

Estoril Round, 20-22 May 2022

Results Warm Up

Circuito Estoril 4.182 m

1 / 2

No.	Rider	Nat	Team	Bike	Class	Time	Gap	Rel.	Laps	Speed	
										Avg	Max
1	65 J. REA	GBR	Kawasaki Racing Team WorldSBK	Kawasaki ZX-10RR		1'48.832			7	138,334	309,5
2	19 A. BAUTISTA	ESP	Aruba.it Racing - Ducati	Ducati Panigale V4R		1'49.540	0.708	0.708	7	137,440	312,1
3	76 L. BAZ	FRA	Bonovo Action BMW	BMW M1000RR	IND	1'49.595	0.763	0.055	7	137,371	308,6
4	22 A. LOWES	GBR	Kawasaki Racing Team WorldSBK	Kawasaki ZX-10RR		1'50.070	1.238	0.475	7	136,778	305,1
5	1 T. RAZGATLIOGLU	TUR	Pata Yamaha with Brixx WorldSBK	Yamaha YZF R1		1'50.417	1.585	0.347	7	136,349	304,2
6	7 I. LECUONA	ESP	Team HRC	Honda CBR1000 RR-R		1'50.495	1.663	0.078	7	136,252	311,2
7	21 M. RINALDI	ITA	Aruba.it Racing - Ducati	Ducati Panigale V4R		1'50.510	1.678	0.015	7	136,234	311,2
8	47 A. BASSANI	ITA	Motocorsa Racing	Ducati Panigale V4R	IND	1'50.920	2.088	0.410	5	135,730	294,3
9	45 S. REDDING	GBR	BMW Motorrad WorldSBK Team	BMW M1000RR		1'51.208	2.376	0.288	7	135,379	305,1
10	12 X. FORES	ESP	Team Goeleven	Ducati Panigale V4R	IND	1'51.357	2.525	0.149	7	135,198	294,3
11	50 E. LAVERTY	IRL	Bonovo Action BMW	BMW M1000RR	IND	1'51.437	2.605	0.080	6	135,101	299,2
12	35 H. SYHRIN	MAS	MIE Racing Honda Team	Honda CBR1000 RR-R	IND	1'51.456	2.624	0.019	7	135,078	295,1
13	55 A. LOCATELLI	ITA	Pata Yamaha with Brixx WorldSBK	Yamaha YZF R1		1'51.651	2.819	0.195	6	134,842	300,8
14	3 K. NOZANE	JPN	GYTR GRT Yamaha WorldSBK Team	Yamaha YZF R1	IND	1'51.983	3.151	0.332	7	134,442	298,3
15	32 I. VINALES	ESP	TPR Team Pedercini Racing	Kawasaki ZX-10RR	IND	1'52.022	3.190	0.039	7	134,395	288,8
16	23 C. PONSSON	FRA	Gil Motor Sport-Yamaha	Yamaha YZF R1	IND	1'52.040	3.208	0.018	7	134,373	291,9
17	17 M. FRITZ	GER	Yamaha Motoxracing WorldSBK Team	Yamaha YZF R1	IND	1'52.376	3.544	0.336	6	133,972	287,2
18	97 X. VIERGE	ESP	Team HRC	Honda CBR1000 RR-R		1'52.524	3.692	0.148	7	133,795	305,9
19	44 L. MAHIAS	FRA	Kawasaki Puccetti Racing	Kawasaki ZX-10RR	IND	1'52.681	3.849	0.157	6	133,609	291,1
20	36 L. MERCADO	ARG	MIE Racing Honda Team	Honda CBR1000 RR-R	IND	1'53.079	4.247	0.398	6	133,139	295,1
21	29 L. BERNARDI	SMR	BARNI Spark Racing Team	Ducati Panigale V4R	IND	1'53.449	4.617	0.370	7	132,705	279,1
22	52 O. KONIG	CZE	Orelac Racing Verdnatura	Kawasaki ZX-10RR	IND	1'54.860	6.028	1.411	7	131,074	285,7

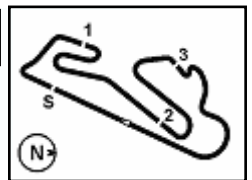
AIR	Humidity:	92%	Temp:	16°C
TRACK	Condition:	Wet	Temp:	20°C

Records	Pole	(SP)	2022	J.Rea	1'35.346	157,900	Km/h
	Race	(RC1)	2022	J.Rea	1'36.204	156,490	Km/h
	All Times	(SP)	2022	J.Rea	1'35.346	157,900	Km/h

Start 09:00 End 09:17 The results are provisional until the end of the time limit for protests and appeals and the completion of the technical checks.

These data/results cannot be reproduced, stored and/or transmitted in whole or in part by any manner of electronic, mechanical, photocopying, recording, broadcasting or otherwise now known or herein after developed without the previous express consent by the copyright owner, except for reproduction in daily press and regular printed publications on sale to the public within 60 days of the event related to those data/results and always provided that copyright symbol appears together as follows below.

© DORNA WSBK ORGANIZATION Srl 2022



Estoril Round, 20-22 May 2022

Results Warm Up

Session Highlights

Local Time	No. Rider	Description
09.00.00		Start
09.00.40		WorldSBK Pit Intervention Time: 1min 6secs
09.17.22		End Of Session

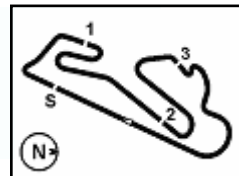
Fastest Laps Sequence

No.	Rider	Nat	Team	Bike	Local Time	Time	Gap	Avg
76	L. BAZ	FRA	Bonovo Action BMW	BMW M1000RR	09:04'01.360	1'53.931		132,143
19	A. BAUTISTA	ESP	Aruba.it Racing - Ducati	Ducati Panigale V4R	09:04'08.056	1'53.289	-0.642	132,892
1	T. RAZGATLIOGLU	TUR	Pata Yamaha with Brixx WorldSBK	Yamaha YZF R1	09:04'30.747	1'53.091	-0.198	133,125
65	J. REA	GBR	Kawasaki Racing Team WorldSBK	Kawasaki ZX-10RR	09:04'30.818	1'51.161	-1.930	135,436
19	A. BAUTISTA	ESP	Aruba.it Racing - Ducati	Ducati Panigale V4R	09:05'58.959	1'50.903	-0.258	135,751
19	A. BAUTISTA	ESP	Aruba.it Racing - Ducati	Ducati Panigale V4R	09:07'49.338	1'50.379	-0.524	136,396
65	J. REA	GBR	Kawasaki Racing Team WorldSBK	Kawasaki ZX-10RR	09:08'13.204	1'49.822	-0.557	137,087
19	A. BAUTISTA	ESP	Aruba.it Racing - Ducati	Ducati Panigale V4R	09:09'39.070	1'49.732	-0.090	137,200
19	A. BAUTISTA	ESP	Aruba.it Racing - Ducati	Ducati Panigale V4R	09:11'28.737	1'49.667	-0.065	137,281
65	J. REA	GBR	Kawasaki Racing Team WorldSBK	Kawasaki ZX-10RR	09:11'52.388	1'49.277	-0.390	137,771
65	J. REA	GBR	Kawasaki Racing Team WorldSBK	Kawasaki ZX-10RR	09:13'41.220	1'48.832	-0.445	138,334

22/05/2022 Start 09:00 End 09:17 The results are provisional until the end of the time limit for protests and appeals and the completion of the technical checks.

These data/results cannot be reproduced, stored and/or transmitted in whole or in part by any manner of electronic, mechanical, photocopying, recording, broadcasting or otherwise now known or herein after developed without the previous express consent by the copyright owner, except for reproduction in daily press and regular printed publications on sale to the public within 60 days of the event related to those data/results and always provided that copyright symbol appears together as follows below.

© DORNA WSBK ORGANIZATION Srl 2022



Circuito Estoril 4.182 m

Estoril Round, 20-22 May 2022

Starting Grid - Tissot Superpole Race (10 Laps x 4,182 km = 41,820 km)

1	1	65 REA J. Kawasaki 1'35.346	2	1 RAZGATLIOGLU T. Yamaha 1'35.437	3	19 BAUTISTA A. Ducati 1'35.963
2	4	45 REDDING S. BMW 1'35.979	5	55 LOCATELLI A. Yamaha 1'36.198	6	21 RINALDI M. Ducati 1'36.236
3	7	7 LECUONA I. Honda 1'36.433	8	22 LOWES A. Kawasaki 1'36.538	9	50 LAVERTY E. BMW 1'36.659
4	10	44 MAHIAS L. Kawasaki 1'36.674	11	97 VIERGE X. Honda 1'36.747	12	76 BAZ L. BMW 1'36.755
5	13	3 NOZANE K. Yamaha 1'36.980	14	47 BASSANI A. Ducati 1'37.015	15	29 BERNARDI L. Ducati 1'37.105
6	16	17 FRITZ M. Yamaha 1'37.124	17	12 FORES X. Ducati 1'37.521	18	23 PONSSON C. Yamaha 1'37.775
7	19	36 MERCADO L. Honda 1'37.867	20	35 SYAHRIN H. Honda 1'38.065	21	32 VINALES I. Kawasaki 1'38.436
8	22	52 KONIG O. Kawasaki 1'38.709				

22/05/2022 The Race Director

These data/results cannot be reproduced, stored and/or transmitted in whole or in part by any manner of electronic, mechanical, photocopying, recording, broadcasting or otherwise now known or herein after developed without the previous express consent by the copyright owner, except for reproduction in daily press and regular printed publications on sale to the public within 60 days of the event related to those data/results and always provided that copyright symbol appears together as follows below. © DORNA WSBK ORGANIZATION Srl 2022

Estoril Round, 20-22 May 2022

Best Sectors & Speed Warm Up

BEST LAP			
1	65	J. REA	Kawasaki ZX-10RR 1'48.832
2	19	A. BAUTISTA	Ducati Panigale V4R 1'49.540
3	76	L. BAZ	BMW M1000RR 1'49.595
4	22	A. LOWES	Kawasaki ZX-10RR 1'50.070
5	1	T. RAZGATLIOGLU	Yamaha YZF R1 1'50.417
6	7	I. LECUONA	Honda CBR1000 RR-R 1'50.495
7	21	M. RINALDI	Ducati Panigale V4R 1'50.510
8	47	A. BASSANI	Ducati Panigale V4R 1'50.920
9	45	S. REDDING	BMW M1000RR 1'51.208
10	12	X. FORES	Ducati Panigale V4R 1'51.357
11	50	E. LAVERTY	BMW M1000RR 1'51.437
12	35	H. SYHRIN	Honda CBR1000 RR-R 1'51.456
13	55	A. LOCATELLI	Yamaha YZF R1 1'51.651
14	3	K. NOZANE	Yamaha YZF R1 1'51.983
15	32	I. VINALES	Kawasaki ZX-10RR 1'52.022
16	23	C. PONSSON	Yamaha YZF R1 1'52.040
17	17	M. FRITZ	Yamaha YZF R1 1'52.376
18	97	X. VIERGE	Honda CBR1000 RR-R 1'52.524
19	44	L. MAHIAS	Kawasaki ZX-10RR 1'52.681
20	36	L. MERCADO	Honda CBR1000 RR-R 1'53.079
21	29	L. BERNARDI	Ducati Panigale V4R 1'53.449
22	52	D. KONIG	Kawasaki ZX-10RR 1'54.860

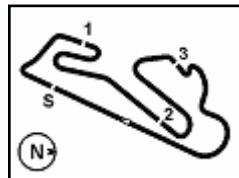
SPEED			
1	19	A. BAUTISTA	Ducati Panigale V4R 312,1
2	7	I. LECUONA	Honda CBR1000 RR-R 311,2
3	21	M. RINALDI	Ducati Panigale V4R 311,2
4	65	J. REA	Kawasaki ZX-10RR 309,5
5	76	L. BAZ	BMW M1000RR 308,6
6	97	X. VIERGE	Honda CBR1000 RR-R 305,9
7	22	A. LOWES	Kawasaki ZX-10RR 305,1
8	45	S. REDDING	BMW M1000RR 305,1
9	1	T. RAZGATLIOGLU	Yamaha YZF R1 304,2
10	55	A. LOCATELLI	Yamaha YZF R1 300,8
11	50	E. LAVERTY	BMW M1000RR 299,2
12	3	K. NOZANE	Yamaha YZF R1 298,3
13	35	H. SYHRIN	Honda CBR1000 RR-R 295,1
14	36	L. MERCADO	Honda CBR1000 RR-R 295,1
15	12	X. FORES	Ducati Panigale V4R 294,3
16	47	A. BASSANI	Ducati Panigale V4R 294,3
17	23	C. PONSSON	Yamaha YZF R1 291,9
18	44	L. MAHIAS	Kawasaki ZX-10RR 291,1
19	32	I. VINALES	Kawasaki ZX-10RR 288,8
20	17	M. FRITZ	Yamaha YZF R1 287,2
21	52	D. KONIG	Kawasaki ZX-10RR 285,7
22	29	L. BERNARDI	Ducati Panigale V4R 279,1

SEG. 1			SEG. 2			SEG. 3			SEG. 4						
1	65	J. REA	21.250	1	65	J. REA	27.179	1	65	J. REA	26.171	1	65	J. REA	34.216
2	19	A. BAUTISTA	21.338	2	22	A. LOWES	27.211	2	19	A. BAUTISTA	26.210	2	19	A. BAUTISTA	34.220
3	22	A. LOWES	21.444	3	76	L. BAZ	27.333	3	76	L. BAZ	26.228	3	22	A. LOWES	34.474
4	7	I. LECUONA	21.479	4	1	T. RAZGATLIOGLU	27.358	4	21	M. RINALDI	26.449	4	76	L. BAZ	34.536
5	76	L. BAZ	21.498	5	19	A. BAUTISTA	27.423	5	22	A. LOWES	26.456	5	21	M. RINALDI	34.592
6	1	T. RAZGATLIOGLU	21.706	6	7	I. LECUONA	27.621	6	1	T. RAZGATLIOGLU	26.470	6	47	A. BASSANI	34.670
7	55	A. LOCATELLI	21.710	7	45	S. REDDING	27.683	7	50	E. LAVERTY	26.524	7	7	I. LECUONA	34.754
8	21	M. RINALDI	21.737	8	21	M. RINALDI	27.689	8	47	A. BASSANI	26.552	8	1	T. RAZGATLIOGLU	34.795
9	45	S. REDDING	21.761	9	12	X. FORES	27.721	9	7	I. LECUONA	26.557	9	35	H. SYHRIN	34.874
10	12	X. FORES	21.804	10	47	A. BASSANI	27.725	10	12	X. FORES	26.574	10	45	S. REDDING	34.930
11	97	X. VIERGE	21.905	11	35	H. SYHRIN	27.744	11	35	H. SYHRIN	26.690	11	50	E. LAVERTY	34.966
12	47	A. BASSANI	21.973	12	3	K. NOZANE	27.811	12	45	S. REDDING	26.736	12	55	A. LOCATELLI	35.045
13	50	E. LAVERTY	22.019	13	23	C. PONSSON	27.822	13	55	A. LOCATELLI	26.780	13	32	I. VINALES	35.134
14	23	C. PONSSON	22.061	14	50	E. LAVERTY	27.827	14	3	K. NOZANE	26.829	14	12	X. FORES	35.202
15	44	L. MAHIAS	22.071	15	17	M. FRITZ	27.882	15	23	C. PONSSON	26.858	15	17	M. FRITZ	35.236
16	32	I. VINALES	22.084	16	36	L. MERCADO	27.912	16	32	I. VINALES	26.883	16	44	L. MAHIAS	35.237
17	3	K. NOZANE	22.105	17	55	A. LOCATELLI	27.914	17	17	M. FRITZ	26.974	17	3	K. NOZANE	35.238
18	35	H. SYHRIN	22.148	18	32	I. VINALES	27.921	18	36	L. MERCADO	27.020	18	23	C. PONSSON	35.299
19	17	M. FRITZ	22.181	19	29	L. BERNARDI	27.951	19	29	L. BERNARDI	27.053	19	97	X. VIERGE	35.415
20	36	L. MERCADO	22.191	20	97	X. VIERGE	28.102	20	44	L. MAHIAS	27.096	20	29	L. BERNARDI	35.788
21	29	L. BERNARDI	22.477	21	44	L. MAHIAS	28.186	21	97	X. VIERGE	27.102	21	36	L. MERCADO	35.847
22	52	D. KONIG	22.868	22	52	D. KONIG	28.584	22	52	D. KONIG	27.343	22	52	D. KONIG	35.954

22/05/2022

These data/results cannot be reproduced, stored and/or transmitted in whole or in part by any manner of electronic, mechanical, photocopying, recording, broadcasting or otherwise now known or herein after developed without the previous express consent by the copyright owner, except for reproduction in daily press and regular printed publications on sale to the public within 60 days of the event related to those data/results and always provided that copyright symbol appears together as follows below.

© DORNA WSBK ORGANIZATION Srl 2022



Circuito Estoril 4.182 m

Estoril Round, 20-22 May 2022

Ideal Times Warm Up

No. Rider	Nat	Bike	Seg. 1 Diff. 1	Seg. 2 Diff. 2	Seg. 3 Diff. 3	Seg. 4 Diff. 4	Ideal Time Best Lap	Pos.	Diff.
1 65 J. REA	GBR	Kawasaki ZX-10RR	21.250	27.179	26.171	34.216 +0.016	1'48.816 1'48.832	1	0.016
2 19 A. BAUTISTA	ESP	Ducati Panigale V4R	21.338	27.423 +0.275	26.210 +0.005	34.220 +0.069	1'49.191 1'49.540	2	0.349
3 22 A. LOWES	GBR	Kawasaki ZX-10RR	21.444 +0.120	27.211	26.456 +0.223	34.474 +0.142	1'49.585 1'50.070	4	0.485
4 76 L. BAZ	FRA	BMW M1000RR	21.498	27.333	26.228	34.536	1'49.595 1'49.595	3	
5 1 T. RAZGATLIOGLU	TUR	Yamaha YZF R1	21.706 +0.053	27.358	26.470 +0.035	34.795	1'50.329 1'50.417	5	0.088
6 7 I. LECUONA	ESP	Honda CBR1000 RR-R	21.479	27.621	26.557 +0.002	34.754 +0.082	1'50.411 1'50.495	6	0.084
7 21 M. RINALDI	ITA	Ducati Panigale V4R	21.737 +0.043	27.689	26.449	34.592	1'50.467 1'50.510	7	0.043
8 47 A. BASSANI	ITA	Ducati Panigale V4R	21.973	27.725	26.552	34.670	1'50.920 1'50.920	8	
9 45 S. REDDING	GBR	BMW M1000RR	21.761 +0.029	27.683	26.736 +0.069	34.930	1'51.110 1'51.208	9	0.098
10 12 X. FORES	ESP	Ducati Panigale V4R	21.804	27.721 +0.008	26.574	35.202 +0.048	1'51.301 1'51.357	10	0.056
11 50 E. LAVERTY	IRL	BMW M1000RR	22.019 +0.101	27.827	26.524	34.966	1'51.336 1'51.437	11	0.101
12 55 A. LOCATELLI	ITA	Yamaha YZF R1	21.710 +0.202	27.914	26.780	35.045	1'51.449 1'51.651	13	0.202
13 35 H. SYAHRIN	MAS	Honda CBR1000 RR-R	22.148	27.744	26.690	34.874	1'51.456 1'51.456	12	
14 3 K. NOZANE	JPN	Yamaha YZF R1	22.105	27.811	26.829	35.238	1'51.983 1'51.983	14	
15 32 I. VINALES	ESP	Kawasaki ZX-10RR	22.084	27.921	26.883	35.134	1'52.022 1'52.022	15	
16 23 C. PONSSON	FRA	Yamaha YZF R1	22.061	27.822	26.858	35.299	1'52.040 1'52.040	16	
17 17 M. FRITZ	GER	Yamaha YZF R1	22.181	27.882	26.974	35.236 +0.103	1'52.273 1'52.376	17	0.103
18 97 X. VIERGE	ESP	Honda CBR1000 RR-R	21.905	28.102	27.102	35.415	1'52.524 1'52.524	18	
19 44 L. MAHIAS	FRA	Kawasaki ZX-10RR	22.071	28.186	27.096	35.237 +0.091	1'52.590 1'52.681	19	0.091
20 36 L. MERCADO	ARG	Honda CBR1000 RR-R	22.191 +0.109	27.912	27.020	35.847	1'52.970 1'53.079	20	0.109
21 29 L. BERNARDI	SMR	Ducati Panigale V4R	22.477	27.951	27.053 +0.180	35.788	1'53.269 1'53.449	21	0.180
22 52 D. KONIG	CZE	Kawasaki ZX-10RR	22.868	28.584	27.343	35.954 +0.111	1'54.749 1'54.860	22	0.111
Overall Ideal Time			21.250	27.179	26.171	34.216	1'48.816		

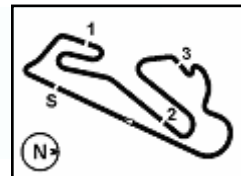
22/05/2022

These data/results cannot be reproduced, stored and/or transmitted in whole or in part by any manner of electronic, mechanical, photocopying, recording, broadcasting or otherwise now known or herein after developed without the previous express consent by the copyright owner, except for reproduction in daily press and regular printed publications on sale to the public within 60 days of the event related to those data/results and always provided that copyright symbol appears together as follows below.

© DORNA WSBK ORGANIZATION Srl 2022

FIGR PERUGIA TIMING





Estoril Round, 20-22 May 2022 Chronological Analysis Warm Up

1° 65 J. REA [1'48.832]

Lap	Seg1	Seg2	Seg3	Seg4	Lap Time	km/h	Local Time
1		29.851	30.687	36.451			9:02'39.657
2	22.042	27.637	26.632	34.850	1'51.161	305,9	9:04'30.818
3	22.364	28.143	27.124	34.933	1'52.564	301,7	9:06'23.382
4	21.445	27.332	26.496	34.549	1'49.822	308,6	9:08'13.204
5	21.503	27.309	26.741	34.354	1'49.907	308,6	9:10'03.111
6	21.298	27.220	26.299	34.460	1'49.277	307,7	9:11'52.388
7	21.250	27.179	26.171	34.232	1'48.832	307,7	9:13'41.220
8	21.313	27.246	26.215	34.216	1'48.990	309,5	9:15'30.210

6	21.597	27.717	26.598	34.836	1'50.748	305,1	9:12'11.015
7	25.947	27.980	26.557	35.328	1'55.812	311,2	9:14'06.827
8	21.699	27.721	26.605	34.754	1'50.779	305,9	9:15'57.606

2° 19 A. BAUTISTA [1'49.540]

Lap	Seg1	Seg2	Seg3	Seg4	Lap Time	km/h	Local Time
1		30.035	27.991	36.163			9:02'14.767
2	22.389	28.772	27.018	35.110	1'53.289	277,6	9:04'08.056
3	21.779	27.790	26.616	34.718	1'50.903	292,7	9:05'58.959
4	21.669	27.644	26.510	34.556	1'50.379	306,8	9:07'49.338
5	21.482	27.522	26.298	34.430	1'49.732	305,9	9:09'39.070
6	21.528	27.571	26.245	34.323	1'49.667	304,2	9:11'28.737
7	21.338	27.698	26.215	34.289	1'49.540	304,2	9:13'18.277
8	21.787	27.423	26.210	34.220	1'49.640	312,1	9:15'07.917

7° 21 M. RINALDI [1'50.510]

Lap	Seg1	Seg2	Seg3	Seg4	Lap Time	km/h	Local Time
1		32.389	29.804	38.294			9:02'51.551
2	23.855	29.664	28.050	35.940	1'57.509	260,9	9:04'49.060
3	22.614	28.746	27.126	35.394	1'53.880	292,7	9:06'42.940
4	22.310	28.250	27.058	34.975	1'52.593	294,3	9:08'35.533
5	21.920	27.915	26.627	35.012	1'51.474	298,3	9:10'27.007
6	21.737	27.867	26.459	34.922	1'50.985	306,8	9:12'17.992
7	21.813	27.966	26.610	34.931	1'51.320	311,2	9:14'09.312
8	21.780	27.689	26.449	34.592	1'50.510	298,3	9:15'59.822

3° 76 L. BAZ [1'49.595]

Lap	Seg1	Seg2	Seg3	Seg4	Lap Time	km/h	Local Time
1		30.070	28.117	37.049			9:02'07.429
2	22.458	28.446	27.189	35.838	1'53.931	295,1	9:04'01.360
3	22.133	28.250	26.947	35.424	1'52.754	301,7	9:05'54.114
4	21.708	27.831	26.721	35.148	1'51.408	306,8	9:07'45.522
5	21.840	27.480	26.656	34.878	1'50.854	305,1	9:09'36.376
6	21.519	27.608	26.443	34.996	1'50.566	308,6	9:11'26.942
7	24.038	27.613	26.329	34.939	1'52.919	307,7	9:13'19.861
8	21.498	27.333	26.228	34.536	1'49.595	308,6	9:15'09.456

8° 47 A. BASSANI [1'50.920]

Lap	Seg1	Seg2	Seg3	Seg4	Lap Time	km/h	Local Time
1		30.611	28.533	36.593			9:03'28.684
2	22.972	28.616	27.607	36.016	1'55.211	271,4	9:05'23.895
3	22.674	28.224	27.166	45.577	2'03.641P	268,7	9:07'27.536
4	3'44.254	29.019	28.976	36.159	5'18.408P		9:12'45.944
5	22.388	28.079	26.906	34.851	1'52.224	280,5	9:14'38.168
6	21.973	27.725	26.552	34.670	1'50.920	294,3	9:16'29.088

4° 22 A. LOWES [1'50.070]

Lap	Seg1	Seg2	Seg3	Seg4	Lap Time	km/h	Local Time
1		29.540	27.954	38.654			9:02'25.241
2	22.574	28.248	27.669	35.194	1'53.685	279,8	9:04'18.926
3	22.373	27.730	26.776	34.767	1'51.646	280,5	9:06'10.572
4	21.611	27.400	27.016	34.555	1'50.582	303,4	9:08'01.154
5	21.444	27.442	26.805	34.474	1'50.165	305,1	9:09'51.319
6	29.047	28.537	28.371	35.517	2'01.472	279,8	9:11'52.791
7	21.518	27.325	26.456	34.897	1'50.196	295,1	9:13'42.987
8	21.564	27.211	26.679	34.616	1'50.070	303,4	9:15'33.057

9° 45 S. REDDING [1'51.208]

Lap	Seg1	Seg2	Seg3	Seg4	Lap Time	km/h	Local Time
1		30.238	28.723	37.175			9:02'21.727
2	23.050	28.569	27.164	35.723	1'54.506	285,0	9:04'16.233
3	22.140	27.917	26.913	35.173	1'52.143	299,2	9:06'08.376
4	21.920	27.875	26.736	35.173	1'51.704	298,3	9:08'00.080
5	21.761	27.774	27.384	42.795	1'59.714P	304,2	9:09'59.794
6	1'17.108	28.341	26.851	35.325	2'47.625P		9:12'47.419
7	21.815	27.767	26.747	35.174	1'51.503	305,1	9:14'38.922
8	21.790	27.683	26.805	34.930	1'51.208	302,5	9:16'30.130

5° 1 T. RAZGATLIOGLU [1'50.417]

Lap	Seg1	Seg2	Seg3	Seg4	Lap Time	km/h	Local Time
1		31.000	28.501	36.947			9:02'37.656
2	22.586	28.451	26.820	35.234	1'53.091	289,5	9:04'30.747
3	22.051	28.183	26.788	35.631	1'52.653	303,4	9:06'23.400
4	22.165	27.887	26.939	35.338	1'52.329	304,2	9:08'15.729
5	21.706	27.684	26.470	34.834	1'50.694	302,5	9:10'06.423
6	21.840	27.739	26.642	35.213	1'51.434	301,7	9:11'57.857
7	24.877	28.012	26.593	34.866	1'54.348	303,4	9:13'52.205
8	21.759	27.358	26.505	34.795	1'50.417	303,4	9:15'42.622

10° 12 X. FORES [1'51.357]

Lap	Seg1	Seg2	Seg3	Seg4	Lap Time	km/h	Local Time
1		32.634	29.621	36.892			9:02'17.081
2	23.244	28.949	27.689	35.777	1'55.659	251,7	9:04'12.740
3	22.307	28.209	27.140	35.609	1'53.265	273,4	9:06'06.005
4	22.008	28.002	26.872	35.506	1'52.388	280,5	9:07'58.393
5	22.028	27.958	27.045	35.579	1'52.610	288,0	9:09'51.003
6	23.366	28.273	26.817	35.389	1'53.845	286,5	9:11'44.848
7	21.804	27.729	26.574	35.250	1'51.357	294,3	9:13'36.205
8	21.820	27.721	26.646	35.202	1'51.389	292,7	9:15'27.594

6° 7 I. LECUONA [1'50.495]

Lap	Seg1	Seg2	Seg3	Seg4	Lap Time	km/h	Local Time
1		31.467	28.887	36.882			9:02'51.636
2	22.928	29.102	27.241	35.739	1'55.010	271,4	9:04'46.646
3	21.842	28.146	26.830	35.303	1'52.121	302,5	9:06'38.767
4	21.689	27.824	26.696	34.796	1'51.005	303,4	9:08'29.772
5	21.479	27.621	26.559	34.836	1'50.495	307,7	9:10'20.267

11° 50 E. LAVERTY [1'51.437]

Lap	Seg1	Seg2	Seg3	Seg4	Lap Time	km/h	Local Time
1		31.295	29.539	38.285			9:02'11.960
2	23.854	30.081	28.518	44.501	2'06.954P	257,8	9:04'18.914
3	3'27.602	29.668	28.213	36.507	5'01.990P		9:09'20.904
4	22.634	28.539	27.255	35.741	1'54.169	285,7	9:11'15.073
5	22.154	28.278	27.158	35.383	1'52.973	295,1	9:13'08.046
6	22.019	28.083	26.659	35.095	1'51.856	299,2	9:14'59.902
7	22.120	27.827	26.524	34.966	1'51.437	291,9	9:16'51.339

12° 35 H. SYAHRIN [1'51.456]

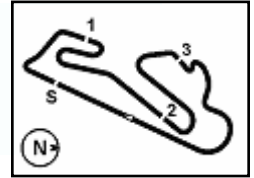
Lap	Seg1	Seg2	Seg3	Seg4	Lap Time	km/h	Local Time
1		31.344	29.211	37.330			9:02'21.593
2	23.710	29.332	27.929	35.835	1'56.806	260,2	9:04'18.399
3	23.089	28.527	27.376	35.646	1'54.638	269,3	9:06'13.037

22/05/2022

P = Pits In/Dut - C = Lap Time Cancelled

These data/results cannot be reproduced, stored and/or transmitted in whole or in part by any manner of electronic, mechanical, photocopying, recording, broadcasting or otherwise now known or herein after developed without the previous express consent by the copyright owner, except for reproduction in daily press and regular printed publications on sale to the public within 60 days of the event related to those data/results and always provided that copyright symbol appears together as follows below.

© DORNA WSBK ORGANIZATION Srl 2022



4	22.433	28.793	27.462	35.865	1'54.553	295,1	9:08'07.590
5	22.991	28.683	28.408	38.034	1'58.116	268,7	9:10'05.706
6	22.276	28.332	26.794	34.921	1'52.323	266,7	9:11'58.029
7	29.527	28.290	26.870	35.205	1'59.892	281,3	9:13'57.921
8	22.148	27.744	26.690	34.874	1'51.456	276,2	9:15'49.377

1						31.619	29.467	38.867			9:03'16.878
2	23.798					29.832	28.556	37.597	1'59.783	270,7	9:05'16.661
3	23.296					29.313	28.242	36.897	1'57.748	284,2	9:07'14.409
4	22.665					28.788	27.891	36.342	1'55.686	287,2	9:09'10.095
5	22.360					28.970	27.544	36.113	1'54.987	299,2	9:11'05.082
6	22.269					28.526	27.470	35.939	1'54.204	305,9	9:12'59.286
7	22.274					28.266	27.293	35.775	1'53.608	297,5	9:14'52.894
8	21.905					28.102	27.102	35.415	1'52.524	303,4	9:16'45.418

13° 55 A. LOCATELLI [1'51.651]

Lap	Seg.1	Seg.2	Seg.3	Seg.4	Lap Time	km/h	Local Time
1		29.852	28.244	36.312			9:03'54.652
2	22.743	28.731	27.695	35.717	1'54.886	267,3	9:05'49.538
3	21.877	28.816	27.242	35.467	1'53.402	292,7	9:07'42.940
4	21.840	28.070	26.815	35.365	1'52.090	295,1	9:09'35.030
5	21.710	28.068	26.880	36.016	1'52.674	300,8	9:11'27.704
6	21.994	28.295	26.791	35.656	1'52.736	292,7	9:13'20.440
7	21.912	27.914	26.780	35.045	1'51.651	295,9	9:15'12.091

19° 44 L. MAHIAS [1'52.681]

Lap	Seg.1	Seg.2	Seg.3	Seg.4	Lap Time	km/h	Local Time
1		30.940	29.407	37.615			9:02'22.880
2	23.032	28.741	27.436	35.507	1'54.716	258,4	9:04'17.596
3	22.357	28.476	27.568	35.237	1'53.638	279,8	9:06'11.234
4	22.084	28.285	27.254	35.326	1'52.949	277,6	9:08'04.183
5	22.071	28.186	27.096	35.328	1'52.681	291,1	9:09'56.864
6	23.069	28.586	27.554	43.858	2'03.067P	285,7	9:11'59.931
7	3'08.333	28.909	27.436	36.111	4'40.789P		9:16'40.720

14° 3 K. NOZANE [1'51.983]

Lap	Seg.1	Seg.2	Seg.3	Seg.4	Lap Time	km/h	Local Time
1		31.177	29.190	37.218			9:02'35.004
2	23.394	28.717	27.451	35.887	1'55.449	278,4	9:04'30.453
3	22.577	28.327	27.436	35.430	1'53.770	295,9	9:06'24.223
4	22.611	28.108	27.277	35.736	1'53.732	279,8	9:08'17.955
5	22.398	28.352	27.205	35.337	1'53.292	296,7	9:10'11.247
6	22.328	28.209	27.113	35.302	1'52.952	298,3	9:12'04.199
7	22.177	28.191	26.921	35.284	1'52.573	298,3	9:13'56.772
8	22.105	27.811	26.829	35.238	1'51.983	297,5	9:15'48.755

20° 36 L. MERCADO [1'53.079]

Lap	Seg.1	Seg.2	Seg.3	Seg.4	Lap Time	km/h	Local Time
1		33.676	29.980	38.860			9:03'35.280
2	23.589	29.867	28.201	36.671	1'58.328	262,8	9:05'33.608
3	22.471	28.658	27.620	36.068	1'54.817	285,0	9:07'28.425
4	22.191	28.509	27.579	36.167	1'54.446	291,9	9:09'22.871
5	22.322	28.443	27.198	35.948	1'53.911	286,5	9:11'16.782
6	22.273	27.955	27.020	35.934	1'53.182	286,5	9:13'09.964
7	22.300	27.912	27.020	35.847	1'53.079	295,1	9:15'03.043

15° 32 I. VINALES [1'52.022]

Lap	Seg.1	Seg.2	Seg.3	Seg.4	Lap Time	km/h	Local Time
1		31.720	29.347	37.829			9:02'16.425
2	23.718	29.801	27.844	36.210	1'57.573	268,7	9:04'13.998
3	22.515	28.417	27.459	36.133	1'54.524	287,2	9:06'08.522
4	22.566	28.120	27.821	35.785	1'54.292	274,8	9:08'02.814
5	25.007	28.395	27.354	44.522	2'05.278	283,5	9:10'08.092
6	22.561	28.268	27.009	35.532	1'53.370	276,9	9:12'01.462
7	22.326	27.985	26.957	35.210	1'52.478	288,8	9:13'53.940
8	22.084	27.921	26.883	35.134	1'52.022	286,5	9:15'45.962

21° 29 L. BERNARDI [1'53.449]

Lap	Seg.1	Seg.2	Seg.3	Seg.4	Lap Time	km/h	Local Time
1		35.602	33.005	40.694			9:02'52.594
2	24.406	31.089	29.471	38.443	2'03.409	268,7	9:04'56.003
3	23.775	29.543	28.548	37.194	1'59.060	266,0	9:06'55.063
4	23.090	28.800	27.659	36.710	1'56.259	279,1	9:08'51.322
5	22.892	28.185	32.024	36.388	1'59.489	266,0	9:10'50.811
6	22.620	28.157	27.406	35.941	1'54.124	273,4	9:12'44.935
7	22.691	28.151	27.053	35.823	1'53.718	274,8	9:14'38.653
8	22.477	27.951	27.233	35.788	1'53.449	279,1	9:16'32.102

16° 23 C. PONSSON [1'52.040]

Lap	Seg.1	Seg.2	Seg.3	Seg.4	Lap Time	km/h	Local Time
1		32.130	29.519	37.751			9:02'22.958
2	23.599	29.526	28.373	36.858	1'58.356	259,0	9:04'21.314
3	22.701	28.639	27.721	36.464	1'55.525	286,5	9:06'16.839
4	22.510	28.396	27.362	35.854	1'54.122	287,2	9:08'10.961
5	22.443	28.339	27.275	35.907	1'53.964	287,2	9:10'04.925
6	22.203	28.257	27.027	35.487	1'52.974	291,9	9:11'57.899
7	27.712	29.227	27.133	35.348	1'59.420	291,9	9:13'57.319
8	22.061	27.822	26.858	35.299	1'52.040	291,1	9:15'49.359

22° 52 O. KONIG [1'54.860]

Lap	Seg.1	Seg.2	Seg.3	Seg.4	Lap Time	km/h	Local Time
1		33.961	31.982	39.478			9:02'20.148
2	24.489	31.408	29.453	38.150	2'03.500	269,3	9:04'23.648
3	23.744	29.887	28.864	37.168	1'59.663	264,1	9:06'23.311
4	23.821	29.486	28.112	36.671	1'58.090	273,4	9:08'21.401
5	23.087	29.320	28.094	36.597	1'57.098	275,5	9:10'18.499
6	22.989	29.219	27.589	35.954	1'55.751	285,7	9:12'14.250
7	23.028	29.009	27.429	36.016	1'55.482	285,7	9:14'09.732
8	22.868	28.584	27.343	36.065	1'54.860	285,0	9:16'04.592

17° 17 M. FRITZ [1'52.376]

Lap	Seg.1	Seg.2	Seg.3	Seg.4	Lap Time	km/h	Local Time
1		32.573	29.922	38.445			9:03'39.149
2	24.219	29.442	28.005	36.130	1'57.796	250,6	9:05'36.945
3	22.468	28.618	27.543	35.968	1'54.597	285,7	9:07'31.542
4	22.501	28.323	27.239	35.536	1'53.599	276,9	9:09'25.141
5	22.454	28.123	27.262	35.236	1'53.075	287,2	9:11'18.216
6	22.181	27.882	26.974	35.339	1'52.376	287,2	9:13'10.592
7	22.424	28.000	27.000	35.400	1'52.824	285,7	9:15'03.416

18° 97 X. VIERGE [1'52.524]

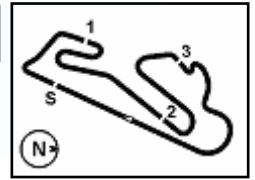
Lap	Seg.1	Seg.2	Seg.3	Seg.4	Lap Time	km/h	Local Time
-----	-------	-------	-------	-------	----------	------	------------

22/05/2022

P = Pits In/Out - C = Lap Time Cancelled

These data/results cannot be reproduced, stored and/or transmitted in whole or in part by any manner of electronic, mechanical, photocopying, recording, broadcasting or otherwise now known or herein after developed without the previous express consent by the copyright owner, except for reproduction in daily press and regular printed publications on sale to the public within 60 days of the event related to those data/results and always provided that copyright symbol appears together as follows below.

© DORNA WSBK ORGANIZATION Srl 2022



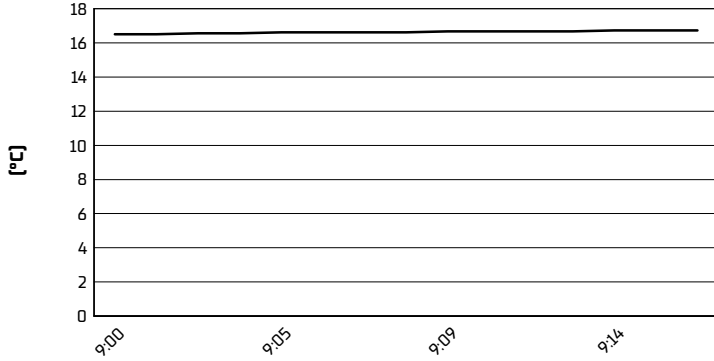
Circuito Estoril 4.182 m

Estoril Round, 20-22 May 2022

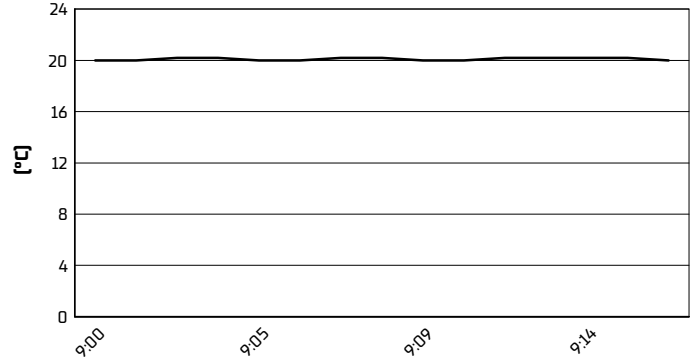
Weather Report Warm Up

Session started 09:00 - Session ended 9:17

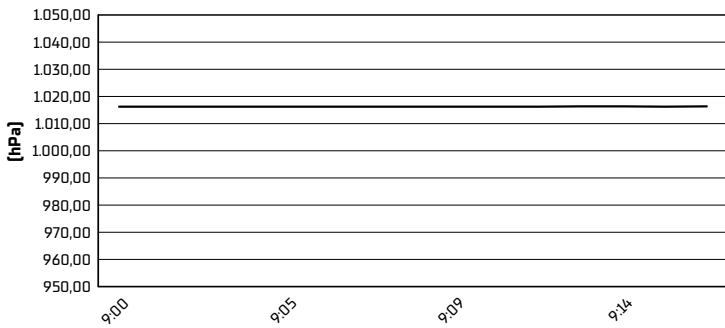
Air Temperature



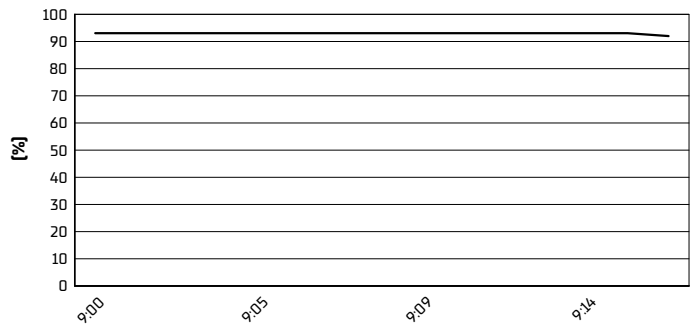
Track Temperature



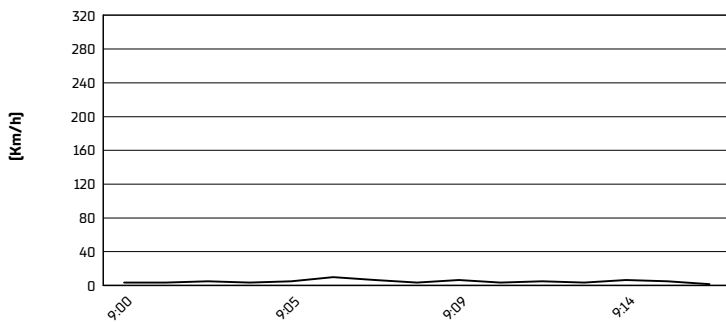
Air Pressure



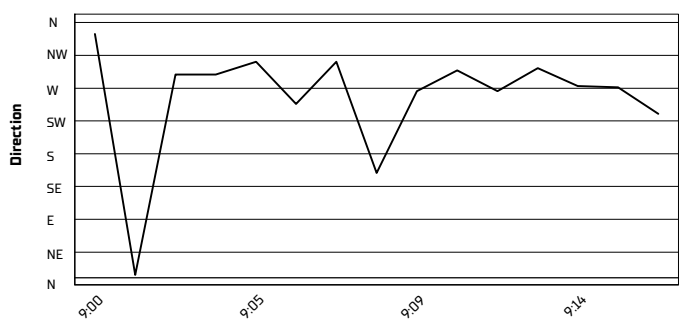
Humidity



Wind Speed



Wind Direction



22/05/2022

These data/results cannot be reproduced, stored and/or transmitted in whole or in part by any manner of electronic, mechanical, photocopying, recording, broadcasting or otherwise now known or herein after developed without the previous express consent by the copyright owner, except for reproduction in daily press and regular printed publications on sale to the public within 60 days of the event related to those data/results and always provided that copyright symbol appears together as follows below.

© DORNA WSBK ORGANIZATION Srl 2022