

## Estoril Round, 20-22 May 2022 Results Race 1

Laps 18 = 75,276 Km - Time of Race 30'18.215 - Avg. 149,044 km/h

Pos	Grid	No. Rider	Nat	Team	Bike	Class	LL	Gap	Rel.	Fastest Lap	Speed	Qualifying	Speed
1	1	<b>77 D. AEGERTER</b>	SUI	Ten Kate Racing Yamaha	Yamaha YZF R6		18			1'40.058	270,0	1'39.046	268,7
2	4	<b>7 L. BALDASSARRI</b>	ITA	Evan Bros.WorldSSP Yamaha Team	Yamaha YZF R6		18	<b>3.029</b>	3.029	1'40.437	277,6	1'40.106	275,5
3	2	<b>11 N. BULEGA</b>	ITA	Arubait Racing WorldSSP Team	Ducati Panigale V2		18	<b>4.530</b>	1.501	1'40.571	272,7	1'39.884	272,7
4	8	<b>61 C. ONCU</b>	TUR	Kawasaki Puccetti Racing	Kawasaki ZX-6R		18	<b>4.865</b>	0.335	1'40.685	270,0	1'40.453	274,1
5	7	<b>64 F. CARICASULO</b>	ITA	Althea Racing	Ducati Panigale V2		18	<b>7.575</b>	2.710	1'40.823	277,6	1'40.247	269,3
6	12	<b>55 Y. MONTELLA</b>	ITA	Kawasaki Puccetti Racing	Kawasaki ZX-6R		18	<b>15.525</b>	7.950	1'40.596	278,4	1'40.694	272,0
7	3	<b>28 G. VAN STRAALEN</b>	NED	EAB Racing Team	Yamaha YZF R6		18	<b>20.515</b>	4.990	1'40.491	269,3	1'39.952	268,7
8	16	<b>99 A. HUERTAS</b>	ESP	MTM Kawasaki	Kawasaki ZX-6R		18	<b>20.772</b>	0.257	1'41.078	272,7	1'41.074	276,2
9	6	<b>94 A. VERDOIA</b>	FRA	GMT94 Yamaha	Yamaha YZF R6		18	<b>21.076</b>	0.304	1'41.043	273,4	1'40.180	270,0
10	13	<b>50 O. VOSTATEK</b>	CZE	MS Racing Yamaha WorldSSP	Yamaha YZF R6		18	<b>21.396</b>	0.320	1'41.276	274,8	1'40.779	273,4
11	19	<b>17 K. SMITH</b>	GBR	VFT Racing	Yamaha YZF R6		18	<b>22.143</b>	0.747	1'41.157	272,7	1'41.166	264,1
12	17	<b>32 O. BAYLISS</b>	AUS	BARNI Spark Racing Team	Ducati Panigale V2		18	<b>24.067</b>	1.924	1'41.438	273,4	1'41.132	274,8
13	28	<b>9 S. JESPERSEN</b>	DEN	Kallio Racing	Yamaha YZF R6		18	<b>28.721</b>	4.654	1'41.705	276,9	1'41.910	273,4
14	23	<b>24 L. TACCINI</b>	ITA	Ten Kate Racing Yamaha	Yamaha YZF R6		18	<b>29.521</b>	0.800	1'41.635	276,2	1'41.738	274,1
15	18	<b>25 M. BRENNER</b>	SUI	VFT Racing	Yamaha YZF R6	*	18	<b>29.597</b>	0.076	1'41.520	270,0	1'41.137	272,0
16	11	<b>10 U. ORRADRE</b>	ESP	MS Racing Yamaha WorldSSP	Yamaha YZF R6		18	<b>33.281</b>	3.684	1'41.889	271,4	1'40.640	270,0
17	20	<b>71 T. EDWARDS</b>	AUS	Yart - Yamaha WorldSSP	Yamaha YZF R6		18	<b>38.692</b>	5.411	1'41.200	272,0	1'41.350	268,0
18	25	<b>36 S. KROEZE</b>	NED	Kallio Racing	Yamaha YZF R6	*	18	<b>40.202</b>	1.510	1'42.341	272,7	1'41.839	267,3
19	29	<b>12 F. FULIGNI</b>	ITA	D34G Racing	Ducati Panigale V2	*	18	<b>40.856</b>	0.654	1'42.497	269,3	1'41.994	274,1
20	26	<b>22 F. FULIGNI</b>	ITA	D34G Racing	Ducati Panigale V2	*	18	<b>44.463</b>	3.607	1'42.001	273,4	1'41.860	262,8
21	24	<b>13 L. OTTAVIANI</b>	ITA	Altogo Racing Team	Yamaha YZF R6		18	<b>46.130</b>	1.667	1'42.217	272,0	1'41.745	267,3
22	21	<b>3 R. DE ROSA</b>	ITA	Orelac Racing Verdatura WorldSSP	Ducati Panigale V2		18	<b>58.117</b>	11.987	1'41.096	278,4	1'41.455	263,4
23	27	<b>54 B. SOFUOGLU</b>	TUR	MV Agusta Reparto Corse	MV Agusta F3 800 RR	*	18	<b>1'00.270</b>	2.153	1'41.241	275,5	1'41.875	269,3
24	15	<b>56 P. SEBESTYEN</b>	HUN	Evan Bros.WorldSSP Yamaha Team	Yamaha YZF R6		18	<b>1'24.540</b>	24.270	1'42.198	262,1	1'40.967	268,7
25	31	<b>6 J. BUIS</b>	NED	Motozoo Racing by Puccetti	Kawasaki ZX-6R	*	17	<b>1 Lap</b>	1 Lap	1'42.821	274,1	1'42.980	273,4
<b>Not Classified</b>													
RET	22	<b>73 M. KOFLER</b>	AUT	CM Racing	Ducati Panigale V2		14	<b>4 Laps</b>		1'42.230	274,8	1'41.735	273,4
RET	5	<b>16 J. CLUZEL</b>	FRA	GMT94 Yamaha	Yamaha YZF R6		13	<b>5 Laps</b>		1'40.629	272,0	1'40.171	274,1
RET	30	<b>21 B. CURRIE</b>	AUS	Motozoo Racing by Puccetti	Kawasaki ZX-6R		11	<b>7 Laps</b>		1'42.428	274,1	1'42.162	272,0
RET	9	<b>66 N. TUULI</b>	FIN	MV Agusta Reparto Corse	MV Agusta F3 800 RR		9	<b>9 Laps</b>		1'41.114	273,4	1'40.490	268,7
RET	14	<b>38 H. SOOMER</b>	EST	Dynavolt Triumph	Triumph Street Triple RS		4	<b>14 Laps</b>		1'41.667	271,4	1'40.957	269,3
RET	10	<b>62 S. MANZI</b>	ITA	Dynavolt Triumph	Triumph Street Triple RS		0					1'40.517	270,7

AIR	Humidity:	75%	Temp:	19°C
TRACK	Condition:	Dry	Temp:	36°C

Records	Pole (SP)	2022	D.Aegerter	1'39.046	152,00 Km/h
	Race (RC1)	2020	I.Vinales	1'40.053	150,47 Km/h
	All Times (SP)	2022	D.Aegerter	1'39.046	152,00 Km/h
Race Fastest Lap		Lap 9	D.Aegerter	1'40.058	150,46 Km/h

LAP LEADERS				
No. Rider	From	To	Laps	Total
<b>16 J. CLUZEL</b>	1	1	1	1
<b>61 C. ONCU</b>	2	6	5	5
<b>28 G. VAN STRAALEN</b>	7	7	1	1
<b>77 D. AEGERTER</b>	8	18	11	11

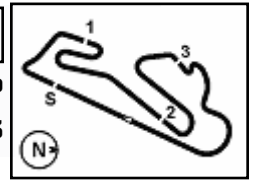
TOTAL LEADER LAPS	
No. Rider	Laps
<b>77 D. AEGERTER</b>	37
<b>61 C. ONCU</b>	17
<b>7 L. BALDASSARRI</b>	13
<b>28 G. VAN STRAALEN</b>	9
<b>11 N. BULEGA</b>	2
<b>16 J. CLUZEL</b>	1

\* WorldSSP Challenge

21/05/2022 15:15 15:50 The results are provisional until the end of the time limit for protests and appeals and the completion of the technical checks.

These data/results cannot be reproduced, stored and/or transmitted in whole or in part by any manner of electronic, mechanical, photocopying, recording, broadcasting or otherwise now known or herein after developed without the previous express consent by the copyright owner, except for reproduction in daily press and regular printed publications on sale to the public within 60 days of the event related to those data/results and always provided that copyright symbol appears together as follows below.

© DORNA WSBK ORGANIZATION Srl 2022

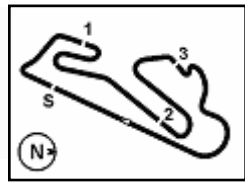

**Estoril Round, 20-22 May 2022**  
**Results Race 1**
**Race Highlights**

Time	No. Rider	Description
15.02.43	<b>62 S. MANZI</b>	Technical Problem - Turn 6
15.10.00	<b>62 S. MANZI</b>	Retired
15.13.14		Warm-up Lap Start
15.15.52		Start
15.17.01	<b>56 P. SEBESTYEN</b>	Crashed - Turn 6
15.17.20	<b>13 L. OTTAVIANI</b>	Long Lap Penalty
15.17.25	<b>3 R. DE ROSA</b>	Double Long Lap Penalty
15.18.00	<b>56 P. SEBESTYEN</b>	Re-joined
15.18.32		No Jump Start
15.19.00	<b>13 L. OTTAVIANI</b>	1x Long Lap Penalty Completed
15.20.11	<b>3 R. DE ROSA</b>	1x Long Lap Penalty Completed
15.20.52	<b>71 T. EDWARDS</b>	Crashed - Re-Joined - Turn 9
15.23.27	<b>38 H. SOOMER</b>	Crashed - Turn 3
15.23.41	<b>38 H. SOOMER</b>	Not Actively Competing
15.25.38	<b>6 J. BUIS</b>	Crashed - Turn 6
15.25.54	<b>6 J. BUIS</b>	Re-joined
15.28.05	<b>3 R. DE ROSA</b>	Ride Through - Doesn't complete 2x LLP
15.30.44	<b>28 G. VAN STRAALLEN</b>	Crashed - Turn 9
15.30.51	<b>28 G. VAN STRAALLEN</b>	Re-joined
15.31.19	<b>16 J. CLUZEL</b>	Crashed - Turn 1
15.31.41	<b>16 J. CLUZEL</b>	Re-joined
15.32.03	<b>66 N. TUULI</b>	Crashed - Turn 4
15.32.34	<b>66 N. TUULI</b>	Not Actively Competing
15.35.09	<b>21 B. CURRIE</b>	Entered Pits
15.36.08		2/3 of Race Distance Completed
15.36.23	<b>3 R. DE ROSA</b>	Entered Pits
15.37.00	<b>3 R. DE ROSA</b>	Exited Pits
15.38.35	<b>16 J. CLUZEL</b>	Entered Pits
15.40.06	<b>73 M. KOFLER</b>	Entered Pits
15.40.14	<b>16 J. CLUZEL</b>	Retired
15.40.37	<b>21 B. CURRIE</b>	Retired
15.41.57	<b>73 M. KOFLER</b>	Retired
15.44.37	<b>54 B. SOFUOGLU</b>	Crashed - Turn 9
15.44.52	<b>54 B. SOFUOGLU</b>	Re-joined
15.47.14		Podium Confirmed
15.50.32		End Of Session

21/05/2022      Start      End      The results are provisional until the end of the time limit for protests and appeals and the completion of the technical checks.

These data/results cannot be reproduced, stored and/or transmitted in whole or in part by any manner of electronic, mechanical, photocopying, recording, broadcasting or otherwise now known or herein after developed without the previous express consent by the copyright owner, except for reproduction in daily press and regular printed publications on sale to the public within 60 days of the event related to those data/results and always provided that copyright symbol appears together as follows below.

© DORNA WSBK ORGANIZATION Srl 2022

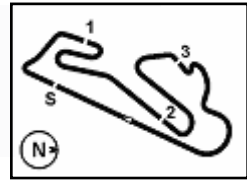

**Estoril Round, 20–22 May 2022**  
**Championship Standings**

Points	Points From First	Points From Previous	April		April		May		June		July		September		September		October		October		November		December	
			ARAGON	ARAGON	ASSEN	ASSEN	ESTORIL	MISANO	DONINGTON	MOST	MAGNY-COURS	MAGNY-COURS	BARCELONA	BARCELONA	PORTIMAO	PORTIMAO	VILLICUM	VILLICUM	MANDALIKA	MANDALIKA	PHILLIP ISLAND	PHILLIP ISLAND		
<b>1</b> <b>AEGERTER</b> Dominique [SUI]	<b>120</b>		20	25	25	25	25																	
			2	1	1	1	1																	
<b>2</b> <b>BALDASSARRI</b> Lorenzo [ITA]	<b>85</b>	35	25	20	20	20	20																	
			1	1	3	2	2																	
<b>3</b> <b>BULEGA</b> Nicolo [ITA]	<b>72</b>	48	13	11	16	16	13	16																
			5	3	4	3	3																	
<b>4</b> <b>VAN STRAALLEN</b> Glenn [NED]	<b>55</b>	65	17	13	13	20	9																	
			4	4	2	4	4																	
<b>5</b> <b>ONCU</b> Can [TUR]	<b>45</b>	75	10	16	16	16	13																	
			3	7	12	6	5																	
<b>6</b> <b>TUULI</b> Niki [FIN]	<b>40</b>	80	5	10	11	10	9																	
			6	5	5	5	6																	
<b>7</b> <b>CARICASULO</b> Federico [ITA]	<b>34</b>	86	6	8	4	11	11																	
			8	8	6	9	7																	
<b>8</b> <b>SOOMER</b> Hannes [EST]	<b>31</b>	89	3	5	6	9	11																	
			11	10	8	7	8																	
<b>9</b> <b>MONTELLA</b> Yari [ITA]	<b>30</b>	90	1	9	4	7	10																	
			12	14	11	9																		
<b>10</b> <b>MANZI</b> Stefano [ITA]	<b>27</b>	93	3	9	8	10	10																	
			7	6	9	8	10																	
<b>11</b> <b>HUERTAS</b> Adrian [ESP]	<b>25</b>	95	2	7	5	5	8																	
			9	8	9	12	11																	
<b>12</b> <b>CLUZEL</b> Jules [FRA]	<b>23</b>	97	2	10	13	13	12																	
			11	6	9	12																		
<b>13</b> <b>HOBELSBERGER</b> Patrick [GER]	<b>17</b>	103	6	6	3	8	13																	
			10	12	9	12	13																	
<b>14</b> <b>DE ROSA</b> Raffaele [ITA]	<b>15</b>	105	2	7	7	1	14																	
			14	13	14	14																		
<b>15</b> <b>SMITH</b> Kyle [GBR]	<b>13</b>	107	2		8	5	15																	
					17	15																		
<b>16</b> <b>SOFUOGLU</b> Bahattin [TUR]	<b>13</b>	107	0	4	2	6	15																	
			12	15	15	15	15																	
<b>17</b> <b>TACCINI</b> Leonardo [ITA]	<b>11</b>	109	2		6	3	2																	
					16	16	17																	
<b>18</b> <b>BAYLISS</b> Oliver [AUS]	<b>11</b>	109	0		2	5	4																	
					19	18	17																	
<b>19</b> <b>VERDOIA</b> Andy [FRA]	<b>8</b>	112	3	1		7	19																	
			15	18	21	23	19																	
<b>20</b> <b>VOSTATEK</b> Ondrej [CZE]	<b>6</b>	114	2			6	20																	
						20																		
<b>21</b> <b>BRENNER</b> Marcel [SUI]	<b>5</b>	115	1			4	1																	
						20	21																	
<b>22</b> <b>ORRADRE</b> Unai [ESP]	<b>5</b>	115	0		3	2	21																	
					18	19	21																	
<b>23</b> <b>BOOTH-AMOS</b> Thomas [GBR]	<b>4</b>	116	1	3	1		23																	
			13	16	17	20	23																	
<b>24</b> <b>JESPERSEN</b> Simon [DEN]	<b>3</b>	117	1			3	24																	
						24																		
<b>25</b> <b>SEBESTYEN</b> Peter [HUN]	<b>2</b>	118	1	2			25																	
			14	17	19	22	25																	

21/05/2022 First Line: Championship Standings - Second Line: Ranking Progression

These data/results cannot be reproduced, stored and/or transmitted in whole or in part by any manner of electronic, mechanical, photocopying, recording, broadcasting or otherwise now known or herein after developed without the previous express consent by the copyright owner, except for reproduction in daily press and regular printed publications on sale to the public within 60 days of the event related to those data/results and always provided that copyright symbol appears together as follows below.

© DORNA WSBK ORGANIZATION Srl 2022



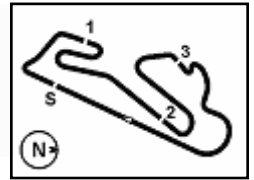
**Estoril Round, 20-22 May 2022**  
**Championship Standings**

Points	Points From First	Points From Previous	April	April	May	June	July	July	September	September	October	October						
			ARAGON	ASSEN	ESTORIL	MISANO	DONINGTON	MOST	MAGNY-COURS	BARCELONA	PORTIMAO	VILLICUM						
<b>WorldSSP Challenge</b>																		
<b>1</b>	<b>SOFUOGLU</b>	<b>13</b>	<b>4</b>	<b>2</b>	<b>1</b>	<b>6</b>												
	Bahattin (TUR)		1	1	1	1	1											
<b>2</b>	<b>BRENNER</b>	<b>5</b>	<b>8</b>		<b>4</b>	<b>1</b>												
	Marcel (SUI)				2	2												
<b>3</b>	<b>BOOTH-AMOS</b>	<b>4</b>	<b>9</b>	<b>1</b>	<b>3</b>	<b>1</b>												
	Thomas (GBR)				2	2	2	2	3									

21/05/2022 First Line: Championship Standings - Second Line: Ranking Progression

These data/results cannot be reproduced, stored and/or transmitted in whole or in part by any manner of electronic, mechanical, photocopying, recording, broadcasting or otherwise now known or herein after developed without the previous express consent by the copyright owner, except for reproduction in daily press and regular printed publications on sale to the public within 60 days of the event related to those data/results and always provided that copyright symbol appears together as follows below.

© DORNA WSBK ORGANIZATION Srl 2022



Circuito Estoril 4.182 m

**Estoril Round, 20-22 May 2022**  
**Lap Chart Race 1**

1 / 4

	Lap																	
	1	2	3	4	5	6	7	8	9	10	11	12	13	14	15	16	17	18
1	16	61	61	61	61	61	28	77	77	77	77	77	77	77	77	77	77	77
2	77	77	77	77	77	77	61	28	61	61	7	7	7	7	7	7	7	7
3	61	16	28	28	28	28	77	61	16	7	61	61	61	61	61	61	61	11
4	28	28	16	16	16	16	16	16	7	11	11	11	11	11	11	11	11	61
5	11	64	11	11	11	11	11	7	11	64	64	64	64	64	64	64	64	64
6	64	11	64	64	64	7	7	11	64	55	55	55	55	55	55	55	55	55
7	50	99	7	7	7	64	64	64	55	50	50	94	99	28	28	28	28	28
8	99	7	55	55	55	55	55	55	99	99	99	50	28	99	99	99	99	99
9	7	55	99	99	99	99	99	99	66	94	17	99	94	94	17	17	94	94
10	55	50	66	66	66	66	66	66	50	17	94	28	50	50	50	50	50	50
11	66	66	50	50	94	94	50	50	94	28	28	17	17	17	94	94	17	17
12	38	38	38	94	50	50	94	94	17	32	32	32	32	32	32	32	32	32
13	94	94	94	38	25	17	17	17	32	25	3	25	54	54	54	9	9	9
14	25	25	25	25	17	25	25	32	28	3	25	54	9	9	9	24	24	24
15	32	32	32	17	32	32	32	3	25	9	9	9	24	24	24	54	25	25
16	10	10	17	32	9	9	3	25	9	54	54	24	25	25	25	25	10	10
17	17	17	10	9	10	3	9	9	3	24	24	10	10	10	10	10	71	71
18	3	3	24	10	3	24	24	24	10	10	3	36	36	36	71	36	36	36
19	24	24	9	54	24	10	54	54	54	36	36	36	12	12	71	36	12	12
20	71	71	54	3	54	54	10	10	10	12	12	12	73	71	12	12	22	22
21	54	54	73	73	73	36	36	36	36	73	73	73	22	22	22	22	13	13
22	73	9	3	24	36	73	73	12	12	13	13	22	71	13	13	13	54	3
23	9	73	36	36	12	12	12	73	73	22	22	13	13	73	3	3	3	54
24	36	36	21	21	21	21	21	21	21	71	71	71	3	3	56	56	56	56
25	21	21	12	12	6	13	13	13	13	21	16	16	16	56	6	6	6	
26	12	6	13	6	13	22	22	22	22	16	21	56	56	6				
27	6	12	6	13	22	71	71	71	71	56	56	6	6					
28	22	13	22	22	71	6	6	6	56	6	6							
29	13	22	71	71	56	56	56	56	6									
30	56	56	56	56														

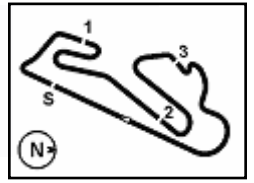
Final Result			
1	77	D. AEGERTER	Laps 18
2	7	L. BALDASSARRI	3.029
3	11	N. BULEGA	4.530
4	61	C. ONCU	4.865
5	64	F. CARICASULO	7.575
6	55	Y. MONTELLA	15.525
7	28	G. VAN STRAALLEN	20.515
8	99	A. HUERTAS	20.772
9	94	A. VERDOIA	21.076
10	50	D. VOSTATEK	21.396
11	17	K. SMITH	22.143
12	32	D. BAYLISS	24.067
13	9	S. JESPERSEN	28.721
14	24	L. TACCINI	29.521
15	25	M. BRENNER	29.597
16	10	U. ORRADRE	33.281
17	71	T. EDWARDS	38.692
18	36	S. KROEZE	40.202
19	12	F. FULIGNI	40.856
20	22	F. FULIGNI	44.463
21	13	L. OTTAVIANI	46.130
22	3	R. DE ROSA	58.117
23	54	B. SOFUOGLU	1'00.270
24	56	P. SEBESTYEN	1'24.540
25	6	J. BUIS	1 Lap
RET	73	M. KOFLER	4 Laps
RET	16	J. CLUZEL	5 Laps
RET	21	B. CURRIE	7 Laps
RET	66	N. TUULI	9 Laps
RET	38	H. SOOMER	14 Laps
RET	62	S. MANZI	

21/05/2022

These data/results cannot be reproduced, stored and/or transmitted in whole or in part by any manner of electronic, mechanical, photocopying, recording, broadcasting or otherwise now known or herein after developed without the previous express consent by the copyright owner, except for reproduction in daily press and regular printed publications on sale to the public within 60 days of the event related to those data/results and always provided that copyright symbol appears together as follows below.

© DORNA WSBK ORGANIZATION Srl 2022





Circuito Estoril 4.182 m

**Estoril Round, 20-22 May 2022**  
**Lap Chart Race 1**

Lap 1		
1	16	J.Cluzel 1'45.900
2	77	D.Aegerter 0.027
3	61	C.Oncu 0.085
4	28	G.van Straalen 0.200
5	11	N.Bulega 0.694
6	64	F.Caricasulo 0.803
7	50	O.Vostatek 1.511
8	99	A.Huertas 1.574
9	7	L.Baldassarri 1.825
10	55	Y.Montella 1.858
11	66	N.Tuuli 2.017
12	38	H.Soomer 2.504
13	94	A.Verdoia 2.671
14	25	M.Brenner 2.734
15	32	O.Bayliss 3.190
16	10	U.Orradre 3.223
17	17	K.Smith 3.365
18	3	R.De Rosa 3.501
19	24	L.Taccini 4.071
20	71	T.Edwards 4.397
21	54	B.Sofuoglu 4.590
22	73	M.Kofler 5.046
23	9	S.Jespersen 5.069
24	36	S.Kroeze 5.320
25	21	B.Currie 5.663
26	12	F.Fulligni 6.106
27	6	J.Buis 6.162
28	22	F.Fulligni 6.596
29	13	L.Ottaviani 7.618
30	56	P.Sebestyen 49.006

9	99	A.Huertas 3.031
10	66	N.Tuuli 3.320
11	50	O.Vostatek 3.763
12	38	H.Soomer 4.128
13	94	A.Verdoia 4.143
14	25	M.Brenner 4.516
15	32	O.Bayliss 4.947
16	17	K.Smith 5.148
17	10	U.Orradre 7.062
18	24	L.Taccini 7.097
19	9	S.Jespersen 7.178
20	54	B.Sofuoglu 7.441
21	73	M.Kofler 8.703
22	3	R.De Rosa 8.736
23	36	S.Kroeze 9.064
24	21	B.Currie 9.314
25	12	F.Fulligni 10.257
26	13	L.Ottaviani 10.441
27	6	J.Buis 10.457
28	22	F.Fulligni 13.197
29	71	T.Edwards 20.821
30	56	P.Sebestyen 53.398

18	3	R.De Rosa 10.679
19	24	L.Taccini 11.545
20	54	B.Sofuoglu 11.737
21	73	M.Kofler 12.047
22	36	S.Kroeze 12.495
23	12	F.Fulligni 14.370
24	21	B.Currie 14.478
25	6	J.Buis 16.660
26	13	L.Ottaviani 16.699
27	22	F.Fulligni 18.099
28	71	T.Edwards 23.926
29	56	P.Sebestyen 57.323

Lap 8		
1	77	D.Aegerter 13'31.326
2	28	G.van Straalen 0.121
3	61	C.Oncu 0.807
4	16	J.Cluzel 0.963
5	7	L.Baldassarri 1.390
6	11	N.Bulega 1.845
7	64	F.Caricasulo 2.559
8	55	Y.Montella 3.709
9	99	A.Huertas 6.318
10	66	N.Tuuli 7.016
11	50	O.Vostatek 7.333
12	94	A.Verdoia 7.495
13	17	K.Smith 9.186
14	32	O.Bayliss 10.925
15	3	R.De Rosa 12.118
16	25	M.Brenner 12.120
17	9	S.Jespersen 13.702
18	24	L.Taccini 14.584
19	54	B.Sofuoglu 14.758
20	10	U.Orradre 17.129
21	36	S.Kroeze 17.605
22	12	F.Fulligni 20.543
23	73	M.Kofler 20.700
24	21	B.Currie 21.249
25	13	L.Ottaviani 22.578
26	22	F.Fulligni 23.486
27	71	T.Edwards 27.536
28	6	J.Buis 1'03.502
29	56	P.Sebestyen 1'03.519

Lap 2		
1	61	C.Oncu 3'26.736
2	77	D.Aegerter 0.160
3	16	J.Cluzel 0.487
4	28	G.van Straalen 0.511
5	64	F.Caricasulo 1.353
6	11	N.Bulega 1.449
7	99	A.Huertas 2.104
8	7	L.Baldassarri 2.163
9	55	Y.Montella 2.234
10	50	O.Vostatek 2.989
11	66	N.Tuuli 3.005
12	38	H.Soomer 3.342
13	94	A.Verdoia 3.429
14	25	M.Brenner 3.903
15	32	O.Bayliss 4.367
16	10	U.Orradre 4.847
17	17	K.Smith 4.898
18	3	R.De Rosa 5.019
19	24	L.Taccini 5.328
20	71	T.Edwards 5.655
21	54	B.Sofuoglu 6.039
22	9	S.Jespersen 6.173
23	73	M.Kofler 6.932
24	36	S.Kroeze 6.991
25	21	B.Currie 7.577
26	6	J.Buis 8.147
27	12	F.Fulligni 8.452
28	13	L.Ottaviani 8.999
29	22	F.Fulligni 9.769
30	56	P.Sebestyen 51.533

Lap 4		
1	61	C.Oncu 6'48.328
2	77	D.Aegerter 0.097
3	28	G.van Straalen 0.238
4	16	J.Cluzel 0.860
5	11	N.Bulega 1.280
6	64	F.Caricasulo 1.752
7	7	L.Baldassarri 2.178
8	55	Y.Montella 2.364
9	99	A.Huertas 3.503
10	66	N.Tuuli 3.749
11	50	O.Vostatek 4.626
12	94	A.Verdoia 4.653
13	38	H.Soomer 5.110
14	25	M.Brenner 5.490
15	17	K.Smith 6.310
16	32	O.Bayliss 6.473
17	9	S.Jespersen 8.731
18	10	U.Orradre 8.949
19	54	B.Sofuoglu 9.443
20	3	R.De Rosa 9.475
21	73	M.Kofler 10.248
22	24	L.Taccini 10.274
23	36	S.Kroeze 10.751
24	21	B.Currie 11.438
25	12	F.Fulligni 12.146
26	6	J.Buis 13.402
27	13	L.Ottaviani 14.872
28	22	F.Fulligni 15.230
29	71	T.Edwards 22.303
30	56	P.Sebestyen 55.279

Lap 6		
1	61	C.Oncu 10'10.070
2	77	D.Aegerter 0.091
3	28	G.van Straalen 0.121
4	16	J.Cluzel 0.623
5	11	N.Bulega 1.038
6	7	L.Baldassarri 1.345
7	64	F.Caricasulo 1.995
8	55	Y.Montella 2.822
9	99	A.Huertas 4.079
10	66	N.Tuuli 5.070
11	94	A.Verdoia 5.407
12	50	O.Vostatek 5.510
13	17	K.Smith 7.601
14	25	M.Brenner 8.021
15	32	O.Bayliss 8.704
16	9	S.Jespersen 10.989
17	3	R.De Rosa 11.017
18	24	L.Taccini 12.247
19	10	U.Orradre 12.268
20	54	B.Sofuoglu 12.514
21	36	S.Kroeze 13.949
22	73	M.Kofler 15.241
23	12	F.Fulligni 16.024
24	21	B.Currie 16.238
25	13	L.Ottaviani 18.184
26	22	F.Fulligni 19.828
27	71	T.Edwards 25.279
28	6	J.Buis 53.489
29	56	P.Sebestyen 58.860

Lap 9		
1	77	D.Aegerter 15'11.384
2	61	C.Oncu 2.172
3	16	J.Cluzel 2.439
4	7	L.Baldassarri 2.694
5	11	N.Bulega 3.086
6	64	F.Caricasulo 3.596
7	55	Y.Montella 5.337
8	99	A.Huertas 8.553
9	66	N.Tuuli 8.604
10	50	O.Vostatek 9.249
11	94	A.Verdoia 9.620
12	17	K.Smith 10.480
13	32	O.Bayliss 13.103
14	28	G.van Straalen 13.355
15	25	M.Brenner 14.289
16	9	S.Jespersen 15.485
17	3	R.De Rosa 15.526
18	24	L.Taccini 16.161
19	54	B.Sofuoglu 16.334
20	10	U.Orradre 19.171
21	36	S.Kroeze 20.329
22	12	F.Fulligni 23.419
23	73	M.Kofler 23.591
24	21	B.Currie 23.619
25	13	L.Ottaviani 24.782
26	22	F.Fulligni 25.905
27	71	T.Edwards 29.265
28	56	P.Sebestyen 1'05.887
29	6	J.Buis 1'07.522

Lap 3		
1	61	C.Oncu 5'07.643
2	77	D.Aegerter 0.185
3	28	G.van Straalen 0.260
4	16	J.Cluzel 0.701
5	11	N.Bulega 1.113
6	64	F.Caricasulo 1.494
7	7	L.Baldassarri 2.391
8	55	Y.Montella 2.453

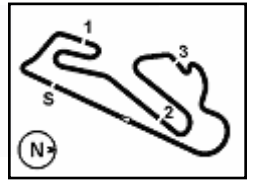
Lap 5		
1	61	C.Oncu 8'29.112
2	77	D.Aegerter 0.082
3	28	G.van Straalen 0.113
4	16	J.Cluzel 0.705
5	11	N.Bulega 1.387
6	64	F.Caricasulo 1.803
7	7	L.Baldassarri 1.866
8	55	Y.Montella 2.498
9	99	A.Huertas 3.797
10	66	N.Tuuli 4.549
11	94	A.Verdoia 4.912
12	50	O.Vostatek 5.192
13	25	M.Brenner 6.741
14	17	K.Smith 6.928
15	32	O.Bayliss 7.958
16	9	S.Jespersen 10.032
17	10	U.Orradre 10.569

Lap 7		
1	28	G.van Straalen 11'50.956
2	61	C.Oncu 0.020
3	77	D.Aegerter 0.148
4	16	J.Cluzel 0.546
5	11	N.Bulega 1.045
6	7	L.Baldassarri 1.252
7	64	F.Caricasulo 1.932
8	55	Y.Montella 2.761
9	99	A.Huertas 4.796
10	66	N.Tuuli 5.780
11	50	O.Vostatek 6.042
12	94	A.Verdoia 6.370
13	17	K.Smith 7.907
14	25	M.Brenner 8.793
15	32	O.Bayliss 9.271
16	3	R.De Rosa 11.227
17	9	S.Jespersen 12.050
18	24	L.Taccini 13.069
19	54	B.Sofuoglu 13.380
20	10	U.Orradre 13.916
21	36	S.Kroeze 15.404
22	73	M.Kofler 17.770
23	12	F.Fulligni 17.848
24	21	B.Currie 18.261
25	13	L.Ottaviani 20.332
26	22	F.Fulligni 21.429
27	71	T.Edwards 26.357
28	6	J.Buis 58.169

Lap 10		
1	77	D.Aegerter 16'51.620
2	61	C.Oncu 2.828
3	7	L.Baldassarri 3.223
4	11	N.Bulega 3.776
5	64	F.Caricasulo 4.320
6	55	Y.Montella 6.979
7	50	O.Vostatek 11.718
8	99	A.Huertas 11.764

21/05/2022  
These data/results cannot be reproduced, stored and/or transmitted in whole or in part by any manner of electronic, mechanical, photocopying, recording, broadcasting or otherwise now known or herein after developed without the previous express consent by the copyright owner, except for reproduction in daily press and regular printed publications on sale to the public within 60 days of the event related to those data/results and always provided that copyright symbol appears together as follows below.  
© DORNA WSBK ORGANIZATION Srl 2022





Circuito Estoril 4.182 m

**Estoril Round, 20-22 May 2022**  
**Lap Chart Race 1**

3 / 4

9	94	A.Verdoia	11.786
10	17	K.Smith	11.812
11	28	G.van Straalen	15.158
12	32	O.Bayliss	15.225
13	25	M.Brenner	16.264
14	3	R.De Rosa	16.713
15	9	S.Jespersen	17.310
16	54	B.Sofuoglu	17.887
17	24	L.Taccini	17.929
18	10	U.Orradre	21.284
19	36	S.Kroeze	22.848
20	12	F.Fuligni	26.056
21	73	M.Kofler	26.528
22	13	L.Ottaviani	27.779
23	22	F.Fuligni	28.186
24	71	T.Edwards	30.957
25	21	B.Currie	33.240
26	16	J.Cluzel	39.158
27	56	P.Sebestyen	1'08.651
28	6	J.Buis	1'13.411

22	22	F.Fuligni	31.196
23	13	L.Ottaviani	31.745
24	71	T.Edwards	32.770
25	16	J.Cluzel	44.763
26	56	P.Sebestyen	1'13.306
27	6	J.Buis	1'22.339

9	17	K.Smith	19.976
10	50	O.Vostatek	20.248
11	94	A.Verdoia	20.262
12	32	O.Bayliss	21.264
13	54	B.Sofuoglu	24.912
14	9	S.Jespersen	25.093
15	24	L.Taccini	25.260
16	25	M.Brenner	26.579
17	10	U.Orradre	28.783
18	36	S.Kroeze	35.354
19	71	T.Edwards	35.375
20	12	F.Fuligni	36.238
21	22	F.Fuligni	37.175
22	13	L.Ottaviani	39.230
23	3	R.De Rosa	54.017
24	56	P.Sebestyen	1'19.000
25	6	J.Buis	1'36.678

1	77	D.Aegerter	30'18.215
2	7	L.Baldassarri	3.029
3	11	N.Bulega	4.530
4	61	C.Oncu	4.865
5	64	F.Caricasulo	7.575
6	55	Y.Montella	15.525
7	28	G.van Straalen	20.515
8	99	A.Huertas	20.772
9	94	A.Verdoia	21.076
10	50	O.Vostatek	21.396
11	17	K.Smith	22.143
12	32	O.Bayliss	24.067
13	9	S.Jespersen	28.721
14	24	L.Taccini	29.521
15	25	M.Brenner	29.597
16	10	U.Orradre	33.281
17	71	T.Edwards	38.692
18	36	S.Kroeze	40.202
19	12	F.Fuligni	40.856
20	22	F.Fuligni	44.463
21	13	L.Ottaviani	46.130
22	3	R.De Rosa	58.117
23	54	B.Sofuoglu	1'00.270
24	56	P.Sebestyen	1'24.540

<b>Lap 11</b>			
1	77	D.Aegerter	18'32.300
2	7	L.Baldassarri	3.437
3	61	C.Oncu	3.460
4	11	N.Bulega	3.793
5	64	F.Caricasulo	4.724
6	55	Y.Montella	8.345
7	50	O.Vostatek	13.520
8	99	A.Huertas	13.572
9	17	K.Smith	13.585
10	94	A.Verdoia	13.761
11	28	G.van Straalen	15.733
12	32	O.Bayliss	16.485
13	3	R.De Rosa	17.471
14	25	M.Brenner	17.483
15	9	S.Jespersen	18.335
16	54	B.Sofuoglu	18.448
17	24	L.Taccini	19.058
18	10	U.Orradre	22.731
19	36	S.Kroeze	25.514
20	12	F.Fuligni	28.374
21	73	M.Kofler	28.667
22	13	L.Ottaviani	29.771
23	22	F.Fuligni	29.909
24	71	T.Edwards	32.130
25	16	J.Cluzel	42.769
26	21	B.Currie	51.512
27	56	P.Sebestyen	1'10.560
28	6	J.Buis	1'18.007

<b>Lap 13</b>			
1	77	D.Aegerter	21'53.673
2	7	L.Baldassarri	3.646
3	61	C.Oncu	3.943
4	11	N.Bulega	4.565
5	64	F.Caricasulo	5.294
6	55	Y.Montella	10.519
7	99	A.Huertas	16.866
8	28	G.van Straalen	17.168
9	94	A.Verdoia	17.191
10	50	O.Vostatek	17.411
11	17	K.Smith	17.549
12	32	O.Bayliss	18.428
13	54	B.Sofuoglu	20.475
14	9	S.Jespersen	22.101
15	24	L.Taccini	22.206
16	25	M.Brenner	23.633
17	10	U.Orradre	25.144
18	36	S.Kroeze	30.620
19	12	F.Fuligni	32.126
20	73	M.Kofler	33.222
21	22	F.Fuligni	33.272
22	71	T.Edwards	33.665
23	13	L.Ottaviani	34.040
24	3	R.De Rosa	49.803
25	16	J.Cluzel	56.721
26	56	P.Sebestyen	1'15.520
27	6	J.Buis	1'27.148

<b>Lap 16</b>			
1	77	D.Aegerter	26'55.757
2	7	L.Baldassarri	3.887
3	61	C.Oncu	5.026
4	11	N.Bulega	5.256
5	64	F.Caricasulo	6.545
6	55	Y.Montella	13.723
7	28	G.van Straalen	19.219
8	99	A.Huertas	19.908
9	17	K.Smith	20.700
10	50	O.Vostatek	20.766
11	94	A.Verdoia	20.858
12	32	O.Bayliss	22.053
13	9	S.Jespersen	26.098
14	24	L.Taccini	26.471
15	54	B.Sofuoglu	26.473
16	25	M.Brenner	27.723
17	10	U.Orradre	30.022
18	71	T.Edwards	36.184
19	36	S.Kroeze	37.244
20	12	F.Fuligni	38.005
21	22	F.Fuligni	38.880
22	13	L.Ottaviani	41.478
23	3	R.De Rosa	55.212
24	56	P.Sebestyen	1'20.566
25	6	J.Buis	1'40.189

<b>Lap 12</b>			
1	77	D.Aegerter	20'13.014
2	7	L.Baldassarri	3.491
3	61	C.Oncu	3.868
4	11	N.Bulega	4.210
5	64	F.Caricasulo	5.015
6	55	Y.Montella	9.408
7	94	A.Verdoia	15.411
8	50	O.Vostatek	15.468
9	99	A.Huertas	15.558
10	28	G.van Straalen	16.262
11	17	K.Smith	16.267
12	32	O.Bayliss	17.649
13	25	M.Brenner	18.754
14	54	B.Sofuoglu	19.085
15	9	S.Jespersen	19.939
16	24	L.Taccini	20.095
17	10	U.Orradre	23.906
18	3	R.De Rosa	25.755
19	36	S.Kroeze	28.147
20	12	F.Fuligni	30.157
21	73	M.Kofler	30.774

<b>Lap 14</b>			
1	77	D.Aegerter	23'34.440
2	7	L.Baldassarri	3.603
3	61	C.Oncu	3.985
4	11	N.Bulega	4.462
5	64	F.Caricasulo	5.421
6	55	Y.Montella	11.362
7	28	G.van Straalen	17.725
8	99	A.Huertas	17.838
9	94	A.Verdoia	18.475
10	50	O.Vostatek	18.651
11	17	K.Smith	18.670
12	32	O.Bayliss	19.380
13	54	B.Sofuoglu	22.485
14	9	S.Jespersen	23.523
15	24	L.Taccini	23.560
16	25	M.Brenner	24.999
17	10	U.Orradre	26.747
18	36	S.Kroeze	32.871
19	12	F.Fuligni	33.994
20	71	T.Edwards	34.580
21	22	F.Fuligni	34.858
22	13	L.Ottaviani	36.793
23	73	M.Kofler	46.707
24	3	R.De Rosa	51.737
25	56	P.Sebestyen	1'17.207
26	6	J.Buis	1'31.315

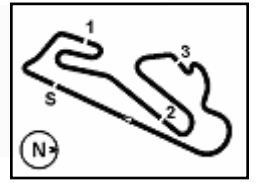
<b>Lap 17</b>			
1	77	D.Aegerter	28'36.727
2	7	L.Baldassarri	3.543
3	61	C.Oncu	5.230
4	11	N.Bulega	5.358
5	64	F.Caricasulo	6.964
6	55	Y.Montella	14.932
7	28	G.van Straalen	19.994
8	99	A.Huertas	20.659
9	94	A.Verdoia	21.157
10	50	O.Vostatek	21.370
11	17	K.Smith	21.582
12	32	O.Bayliss	22.954
13	9	S.Jespersen	27.626
14	24	L.Taccini	28.450
15	25	M.Brenner	28.820
16	10	U.Orradre	31.570
17	71	T.Edwards	37.573
18	36	S.Kroeze	39.094
19	12	F.Fuligni	39.755
20	22	F.Fuligni	42.247
21	13	L.Ottaviani	44.194
22	54	B.Sofuoglu	57.383
23	3	R.De Rosa	57.418
24	56	P.Sebestyen	1'22.846
25	6	J.Buis	

<b>Lap 15</b>			
1	77	D.Aegerter	25'14.845
2	7	L.Baldassarri	4.233
3	61	C.Oncu	4.702
4	11	N.Bulega	4.909
5	64	F.Caricasulo	6.232
6	55	Y.Montella	12.834
7	28	G.van Straalen	18.757
8	99	A.Huertas	19.168

<b>Lap 18</b>			
---------------	--	--	--

21/05/2022  
These data/results cannot be reproduced, stored and/or transmitted in whole or in part by any manner of electronic, mechanical, photocopying, recording, broadcasting or otherwise now known or herein after developed without the previous express consent by the copyright owner, except for reproduction in daily press and regular printed publications on sale to the public within 60 days of the event related to those data/results and always provided that copyright symbol appears together as follows below.  
© DORNA WSBK ORGANIZATION Srl 2022





**Estoril Round, 20-22 May 2022**  
**Lap Chart Race 1**

**Race Pace Comparison**

	77 Aeg	7 Bal	11 Bul	61 Onc	64 Car	55 Mon	28 vSt	99 Hue	94 Ver	50 Vos	17 Smi	32 Bay	9 Jes	24 Tac
1	1'45.927	1'47.725	1'46.594	1'45.985	1'46.703	1'47.758	1'46.100	1'47.474	1'48.571	1'47.411	1'49.265	1'49.090	1'50.969	1'49.971
2	1'40.969	1'41.174	1'41.591	1'40.751	1'41.386	1'41.212	1'41.147	1'41.366	1'41.594	1'42.314	1'42.369	1'42.013	1'41.940	1'42.093
3	1'40.932	1'41.135	<b>1'40.571</b>	1'40.907	1'41.048	1'41.126	1'40.656	1'41.834	1'41.621	1'41.681	<b>1'41.157</b>	1'41.487	1'41.912	1'42.676
4	1'40.597	1'40.472	1'40.852	<b>1'40.685</b>	1'40.943	<b>1'40.596</b>	1'40.663	1'41.157	1'41.195	1'41.548	1'41.847	1'42.211	1'42.238	1'43.862
5	1'40.769	1'40.472	1'40.891	1'40.784	1'40.835	1'40.918	1'40.659	<b>1'41.078</b>	<b>1'41.043</b>	1'41.350	1'41.402	1'42.269	1'42.085	1'42.055
6	1'40.967	<b>1'40.437</b>	1'40.609	1'40.958	1'41.150	1'41.282	1'40.966	1'41.240	1'41.453	<b>1'41.276</b>	1'41.631	1'41.704	1'41.915	1'41.660
7	1'40.943	1'40.793	1'40.893	1'40.906	<b>1'40.823</b>	1'40.825	1'40.765	1'41.603	1'41.849	1'41.418	1'41.192	1'41.453	1'41.947	1'41.708
8	1'40.222	1'40.508	1'41.170	1'41.157	1'40.997	1'41.318	<b>1'40.491</b>	1'41.892	1'41.495	1'41.661	1'41.649	1'42.024	1'42.022	1'41.885
9	<b>1'40.058</b>	1'41.362	1'41.299	1'41.423	1'41.095	1'41.686	1'53.292	1'42.293	1'42.183	1'41.974	1'41.352	1'42.236	1'41.841	<b>1'41.635</b>
10	1'40.236	1'40.765	1'40.926	1'40.892	1'40.960	1'41.878	1'42.039	1'43.447	1'42.402	1'42.705	1'41.568	1'42.358	1'42.061	1'42.004
11	1'40.680	1'40.894	1'40.697	1'41.312	1'41.084	1'42.046	1'41.255	1'42.488	1'42.655	1'42.482	1'42.453	1'41.940	<b>1'41.705</b>	1'41.809
12	1'40.714	1'40.768	1'41.131	1'41.122	1'41.005	1'41.777	1'41.243	1'42.700	1'42.364	1'42.662	1'43.396	1'41.878	1'42.318	1'41.751
13	1'40.659	1'40.814	1'41.014	1'40.734	1'40.938	1'41.770	1'41.565	1'41.967	1'42.439	1'42.602	1'41.941	<b>1'41.438</b>	1'42.821	1'42.770
14	1'40.767	1'40.724	1'40.664	1'40.809	1'40.894	1'41.610	1'41.324	1'41.739	1'42.051	1'42.007	1'41.888	1'41.719	1'42.189	1'42.121
15	1'40.405	1'41.035	1'40.852	1'41.122	1'41.216	1'41.877	1'41.437	1'41.735	1'42.192	1'42.002	1'41.711	1'42.289	1'41.975	1'42.105
16	1'40.912	1'40.566	1'41.259	1'41.236	1'41.225	1'41.801	1'41.374	1'41.652	1'41.508	1'41.430	1'41.636	1'41.701	1'41.917	1'42.123
17	1'40.970	1'40.626	1'41.072	1'41.174	1'41.389	1'42.179	1'41.745	1'41.721	1'41.269	1'41.574	1'41.852	1'41.871	1'42.498	1'42.949
18	1'41.488	1'40.974	1'40.660	1'41.123	1'42.099	1'42.081	1'42.009	1'41.601	1'41.407	1'41.514	1'42.049	1'42.601	1'42.583	1'42.559

	25 Bre	10 Orr	71 Edw	36 Kro	12 FFi	22 FFe	13 Ott	3 DeR	54 Sof	56 Seb	6 Bui	73 KoF	16 Clu	21 Cur
1	1'48.634	1'49.123	1'50.297	1'51.220	1'52.006	1'52.496	1'53.518	1'49.401	1'50.490	2'34.906	1'52.062	1'50.946	1'45.900	1'51.563
2	1'42.005	1'42.460	1'42.094	1'42.507	1'43.182	1'44.009	<b>1'42.217</b>	1'42.354	1'42.285	1'43.363	<b>1'42.821</b>	1'42.722	1'41.323	1'42.750
3	<b>1'41.520</b>	1'43.122	1'56.073	1'42.980	1'42.712	1'44.335	1'42.349	1'44.624	1'42.309	1'42.772	1'43.217	1'42.678	1'41.121	1'42.644
4	1'41.659	1'42.572	1'42.167	1'42.372	1'42.574	1'42.718	1'45.116	1'41.424	1'42.687	1'42.566	1'43.630	<b>1'42.230</b>	1'40.844	1'42.809
5	1'42.035	1'42.404	1'42.407	1'42.528	1'43.008	1'43.653	1'42.611	1'41.988	1'43.078	1'42.828	1'44.042	1'42.583	<b>1'40.629</b>	1'43.824
6	1'42.238	1'42.657	1'42.311	1'42.412	1'42.612	1'42.687	1'42.443	1'41.296	1'41.735	1'42.495	2'17.787	1'44.152	1'40.876	1'42.718
7	1'41.658	1'42.534	1'41.964	<b>1'42.341</b>	1'42.710	1'42.487	1'43.034	<b>1'41.096</b>	1'41.752	1'42.238	1'45.566	1'43.415	1'40.809	1'42.909
8	1'43.697	1'43.583	1'41.549	1'42.571	1'43.065	1'42.427	1'42.616	1'41.261	1'41.748	1'43.677	1'45.703	1'43.300	1'40.787	1'43.358
9	1'42.227	1'42.100	1'41.787	1'42.782	1'42.934	1'42.477	1'42.262	1'43.466	1'41.634	1'42.426	1'44.078	1'42.949	1'41.534	<b>1'42.428</b>
10	1'42.211	1'42.349	1'41.928	1'42.755	1'42.873	1'42.517	1'43.233	1'41.423	1'41.789	1'43.000	1'46.125	1'43.173	2'16.955	1'49.857
11	1'41.899	1'42.127	1'41.853	1'43.346	1'42.998	1'42.403	1'42.672	1'41.438	<b>1'41.241</b>	1'42.589	1'45.276	1'42.819	1'44.291	1'58.952
12	1'41.985	<b>1'41.889</b>	1'41.354	1'43.347	<b>1'42.497</b>	<b>1'42.001</b>	1'42.688	1'48.998	1'41.351	1'43.460	1'45.046	1'42.821	1'42.708	
13	1'45.538	1'41.897	1'41.554	1'43.132	1'42.628	1'42.735	1'42.954	2'04.707	1'42.049	1'42.873	1'45.468	1'43.107	1'52.617	
14	1'42.133	1'42.370	1'41.682	1'43.018	1'42.635	1'42.353	1'43.520	1'42.701	1'42.777	1'42.454	1'44.934	1'54.252		
15	1'41.985	1'42.441	<b>1'41.200</b>	1'42.888	1'42.649	1'42.722	1'42.842	1'42.685	1'42.832	<b>1'42.198</b>	1'45.768			
16	1'42.056	1'42.151	1'41.721	1'42.802	1'42.679	1'42.617	1'43.160	1'42.107	1'42.473	1'42.478	1'44.423			
17	1'42.067	1'42.518	1'42.359	1'42.820	1'42.720	1'44.337	1'43.686	1'43.176	2'11.880	1'43.250	1'51.969			
18	1'42.265	1'43.199	1'42.607	1'42.596	1'42.589	1'43.704	1'43.424	1'42.187	1'44.375	1'43.182				

	66 Tuu	38 Soo
1	1'47.917	1'48.404
2	1'41.824	1'41.674
3	1'41.222	1'41.693
4	<b>1'41.114</b>	<b>1'41.667</b>
5	1'41.584	
6	1'41.479	
7	1'41.596	
8	1'41.606	
9	1'41.646	

21/05/2022

These data/results cannot be reproduced, stored and/or transmitted in whole or in part by any manner of electronic, mechanical, photocopying, recording, broadcasting or otherwise now known or herein after developed without the previous express consent by the copyright owner, except for reproduction in daily press and regular printed publications on sale to the public within 60 days of the event related to those data/results and always provided that copyright symbol appears together as follows below.

© DORNA WSBK ORGANIZATION Srl 2022



**Estoril Round, 20-22 May 2022**  
**Best Sectors & Speed Race 1**

**RESULTS**

1	77	D. AEGERTER	Yamaha YZF R6	Laps 18
2	7	L. BALDASSARRI	Yamaha YZF R6	3.029
3	11	N. BULEGA	Ducati Panigale V2	4.530
4	61	C. ONCU	Kawasaki ZX-6R	4.865
5	64	F. CARICASULO	Ducati Panigale V2	7.575
6	55	Y. MONTELLA	Kawasaki ZX-6R	15.525
7	28	G. VAN STRAALLEN	Yamaha YZF R6	20.515
8	99	A. HUERTAS	Kawasaki ZX-6R	20.772
9	94	A. VERDOIA	Yamaha YZF R6	21.076
10	50	D. VOSTATEK	Yamaha YZF R6	21.396
11	17	K. SMITH	Yamaha YZF R6	22.143
12	32	D. BAYLISS	Ducati Panigale V2	24.067
13	9	S. JESPERSEN	Yamaha YZF R6	28.721
14	24	L. TACCINI	Yamaha YZF R6	29.521
15	25	M. BRENNER	Yamaha YZF R6	29.597
16	10	U. ORRADRE	Yamaha YZF R6	33.281
17	71	T. EDWARDS	Yamaha YZF R6	38.692
18	36	S. KROEZE	Yamaha YZF R6	40.202
19	12	F. FULIGNI	Ducati Panigale V2	40.856
20	22	F. FULIGNI	Ducati Panigale V2	44.463
21	13	L. OTTAVIANI	Yamaha YZF R6	46.130
22	3	R. DE ROSA	Ducati Panigale V2	58.117
23	54	B. SOFUOGLU	MV Agusta F3 800 RR	1'00.270
24	56	P. SEBESTYEN	Yamaha YZF R6	1'24.540
25	6	J. BUIS	Kawasaki ZX-6R	1 Lap
RET	73	M. KOFLER	Ducati Panigale V2	4 Laps
RET	16	J. CLUZEL	Yamaha YZF R6	5 Laps
RET	21	B. CURRIE	Kawasaki ZX-6R	7 Laps
RET	66	N. TUULI	MV Agusta F3 800 RR	9 Laps
RET	38	H. SOOMER	Triumph Street Triple RS	14 Laps
RET	62	S. MANZI	Triumph Street Triple RS	

**SPEED**

1	3	R. DE ROSA	Ducati Panigale V2	278,4
2	55	Y. MONTELLA	Kawasaki ZX-6R	278,4
3	64	F. CARICASULO	Ducati Panigale V2	277,6
4	7	L. BALDASSARRI	Yamaha YZF R6	277,6
5	9	S. JESPERSEN	Yamaha YZF R6	276,9
6	24	L. TACCINI	Yamaha YZF R6	276,2
7	54	B. SOFUOGLU	MV Agusta F3 800 RR	275,5
8	73	M. KOFLER	Ducati Panigale V2	274,8
9	50	D. VOSTATEK	Yamaha YZF R6	274,8
10	6	J. BUIS	Kawasaki ZX-6R	274,1
11	21	B. CURRIE	Kawasaki ZX-6R	274,1
12	22	F. FULIGNI	Ducati Panigale V2	273,4
13	66	N. TUULI	MV Agusta F3 800 RR	273,4
14	94	A. VERDOIA	Yamaha YZF R6	273,4
15	32	D. BAYLISS	Ducati Panigale V2	273,4
16	36	S. KROEZE	Yamaha YZF R6	272,7
17	11	N. BULEGA	Ducati Panigale V2	272,7
18	99	A. HUERTAS	Kawasaki ZX-6R	272,7
19	17	K. SMITH	Yamaha YZF R6	272,7
20	71	T. EDWARDS	Yamaha YZF R6	272,0
21	13	L. OTTAVIANI	Yamaha YZF R6	272,0
22	16	J. CLUZEL	Yamaha YZF R6	272,0
23	10	U. ORRADRE	Yamaha YZF R6	271,4
24	38	H. SOOMER	Triumph Street Triple RS	271,4
25	61	C. ONCU	Kawasaki ZX-6R	270,0
26	25	M. BRENNER	Yamaha YZF R6	270,0
27	77	D. AEGERTER	Yamaha YZF R6	270,0
28	12	F. FULIGNI	Ducati Panigale V2	269,3
29	28	G. VAN STRAALLEN	Yamaha YZF R6	269,3
30	56	P. SEBESTYEN	Yamaha YZF R6	262,1

**SEG. 1**

1	7	L. BALDASSARRI	19.726
2	77	D. AEGERTER	19.752
3	55	Y. MONTELLA	19.813
4	11	N. BULEGA	19.817
5	64	F. CARICASULO	19.884
6	61	C. ONCU	19.919
7	28	G. VAN STRAALLEN	19.928
8	32	D. BAYLISS	19.953
9	16	J. CLUZEL	19.956
10	3	R. DE ROSA	19.957
11	94	A. VERDOIA	19.993
12	99	A. HUERTAS	19.997
13	9	S. JESPERSEN	20.004
14	56	P. SEBESTYEN	20.017
15	24	L. TACCINI	20.020
16	25	M. BRENNER	20.024
17	50	D. VOSTATEK	20.027
18	54	B. SOFUOGLU	20.034
19	17	K. SMITH	20.059
20	66	N. TUULI	20.067
21	38	H. SOOMER	20.081
22	71	T. EDWARDS	20.087
23	12	F. FULIGNI	20.117
24	22	F. FULIGNI	20.117
25	13	L. OTTAVIANI	20.131
26	10	U. ORRADRE	20.162
27	21	B. CURRIE	20.188
28	36	S. KROEZE	20.229
29	73	M. KOFLER	20.330
30	6	J. BUIS	20.356

**SEG. 2**

1	16	J. CLUZEL	25.080
2	77	D. AEGERTER	25.083
3	7	L. BALDASSARRI	25.083
4	11	N. BULEGA	25.140
5	61	C. ONCU	25.149
6	28	G. VAN STRAALLEN	25.150
7	64	F. CARICASULO	25.180
8	66	N. TUULI	25.206
9	54	B. SOFUOGLU	25.222
10	71	T. EDWARDS	25.235
11	17	K. SMITH	25.273
12	3	R. DE ROSA	25.278
13	55	Y. MONTELLA	25.297
14	10	U. ORRADRE	25.311
15	24	L. TACCINI	25.314
16	99	A. HUERTAS	25.326
17	25	M. BRENNER	25.343
18	94	A. VERDOIA	25.345
19	50	D. VOSTATEK	25.349
20	38	H. SOOMER	25.364
21	32	D. BAYLISS	25.399
22	73	M. KOFLER	25.401
23	9	S. JESPERSEN	25.470
24	13	L. OTTAVIANI	25.528
25	56	P. SEBESTYEN	25.541
26	12	F. FULIGNI	25.591
27	36	S. KROEZE	25.631
28	22	F. FULIGNI	25.643
29	6	J. BUIS	25.723
30	21	B. CURRIE	25.785

**SEG. 3**

1	77	D. AEGERTER	23.248
2	28	G. VAN STRAALLEN	23.301
3	61	C. ONCU	23.340
4	16	J. CLUZEL	23.392
5	7	L. BALDASSARRI	23.438
6	55	Y. MONTELLA	23.451
7	11	N. BULEGA	23.497
8	71	T. EDWARDS	23.503
9	94	A. VERDOIA	23.504
10	17	K. SMITH	23.507
11	10	U. ORRADRE	23.525
12	64	F. CARICASULO	23.570
13	50	D. VOSTATEK	23.600
14	25	M. BRENNER	23.622
15	3	R. DE ROSA	23.624
16	99	A. HUERTAS	23.644
17	66	N. TUULI	23.649
18	54	B. SOFUOGLU	23.684
19	9	S. JESPERSEN	23.686
20	24	L. TACCINI	23.777
21	38	H. SOOMER	23.786
22	32	D. BAYLISS	23.806
23	36	S. KROEZE	23.815
24	56	P. SEBESTYEN	23.832
25	13	L. OTTAVIANI	23.834
26	22	F. FULIGNI	23.838
27	12	F. FULIGNI	23.879
28	73	M. KOFLER	23.895
29	21	B. CURRIE	23.917
30	6	J. BUIS	24.140

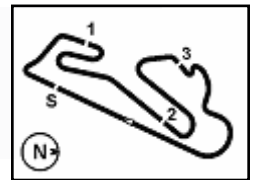
**SEG. 4**

1	55	Y. MONTELLA	31.826
2	28	G. VAN STRAALLEN	31.829
3	11	N. BULEGA	31.845
4	64	F. CARICASULO	31.867
5	7	L. BALDASSARRI	31.915
6	77	D. AEGERTER	31.921
7	99	A. HUERTAS	31.989
8	16	J. CLUZEL	32.006
9	3	R. DE ROSA	32.009
10	61	C. ONCU	32.059
11	32	D. BAYLISS	32.065
12	66	N. TUULI	32.099
13	54	B. SOFUOGLU	32.103
14	94	A. VERDOIA	32.109
15	24	L. TACCINI	32.110
16	17	K. SMITH	32.125
17	25	M. BRENNER	32.166
18	50	D. VOSTATEK	32.183
19	9	S. JESPERSEN	32.230
20	71	T. EDWARDS	32.238
21	38	H. SOOMER	32.280
22	22	F. FULIGNI	32.321
23	13	L. OTTAVIANI	32.324
24	21	B. CURRIE	32.342
25	73	M. KOFLER	32.359
26	10	U. ORRADRE	32.416
27	36	S. KROEZE	32.422
28	12	F. FULIGNI	32.556
29	6	J. BUIS	32.564
30	56	P. SEBESTYEN	32.670

21/05/2022

These data/results cannot be reproduced, stored and/or transmitted in whole or in part by any manner of electronic, mechanical, photocopying, recording, broadcasting or otherwise now known or herein after developed without the previous express consent by the copyright owner, except for reproduction in daily press and regular printed publications on sale to the public within 60 days of the event related to those data/results and always provided that copyright symbol appears together as follows below.

© DORNA WSBK ORGANIZATION Srl 2022



**Estoril Round, 20-22 May 2022**  
**Chronological Analysis Race 1**

Start at 15:15:48.059

1 / 5

1° 77 D. AEGERTER [1'40.058]								4° 11 N. BULEGA [1'40.571]							
Lap	Seg1	Seg2	Seg3	Seg4	Lap Time	km/h	Local Time	Lap	Seg1	Seg2	Seg3	Seg4	Lap Time	km/h	Local Time
1		25.333	23.630	32.243	1'45.927	164,6	15:17'33.986	1		25.328	25.155	32.132	1'46.594	167,7	15:17'34.653
2	20.356	25.281	23.406	31.926	1'40.969	264,1	15:19'14.955	2	20.442	25.526	23.738	31.885	1'41.591	269,3	15:19'16.244
3	20.194	25.257	23.449	32.032	1'40.932	<b>270,0</b>	15:20'55.887	3	<b>19.817</b>	25.255	23.654	<b>31.845</b>	<b>1'40.571</b>	<b>272,7</b>	15:20'56.815
4	20.012	25.153	23.419	32.013	1'40.597	<b>270,0</b>	15:22'36.484	4	20.053	25.236	23.643	31.920	1'40.852	268,7	15:22'37.667
5	20.050	25.206	23.499	32.014	1'40.769	268,7	15:24'17.253	5	19.907	25.168	23.643	32.173	1'40.891	270,7	15:24'18.558
6	20.139	25.265	23.564	31.999	1'40.967	265,4	15:25'58.220	6	19.895	25.242	23.611	31.861	1'40.609	269,3	15:25'59.167
7	20.191	25.268	23.539	31.945	1'40.943	264,1	15:27'39.163	7	19.959	25.261	23.558	32.115	1'40.893	271,4	15:27'40.060
8	<b>19.752</b>	25.187	23.268	32.015	1'40.222	<b>270,0</b>	15:29'19.385	8	20.185	25.336	23.660	31.989	1'41.170	268,7	15:29'21.230
9	19.806	<b>25.083</b>	<b>23.248</b>	<b>31.921</b>	<b>1'40.058</b>	264,1	15:30'59.443	9	19.908	25.197	<b>23.497</b>	32.697	1'41.299	268,7	15:31'02.529
10	19.824	25.166	23.320	31.926	1'40.236	264,1	15:32'39.679	10	19.955	25.207	23.642	32.122	1'40.926	270,0	15:32'43.455
11	19.933	25.252	23.396	32.099	1'40.680	262,8	15:34'20.359	11	19.960	25.234	23.591	31.912	1'40.697	266,7	15:34'24.152
12	19.853	25.272	23.423	32.166	1'40.714	263,4	15:36'01.073	12	20.026	25.195	23.797	32.113	1'41.131	268,0	15:36'05.283
13	19.875	25.249	23.320	32.215	1'40.659	262,8	15:37'41.732	13	20.017	25.307	23.598	32.092	1'41.014	268,7	15:37'46.297
14	19.971	25.223	23.486	32.087	1'40.767	260,9	15:39'22.999	14	19.889	<b>25.140</b>	23.578	32.057	1'40.664	265,4	15:39'26.961
15	19.814	25.250	23.319	32.022	1'40.405	263,4	15:41'02.904	15	19.989	25.160	23.642	32.061	1'40.852	267,3	15:41'07.813
16	19.998	25.213	23.454	32.247	1'40.912	263,4	15:42'43.816	16	20.260	25.252	23.667	32.080	1'41.259	272,0	15:42'49.072
17	20.018	25.235	23.412	32.305	1'40.970	263,4	15:44'24.786	17	20.159	25.217	23.635	32.061	1'41.072	270,7	15:44'30.144
18	20.064	25.269	23.506	32.649	1'41.488	262,8	15:46'06.274	18	19.857	25.147	23.576	32.080	1'40.660	271,4	15:46'10.804
Race Time 30'18.215								Race Time 30'22.745							

2° 7 L. BALDASSARRI [1'40.437]								5° 55 Y. MONTELLA [1'40.596]							
Lap	Seg1	Seg2	Seg3	Seg4	Lap Time	km/h	Local Time	Lap	Seg1	Seg2	Seg3	Seg4	Lap Time	km/h	Local Time
1		25.887	23.831	32.600	1'47.725	171,2	15:17'35.784	1		25.926	23.754	32.424	1'47.758	181,2	15:17'35.817
2	20.155	25.388	23.704	31.927	1'41.174	<b>277,6</b>	15:19'16.958	2	20.244	25.474	23.668	<b>31.826</b>	1'41.212	<b>278,4</b>	15:19'17.029
3	20.042	25.101	23.802	32.190	1'41.135	272,7	15:20'58.093	3	20.146	25.517	<b>23.451</b>	32.012	1'41.126	276,2	15:20'58.155
4	19.770	25.154	23.633	<b>31.915</b>	1'40.472	271,4	15:22'38.565	4	19.878	<b>25.297</b>	23.585	31.836	<b>1'40.596</b>	274,8	15:22'38.751
5	19.812	25.094	23.583	31.983	1'40.472	274,1	15:24'19.037	5	19.878	25.388	23.649	32.003	1'40.918	274,1	15:24'19.669
6	19.728	25.096	23.599	32.014	<b>1'40.437</b>	<b>277,6</b>	15:25'59.474	6	19.955	25.360	23.802	32.165	1'41.282	270,7	15:26'00.951
7	20.057	25.145	23.475	32.116	1'40.793	273,4	15:27'40.267	7	<b>19.813</b>	25.309	23.689	32.014	1'40.825	269,3	15:27'41.776
8	19.849	25.092	23.448	32.119	1'40.508	276,2	15:29'20.775	8	19.964	25.477	23.737	32.140	1'41.318	268,7	15:29'23.094
9	19.909	25.093	23.496	32.864	1'41.362	269,3	15:31'02.137	9	19.898	25.544	23.697	32.547	1'41.686	268,7	15:31'04.780
10	19.989	<b>25.083</b>	23.505	32.188	1'40.765	272,7	15:32'42.902	10	20.129	25.567	23.791	32.391	1'41.878	266,7	15:32'46.658
11	19.997	25.159	23.647	32.091	1'40.894	268,7	15:34'23.796	11	20.232	25.629	23.741	32.444	1'42.046	264,1	15:34'28.704
12	19.849	25.167	23.467	32.285	1'40.768	267,3	15:36'04.564	12	19.932	25.682	23.660	32.503	1'41.777	266,0	15:36'10.481
13	19.823	25.201	<b>23.438</b>	32.352	1'40.814	265,4	15:37'45.378	13	20.027	25.560	23.706	32.477	1'41.770	264,1	15:37'52.251
14	19.838	25.145	23.506	32.235	1'40.724	263,4	15:39'26.102	14	19.979	25.589	23.678	32.364	1'41.610	262,8	15:39'33.861
15	19.889	25.285	23.566	32.295	1'41.035	266,7	15:41'07.137	15	20.039	25.575	23.723	32.540	1'41.877	264,1	15:41'15.738
16	<b>19.726</b>	25.089	23.461	32.290	1'40.566	267,3	15:42'47.703	16	19.976	25.544	23.785	32.496	1'41.801	264,1	15:42'57.539
17	19.790	25.085	23.480	32.271	1'40.626	268,0	15:44'28.329	17	20.118	25.602	23.836	32.623	1'42.179	263,4	15:44'39.718
18	19.817	25.156	23.470	32.531	1'40.974	265,4	15:46'09.303	18	19.945	25.600	23.876	32.660	1'42.081	264,1	15:46'21.799
Race Time 30'21.244								Race Time 30'33.740							

3° 28 G. VAN STRAALLEN [1'40.491]								RET 16 J. CLUZEL [1'40.629]							
Lap	Seg1	Seg2	Seg3	Seg4	Lap Time	km/h	Local Time	Lap	Seg1	Seg2	Seg3	Seg4	Lap Time	km/h	Local Time
1		25.663	23.563	32.022	1'46.100	170,1	15:17'34.159	1		25.339	23.528	32.462	1'45.900	171,2	15:17'33.959
2	20.492	25.389	23.428	31.838	1'41.147	259,6	15:19'15.306	2	20.571	25.244	23.490	32.018	1'41.323	260,2	15:19'15.282
3	20.035	25.245	23.536	31.840	1'40.656	266,7	15:20'55.962	3	20.429	25.177	23.509	<b>32.006</b>	1'41.121	265,4	15:20'56.403
4	20.147	25.227	23.460	<b>31.829</b>	1'40.663	268,0	15:22'36.625	4	20.164	<b>25.080</b>	<b>23.392</b>	32.208	1'40.844	267,3	15:22'37.247
5	20.078	<b>25.150</b>	23.601	31.830	1'40.659	<b>269,3</b>	15:24'17.284	5	20.001	25.103	23.463	32.062	<b>1'40.629</b>	268,0	15:24'17.876
6	20.250	25.292	23.584	31.840	1'40.966	264,1	15:25'58.250	6	20.056	25.266	23.536	32.018	1'40.876	268,7	15:25'58.752
7	19.974	25.304	23.427	32.060	1'40.765	264,7	15:27'39.015	7	20.006	25.184	23.481	32.138	1'40.809	268,0	15:27'39.561
8	20.065	25.178	23.347	31.901	<b>1'40.491</b>	261,5	15:29'19.506	8	<b>19.956</b>	25.149	23.612	32.070	1'40.787	267,3	15:29'20.348
9	<b>19.928</b>	25.200	<b>23.301</b>	44.863	1'53.292	267,3	15:31'12.798	9	20.037	25.143	23.486	32.868	1'41.534	<b>272,0</b>	15:31'01.882
10	20.164	25.520	23.888	32.467	1'42.039	267,3	15:32'54.837	10	51.410	27.389	24.361	33.795	2'16.955	268,0	15:33'18.837
11	19.978	25.338	23.689	32.250	1'41.255	260,2	15:34'36.092	11	20.776	25.773	24.482	33.260	1'44.291	255,9	15:35'03.128
12	19.965	25.321	23.642	32.315	1'41.243	263,4	15:36'17.335	12	20.394	25.586	23.909	32.819	1'42.708	254,1	15:36'45.836
13	19.981	25.596	23.721	32.267	1'41.565	268,0	15:37'58.900	13	20.371	25.783	23.867	42.596	1'52.617P	259,6	15:38'38.453
14	20.091	25.403	23.546	32.284	1'41.324	260,9	15:39'40.224	Race Time 22'50.394							
15	20.083	25.351	23.770	32.233	1'41.437	260,2	15:41'21.661								
16	20.072	25.404	23.563	32.335	1'41.374	260,2	15:43'03.035								
17	20.096	25.406	23.852	32.391	1'41.745	258,4	15:44'44.780								
18	20.153	25.575	23.948	32.333	1'42.009	259,0	15:46'26.789								
Race Time 30'38.730															

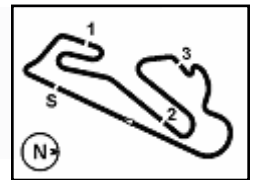
21/05/2022

P = Pits In/Out - C = Lap Time Cancelled

These data/results cannot be reproduced, stored and/or transmitted in whole or in part by any manner of electronic, mechanical, photocopying, recording, broadcasting or otherwise now known or herein after developed without the previous express consent by the copyright owner, except for reproduction in daily press and regular printed publications on sale to the public within 60 days of the event related to those data/results and always provided that copyright symbol appears together as follows below.

© DORNA WSBK ORGANIZATION Srl 2022





Circuito Estoril 4.182 m

**Estoril Round, 20-22 May 2022**  
**Chronological Analysis Race 1**

Start at 15:15:48.059

2 / 5

Lap	Seg1	Seg2	Seg3	Seg4	Lap Time	km/h	Local Time
3	20.177	25.290	<b>23.340</b>	32.100	1'40.907	260,9	15:20'55.702
4	19.983	25.219	23.381	32.102	<b>1'40.685</b>	260,9	15:22'36.387
5	19.925	25.253	23.444	32.162	1'40.784	262,1	15:24'17.171
6	20.046	25.243	23.559	32.110	1'40.958	261,5	15:25'58.129
7	19.973	25.241	23.358	32.334	1'40.906	262,8	15:27'39.035
8	20.242	25.262	23.458	32.195	1'41.157	261,5	15:29'20.192
9	19.974	<b>25.149</b>	23.462	32.838	1'41.423	264,1	15:31'01.615
10	<b>19.919</b>	25.234	23.508	32.231	1'40.892	262,8	15:32'42.507
11	20.120	25.346	23.477	32.369	1'41.312	259,0	15:34'23.819
12	20.072	25.433	23.383	32.234	1'41.122	260,9	15:36'04.941
13	19.956	25.314	23.356	32.108	1'40.734	265,4	15:37'45.675
14	19.934	25.228	23.358	32.289	1'40.809	265,4	15:39'26.484
15	20.023	25.228	23.571	32.300	1'41.122	264,7	15:41'07.606
16	20.078	25.267	23.581	32.310	1'41.236	266,0	15:42'48.842
17	20.032	25.271	23.543	32.328	1'41.174	262,8	15:44'30.016
18	20.216	25.235	23.525	32.147	1'41.123	262,8	15:46'11.139

Race Time 30'23.080

Race Time 30'38.987

8° 64 F. CARICASULO [1'40.823]								11° 3 R. DE ROSA [1'41.096]							
Lap	Seg1	Seg2	Seg3	Seg4	Lap Time	km/h	Local Time	Lap	Seg1	Seg2	Seg3	Seg4	Lap Time	km/h	Local Time
1		25.706	24.068	31.877	1'46.703	177,9	15:17'34.762	1		26.523	24.164	32.158	1'49.401	190,8	15:17'37.460
2	20.155	25.434	23.701	32.096	1'41.386	<b>277,6</b>	15:19'16.148	2	20.554	25.598	23.898	32.304	1'42.354	<b>278,4</b>	15:19'19.814
3	20.264	25.232	23.685	<b>31.867</b>	1'41.048	264,1	15:20'57.196	3	20.341	25.405	26.432	32.446	1'44.624	271,4	15:21'04.438
4	20.023	25.236	23.687	31.997	1'40.943	271,4	15:22'38.139	4	20.004	25.489	23.860	32.071	1'41.424	271,4	15:22'45.862
5	<b>19.884</b>	25.264	23.632	32.055	1'40.835	272,0	15:24'18.974	5	20.487	25.652	23.840	<b>32.009</b>	1'41.988	272,7	15:24'27.850
6	20.037	25.280	23.797	32.036	1'41.150	270,7	15:26'00.124	6	<b>19.957</b>	25.367	23.817	32.155	1'41.296	274,1	15:26'09.146
7	20.071	<b>25.180</b>	23.579	31.993	<b>1'40.823</b>	269,3	15:27'40.947	7	19.974	<b>25.278</b>	23.715	32.129	<b>1'41.096</b>	266,7	15:27'50.242
8	20.013	25.415	23.573	31.996	1'40.997	268,0	15:29'21.944	8	19.994	25.293	23.673	32.301	1'41.261	262,1	15:29'31.503
9	19.991	25.221	23.658	32.225	1'41.095	268,7	15:31'03.039	9	19.991	25.317	26.042	32.116	1'43.466	267,3	15:31'14.969
10	19.967	25.334	23.647	32.012	1'40.960	270,7	15:32'43.999	10	20.174	25.492	<b>23.624</b>	32.133	1'41.423	269,3	15:32'56.392
11	20.080	25.253	23.637	32.114	1'41.084	268,0	15:34'25.083	11	20.108	25.320	23.866	32.144	1'41.438	266,0	15:34'37.830
12	20.037	25.330	<b>23.570</b>	32.068	1'41.005	267,3	15:36'06.088	12	20.034	25.369	23.766	39.829	1'48.998P	263,4	15:36'26.828
13	20.010	25.223	23.642	32.063	1'40.938	267,3	15:37'47.026	13	42.465	25.549	23.785	32.908	2'04.707P		15:38'31.535
14	19.947	25.266	23.615	32.066	1'40.894	266,7	15:39'27.920	14	20.604	25.450	23.905	32.742	1'42.701	255,3	15:40'14.236
15	20.078	25.251	23.723	32.164	1'41.216	266,7	15:41'09.136	15	20.455	25.812	23.887	32.531	1'42.685	256,5	15:41'56.921
16	20.046	25.356	23.610	32.213	1'41.225	266,7	15:42'50.361	16	20.381	25.420	23.809	32.497	1'42.107	258,4	15:43'39.028
17	20.118	25.293	23.781	32.197	1'41.389	265,4	15:44'31.750	17	20.365	25.510	23.939	33.362	1'43.176	258,4	15:45'22.204
18	20.174	25.445	23.967	32.513	1'42.099	265,4	15:46'13.849	18	20.388	25.473	23.841	32.485	1'42.187	260,2	15:47'04.391

Race Time 30'25.790

Race Time 31'16.332

9° 94 A. VERDOIA [1'41.043]								RET 66 N. TUULI [1'41.114]							
Lap	Seg1	Seg2	Seg3	Seg4	Lap Time	km/h	Local Time	Lap	Seg1	Seg2	Seg3	Seg4	Lap Time	km/h	Local Time
1		26.218	23.811	32.554	1'48.571	167,2	15:17'36.630	1		25.847	23.910	32.290	1'47.917	176,2	15:17'35.976
2	20.339	25.485	23.633	32.137	1'41.594	272,0	15:19'18.224	2	20.404	25.389	23.799	32.232	1'41.824	<b>273,4</b>	15:19'17.800
3	20.210	25.548	23.618	32.245	1'41.621	<b>273,4</b>	15:20'59.845	3	20.146	25.248	23.729	<b>32.099</b>	1'41.222	265,4	15:20'59.022
4	20.002	25.466	23.572	32.155	1'41.195	269,3	15:22'41.040	4	20.098	<b>25.206</b>	<b>23.649</b>	32.161	<b>1'41.114</b>	269,3	15:22'40.136
5	20.041	<b>25.345</b>	<b>23.504</b>	32.153	<b>1'41.043</b>	269,3	15:24'22.083	5	20.160	25.243	23.954	32.227	1'41.584	268,0	15:24'21.720
6	20.074	25.488	23.579	32.312	1'41.453	266,7	15:26'03.536	6	20.134	25.274	23.674	32.397	1'41.479	264,7	15:26'03.199
7	20.279	25.565	23.673	32.332	1'41.849	267,3	15:27'45.385	7	<b>20.067</b>	25.289	23.874	32.366	1'41.596	268,7	15:27'44.795
8	20.062	25.461	23.689	32.283	1'41.495	266,7	15:29'26.880	8	20.156	25.438	23.747	32.265	1'41.606	263,4	15:29'26.401
9	20.157	25.459	23.976	32.591	1'42.183	271,4	15:31'09.063	9	20.208	25.338	23.884	32.216	1'41.646	265,4	15:31'08.047
10	20.077	25.887	23.648	32.790	1'42.402	268,7	15:32'51.465								
11	20.641	25.690	23.848	32.476	1'42.655	258,4	15:34'34.120								
12	20.106	25.693	23.865	32.700	1'42.364	272,0	15:36'16.484								
13	20.486	25.674	23.729	32.550	1'42.439	257,8	15:37'58.923								
14	20.376	25.613	23.696	32.366	1'42.051	260,9	15:39'40.974								
15	20.113	25.528	23.682	32.869	1'42.192	262,1	15:41'23.166								
16	20.249	25.461	23.689	<b>32.109</b>	1'41.508	262,1	15:43'04.674								
17	<b>19.993</b>	25.389	23.547	32.340	1'41.269	272,0	15:44'45.943								
18	20.149	25.433	23.632	32.193	1'41.407	263,4	15:46'27.350								

Race Time 30'39.291

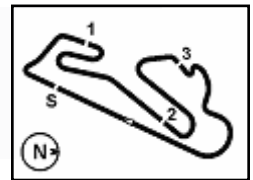
Race Time 15'19.988

10° 99 A. HUERTAS [1'41.078]								13° 17 K. SMITH [1'41.157]							
Lap	Seg1	Seg2	Seg3	Seg4	Lap Time	km/h	Local Time	Lap	Seg1	Seg2	Seg3	Seg4	Lap Time	km/h	Local Time
1		25.783	23.934	32.283	1'47.474	184,3	15:17'35.533	1		26.331	24.143	32.347	1'49.265	186,2	15:17'37.324
2	19.999	25.558	23.726	32.083	1'41.366	271,4	15:19'16.899	2	20.557	25.434	23.943	32.435	1'42.369	<b>272,7</b>	15:19'19.693
								3	20.137	<b>25.273</b>	23.622	<b>32.125</b>	<b>1'41.157</b>	270,0	15:21'00.850
								4	20.155	25.566	23.691	32.435	1'41.847	271,4	15:22'42.697
								5	20.329	25.344	23.549	32.180	1'41.402	265,4	15:24'24.099
								6	20.261	25.547	23.555	32.268	1'41.631	269,3	15:26'05.730
								7	<b>20.059</b>	25.298	23.548	32.287	1'41.192	262,8	15:27'46.922
								8	20.257	25.365	23.637	32.390	1'41.649	260,9	15:29'28.571
								9	20.183	25.294	23.665	32.210	1'41.352	260,9	15:31'09.923
								10	20.243	25.331	23.747	32.247	1'41.568	263,4	15:32'51.491
								11	20.471	25.660	23.904	32.418	1'42.453	263,4	15:34'33.944

21/05/2022 P = Pits In/Out - C = Lap Time Cancelled

These data/results cannot be reproduced, stored and/or transmitted in whole or in part by any manner of electronic, mechanical, photocopying, recording, broadcasting or otherwise now known or herein after developed without the previous express consent by the copyright owner, except for reproduction in daily press and regular printed publications on sale to the public within 60 days of the event related to those data/results and always provided that copyright symbol appears together as follows below.

© DORNA WSBK ORGANIZATION Srl 2022



Circuito Estoril 4.182 m

**Estoril Round, 20-22 May 2022**  
**Chronological Analysis Race 1**

Start at 15:15:48.059

3 / 5

12	20.354	25.608	23.545	33.889	1'43.396	260,9	15:36'17.340	12	20.086	25.666	23.727	33.183	1'42.662	264,7	15:36'16.541
13	20.286	25.495	23.893	32.267	1'41.941	263,4	15:37'59.281	13	20.554	25.723	24.044	32.281	1'42.602	254,7	15:37'59.143
14	20.464	25.462	23.766	32.196	1'41.888	271,4	15:39'41.169	14	20.359	25.532	23.817	32.299	1'42.007	270,0	15:39'41.150
15	20.333	25.416	<b>23.507</b>	32.455	1'41.711	261,5	15:41'22.880	15	20.160	25.442	23.993	32.407	1'42.002	269,3	15:41'23.152
16	20.142	25.363	23.618	32.513	1'41.636	260,2	15:43'04.516	16	20.046	25.424	23.631	32.329	1'41.430	266,0	15:43'04.582
17	20.449	25.451	23.723	32.229	1'41.852	259,6	15:44'46.368	17	20.228	25.395	<b>23.600</b>	32.351	1'41.574	267,3	15:44'46.156
18	20.293	25.427	23.853	32.476	1'42.049	266,7	15:46'28.417	18	20.093	25.437	23.617	32.367	1'41.514	268,0	15:46'27.670
Race Time 30'40.358								Race Time 30'39.611							

14° 71 T. EDWARDS [1'41.200]								17° 32 O. BAYLISS [1'41.438]								
Lap	Seg.1	Seg.2	Seg.3	Seg.4	Lap Time	km/h	Local Time	Lap	Seg.1	Seg.2	Seg.3	Seg.4	Lap Time	km/h	Local Time	
1		26.528	24.238	32.513	1'50.297	189,8	15:17'38.356	1		26.173	24.322	32.331	32.331	1'49.090	186,5	15:17'37.149
2	20.293	25.501	23.863	32.437	1'42.094	271,4	15:19'20.450	2	20.174	25.608	24.032	32.199	1'42.013	272,7	15:19'19.162	
3	20.275	25.326	23.801	46.671	1'56.073	<b>272,0</b>	15:21'16.523	3	20.050	25.495	23.851	32.091	1'41.487	271,4	15:21'00.649	
4	20.182	25.569	23.642	32.774	1'42.167	266,0	15:22'58.690	4	20.173	<b>25.399</b>	23.952	32.687	1'42.211	271,4	15:22'42.860	
5	20.358	25.644	23.824	32.581	1'42.407	263,4	15:24'41.097	5	20.273	25.819	23.962	32.215	1'42.269	<b>273,4</b>	15:24'25.129	
6	20.168	25.531	23.946	32.666	1'42.311	262,1	15:26'23.408	6	20.128	25.505	23.865	32.206	1'41.704	268,7	15:26'06.833	
7	<b>20.087</b>	25.478	23.815	32.584	1'41.964	262,8	15:28'05.372	7	19.963	25.438	23.899	32.153	1'41.453	270,7	15:27'48.286	
8	20.107	25.409	23.543	32.490	1'41.549	260,9	15:29'46.921	8	20.069	25.528	23.996	32.431	1'42.024	270,7	15:29'30.310	
9	20.325	25.508	23.560	32.394	1'41.787	263,4	15:31'28.708	9	20.236	25.536	23.976	32.488	1'42.236	267,3	15:31'12.546	
10	20.281	25.436	23.553	32.658	1'41.928	263,4	15:33'10.636	10	20.233	25.569	23.963	32.593	1'42.358	266,7	15:32'54.904	
11	20.533	25.338	23.553	32.429	1'41.853	262,1	15:34'52.489	11	20.269	25.550	23.927	32.194	1'41.940	260,2	15:34'36.844	
12	20.145	25.468	<b>23.503</b>	<b>32.238</b>	1'41.354	263,4	15:36'33.843	12	20.036	25.740	23.856	32.246	1'41.878	270,0	15:36'18.722	
13	20.139	25.279	23.716	32.420	1'41.554	266,0	15:38'15.397	13	<b>19.953</b>	25.493	23.927	<b>32.065</b>	<b>1'41.438</b>	268,0	15:38'00.160	
14	20.286	25.435	23.574	32.387	1'41.682	268,0	15:39'57.079	14	20.133	25.478	23.884	32.224	1'41.719	267,3	15:39'41.879	
15	20.111	<b>25.235</b>	23.518	32.336	<b>1'41.200</b>	268,0	15:41'38.271	15	19.982	25.460	<b>23.806</b>	33.041	1'42.289	267,3	15:41'24.168	
16	20.343	25.331	23.512	32.535	1'41.721	262,1	15:43'20.000	16	20.078	25.450	23.818	32.355	1'41.701	267,3	15:43'05.869	
17	20.249	25.448	23.738	32.924	1'42.359	259,6	15:45'02.359	17	20.092	25.509	23.959	32.311	1'41.871	268,0	15:44'47.740	
18	20.521	25.547	23.754	32.785	1'42.607	261,5	15:46'44.966	18	20.216	25.565	24.137	32.683	1'42.601	267,3	15:46'30.341	
Race Time 30'56.907								Race Time 30'42.282								

15° 54 B. SOFUOGLU [1'41.241]								18° 25 M. BRENNER [1'41.520]								
Lap	Seg.1	Seg.2	Seg.3	Seg.4	Lap Time	km/h	Local Time	Lap	Seg.1	Seg.2	Seg.3	Seg.4	Lap Time	km/h	Local Time	
1		26.796	24.341	32.413	1'50.490	198,2	15:17'38.549	1		26.178	24.060	32.269	32.269	1'48.634	184,9	15:17'36.693
2	20.318	25.551	23.913	32.503	1'42.285	274,8	15:19'20.834	2	20.452	25.532	23.717	32.304	1'42.005	<b>270,0</b>	15:19'18.698	
3	20.427	25.582	23.953	32.347	1'42.309	269,3	15:21'03.143	3	20.281	<b>25.343</b>	23.730	<b>32.166</b>	<b>1'41.520</b>	267,3	15:21'00.218	
4	20.586	25.504	24.289	32.308	1'42.687	271,4	15:22'45.830	4	<b>20.024</b>	25.478	23.805	32.352	1'41.659	268,7	15:22'41.877	
5	20.355	25.493	24.923	32.307	1'43.078		15:24'28.908	5	20.292	25.556	23.734	32.453	1'42.035	268,0	15:24'23.912	
6	20.154	25.480	23.939	32.162	1'41.735	274,1	15:26'10.643	6	20.345	25.520	24.015	32.358	1'42.238	263,4	15:26'06.150	
7	20.234	25.432	23.791	32.295	1'41.752	274,8	15:27'52.395	7	20.197	25.380	<b>23.622</b>	32.459	1'41.658	265,4	15:27'47.808	
8	20.074	25.486	23.938	32.250	1'41.748	269,3	15:29'34.143	8	20.694	26.754	23.719	32.530	1'43.697	262,1	15:29'31.505	
9	<b>20.034</b>	25.392	24.093	32.115	1'41.634	272,7	15:31'15.777	9	20.414	25.367	23.952	32.494	1'42.227	260,9	15:31'13.732	
10	20.272	25.313	23.884	32.320	1'41.789	274,8	15:32'57.566	10	20.429	25.608	23.667	32.507	1'42.211	263,4	15:32'55.943	
11	20.232	<b>25.222</b>	<b>23.684</b>	<b>32.103</b>	<b>1'41.241</b>	267,3	15:34'38.807	11	20.324	25.456	23.758	32.361	1'41.899	260,9	15:34'37.842	
12	20.053	25.231	23.800	32.267	1'41.351	<b>275,5</b>	15:36'20.158	12	20.422	25.458	23.692	32.413	1'41.985	253,5	15:36'19.827	
13	20.169	25.314	23.983	32.583	1'42.049	269,3	15:38'02.207	13	20.262	25.404	23.745	36.127	1'45.538	262,1	15:38'05.365	
14	20.344	25.479	24.009	32.945	1'42.777	262,8	15:39'44.984	14	20.207	25.487	23.764	32.675	1'42.133	259,0	15:39'47.498	
15	20.294	25.566	24.105	32.867	1'42.832	260,9	15:41'27.816	15	20.258	25.416	23.806	32.505	1'41.985	260,2	15:41'29.483	
16	20.355	25.644	24.110	32.364	1'42.473	260,2	15:43'10.289	16	20.279	25.506	23.856	32.415	1'42.056	261,5	15:43'11.539	
17	20.363	25.428	24.246	1'01.843	2'11.880	261,5	15:45'22.169	17	20.304	25.472	23.768	32.523	1'42.067	262,1	15:44'53.606	
18	20.775	25.636	24.664	33.300	1'44.375	257,8	15:47'06.544	18	20.314	25.414	23.939	32.598	1'42.265	264,7	15:46'35.871	
Race Time 31'18.485								Race Time 30'47.812								

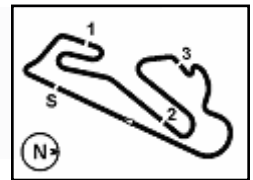
16° 50 O. VOSTATEK [1'41.276]								19° 24 L. TACCINI [1'41.635]								
Lap	Seg.1	Seg.2	Seg.3	Seg.4	Lap Time	km/h	Local Time	Lap	Seg.1	Seg.2	Seg.3	Seg.4	Lap Time	km/h	Local Time	
1		25.709	23.928	32.454	1'47.411	180,9	15:17'35.470	1		26.630	24.289	32.398	32.398	1'49.971	192,2	15:17'38.030
2	20.234	25.501	24.160	32.419	1'42.314	261,5	15:19'17.784	2	20.330	25.499	23.955	32.309	1'42.093	272,7	15:19'20.123	
3	20.303	25.386	23.619	32.373	1'41.681	268,0	15:20'59.465	3	20.374	<b>25.314</b>	24.260	32.728	1'42.676	272,7	15:21'02.799	
4	20.158	25.361	23.633	32.396	1'41.548	268,0	15:22'41.013	4	20.602	25.642	23.897	33.721	1'43.862	266,7	15:22'46.661	
5	20.192	<b>25.349</b>	23.626	<b>32.183</b>	1'41.350	267,3	15:24'22.363	5	20.094	25.562	23.983	32.416	1'42.055	273,4	15:24'28.716	
6	20.040	25.357	23.693	32.186	<b>1'41.276</b>	268,7	15:26'03.639	6	20.170	25.481	<b>23.777</b>	32.232	1'41.660	270,7	15:26'10.376	
7	<b>20.027</b>	25.360	23.677	32.354	1'41.418	<b>274,8</b>	15:27'45.057	7	20.185	25.438	23.808	32.277	1'41.708	269,3	15:27'52.084	
8	20.085	25.430	23.711	32.435	1'41.661	268,0	15:29'26.718	8	20.106	25.540	23.889	32.350	1'41.885	268,0	15:29'33.969	
9	20.071	25.450	24.026	32.427	1'41.974	270,0	15:31'08.692	9	<b>20.020</b>	25.524	23.857	32.234	<b>1'41.635</b>	269,3	15:31'15.604	
10	20.200	25.794	23.840	32.871	1'42.705	268,7	15:32'51.397	10	20.227	25.502	24.165	<b>32.110</b>	1'42.004	271,4	15:32'57.608	
11	20.218	25.703	23.863	32.698	1'42.482	261,5	15:34'33.879	11	20.323	25.521	23.785	32.180	1'41.809	272,0	15:34'39.417	

21/05/2022 P = Pits In/Out - C = Lap Time Cancelled

These data/results cannot be reproduced, stored and/or transmitted in whole or in part by any manner of electronic, mechanical, photocopying, recording, broadcasting or otherwise now known or herein after developed without the previous express consent by the copyright owner, except for reproduction in daily press and regular printed publications on sale to the public within 60 days of the event related to those data/results and always provided that copyright symbol appears together as follows below.

© DORNA WSBK ORGANIZATION Srl 2022





Circuito Estoril 4.182 m

**Estoril Round, 20-22 May 2022**  
**Chronological Analysis Race 1**

Start at 15:15:48.059

4 / 5

12	20.090	25.617	23.813	32.231	1'41.751	271,4	15:36'21.168
13	20.361	26.235	23.834	32.340	1'42.770	<b>276,2</b>	15:38'03.938
14	20.263	25.732	23.904	32.222	1'42.121	269,3	15:39'46.059
15	20.396	25.627	23.832	32.250	1'42.105	267,3	15:41'28.164
16	20.260	25.518	24.179	32.166	1'42.123	274,1	15:43'10.287
17	20.156	25.589	24.539	32.665	1'42.949	269,3	15:44'53.236
18	20.320	25.532	24.070	32.637	1'42.559	266,7	15:46'35.795

Race Time 30'47.736

4	20.334	25.789	24.131	32.464	1'42.718	264,1	15:22'51.617
5	20.503	25.851	23.996	33.303	1'43.653	270,0	15:24'35.270
6	20.271	25.806	23.916	32.694	1'42.687	266,0	15:26'17.957
7	20.349	25.676	23.923	32.539	1'42.487	262,8	15:28'00.444
8	20.297	25.666	23.955	32.509	1'42.427	262,8	15:29'42.871
9	20.240	25.765	23.980	32.492	1'42.477	266,0	15:31'25.348
10	20.364	25.676	23.950	32.527	1'42.517	266,0	15:33'07.865
11	20.376	25.655	23.974	32.398	1'42.403	266,7	15:34'50.268
12	20.172	25.670	<b>23.838</b>	<b>32.321</b>	<b>1'42.001</b>	<b>273,4</b>	15:36'32.269
13	20.382	<b>25.643</b>	23.964	32.746	1'42.735	265,4	15:38'15.004
14	<b>20.117</b>	25.730	24.007	32.499	1'42.353	268,7	15:39'57.357
15	20.292	25.870	24.053	32.507	1'42.722	268,0	15:41'40.079
16	20.396	25.682	24.022	32.517	1'42.617	264,1	15:43'22.696
17	20.445	25.715	25.172	33.005	1'44.337	263,4	15:45'07.033
18	20.421	25.986	24.345	32.952	1'43.704	262,1	15:46'50.737

Race Time 31'02.678

**RET 38 H. SOOMER [1'41.667]**

Lap	Seg1	Seg2	Seg3	Seg4	Lap Time	km/h	Local Time
1		26.356	23.959	32.489	1'48.404	183,4	15:17'36.463
2	20.220	<b>25.364</b>	23.810	<b>32.280</b>	1'41.674	268,0	15:19'18.137
3	<b>20.081</b>	25.476	<b>23.786</b>	32.350	1'41.693	<b>271,4</b>	15:20'59.830
4	20.133	25.458	23.796	<b>32.280</b>	<b>1'41.667</b>	266,7	15:22'41.497

Race Time 6'53.438

**21° 9 S. JESPERSEN [1'41.705]**

Lap	Seg1	Seg2	Seg3	Seg4	Lap Time	km/h	Local Time
1		26.739	24.512	32.463	1'50.969	196,0	15:17'39.028
2	20.244	25.545	23.915	32.236	1'41.940	276,2	15:19'20.968
3	20.197	25.501	23.845	32.369	1'41.912	<b>276,9</b>	15:21'02.880
4	20.305	25.504	23.898	32.531	1'42.238	274,8	15:22'45.118
5	20.272	25.747	23.803	32.263	1'42.085	266,7	15:24'27.203
6	20.213	25.513	23.812	32.377	1'41.915	265,4	15:26'09.118
7	20.317	25.565	23.835	<b>32.230</b>	1'41.947	264,7	15:27'51.065
8	20.118	25.505	23.743	32.656	1'42.022	266,7	15:29'33.087
9	20.175	25.483	23.794	32.389	1'41.841	267,3	15:31'14.928
10	20.422	25.558	23.782	32.299	1'42.061	267,3	15:32'56.989
11	20.074	25.478	<b>23.686</b>	32.467	<b>1'41.705</b>	269,3	15:34'38.694
12	20.499	25.595	23.844	32.380	1'42.318	269,3	15:36'21.012
13	20.580	26.015	23.773	32.453	1'42.821	268,0	15:38'03.833
14	20.224	25.502	23.957	32.506	1'42.189	265,4	15:39'46.022
15	20.288	<b>25.470</b>	23.809	32.408	1'41.975	262,8	15:41'27.997
16	<b>20.004</b>	25.515	23.901	32.497	1'41.917	274,1	15:43'09.914
17	20.260	25.575	23.976	32.687	1'42.498	262,1	15:44'52.412
18	20.280	25.701	23.930	32.672	1'42.583	261,5	15:46'34.995

Race Time 30'46.936

**24° 56 P. SEBESTYEN [1'42.198]**

Lap	Seg1	Seg2	Seg3	Seg4	Lap Time	km/h	Local Time
1		26.361	1'08.746	33.390	2'34.906	184,3	15:18'22.965
2	20.645	25.760	24.131	32.827	1'43.363	260,2	15:20'06.328
3	20.391	25.661	23.932	32.788	1'42.772	259,6	15:21'49.100
4	20.224	25.589	23.939	32.814	1'42.566	260,9	15:23'31.666
5	20.292	25.719	24.086	32.731	1'42.828	259,6	15:25'14.494
6	20.300	<b>25.541</b>	23.901	32.753	1'42.495	260,9	15:26'56.989
7	20.137	25.546	23.861	32.694	1'42.238	258,4	15:28'39.227
8	20.290	25.672	24.227	33.488	1'43.677	260,2	15:30'22.904
9	20.185	25.595	23.881	32.765	1'42.426	<b>262,1</b>	15:32'05.330
10	20.278	25.826	24.111	32.785	1'43.000	256,5	15:33'48.330
11	20.141	25.758	23.942	32.748	1'42.589	260,2	15:35'30.919
12	20.316	26.340	23.980	32.824	1'43.460	259,6	15:37'14.379
13	20.448	25.635	24.024	32.766	1'42.873	257,1	15:38'57.252
14	20.243	25.576	23.965	<b>32.670</b>	1'42.454	259,0	15:40'39.706
15	<b>20.017</b>	25.554	23.859	32.768	<b>1'42.198</b>	260,2	15:42'21.904
16	20.075	25.595	<b>23.832</b>	32.976	1'42.478	259,6	15:44'04.382
17	20.362	25.711	24.033	33.144	1'43.250	259,6	15:45'47.632
18	20.155	25.742	24.219	33.066	1'43.182	259,6	15:47'30.814

Race Time 31'42.755

**22° 10 U. ORRADRE [1'41.889]**

Lap	Seg1	Seg2	Seg3	Seg4	Lap Time	km/h	Local Time
1		26.476	24.144	32.526	1'49.123	182,1	15:17'37.182
2	20.546	25.487	23.964	32.463	1'42.460	<b>271,4</b>	15:19'19.642
3	20.336	<b>25.311</b>	24.468	33.007	1'43.122	268,0	15:21'02.764
4	20.547	25.576	23.882	32.567	1'42.572	265,4	15:22'45.336
5	20.191	25.868	23.929	<b>32.416</b>	1'42.404	268,7	15:24'27.740
6	21.032	25.441	23.618	32.566	1'42.657	267,3	15:26'10.397
7	20.381	25.880	23.773	32.500	1'42.534	268,0	15:27'52.931
8	<b>20.162</b>	25.516	25.047	32.858	1'43.583	267,3	15:29'36.514
9	20.200	25.600	23.611	32.689	1'42.100	264,7	15:31'18.614
10	20.508	25.591	23.636	32.614	1'42.349	264,7	15:33'00.963
11	20.239	25.459	23.694	32.735	1'42.127	262,8	15:34'43.090
12	20.184	25.482	<b>23.525</b>	32.698	<b>1'41.889</b>	262,1	15:36'24.979
13	20.177	25.388	23.608	32.724	1'41.897	262,8	15:38'06.876
14	20.213	25.486	23.822	32.849	1'42.370	265,4	15:39'49.246
15	20.335	25.543	23.799	32.764	1'42.441	264,1	15:41'31.687
16	20.188	25.458	23.689	32.816	1'42.151	263,4	15:43'13.838
17	20.254	25.487	23.823	32.954	1'42.518	263,4	15:44'56.356
18	20.696	25.661	23.959	32.883	1'43.199	263,4	15:46'39.555

Race Time 30'51.496

**25° 13 L. OTTAVIANI [1'42.217]**

Lap	Seg1	Seg2	Seg3	Seg4	Lap Time	km/h	Local Time
1		26.908	26.737	<b>32.324</b>	1'53.518	191,2	15:17'41.577
2	20.173	<b>25.528</b>	<b>23.834</b>	32.682	<b>1'42.217</b>	266,7	15:19'23.794
3	<b>20.131</b>	25.609	24.173	32.436	1'42.349	266,7	15:21'06.143
4	20.258	25.555	26.802	32.501	1'45.116	<b>272,0</b>	15:22'51.259
5	20.412	25.646	24.097	32.456	1'42.611	266,0	15:24'33.870
6	20.282	25.778	23.943	32.440	1'42.443	265,4	15:26'16.313
7	20.311	25.663	24.553	32.507	1'43.034	265,4	15:27'59.347
8	20.338	25.652	24.050	32.576	1'42.616	262,8	15:29'41.963
9	20.308	25.557	23.936	32.461	1'42.262	265,4	15:31'24.225
10	20.415	25.665	24.098	33.055	1'43.233	266,7	15:33'07.458
11	20.319	25.645	23.975	32.733	1'42.672	263,4	15:34'50.130
12	20.504	25.667	23.997	32.520	1'42.688	264,7	15:36'32.818
13	20.329	25.628	24.111	32.886	1'42.954	265,4	15:38'15.772
14	20.319	25.717	24.851	32.633	1'43.520	268,0	15:39'59.292
15	20.417	25.720	24.054	32.651	1'42.842	263,4	15:41'42.134
16	20.459	25.809	24.126	32.766	1'43.160	264,1	15:43'25.294
17	20.524	25.904	24.257	33.001	1'43.686	260,2	15:45'08.980
18	20.561	25.789	24.297	32.777	1'43.424	262,8	15:46'52.404

Race Time 31'04.345

**23° 22 F. FULIGNI [1'42.001]**

Lap	Seg1	Seg2	Seg3	Seg4	Lap Time	km/h	Local Time
1		27.279	24.598	32.878	1'52.496	196,0	15:17'40.555
2	20.351	25.970	24.125	33.563	1'44.009	270,7	15:19'24.564
3	20.408	25.817	25.324	32.786	1'44.335	264,7	15:21'08.899

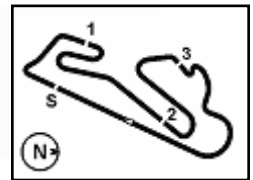
**RET 73 M. KOFLER [1'42.230]**

Lap	Seg1	Seg2	Seg3	Seg4	Lap Time	km/h	Local Time
1		26.943	24.593	32.584	1'50.946	194,2	15:17'39.005
2	20.484	25.705	23.988	32.545	1'42.722	274,1	15:19'21.727
3	20.515	25.539	24.072	32.552	1'42.678	270,7	15:21'04.405

21/05/2022 P = Pits In/Out - C = Lap Time Cancelled

These data/results cannot be reproduced, stored and/or transmitted in whole or in part by any manner of electronic, mechanical, photocopying, recording, broadcasting or otherwise now known or herein after developed without the previous express consent by the copyright owner, except for reproduction in daily press and regular printed publications on sale to the public within 60 days of the event related to those data/results and always provided that copyright symbol appears together as follows below.

© DORNA WSBK ORGANIZATION Srl 2022



Circuito Estoril 4.182 m

**Estoril Round, 20-22 May 2022**  
**Chronological Analysis Race 1**

Start at 15:15:48.059

5 / 5

4	20.402	<b>25.401</b>	23.946	32.481	<b>1'42.230</b>	269,3	15:22'46.635	15	20.217	25.701	24.002	32.729	1'42.649	263,4	15:41'39.142																																																																																																																																																								
5	<b>20.330</b>	25.859	24.035	<b>32.359</b>	1'42.583	270,7	15:24'29.218	16	20.292	25.720	23.970	32.697	1'42.679	264,1	15:43'21.821																																																																																																																																																								
6	20.353	25.646	<b>23.895</b>	34.258	1'44.152	<b>274,8</b>	15:26'13.370	17	20.289	25.620	24.097	32.714	1'42.720	263,4	15:45'04.541																																																																																																																																																								
7	20.368	25.808	24.156	33.083	1'43.415	267,3	15:27'56.785	18	20.483	<b>25.591</b>	23.921	32.594	1'42.589	264,7	15:46'47.130																																																																																																																																																								
8	20.742	25.750	24.120	32.688	1'43.300	264,1	15:29'40.085	Race Time 30'59.071																																																																																																																																																															
9	20.337	25.776	24.142	32.694	1'42.949	272,0	15:31'23.034	<table border="1"> <thead> <tr> <th colspan="2">30°</th><th colspan="6">6 J. BUIS [1'42.821]</th></tr> <tr> <th>Lap</th><th>Seg1</th><th>Seg2</th><th>Seg3</th><th>Seg4</th><th>Lap Time</th><th>km/h</th><th>Local Time</th></tr> </thead> <tbody> <tr><td>1</td><td></td><td>26.873</td><td>24.672</td><td>32.629</td><td>1'52.062</td><td>196,4</td><td>15:17'40.121</td></tr> <tr><td>2</td><td>20.366</td><td>25.751</td><td><b>24.140</b></td><td><b>32.564</b></td><td><b>1'42.821</b></td><td><b>274,1</b></td><td>15:19'22.942</td></tr> <tr><td>3</td><td><b>20.356</b></td><td>25.905</td><td>24.361</td><td>32.595</td><td>1'43.217</td><td>270,0</td><td>15:21'06.159</td></tr> <tr><td>4</td><td>20.696</td><td><b>25.723</b></td><td>24.188</td><td>33.023</td><td>1'43.630</td><td>269,3</td><td>15:22'49.789</td></tr> <tr><td>5</td><td>20.427</td><td>26.018</td><td>24.639</td><td>32.958</td><td>1'44.042</td><td>266,7</td><td>15:24'33.831</td></tr> <tr><td>6</td><td>20.624</td><td>25.799</td><td>56.985</td><td>34.379</td><td>2'17.787</td><td>266,7</td><td>15:26'51.618</td></tr> <tr><td>7</td><td>20.915</td><td>26.549</td><td>24.560</td><td>33.542</td><td>1'45.566</td><td>257,8</td><td>15:28'37.184</td></tr> <tr><td>8</td><td>20.983</td><td>26.390</td><td>24.683</td><td>33.647</td><td>1'45.703</td><td>257,8</td><td>15:30'22.887</td></tr> <tr><td>9</td><td>20.727</td><td>25.968</td><td>24.257</td><td>33.126</td><td>1'44.078</td><td>259,0</td><td>15:32'06.965</td></tr> <tr><td>10</td><td>20.948</td><td>26.396</td><td>25.154</td><td>33.627</td><td>1'46.125</td><td>260,9</td><td>15:33'53.090</td></tr> <tr><td>11</td><td>20.999</td><td>26.228</td><td>24.485</td><td>33.564</td><td>1'45.276</td><td>255,9</td><td>15:35'38.366</td></tr> <tr><td>12</td><td>20.765</td><td>26.254</td><td>24.643</td><td>33.384</td><td>1'45.046</td><td>260,2</td><td>15:37'23.412</td></tr> <tr><td>13</td><td>20.891</td><td>26.386</td><td>24.803</td><td>33.388</td><td>1'45.468</td><td>259,0</td><td>15:39'08.880</td></tr> <tr><td>14</td><td>20.831</td><td>26.143</td><td>24.525</td><td>33.435</td><td>1'44.934</td><td>257,8</td><td>15:40'53.814</td></tr> <tr><td>15</td><td>20.767</td><td>27.290</td><td>24.506</td><td>33.205</td><td>1'45.768</td><td>259,6</td><td>15:42'39.582</td></tr> <tr><td>16</td><td>20.701</td><td>26.358</td><td>24.305</td><td>33.059</td><td>1'44.423</td><td>260,2</td><td>15:44'24.005</td></tr> <tr><td>17</td><td>20.670</td><td>26.971</td><td>31.079</td><td>33.249</td><td>1'51.969</td><td>259,0</td><td>15:46'15.974</td></tr> </tbody> </table>								30°		6 J. BUIS [1'42.821]						Lap	Seg1	Seg2	Seg3	Seg4	Lap Time	km/h	Local Time	1		26.873	24.672	32.629	1'52.062	196,4	15:17'40.121	2	20.366	25.751	<b>24.140</b>	<b>32.564</b>	<b>1'42.821</b>	<b>274,1</b>	15:19'22.942	3	<b>20.356</b>	25.905	24.361	32.595	1'43.217	270,0	15:21'06.159	4	20.696	<b>25.723</b>	24.188	33.023	1'43.630	269,3	15:22'49.789	5	20.427	26.018	24.639	32.958	1'44.042	266,7	15:24'33.831	6	20.624	25.799	56.985	34.379	2'17.787	266,7	15:26'51.618	7	20.915	26.549	24.560	33.542	1'45.566	257,8	15:28'37.184	8	20.983	26.390	24.683	33.647	1'45.703	257,8	15:30'22.887	9	20.727	25.968	24.257	33.126	1'44.078	259,0	15:32'06.965	10	20.948	26.396	25.154	33.627	1'46.125	260,9	15:33'53.090	11	20.999	26.228	24.485	33.564	1'45.276	255,9	15:35'38.366	12	20.765	26.254	24.643	33.384	1'45.046	260,2	15:37'23.412	13	20.891	26.386	24.803	33.388	1'45.468	259,0	15:39'08.880	14	20.831	26.143	24.525	33.435	1'44.934	257,8	15:40'53.814	15	20.767	27.290	24.506	33.205	1'45.768	259,6	15:42'39.582	16	20.701	26.358	24.305	33.059	1'44.423	260,2	15:44'24.005	17	20.670	26.971	31.079	33.249	1'51.969	259,0	15:46'15.974
30°		6 J. BUIS [1'42.821]																																																																																																																																																																					
Lap	Seg1	Seg2	Seg3	Seg4	Lap Time	km/h	Local Time																																																																																																																																																																
1		26.873	24.672	32.629	1'52.062	196,4	15:17'40.121																																																																																																																																																																
2	20.366	25.751	<b>24.140</b>	<b>32.564</b>	<b>1'42.821</b>	<b>274,1</b>	15:19'22.942																																																																																																																																																																
3	<b>20.356</b>	25.905	24.361	32.595	1'43.217	270,0	15:21'06.159																																																																																																																																																																
4	20.696	<b>25.723</b>	24.188	33.023	1'43.630	269,3	15:22'49.789																																																																																																																																																																
5	20.427	26.018	24.639	32.958	1'44.042	266,7	15:24'33.831																																																																																																																																																																
6	20.624	25.799	56.985	34.379	2'17.787	266,7	15:26'51.618																																																																																																																																																																
7	20.915	26.549	24.560	33.542	1'45.566	257,8	15:28'37.184																																																																																																																																																																
8	20.983	26.390	24.683	33.647	1'45.703	257,8	15:30'22.887																																																																																																																																																																
9	20.727	25.968	24.257	33.126	1'44.078	259,0	15:32'06.965																																																																																																																																																																
10	20.948	26.396	25.154	33.627	1'46.125	260,9	15:33'53.090																																																																																																																																																																
11	20.999	26.228	24.485	33.564	1'45.276	255,9	15:35'38.366																																																																																																																																																																
12	20.765	26.254	24.643	33.384	1'45.046	260,2	15:37'23.412																																																																																																																																																																
13	20.891	26.386	24.803	33.388	1'45.468	259,0	15:39'08.880																																																																																																																																																																
14	20.831	26.143	24.525	33.435	1'44.934	257,8	15:40'53.814																																																																																																																																																																
15	20.767	27.290	24.506	33.205	1'45.768	259,6	15:42'39.582																																																																																																																																																																
16	20.701	26.358	24.305	33.059	1'44.423	260,2	15:44'24.005																																																																																																																																																																
17	20.670	26.971	31.079	33.249	1'51.969	259,0	15:46'15.974																																																																																																																																																																
10	20.628	25.811	24.010	32.724	1'43.173	273,4	15:33'06.207																																																																																																																																																																
11	20.346	25.730	23.979	32.764	1'42.819	267,3	15:34'49.026																																																																																																																																																																
12	20.374	25.773	23.946	32.728	1'42.821	270,7	15:36'31.847																																																																																																																																																																
13	20.407	25.822	24.019	32.859	1'43.107	267,3	15:38'14.954																																																																																																																																																																
14	20.600	26.206	25.783	41.663	1'54.252P	264,1	15:40'09.206																																																																																																																																																																
Race Time 24'21.147																																																																																																																																																																							

27°		36 S. KRÖZE [1'42.341]					
Lap	Seg1	Seg2	Seg3	Seg4	Lap Time	km/h	Local Time
1		27.078	24.788	32.509	1'51.220	193,5	15:17'39.279
2	20.410	25.760	<b>23.815</b>	32.522	1'42.507	<b>272,7</b>	15:19'21.786
3	<b>20.229</b>	25.645	24.494	32.612	1'42.980	<b>272,7</b>	15:21'04.766
4	20.395	25.637	23.888	32.452	1'42.372	270,7	15:22'47.138
5	20.310	25.934	23.862	<b>32.422</b>	1'42.528	271,4	15:24'29.666
6	20.335	25.687	23.896	32.494	1'42.412	269,3	15:26'12.078
7	20.256	<b>25.631</b>	23.887	32.567	<b>1'42.341</b>	265,4	15:27'54.419
8	20.368	25.637	23.943	32.623	1'42.571	261,5	15:29'36.990
9	20.497	25.681	23.859	32.745	1'42.782	264,7	15:31'19.772
10	20.350	25.730	23.889	32.786	1'42.755	262,8	15:33'02.527
11	20.559	26.049	23.988	32.750	1'43.346	258,4	15:34'45.873
12	20.433	25.899	24.099	32.916	1'43.347	258,4	15:36'29.220
13	20.487	25.743	24.089	32.813	1'43.132	257,1	15:38'12.352
14	20.404	25.776	24.052	32.786	1'43.018	257,8	15:39'55.370
15	20.402	25.656	23.985	32.845	1'42.888	257,8	15:41'38.258
16	20.559	25.704	23.872	32.667	1'42.802	256,5	15:43'21.060
17	20.367	25.682	23.942	32.829	1'42.820	257,8	15:45'03.880
18	20.349	25.632	23.915	32.700	1'42.596	259,6	15:46'46.476
Race Time 30'58.417							

RET		21 B. CURRIE [1'42.428]					
Lap	Seg1	Seg2	Seg3	Seg4	Lap Time	km/h	Local Time
1		26.649	24.666	32.681	1'51.563	194,9	15:17'39.622
2	20.343	26.036	23.931	32.440	1'42.750	272,0	15:19'22.372
3	20.254	25.876	24.054	32.460	1'42.644	268,0	15:21'05.016
4	20.349	25.880	24.053	32.527	1'42.809	<b>274,1</b>	15:22'47.825
5	20.613	26.012	24.478	32.721	1'43.824	265,4	15:24'31.649
6	20.378	<b>25.785</b>	23.924	32.631	1'42.718	266,7	15:26'14.367
7	20.336	25.862	24.037	32.674	1'42.909	265,4	15:27'57.276
8	20.573	26.015	24.134	32.636	1'43.358	266,0	15:29'40.634
9	<b>20.188</b>	25.981	<b>23.917</b>	<b>32.342</b>	<b>1'42.428</b>	268,0	15:31'23.062
10	20.810	26.124	24.105	38.818	1'49.857	270,7	15:33'12.919
11	22.793	27.971	26.149	42.039	1'58.952P	201,1	15:35'11.871
Race Time 19'23.812							

29°		12 F. FULIGNI [1'42.497]					
Lap	Seg1	Seg2	Seg3	Seg4	Lap Time	km/h	Local Time
1		27.139	24.588	32.853	1'52.006	198,2	15:17'40.065
2	20.619	25.909	24.098	<b>32.556</b>	1'43.182	268,7	15:19'23.247
3	20.291	25.775	24.001	32.645	1'42.712	<b>269,3</b>	15:21'05.959
4	20.205	25.610	23.932	32.827	1'42.574	268,0	15:22'48.533
5	20.246	25.903	24.085	32.774	1'43.008	266,7	15:24'31.541
6	20.253	25.707	23.965	32.687	1'42.612	266,0	15:26'14.153
7	<b>20.117</b>	25.649	24.009	32.935	1'42.710	<b>269,3</b>	15:27'56.863
8	20.430	25.721	24.009	32.905	1'43.065	268,0	15:29'39.928
9	20.212	25.694	24.057	32.971	1'42.934	263,4	15:31'22.862
10	20.470	25.678	<b>23.879</b>	32.846	1'42.873	264,1	15:33'05.735
11	20.370	25.642	24.075	32.911	1'42.998	261,5	15:34'48.733
12	20.214	25.687	23.954	32.642	<b>1'42.497</b>	262,1	15:36'31.230
13	20.307	25.664	23.882	32.775	1'42.628	262,1	15:38'13.858
14	20.188	25.856	23.913	32.678	1'42.635	262,8	15:39'56.493

21/05/2022 P = Pits In/Out - C = Lap Time Cancelled

These data/results cannot be reproduced, stored and/or transmitted in whole or in part by any manner of electronic, mechanical, photocopying, recording, broadcasting or otherwise now known or herein after developed without the previous express consent by the copyright owner, except for reproduction in daily press and regular printed publications on sale to the public within 60 days of the event related to those data/results and always provided that copyright symbol appears together as follows below.

© DORNA WSBK ORGANIZATION Srl 2022

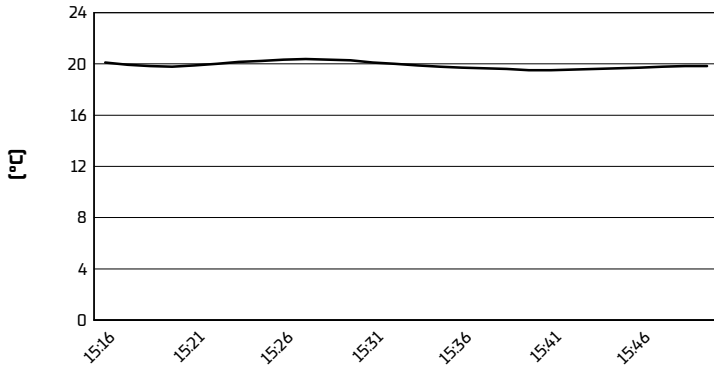


**Estoril Round, 20-22 May 2022**

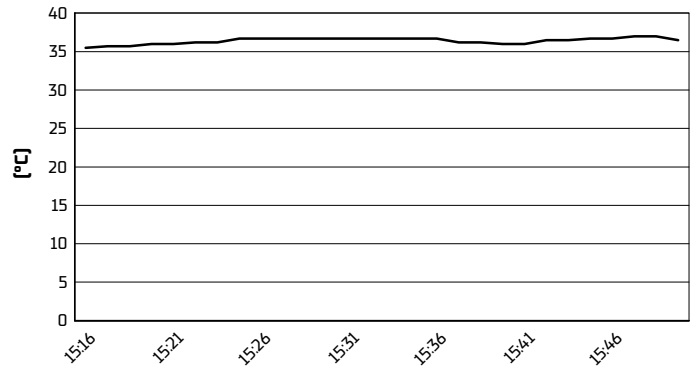
**Weather Report Race 1**

Session started 15:16 - Session ended 15:50

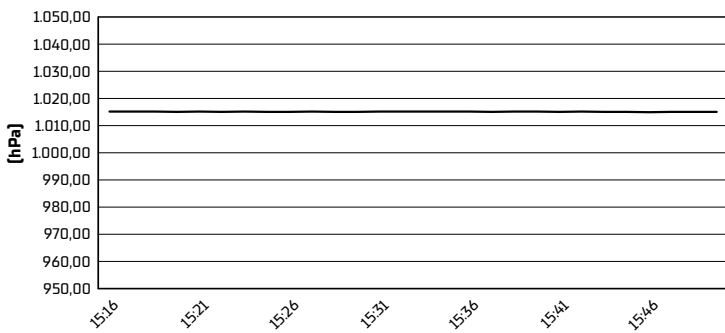
**Air Temperature**



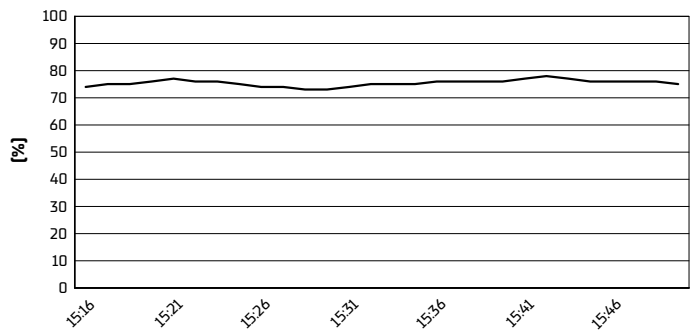
**Track Temperature**



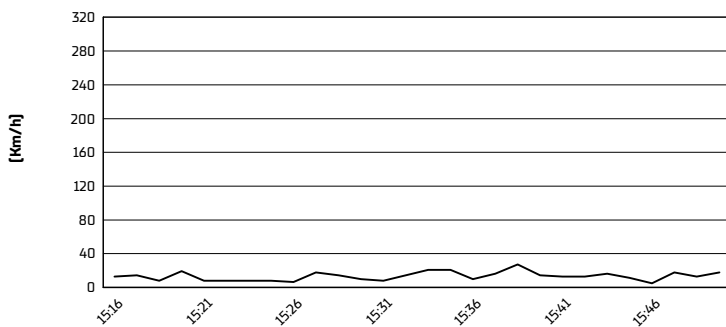
**Air Pressure**



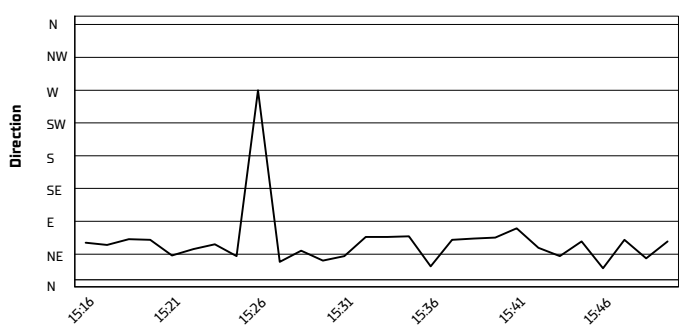
**Humidity**



**Wind Speed**



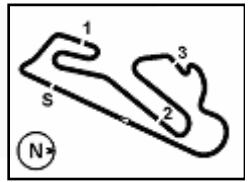
**Wind Direction**



21/05/2022

These data/results cannot be reproduced, stored and/or transmitted in whole or in part by any manner of electronic, mechanical, photocopying, recording, broadcasting or otherwise now known or herein after developed without the previous express consent by the copyright owner, except for reproduction in daily press and regular printed publications on sale to the public within 60 days of the event related to those data/results and always provided that copyright symbol appears together as follows below.

© DORNA WSBK ORGANIZATION Srl 2022



Circuito Estoril 4.182 m

**Estoril Round, 20-22 May 2022**  
**Manufacturers Standings**

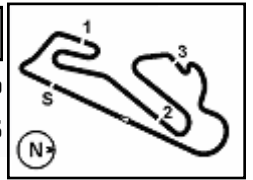
	Points	Points From First	Points From Previous	April 10	April 24	May 22	June 12	July 17	July 31	September 11	September 25	October 9	October 23	November 13	December 30			
				ARAGON	ASSEN	ESTORIL	MISANO	DONINGTON	MOST	MAGNY-COURS	BARCELONA	PORTIMAO	VILLICUM	MANDALIKA	PHILLIP ISLAND			
1	<b>YAMAHA</b>	<b>125</b>		25 25 1 1	25 25 1 1	25												
2	<b>DUCATI</b>	<b>72</b>	53	11 16 3 2	16 13 2 2	16												
3	<b>KAWASAKI</b>	<b>59</b>	66	13	16 9 2 3	5 16 4 3	13											
4	<b>MV AGUSTA</b>	<b>40</b>	85	19	10 11 4 4	10 9 3 4	4											
5	<b>TRIUMPH</b>	<b>37</b>	88	3	9 8 5 5	9 11 5 5	5											

21/05/2022 First Line: Championship Standings - Second Line: Ranking Progression

These data/results cannot be reproduced, stored and/or transmitted in whole or in part by any manner of electronic, mechanical, photocopying, recording, broadcasting or otherwise now known or herein after developed without the previous express consent by the copyright owner, except for reproduction in daily press and regular printed publications on sale to the public within 60 days of the event related to those data/results and always provided that copyright symbol appears together as follows below.

© DORNA WSBK ORGANIZATION Srl 2022



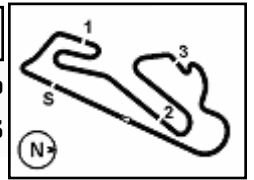

**Estoril Round, 20-22 May 2022**  
**Best Lap & Speed**

No.	Rider Bike	Nat	Best Lap		FP1		FP2		SP		RC1	
			LL	SPD	LL	SPD	LL	SPD	LL	SPD	LL	SPD
1	<b>77 D. AEGERTER</b> Yamaha YZF R6	SUI	<b>1'39.046</b> 67 280,5		1'40.433 19 <b>280,5</b>		1'39.806 21 <b>280,5</b>		<b>1'39.046</b> 9 268,6		1'40.058 18 270,0	
2	<b>11 N. BULEGA</b> Ducati Panigale V2	ITA	<b>1'39.884</b> 69 282,7		1'41.635 21 <b>282,7</b>		1'40.905 21 281,2		<b>1'39.884</b> 9 272,7		1'40.571 18 272,7	
3	<b>28 G. VAN STRAALEN</b> Yamaha YZF R6	NED	<b>1'39.952</b> 62 278,3		1'41.670 17 <b>278,3</b>		1'40.607 18 274,8		<b>1'39.952</b> 9 268,6		1'40.491 18 269,3	
4	<b>7 L. BALDASSARRI</b> Yamaha YZF R6	ITA	<b>1'40.106</b> 61 282,7		1'40.361 18 <b>282,7</b>		1'40.906 16 280,5		<b>1'40.106</b> 9 275,5		1'40.437 18 277,6	
5	<b>16 J. CLUZEL</b> Yamaha YZF R6	FRA	<b>1'40.171</b> 61 277,6		1'41.277 20 276,2		1'40.501 19 <b>277,6</b>		<b>1'40.171</b> 9 274,1		1'40.629 13 272,0	
6	<b>94 A. VERDOIA</b> Yamaha YZF R6	FRA	<b>1'40.180</b> 65 276,9		1'40.842 20 <b>276,9</b>		1'40.537 18 <b>276,9</b>		<b>1'40.180</b> 9 270,0		1'41.043 18 273,4	
7	<b>64 F. CARICASULO</b> Ducati Panigale V2	ITA	<b>1'40.247</b> 62 280,5		1'40.958 17 279,0		1'40.758 20 <b>280,5</b>		<b>1'40.247</b> 7 269,3		1'40.823 18 277,6	
8	<b>61 C. ONCU</b> Kawasaki ZX-6R	TUR	<b>1'40.453</b> 60 281,2		1'40.963 16 280,5		1'41.061 18 <b>281,2</b>		<b>1'40.453</b> 8 274,1		1'40.685 18 270,0	
9	<b>66 N. TUULI</b> MV Agusta F3 800 RR	FIN	<b>1'40.490</b> 48 274,8		1'41.745 14 <b>274,8</b>		1'41.385 16 273,4		<b>1'40.490</b> 9 268,6		1'41.114 9 273,4	
10	<b>62 S. MANZI</b> Triumph Street Triple RS	ITA	<b>1'40.517</b> 41 280,5		1'41.954 16 273,4		1'41.161 17 <b>280,5</b>		<b>1'40.517</b> 8 270,6			
11	<b>55 Y. MONTELLA</b> Kawasaki ZX-6R	ITA	<b>1'40.596</b> 63 284,2		1'41.201 16 281,2		1'41.167 21 <b>284,2</b>		1'40.694 8 272,0		<b>1'40.596</b> 18 278,3	
12	<b>10 U. ORRADRE</b> Yamaha YZF R6	ESP	<b>1'40.640</b> 59 277,6		1'41.589 17 275,5		1'41.310 16 <b>277,6</b>		<b>1'40.640</b> 8 270,0		1'41.889 18 271,3	
13	<b>50 D. VOSTATEK</b> Yamaha YZF R6	CZE	<b>1'40.779</b> 59 282,7		1'41.694 15 <b>282,7</b>		1'41.659 17 279,7		<b>1'40.779</b> 9 273,4		1'41.276 18 274,8	
14	<b>56 P. SEBESTYEN</b> Yamaha YZF R6	HUN	<b>1'40.928</b> 58 283,4		1'41.965 18 280,5		<b>1'40.928</b> 15 <b>283,4</b>		1'40.967 7 268,6		1'42.198 18 262,1	
15	<b>38 H. SOOMER</b> Triumph Street Triple RS	EST	<b>1'40.957</b> 51 279,0		1'41.663 19 278,3		1'41.429 19 <b>279,0</b>		<b>1'40.957</b> 9 269,3		1'41.667 4 271,3	
16	<b>99 A. HUERTAS</b> Kawasaki ZX-6R	ESP	<b>1'41.074</b> 59 282,7		1'41.784 18 <b>282,7</b>		1'41.763 15 278,3		<b>1'41.074</b> 8 276,2		1'41.078 18 272,7	
17	<b>3 R. DE ROSA</b> Ducati Panigale V2	ITA	<b>1'41.096</b> 55 278,3		1'42.034 16 273,4		1'41.246 18 276,2		1'41.455 3 263,4		<b>1'41.096</b> 18 <b>278,3</b>	
18	<b>32 D. BAYLISS</b> Ducati Panigale V2	AUS	<b>1'41.132</b> 66 282,7		1'43.144 20 279,0		1'42.164 19 <b>282,7</b>		<b>1'41.132</b> 9 274,8		1'41.438 18 273,4	
19	<b>25 M. BRENNER</b> Yamaha YZF R6	SUI	<b>1'41.137</b> 60 276,9		1'42.254 15 <b>276,9</b>		1'41.684 19 273,4		<b>1'41.137</b> 8 272,0		1'41.520 18 270,0	
20	<b>17 K. SMITH</b> Yamaha YZF R6	GBR	<b>1'41.157</b> 50 274,1		1'42.241 7 <b>274,1</b>		1'41.883 16 273,4		1'41.166 9 264,0		<b>1'41.157</b> 18 272,7	
21	<b>71 T. EDWARDS</b> Yamaha YZF R6	AUS	<b>1'41.200</b> 57 282,7		1'42.619 19 <b>282,7</b>		1'41.723 9 279,0		1'41.350 11 267,9		<b>1'41.200</b> 18 272,0	
22	<b>54 B. SOFUOGLU</b> MV Agusta F3 800 RR	TUR	<b>1'41.241</b> 50 279,0		1'43.252 13 278,3		1'42.307 10 <b>279,0</b>		1'41.875 9 269,3		<b>1'41.241</b> 18 275,5	
23	<b>69 T. BOOTH-AMOS</b> Kawasaki ZX-6R	GBR	<b>1'41.357</b> 26 281,9		1'42.398 13 275,5		<b>1'41.357</b> 13 <b>281,9</b>					
24	<b>24 L. TACCINI</b> Yamaha YZF R6	ITA	<b>1'41.635</b> 54 279,7		1'42.490 13 <b>279,7</b>		1'42.172 15 279,0		1'41.738 8 274,1		<b>1'41.635</b> 18 276,2	
25	<b>9 S. JESPERSEN</b> Yamaha YZF R6	DEN	<b>1'41.705</b> 27 276,9						1'41.910 9 273,4		<b>1'41.705</b> 18 <b>276,9</b>	

21/05/2022

These data/results cannot be reproduced, stored and/or transmitted in whole or in part by any manner of electronic, mechanical, photocopying, recording, broadcasting or otherwise now known or herein after developed without the previous express consent by the copyright owner, except for reproduction in daily press and regular printed publications on sale to the public within 60 days of the event related to those data/results and always provided that copyright symbol appears together as follows below.

© DORNA WSBK ORGANIZATION Srl 2022

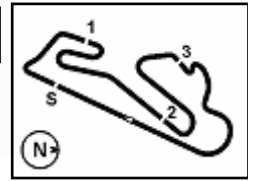

**Estoril Round, 20-22 May 2022**  
**Best Lap & Speed**

No.	Rider	Nat	Best Lap		FP1		FP2		SP		RC1							
			LL	SPD	LL	SPD	LL	SPD	LL	SPD	LL	SPD						
26	<b>73 M. KOFLER</b> Ducati Panigale V2	AUT	<b>1'41.735</b> 56 283,4		1'43.855 17 279,7		1'42.687 16 <b>283,4</b>		<b>1'41.735</b> 9 273,4		1'42.230 14 274,8							
27	<b>13 L. OTTAVIANI</b> Yamaha YZF R6	ITA	<b>1'41.745</b> 66 281,2		1'42.958 21 280,5		1'42.162 18 <b>281,2</b>		<b>1'41.745</b> 9 267,3		1'42.217 18 272,0							
28	<b>36 S. KROEZE</b> Yamaha YZF R6	NED	<b>1'41.839</b> 59 278,3		1'43.191 18 274,1		1'43.296 13 <b>278,3</b>		<b>1'41.839</b> 10 267,3		1'42.341 18 272,7							
29	<b>22 F. FULIGNI</b> Ducati Panigale V2	ITA	<b>1'41.860</b> 65 277,6		1'43.140 21 275,5		1'42.758 18 <b>277,6</b>		<b>1'41.860</b> 8 262,7		1'42.001 18 273,4							
30	<b>12 F. FULIGNI</b> Ducati Panigale V2	ITA	<b>1'41.994</b> 58 278,3		1'42.996 12 276,2		1'42.671 19 <b>278,3</b>		<b>1'41.994</b> 9 274,1		1'42.497 18 269,3							
31	<b>21 B. CURRIE</b> Kawasaki ZX-6R	AUS	<b>1'42.162</b> 52 276,9		1'42.952 17 276,2		1'42.295 15 <b>276,9</b>		<b>1'42.162</b> 9 272,0		1'42.428 11 274,1							
32	<b>6 J. BUIS</b> Kawasaki ZX-6R	NED	<b>1'42.821</b> 64 277,6		1'44.175 18 <b>277,6</b>		1'43.390 20 <b>277,6</b>		1'42.980 9 273,4		<b>1'42.821</b> 17 274,1							

21/05/2022

These data/results cannot be reproduced, stored and/or transmitted in whole or in part by any manner of electronic, mechanical, photocopying, recording, broadcasting or otherwise now known or herein after developed without the previous express consent by the copyright owner, except for reproduction in daily press and regular printed publications on sale to the public within 60 days of the event related to those data/results and always provided that copyright symbol appears together as follows below.

© DORNA WSBK ORGANIZATION Srl 2022



Circuito Estoril 4.182 m

**Estoril Round, 20-22 May 2022**  
**Pirelli Best Lap Award**

	Points	Points From First	Points From Previous	April 10 <b>ARAGON</b>	April 24 <b>ASSEN</b>	May 22 <b>ESTORIL</b>	June 12 <b>MISANO</b>	July 17 <b>DONINGTON</b>	July 31 <b>MONZA</b>	September 11 <b>MAGNY-COURS</b>	September 25 <b>BARCELONA</b>	October 9 <b>PORTIMAO</b>	October 23 <b>VILLICUM</b>	November 13 <b>MANDALIKA</b>	December 30 <b>PHILIPP ISLAND</b>			
<b>1 AEGERTER</b> Dominique [SUI]	<b>5</b>	<b>1</b>	<b>1</b>	<b>1</b>	<b>1</b>	<b>1</b>												

21/05/2022

First Line: Championship Standings - Second Line: Ranking Progression

These data/results cannot be reproduced, stored and/or transmitted in whole or in part by any manner of electronic, mechanical, photocopying, recording, broadcasting or otherwise now known or herein after developed without the previous express consent by the copyright owner, except for reproduction in daily press and regular printed publications on sale to the public within 60 days of the event related to those data/results and always provided that copyright symbol appears together as follows below.

© DORNA WSBK ORGANIZATION Srl 2022