

Estoril Round, 20-22 May 2022
Chronological Analysis Race 1

Start at 15:15:48.059

1 / 5

1° 77 D. AEGERTER [1'40.058]								4° 11 N. BULEGA [1'40.571]							
Lap	Seg1	Seg2	Seg3	Seg4	Lap Time	km/h	Local Time	Lap	Seg1	Seg2	Seg3	Seg4	Lap Time	km/h	Local Time
1		25.333	23.630	32.243	1'45.927	164,6	15:17'33.986	1		25.328	25.155	32.132	1'46.594	167,7	15:17'34.653
2	20.356	25.281	23.406	31.926	1'40.969	264,1	15:19'14.955	2	20.442	25.526	23.738	31.885	1'41.591	269,3	15:19'16.244
3	20.194	25.257	23.449	32.032	1'40.932	270,0	15:20'55.887	3	19.817	25.255	23.654	31.845	1'40.571	272,7	15:20'56.815
4	20.012	25.153	23.419	32.013	1'40.597	270,0	15:22'36.484	4	20.053	25.236	23.643	31.920	1'40.852	268,7	15:22'37.667
5	20.050	25.206	23.499	32.014	1'40.769	268,7	15:24'17.253	5	19.907	25.168	23.643	32.173	1'40.891	270,7	15:24'18.558
6	20.139	25.265	23.564	31.999	1'40.967	265,4	15:25'58.220	6	19.895	25.242	23.611	31.861	1'40.609	269,3	15:25'59.167
7	20.191	25.268	23.539	31.945	1'40.943	264,1	15:27'39.163	7	19.959	25.261	23.558	32.115	1'40.893	271,4	15:27'40.060
8	19.752	25.187	23.268	32.015	1'40.222	270,0	15:29'19.385	8	20.185	25.336	23.660	31.989	1'41.170	268,7	15:29'21.230
9	19.806	25.083	23.248	31.921	1'40.058	264,1	15:30'59.443	9	19.908	25.197	23.497	32.697	1'41.299	268,7	15:31'02.529
10	19.824	25.166	23.320	31.926	1'40.236	264,1	15:32'39.679	10	19.955	25.207	23.642	32.122	1'40.926	270,0	15:32'43.455
11	19.933	25.252	23.396	32.099	1'40.680	262,8	15:34'20.359	11	19.960	25.234	23.591	31.912	1'40.697	266,7	15:34'24.152
12	19.853	25.272	23.423	32.166	1'40.714	263,4	15:36'01.073	12	20.026	25.195	23.797	32.113	1'41.131	268,0	15:36'05.283
13	19.875	25.249	23.320	32.215	1'40.659	262,8	15:37'41.732	13	20.017	25.307	23.598	32.092	1'41.014	268,7	15:37'46.297
14	19.971	25.223	23.486	32.087	1'40.767	260,9	15:39'22.999	14	19.889	25.140	23.578	32.057	1'40.664	265,4	15:39'26.961
15	19.814	25.250	23.319	32.022	1'40.405	263,4	15:41'02.904	15	19.989	25.160	23.642	32.061	1'40.852	267,3	15:41'07.813
16	19.998	25.213	23.454	32.247	1'40.912	263,4	15:42'43.816	16	20.260	25.252	23.667	32.080	1'41.259	272,0	15:42'49.072
17	20.018	25.235	23.412	32.305	1'40.970	263,4	15:44'24.786	17	20.159	25.217	23.635	32.061	1'41.072	270,7	15:44'30.144
18	20.064	25.269	23.506	32.649	1'41.488	262,8	15:46'06.274	18	19.857	25.147	23.576	32.080	1'40.660	271,4	15:46'10.804
Race Time 30'18.215								Race Time 30'22.745							

2° 7 L. BALDASSARRI [1'40.437]								5° 55 Y. MONTELLA [1'40.596]							
Lap	Seg1	Seg2	Seg3	Seg4	Lap Time	km/h	Local Time	Lap	Seg1	Seg2	Seg3	Seg4	Lap Time	km/h	Local Time
1		25.887	23.831	32.600	1'47.725	171,2	15:17'35.784	1		25.926	23.754	32.424	1'47.758	181,2	15:17'35.817
2	20.155	25.388	23.704	31.927	1'41.174	277,6	15:19'16.958	2	20.244	25.474	23.668	31.826	1'41.212	278,4	15:19'17.029
3	20.042	25.101	23.802	32.190	1'41.135	272,7	15:20'58.093	3	20.146	25.517	23.451	32.012	1'41.126	276,2	15:20'58.155
4	19.770	25.154	23.633	31.915	1'40.472	271,4	15:22'38.565	4	19.878	25.297	23.585	31.836	1'40.596	274,8	15:22'38.751
5	19.812	25.094	23.583	31.983	1'40.472	274,1	15:24'19.037	5	19.878	25.388	23.649	32.003	1'40.918	274,1	15:24'19.669
6	19.728	25.096	23.599	32.014	1'40.437	277,6	15:25'59.474	6	19.955	25.360	23.802	32.165	1'41.282	270,7	15:26'00.951
7	20.057	25.145	23.475	32.116	1'40.793	273,4	15:27'40.267	7	19.813	25.309	23.689	32.014	1'40.825	269,3	15:27'41.776
8	19.849	25.092	23.448	32.119	1'40.508	276,2	15:29'20.775	8	19.964	25.477	23.737	32.140	1'41.318	268,7	15:29'23.094
9	19.909	25.093	23.496	32.864	1'41.362	269,3	15:31'02.137	9	19.898	25.544	23.697	32.547	1'41.686	268,7	15:31'04.780
10	19.989	25.083	23.505	32.188	1'40.765	272,7	15:32'42.902	10	20.129	25.567	23.791	32.391	1'41.878	266,7	15:32'46.658
11	19.997	25.159	23.647	32.091	1'40.894	268,7	15:34'23.796	11	20.232	25.629	23.741	32.444	1'42.046	264,1	15:34'28.704
12	19.849	25.167	23.467	32.285	1'40.768	267,3	15:36'04.564	12	19.932	25.682	23.660	32.503	1'41.777	266,0	15:36'10.481
13	19.823	25.201	23.438	32.352	1'40.814	265,4	15:37'45.378	13	20.027	25.560	23.706	32.477	1'41.770	264,1	15:37'52.251
14	19.838	25.145	23.506	32.235	1'40.724	263,4	15:39'26.102	14	19.979	25.589	23.678	32.364	1'41.610	262,8	15:39'33.861
15	19.889	25.285	23.566	32.295	1'41.035	266,7	15:41'07.137	15	20.039	25.575	23.723	32.540	1'41.877	264,1	15:41'15.738
16	19.726	25.089	23.461	32.290	1'40.566	267,3	15:42'47.703	16	19.976	25.544	23.785	32.496	1'41.801	264,1	15:42'57.539
17	19.790	25.085	23.480	32.271	1'40.626	268,0	15:44'28.329	17	20.118	25.602	23.836	32.623	1'42.179	263,4	15:44'39.718
18	19.817	25.156	23.470	32.531	1'40.974	265,4	15:46'09.303	18	19.945	25.600	23.876	32.660	1'42.081	264,1	15:46'21.799
Race Time 30'21.244								Race Time 30'33.740							

3° 28 G. VAN STRAALLEN [1'40.491]								RET 16 J. CLUZEL [1'40.629]							
Lap	Seg1	Seg2	Seg3	Seg4	Lap Time	km/h	Local Time	Lap	Seg1	Seg2	Seg3	Seg4	Lap Time	km/h	Local Time
1		25.663	23.563	32.022	1'46.100	170,1	15:17'34.159	1		25.339	23.528	32.462	1'45.900	171,2	15:17'33.959
2	20.492	25.389	23.428	31.838	1'41.147	259,6	15:19'15.306	2	20.571	25.244	23.490	32.018	1'41.323	260,2	15:19'15.282
3	20.035	25.245	23.536	31.840	1'40.656	266,7	15:20'55.962	3	20.429	25.177	23.509	32.006	1'41.121	265,4	15:20'56.403
4	20.147	25.227	23.460	31.829	1'40.663	268,0	15:22'36.625	4	20.164	25.080	23.392	32.208	1'40.844	267,3	15:22'37.247
5	20.078	25.150	23.601	31.830	1'40.659	269,3	15:24'17.284	5	20.001	25.103	23.463	32.062	1'40.629	268,0	15:24'17.876
6	20.250	25.292	23.584	31.840	1'40.966	264,1	15:25'58.250	6	20.056	25.266	23.536	32.018	1'40.876	268,7	15:25'58.752
7	19.974	25.304	23.427	32.060	1'40.765	264,7	15:27'39.015	7	20.006	25.184	23.481	32.138	1'40.809	268,0	15:27'39.561
8	20.065	25.178	23.347	31.901	1'40.491	261,5	15:29'19.506	8	19.956	25.149	23.612	32.070	1'40.787	267,3	15:29'20.348
9	19.928	25.200	23.301	44.863	1'53.292	267,3	15:31'12.798	9	20.037	25.143	23.486	32.868	1'41.534	272,0	15:31'01.882
10	20.164	25.520	23.888	32.467	1'42.039	267,3	15:32'54.837	10	51.410	27.389	24.361	33.795	2'16.955	268,0	15:33'18.837
11	19.978	25.338	23.689	32.250	1'41.255	260,2	15:34'36.092	11	20.776	25.773	24.482	33.260	1'44.291	255,9	15:35'03.128
12	19.965	25.321	23.642	32.315	1'41.243	263,4	15:36'17.335	12	20.394	25.586	23.909	32.819	1'42.708	254,1	15:36'45.836
13	19.981	25.596	23.721	32.267	1'41.565	268,0	15:37'58.900	13	20.371	25.783	23.867	42.596	1'52.617P	259,6	15:38'38.453
Race Time 30'38.730								Race Time 22'50.394							

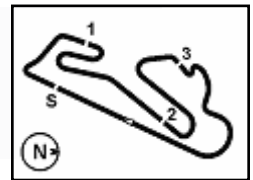
7° 61 C. ONCU [1'40.685]								
Lap	Seg1	Seg2	Seg3	Seg4	Lap Time	km/h	Local Time	
1			25.341	23.608	32.160	1'45.985	172,8	15:17'34.044
2	20.007	25.187	23.498	32.059	1'40.751	270,0	15:19'14.795	

21/05/2022 P = Pits In/Out - C = Lap Time Cancelled

These data/results cannot be reproduced, stored and/or transmitted in whole or in part by any manner of electronic, mechanical, photocopying, recording, broadcasting or otherwise now known or herein after developed without the previous express consent by the copyright owner, except for reproduction in daily press and regular printed publications on sale to the public within 60 days of the event related to those data/results and always provided that copyright symbol appears together as follows below.

© DORNA WSBK ORGANIZATION Srl 2022





Circuito Estoril 4.182 m

Estoril Round, 20-22 May 2022
Chronological Analysis Race 1

Start at 15:15'48.059

2 / 5

Lap	Seg1	Seg2	Seg3	Seg4	Lap Time	km/h	Local Time	Lap	Seg1	Seg2	Seg3	Seg4	Lap Time	km/h	Local Time
3	20.177	25.290	23.340	32.100	1'40.907	260,9	15:20'55.702	3	20.327	25.733	23.663	32.111	1'41.834	266,0	15:20'58.733
4	19.983	25.219	23.381	32.102	1'40.685	260,9	15:22'36.387	4	20.025	25.392	23.644	32.096	1'41.157	266,7	15:22'39.890
5	19.925	25.253	23.444	32.162	1'40.784	262,1	15:24'17.171	5	19.997	25.326	23.766	31.989	1'41.078	266,0	15:24'20.968
6	20.046	25.243	23.559	32.110	1'40.958	261,5	15:25'58.129	6	20.029	25.431	23.666	32.114	1'41.240	266,0	15:26'02.208
7	19.973	25.241	23.358	32.334	1'40.906	262,8	15:27'39.035	7	20.018	25.637	23.757	32.191	1'41.603	265,4	15:27'43.811
8	20.242	25.262	23.458	32.195	1'41.157	261,5	15:29'20.192	8	20.258	25.546	23.792	32.296	1'41.892	262,1	15:29'25.703
9	19.974	25.149	23.462	32.838	1'41.423	264,1	15:31'01.615	9	20.246	25.672	23.837	32.538	1'42.293	261,5	15:31'07.996
10	19.919	25.234	23.508	32.231	1'40.892	262,8	15:32'42.507	10	20.438	26.567	23.958	32.484	1'43.447	261,5	15:32'51.443
11	20.120	25.346	23.477	32.369	1'41.312	259,0	15:34'23.819	11	20.354	25.617	23.930	32.587	1'42.488	259,0	15:34'33.931
12	20.072	25.433	23.383	32.234	1'41.122	260,9	15:36'04.941	12	20.557	25.680	23.863	32.600	1'42.700	265,4	15:36'16.631
13	19.956	25.314	23.356	32.108	1'40.734	265,4	15:37'45.675	13	20.100	25.529	23.789	32.549	1'41.967	272,7	15:37'58.598
14	19.934	25.228	23.358	32.289	1'40.809	265,4	15:39'26.484	14	20.186	25.658	23.746	32.149	1'41.739	258,4	15:39'40.337
15	20.023	25.228	23.571	32.300	1'41.122	264,7	15:41'07.606	15	20.215	25.615	23.751	32.154	1'41.735	264,7	15:41'22.072
16	20.078	25.267	23.581	32.310	1'41.236	266,0	15:42'48.842	16	20.048	25.532	23.750	32.322	1'41.652	265,4	15:43'03.724
17	20.032	25.271	23.543	32.328	1'41.174	262,8	15:44'30.016	17	20.168	25.489	23.700	32.364	1'41.721	262,1	15:44'45.445
18	20.216	25.235	23.525	32.147	1'41.123	262,8	15:46'11.139	18	20.138	25.525	23.719	32.219	1'41.601	261,5	15:46'27.046

Race Time 30'23.080

Race Time 30'38.977

8° 64 F. CARICASULO [1'40.823]							
Lap	Seg1	Seg2	Seg3	Seg4	Lap Time	km/h	Local Time
1		25.706	24.068	31.877	1'46.703	177,9	15:17'34.762
2	20.155	25.434	23.701	32.096	1'41.386	277,6	15:19'16.148
3	20.264	25.232	23.685	31.867	1'41.048	264,1	15:20'57.196
4	20.023	25.236	23.687	31.997	1'40.943	271,4	15:22'38.139
5	19.884	25.264	23.632	32.055	1'40.835	272,0	15:24'18.974
6	20.037	25.280	23.797	32.036	1'41.150	270,7	15:26'00.124
7	20.071	25.180	23.579	31.993	1'40.823	269,3	15:27'40.947
8	20.013	25.415	23.573	31.996	1'40.997	268,0	15:29'21.944
9	19.991	25.221	23.658	32.225	1'41.095	268,7	15:31'03.039
10	19.967	25.334	23.647	32.012	1'40.960	270,7	15:32'43.999
11	20.080	25.253	23.637	32.114	1'41.084	268,0	15:34'25.083
12	20.037	25.330	23.570	32.068	1'41.005	267,3	15:36'06.088
13	20.010	25.223	23.642	32.063	1'40.938	267,3	15:37'47.026
14	19.947	25.266	23.615	32.066	1'40.894	266,7	15:39'27.920
15	20.078	25.251	23.723	32.164	1'41.216	266,7	15:41'09.136
16	20.046	25.356	23.610	32.213	1'41.225	266,7	15:42'50.361
17	20.118	25.293	23.781	32.197	1'41.389	265,4	15:44'31.750
18	20.174	25.445	23.967	32.513	1'42.099	265,4	15:46'13.849

Race Time 30'25.790

11° 3 R. DE ROSA [1'41.096]							
Lap	Seg1	Seg2	Seg3	Seg4	Lap Time	km/h	Local Time
1		26.523	24.164	32.158	1'49.401	190,8	15:17'37.460
2	20.554	25.598	23.898	32.304	1'42.354	278,4	15:19'19.814
3	20.341	25.405	26.432	32.446	1'44.624	271,4	15:21'04.438
4	20.004	25.489	23.860	32.071	1'41.424	271,4	15:22'45.862
5	20.487	25.652	23.840	32.009	1'41.988	272,7	15:24'27.850
6	19.957	25.367	23.817	32.155	1'41.296	274,1	15:26'09.146
7	19.974	25.278	23.715	32.129	1'41.096	266,7	15:27'50.242
8	19.994	25.293	23.673	32.301	1'41.261	262,1	15:29'31.503
9	19.991	25.317	26.042	32.116	1'43.466	267,3	15:31'14.969
10	20.174	25.492	23.624	32.133	1'41.423	269,3	15:32'56.392
11	20.108	25.320	23.866	32.144	1'41.438	266,0	15:34'37.830
12	20.034	25.369	23.766	39.829	1'48.998P	263,4	15:36'26.828
13	42.465	25.549	23.785	32.908	2'04.707P		15:38'31.535
14	20.604	25.450	23.905	32.742	1'42.701	255,3	15:40'14.236
15	20.455	25.812	23.887	32.531	1'42.685	256,5	15:41'56.921
16	20.381	25.420	23.809	32.497	1'42.107	258,4	15:43'39.028
17	20.365	25.510	23.939	33.362	1'43.176	258,4	15:45'22.204
18	20.388	25.473	23.841	32.485	1'42.187	260,2	15:47'04.391

Race Time 31'16.332

9° 94 A. VERDOIA [1'41.043]							
Lap	Seg1	Seg2	Seg3	Seg4	Lap Time	km/h	Local Time
1		26.218	23.811	32.554	1'48.571	167,2	15:17'36.630
2	20.339	25.485	23.633	32.137	1'41.594	272,0	15:19'18.224
3	20.210	25.548	23.618	32.245	1'41.621	273,4	15:20'59.845
4	20.002	25.466	23.572	32.155	1'41.195	269,3	15:22'41.040
5	20.041	25.345	23.504	32.153	1'41.043	269,3	15:24'22.083
6	20.074	25.488	23.579	32.312	1'41.453	266,7	15:26'03.536
7	20.279	25.565	23.673	32.332	1'41.849	267,3	15:27'45.385
8	20.062	25.461	23.689	32.283	1'41.495	266,7	15:29'26.880
9	20.157	25.459	23.976	32.591	1'42.183	271,4	15:31'09.063
10	20.077	25.887	23.648	32.790	1'42.402	268,7	15:32'51.465
11	20.641	25.690	23.848	32.476	1'42.655	258,4	15:34'34.120
12	20.106	25.693	23.865	32.700	1'42.364	272,0	15:36'16.484
13	20.486	25.674	23.729	32.550	1'42.439	257,8	15:37'58.923
14	20.376	25.613	23.696	32.366	1'42.051	260,9	15:39'40.974
15	20.113	25.528	23.682	32.869	1'42.192	262,1	15:41'23.166
16	20.249	25.461	23.689	32.109	1'41.508	262,1	15:43'04.674
17	19.993	25.389	23.547	32.340	1'41.269	272,0	15:44'45.943
18	20.149	25.433	23.632	32.193	1'41.407	263,4	15:46'27.350

Race Time 30'39.291

RET 66 N. TUULI [1'41.114]							
Lap	Seg1	Seg2	Seg3	Seg4	Lap Time	km/h	Local Time
1		25.847	23.910	32.290	1'47.917	176,2	15:17'35.976
2	20.404	25.389	23.799	32.232	1'41.824	273,4	15:19'17.800
3	20.146	25.248	23.729	32.099	1'41.222	265,4	15:20'59.022
4	20.098	25.206	23.649	32.161	1'41.114	269,3	15:22'40.136
5	20.160	25.243	23.954	32.227	1'41.584	268,0	15:24'21.720
6	20.134	25.274	23.674	32.397	1'41.479	264,7	15:26'03.199
7	20.067	25.289	23.874	32.366	1'41.596	268,7	15:27'44.795
8	20.156	25.438	23.747	32.265	1'41.606	263,4	15:29'26.401
9	20.208	25.338	23.884	32.216	1'41.646	265,4	15:31'08.047

Race Time 15'19.988

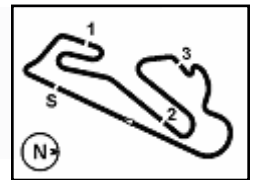
13° 17 K. SMITH [1'41.157]							
Lap	Seg1	Seg2	Seg3	Seg4	Lap Time	km/h	Local Time
1		26.331	24.143	32.347	1'49.265	186,2	15:17'37.324
2	20.557	25.434	23.943	32.435	1'42.369	272,7	15:19'19.693
3	20.137	25.273	23.622	32.125	1'41.157	270,0	15:21'00.850
4	20.155	25.566	23.691	32.435	1'41.847	271,4	15:22'42.697
5	20.329	25.344	23.549	32.180	1'41.402	265,4	15:24'24.099
6	20.261	25.547	23.555	32.268	1'41.631	269,3	15:26'05.730
7	20.059	25.298	23.548	32.287	1'41.192	262,8	15:27'46.922
8	20.257	25.365	23.637	32.390	1'41.649	260,9	15:29'28.571
9	20.183	25.294	23.665	32.210	1'41.352	260,9	15:31'09.923
10	20.243	25.331	23.747	32.247	1'41.568	263,4	15:32'51.491
11	20.471	25.660	23.904	32.418	1'42.453	263,4	15:34'33.944

10° 99 A. HUERTAS [1'41.078]							
Lap	Seg1	Seg2	Seg3	Seg4	Lap Time	km/h	Local Time
1		25.783	23.934	32.283	1'47.474	184,3	15:17'35.533
2	19.999	25.558	23.726	32.083	1'41.366	271,4	15:19'16.899

21/05/2022

P = Pits In/Out - C = Lap Time Cancelled

These data/results cannot be reproduced, stored and/or transmitted in whole or in part by any manner of electronic, mechanical, photocopying, recording, broadcasting or otherwise now known or herein after developed without the previous express consent by the copyright owner, except for reproduction in daily press and regular printed publications on sale to the public within 60



Circuito Estoril 4.182 m

Estoril Round, 20-22 May 2022
Chronological Analysis Race 1

Start at 15:15:48.059

3 / 5

12	20.354	25.608	23.545	33.889	1'43.396	260,9	15:36'17.340	12	20.086	25.666	23.727	33.183	1'42.662	264,7	15:36'16.541
13	20.286	25.495	23.893	32.267	1'41.941	263,4	15:37'59.281	13	20.554	25.723	24.044	32.281	1'42.602	254,7	15:37'59.143
14	20.464	25.462	23.766	32.196	1'41.888	271,4	15:39'41.169	14	20.359	25.532	23.817	32.299	1'42.007	270,0	15:39'41.150
15	20.333	25.416	23.507	32.455	1'41.711	261,5	15:41'22.880	15	20.160	25.442	23.993	32.407	1'42.002	269,3	15:41'23.152
16	20.142	25.363	23.618	32.513	1'41.636	260,2	15:43'04.516	16	20.046	25.424	23.631	32.329	1'41.430	266,0	15:43'04.582
17	20.449	25.451	23.723	32.229	1'41.852	259,6	15:44'46.368	17	20.228	25.395	23.600	32.351	1'41.574	267,3	15:44'46.156
18	20.293	25.427	23.853	32.476	1'42.049	266,7	15:46'28.417	18	20.093	25.437	23.617	32.367	1'41.514	268,0	15:46'27.670
Race Time 30'40.358								Race Time 30'39.611							

14° 71 T. EDWARDS [1'41.200]								17° 32 O. BAYLISS [1'41.438]								
Lap	Seg.1	Seg.2	Seg.3	Seg.4	Lap Time	km/h	Local Time	Lap	Seg.1	Seg.2	Seg.3	Seg.4	Lap Time	km/h	Local Time	
1		26.528	24.238	32.513	1'50.297	189,8	15:17'38.356	1		26.173	24.322	32.331	32.331	1'49.090	186,5	15:17'37.149
2	20.293	25.501	23.863	32.437	1'42.094	271,4	15:19'20.450	2	20.174	25.608	24.032	32.199	1'42.013	272,7	15:19'19.162	
3	20.275	25.326	23.801	46.671	1'56.073	272,0	15:21'16.523	3	20.050	25.495	23.851	32.091	1'41.487	271,4	15:21'00.649	
4	20.182	25.569	23.642	32.774	1'42.167	266,0	15:22'58.690	4	20.173	25.399	23.952	32.687	1'42.211	271,4	15:22'42.860	
5	20.358	25.644	23.824	32.581	1'42.407	263,4	15:24'41.097	5	20.273	25.819	23.962	32.215	1'42.269	273,4	15:24'25.129	
6	20.168	25.531	23.946	32.666	1'42.311	262,1	15:26'23.408	6	20.128	25.505	23.865	32.206	1'41.704	268,7	15:26'06.833	
7	20.087	25.478	23.815	32.584	1'41.964	262,8	15:28'05.372	7	19.963	25.438	23.899	32.153	1'41.453	270,7	15:27'48.286	
8	20.107	25.409	23.543	32.490	1'41.549	260,9	15:29'46.921	8	20.069	25.528	23.996	32.431	1'42.024	270,7	15:29'30.310	
9	20.325	25.508	23.560	32.394	1'41.787	263,4	15:31'28.708	9	20.236	25.536	23.976	32.488	1'42.236	267,3	15:31'12.546	
10	20.281	25.436	23.553	32.658	1'41.928	263,4	15:33'10.636	10	20.233	25.569	23.963	32.593	1'42.358	266,7	15:32'54.904	
11	20.533	25.338	23.553	32.429	1'41.853	262,1	15:34'52.489	11	20.269	25.550	23.927	32.194	1'41.940	260,2	15:34'36.844	
12	20.145	25.468	23.503	32.238	1'41.354	263,4	15:36'33.843	12	20.036	25.740	23.856	32.246	1'41.878	270,0	15:36'18.722	
13	20.139	25.279	23.716	32.420	1'41.554	266,0	15:38'15.397	13	19.953	25.493	23.927	32.065	1'41.438	268,0	15:38'00.160	
14	20.286	25.435	23.574	32.387	1'41.682	268,0	15:39'57.079	14	20.133	25.478	23.884	32.224	1'41.719	267,3	15:39'41.879	
15	20.111	25.235	23.518	32.336	1'41.200	268,0	15:41'38.271	15	19.982	25.460	23.806	33.041	1'42.289	267,3	15:41'24.168	
16	20.343	25.331	23.512	32.535	1'41.721	262,1	15:43'20.000	16	20.078	25.450	23.818	32.355	1'41.701	267,3	15:43'05.869	
17	20.249	25.448	23.738	32.924	1'42.359	259,6	15:45'02.359	17	20.092	25.509	23.959	32.311	1'41.871	268,0	15:44'47.740	
18	20.521	25.547	23.754	32.785	1'42.607	261,5	15:46'44.966	18	20.216	25.565	24.137	32.683	1'42.601	267,3	15:46'30.341	
Race Time 30'56.907								Race Time 30'42.282								

15° 54 B. SOFUOGLU [1'41.241]								18° 25 M. BRENNER [1'41.520]								
Lap	Seg.1	Seg.2	Seg.3	Seg.4	Lap Time	km/h	Local Time	Lap	Seg.1	Seg.2	Seg.3	Seg.4	Lap Time	km/h	Local Time	
1		26.796	24.341	32.413	1'50.490	198,2	15:17'38.549	1		26.178	24.060	32.269	32.269	1'48.634	184,9	15:17'36.693
2	20.318	25.551	23.913	32.503	1'42.285	274,8	15:19'20.834	2	20.452	25.532	23.717	32.304	1'42.005	270,0	15:19'18.698	
3	20.427	25.582	23.953	32.347	1'42.309	269,3	15:21'03.143	3	20.281	25.343	23.730	32.166	1'41.520	267,3	15:21'00.218	
4	20.586	25.504	24.289	32.308	1'42.687	271,4	15:22'45.830	4	20.024	25.478	23.805	32.352	1'41.659	268,7	15:22'41.877	
5	20.355	25.493	24.923	32.307	1'43.078		15:24'28.908	5	20.292	25.556	23.734	32.453	1'42.035	268,0	15:24'23.912	
6	20.154	25.480	23.939	32.162	1'41.735	274,1	15:26'10.643	6	20.345	25.520	24.015	32.358	1'42.238	263,4	15:26'06.150	
7	20.234	25.432	23.791	32.295	1'41.752	274,8	15:27'52.395	7	20.197	25.380	23.622	32.459	1'41.658	265,4	15:27'47.808	
8	20.074	25.486	23.938	32.250	1'41.748	269,3	15:29'34.143	8	20.694	26.754	23.719	32.530	1'43.697	262,1	15:29'31.505	
9	20.034	25.392	24.093	32.115	1'41.634	272,7	15:31'15.777	9	20.414	25.367	23.952	32.494	1'42.227	260,9	15:31'13.732	
10	20.272	25.313	23.884	32.320	1'41.789	274,8	15:32'57.566	10	20.429	25.608	23.667	32.507	1'42.211	263,4	15:32'55.943	
11	20.232	25.222	23.684	32.103	1'41.241	267,3	15:34'38.807	11	20.324	25.456	23.758	32.361	1'41.899	260,9	15:34'37.842	
12	20.053	25.231	23.800	32.267	1'41.351	275,5	15:36'20.158	12	20.422	25.458	23.692	32.413	1'41.985	253,5	15:36'19.827	
13	20.169	25.314	23.983	32.583	1'42.049	269,3	15:38'02.207	13	20.262	25.404	23.745	36.127	1'45.538	262,1	15:38'05.365	
14	20.344	25.479	24.009	32.945	1'42.777	262,8	15:39'44.984	14	20.207	25.487	23.764	32.675	1'42.133	259,0	15:39'47.498	
15	20.294	25.566	24.105	32.867	1'42.832	260,9	15:41'27.816	15	20.258	25.416	23.806	32.505	1'41.985	260,2	15:41'29.483	
16	20.355	25.644	24.110	32.364	1'42.473	260,2	15:43'10.289	16	20.279	25.506	23.856	32.415	1'42.056	261,5	15:43'11.539	
17	20.363	25.428	24.246	1'01.843	2'11.880	261,5	15:45'22.169	17	20.304	25.472	23.768	32.523	1'42.067	262,1	15:44'53.606	
18	20.775	25.636	24.664	33.300	1'44.375	257,8	15:47'06.544	18	20.314	25.414	23.939	32.598	1'42.265	264,7	15:46'35.871	
Race Time 31'18.485								Race Time 30'47.812								

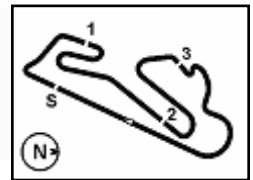
16° 50 O. VOSTATEK [1'41.276]								19° 24 L. TACCINI [1'41.635]								
Lap	Seg.1	Seg.2	Seg.3	Seg.4	Lap Time	km/h	Local Time	Lap	Seg.1	Seg.2	Seg.3	Seg.4	Lap Time	km/h	Local Time	
1		25.709	23.928	32.454	1'47.411	180,9	15:17'35.470	1		26.630	24.289	32.398	32.398	1'49.971	192,2	15:17'38.030
2	20.234	25.501	24.160	32.419	1'42.314	261,5	15:19'17.784	2	20.330	25.499	23.955	32.309	1'42.093	272,7	15:19'20.123	
3	20.303	25.386	23.619	32.373	1'41.681	268,0	15:20'59.465	3	20.374	25.314	24.260	32.728	1'42.676	272,7	15:21'02.799	
4	20.158	25.361	23.633	32.396	1'41.548	268,0	15:22'41.013	4	20.602	25.642	23.897	33.721	1'43.862	266,7	15:22'46.661	
5	20.192	25.349	23.626	32.183	1'41.350	267,3	15:24'22.363	5	20.094	25.562	23.983	32.416	1'42.055	273,4	15:24'28.716	
6	20.040	25.357	23.693	32.186	1'41.276	268,7	15:26'03.639	6	20.170	25.481	23.777	32.232	1'41.660	270,7	15:26'10.376	
7	20.027	25.360	23.677	32.354	1'41.418	274,8	15:27'45.057	7	20.185	25.438	23.808	32.277	1'41.708	269,3	15:27'52.084	
8	20.085	25.430	23.711	32.435	1'41.661	268,0	15:29'26.718	8	20.106	25.540	23.889	32.350	1'41.885	268,0	15:29'33.969	
9	20.071	25.450	24.026	32.427	1'41.974	270,0	15:31'08.692	9	20.020	25.524	23.857	32.234	1'41.635	269,3	15:31'15.604	
10	20.200	25.794	23.840	32.871	1'42.705	268,7	15:32'51.397	10	20.227	25.502	24.165	32.110	1'42.004	271,4	15:32'57.608	
11	20.218	25.703	23.863	32.698	1'42.482	261,5	15:34'33.879	11	20.323	25.521	23.785	32.180	1'41.809	272,0	15:34'39.417	

21/05/2022 P = Pits In/Out - C = Lap Time Cancelled

These data/results cannot be reproduced, stored and/or transmitted in whole or in part by any manner of electronic, mechanical, photocopying, recording, broadcasting or otherwise now known or herein after developed without the previous express consent by the copyright owner, except for reproduction in daily press and regular printed publications on sale to the public within 60 days of the event related to those data/results and always provided that copyright symbol appears together as follows below.

© DORNA WSBK ORGANIZATION Srl 2022





Circuito Estoril 4.182 m

Estoril Round, 20-22 May 2022
Chronological Analysis Race 1

Start at 15:15:48.059

4 / 5

12	20.090	25.617	23.813	32.231	1'41.751	271,4	15:36'21.168	4	20.334	25.789	24.131	32.464	1'42.718	264,1	15:22'51.617
13	20.361	26.235	23.834	32.340	1'42.770	276,2	15:38'03.938	5	20.503	25.851	23.996	33.303	1'43.653	270,0	15:24'35.270
14	20.263	25.732	23.904	32.222	1'42.121	269,3	15:39'46.059	6	20.271	25.806	23.916	32.694	1'42.687	266,0	15:26'17.957
15	20.396	25.627	23.832	32.250	1'42.105	267,3	15:41'28.164	7	20.349	25.676	23.923	32.539	1'42.487	262,8	15:28'00.444
16	20.260	25.518	24.179	32.166	1'42.123	274,1	15:43'10.287	8	20.297	25.666	23.955	32.509	1'42.427	262,8	15:29'42.871
17	20.156	25.589	24.539	32.665	1'42.949	269,3	15:44'53.236	9	20.240	25.765	23.980	32.492	1'42.477	266,0	15:31'25.348
18	20.320	25.532	24.070	32.637	1'42.559	266,7	15:46'35.795	10	20.364	25.676	23.950	32.527	1'42.517	266,0	15:33'07.865

Race Time 30'47.736

RET 38 H. SOOMER [1'41.667]

Lap	Seg1	Seg2	Seg3	Seg4	Lap Time	km/h	Local Time
1		26.356	23.959	32.489	1'48.404	183,4	15:17'36.463
2	20.220	25.364	23.810	32.280	1'41.674	268,0	15:19'18.137
3	20.081	25.476	23.786	32.350	1'41.693	271,4	15:20'59.830
4	20.133	25.458	23.796	32.280	1'41.667	266,7	15:22'41.497

Race Time 6'53.438

21° 9 S. JESPERSEN [1'41.705]

Lap	Seg1	Seg2	Seg3	Seg4	Lap Time	km/h	Local Time
1		26.739	24.512	32.463	1'50.969	196,0	15:17'39.028
2	20.244	25.545	23.915	32.236	1'41.940	276,2	15:19'20.968
3	20.197	25.501	23.845	32.369	1'41.912	276,9	15:21'02.880
4	20.305	25.504	23.898	32.531	1'42.238	274,8	15:22'45.118
5	20.272	25.747	23.803	32.263	1'42.085	266,7	15:24'27.203
6	20.213	25.513	23.812	32.377	1'41.915	265,4	15:26'09.118
7	20.317	25.565	23.835	32.230	1'41.947	264,7	15:27'51.065
8	20.118	25.505	23.743	32.656	1'42.022	266,7	15:29'33.087
9	20.175	25.483	23.794	32.389	1'41.841	267,3	15:31'14.928
10	20.422	25.558	23.782	32.299	1'42.061	267,3	15:32'56.989
11	20.074	25.478	23.686	32.467	1'41.705	269,3	15:34'38.694
12	20.499	25.595	23.844	32.380	1'42.318	269,3	15:36'21.012
13	20.580	26.015	23.773	32.453	1'42.821	268,0	15:38'03.833
14	20.224	25.502	23.957	32.506	1'42.189	265,4	15:39'46.022
15	20.288	25.470	23.809	32.408	1'41.975	262,8	15:41'27.997
16	20.004	25.515	23.901	32.497	1'41.917	274,1	15:43'09.914
17	20.260	25.575	23.976	32.687	1'42.498	262,1	15:44'52.412
18	20.280	25.701	23.930	32.672	1'42.583	261,5	15:46'34.995

Race Time 30'46.936

24° 56 P. SEBESTYEN [1'42.198]

Lap	Seg1	Seg2	Seg3	Seg4	Lap Time	km/h	Local Time
1		26.361	1'08.746	33.390	2'34.906	184,3	15:18'22.965
2	20.645	25.760	24.131	32.827	1'43.363	260,2	15:20'06.328
3	20.391	25.661	23.932	32.788	1'42.772	259,6	15:21'49.100
4	20.224	25.589	23.939	32.814	1'42.566	260,9	15:23'31.666
5	20.292	25.719	24.086	32.731	1'42.828	259,6	15:25'14.494
6	20.300	25.541	23.901	32.753	1'42.495	260,9	15:26'56.989
7	20.137	25.546	23.861	32.694	1'42.238	258,4	15:28'39.227
8	20.290	25.672	24.227	33.488	1'43.677	260,2	15:30'22.904
9	20.185	25.595	23.881	32.765	1'42.426	262,1	15:32'05.330
10	20.278	25.826	24.111	32.785	1'43.000	256,5	15:33'48.330
11	20.141	25.758	23.942	32.748	1'42.589	260,2	15:35'30.919
12	20.316	26.340	23.980	32.824	1'43.460	259,6	15:37'14.379
13	20.448	25.635	24.024	32.766	1'42.873	257,1	15:38'57.252
14	20.243	25.576	23.965	32.670	1'42.454	259,0	15:40'39.706
15	20.017	25.554	23.859	32.768	1'42.198	260,2	15:42'21.904
16	20.075	25.595	23.832	32.976	1'42.478	259,6	15:44'04.382
17	20.362	25.711	24.033	33.144	1'43.250	259,6	15:45'47.632
18	20.155	25.742	24.219	33.066	1'43.182	259,6	15:47'30.814

Race Time 31'42.755

22° 10 U. ORRADRE [1'41.889]

Lap	Seg1	Seg2	Seg3	Seg4	Lap Time	km/h	Local Time
1		26.476	24.144	32.526	1'49.123	182,1	15:17'37.182
2	20.546	25.487	23.964	32.463	1'42.460	271,4	15:19'19.642
3	20.336	25.311	24.468	33.007	1'43.122	268,0	15:21'02.764
4	20.547	25.576	23.882	32.567	1'42.572	265,4	15:22'45.336
5	20.191	25.868	23.929	32.416	1'42.404	268,7	15:24'27.740
6	21.032	25.441	23.618	32.566	1'42.657	267,3	15:26'10.397
7	20.381	25.880	23.773	32.500	1'42.534	268,0	15:27'52.931
8	20.162	25.516	25.047	32.858	1'43.583	267,3	15:29'36.514
9	20.200	25.600	23.611	32.689	1'42.100	264,7	15:31'18.614
10	20.508	25.591	23.636	32.614	1'42.349	264,7	15:33'00.963
11	20.239	25.459	23.694	32.735	1'42.127	262,8	15:34'43.090
12	20.184	25.482	23.525	32.698	1'41.889	262,1	15:36'24.979
13	20.177	25.388	23.608	32.724	1'41.897	262,8	15:38'06.876
14	20.213	25.486	23.822	32.849	1'42.370	265,4	15:39'49.246
15	20.335	25.543	23.799	32.764	1'42.441	264,1	15:41'31.687
16	20.188	25.458	23.689	32.816	1'42.151	263,4	15:43'13.838
17	20.254	25.487	23.823	32.954	1'42.518	263,4	15:44'56.356
18	20.696	25.661	23.959	32.883	1'43.199	263,4	15:46'39.555

Race Time 30'51.496

25° 13 L. OTTAVIANI [1'42.217]

Lap	Seg1	Seg2	Seg3	Seg4	Lap Time	km/h	Local Time
1		26.908	26.737	32.324	1'53.518	191,2	15:17'41.577
2	20.173	25.528	23.834	32.682	1'42.217	266,7	15:19'23.794
3	20.131	25.609	24.173	32.436	1'42.349	266,7	15:21'06.143
4	20.258	25.555	26.802	32.501	1'45.116	272,0	15:22'51.259
5	20.412	25.646	24.097	32.456	1'42.611	266,0	15:24'33.870
6	20.282	25.778	23.943	32.440	1'42.443	265,4	15:26'16.313
7	20.311	25.663	24.553	32.507	1'43.034	265,4	15:27'59.347
8	20.338	25.652	24.050	32.576	1'42.616	262,8	15:29'41.963
9	20.308	25.557	23.936	32.461	1'42.262	265,4	15:31'24.225
10	20.415	25.665	24.098	33.055	1'43.233	266,7	15:33'07.458
11	20.319	25.645	23.975	32.733	1'42.672	263,4	15:34'50.130
12	20.504	25.667	23.997	32.520	1'42.688	264,7	15:36'32.818
13	20.329	25.628	24.111	32.886	1'42.954	265,4	15:38'15.772
14	20.319	25.717	24.851	32.633	1'43.520	268,0	15:39'59.292
15	20.417	25.720	24.054	32.651	1'42.842	263,4	15:41'42.134
16	20.459	25.809	24.126	32.766	1'43.160	264,1	15:43'25.294
17	20.524	25.904	24.257	33.001	1'43.686	260,2	15:45'08.980
18	20.561	25.789	24.297	32.777	1'43.424	262,8	15:46'52.404

Race Time 31'04.345

23° 22 F. FULIGNI [1'42.001]

Lap	Seg1	Seg2	Seg3	Seg4	Lap Time	km/h	Local Time
1		27.279	24.598	32.878	1'52.496	196,0	15:17'40.555
2	20.351	25.970	24.125	33.563	1'44.009	270,7	15:19'24.564
3	20.408	25.817	25.324	32.786	1'44.335	264,7	15:21'08.899

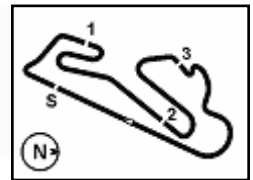
RET 73 M. KOFLER [1'42.230]

Lap	Seg1	Seg2	Seg3	Seg4	Lap Time	km/h	Local Time
1		26.943	24.593	32.584	1'50.946	194,2	15:17'39.005
2	20.484	25.705	23.988	32.545	1'42.722	274,1	15:19'21.727
3	20.515	25.539	24.072	32.552	1'42.678	270,7	15:21'04.405

21/05/2022 P = Pits In/Out - C = Lap Time Cancelled

These data/results cannot be reproduced, stored and/or transmitted in whole or in part by any manner of electronic, mechanical, photocopying, recording, broadcasting or otherwise now known or herein after developed without the previous express consent by the copyright owner, except for reproduction in daily press and regular printed publications on sale to the public within 60 days of the event related to those data/results and always provided that copyright symbol appears together as follows below.

© DORNA WSBK ORGANIZATION Srl 2022



Circuito Estoril 4.182 m

Estoril Round, 20-22 May 2022
Chronological Analysis Race 1

Start at 15:15:48.059

5 / 5

4	20.402	25.401	23.946	32.481	1'42.230	269,3	15:22'46.635	15	20.217	25.701	24.002	32.729	1'42.649	263,4	15:41'39.142
5	20.330	25.859	24.035	32.359	1'42.583	270,7	15:24'29.218	16	20.292	25.720	23.970	32.697	1'42.679	264,1	15:43'21.821
6	20.353	25.646	23.895	34.258	1'44.152	274,8	15:26'13.370	17	20.289	25.620	24.097	32.714	1'42.720	263,4	15:45'04.541
7	20.368	25.808	24.156	33.083	1'43.415	267,3	15:27'56.785	18	20.483	25.591	23.921	32.594	1'42.589	264,7	15:46'47.130
8	20.742	25.750	24.120	32.688	1'43.300	264,1	15:29'40.085	Race Time 30'59.071							
9	20.337	25.776	24.142	32.694	1'42.949	272,0	15:31'23.034	30° 6 J. BUIS [1'42.821]							
10	20.628	25.811	24.010	32.724	1'43.173	273,4	15:33'06.207	Lap	Seg1	Seg2	Seg3	Seg4	Lap Time	km/h	Local Time
11	20.346	25.730	23.979	32.764	1'42.819	267,3	15:34'49.026	1		26.873	24.672	32.629	1'52.062	196,4	15:17'40.121
12	20.374	25.773	23.946	32.728	1'42.821	270,7	15:36'31.847	2	20.366	25.751	24.140	32.564	1'42.821	274,1	15:19'22.942
13	20.407	25.822	24.019	32.859	1'43.107	267,3	15:38'14.954	3	20.356	25.905	24.361	32.595	1'43.217	270,0	15:21'06.159
14	20.600	26.206	25.783	41.663	1'54.252P	264,1	15:40'09.206	4	20.696	25.723	24.188	33.023	1'43.630	269,3	15:22'49.789
Race Time 24'21.147								5	20.427	26.018	24.639	32.958	1'44.042	266,7	15:24'33.831
Race Time 24'21.147								6	20.624	25.799	26.985	34.379	2'17.787	266,7	15:26'51.618
Race Time 24'21.147								7	20.915	26.549	24.560	33.542	1'45.566	257,8	15:28'37.184
Race Time 24'21.147								8	20.983	26.390	24.683	33.647	1'45.703	257,8	15:30'22.887
Race Time 24'21.147								9	20.727	25.968	24.257	33.126	1'44.078	259,0	15:32'06.965
Race Time 24'21.147								10	20.948	26.396	25.154	33.627	1'46.125	260,9	15:33'53.090
Race Time 24'21.147								11	20.999	26.228	24.485	33.564	1'45.276	255,9	15:35'38.366
Race Time 24'21.147								12	20.765	26.254	24.643	33.384	1'45.046	260,2	15:37'23.412
Race Time 24'21.147								13	20.891	26.386	24.803	33.388	1'45.468	259,0	15:39'08.880
Race Time 24'21.147								14	20.831	26.143	24.525	33.435	1'44.934	257,8	15:40'53.814
Race Time 24'21.147								15	20.767	27.290	24.506	33.205	1'45.768	259,6	15:42'39.582
Race Time 24'21.147								16	20.701	26.358	24.305	33.059	1'44.423	260,2	15:44'24.005
Race Time 24'21.147								17	20.670	26.971	31.079	33.249	1'51.969	259,0	15:46'15.974
Race Time 24'21.147								Race Time 30'27.915							

27° 36 S. KRÖZE [1'42.341]							
Lap	Seg1	Seg2	Seg3	Seg4	Lap Time	km/h	Local Time
1		27.078	24.788	32.509	1'51.220	193,5	15:17'39.279
2	20.410	25.760	23.815	32.522	1'42.507	272,7	15:19'21.786
3	20.229	25.645	24.494	32.612	1'42.980	272,7	15:21'04.766
4	20.395	25.637	23.888	32.452	1'42.372	270,7	15:22'47.138
5	20.310	25.934	23.862	32.422	1'42.528	271,4	15:24'29.666
6	20.335	25.687	23.896	32.494	1'42.412	269,3	15:26'12.078
7	20.256	25.631	23.887	32.567	1'42.341	265,4	15:27'54.419
8	20.368	25.637	23.943	32.623	1'42.571	261,5	15:29'36.990
9	20.497	25.681	23.859	32.745	1'42.782	264,7	15:31'19.772
10	20.350	25.730	23.889	32.786	1'42.755	262,8	15:33'02.527
11	20.559	26.049	23.988	32.750	1'43.346	258,4	15:34'45.873
12	20.433	25.899	24.099	32.916	1'43.347	258,4	15:36'29.220
13	20.487	25.743	24.089	32.813	1'43.132	257,1	15:38'12.352
14	20.404	25.776	24.052	32.786	1'43.018	257,8	15:39'55.370
15	20.402	25.656	23.985	32.845	1'42.888	257,8	15:41'38.258
16	20.559	25.704	23.872	32.667	1'42.802	256,5	15:43'21.060
17	20.367	25.682	23.942	32.829	1'42.820	257,8	15:45'03.880
18	20.349	25.632	23.915	32.700	1'42.596	259,6	15:46'46.476
Race Time 30'58.417							

RET 21 B. CURRIE [1'42.428]							
Lap	Seg1	Seg2	Seg3	Seg4	Lap Time	km/h	Local Time
1		26.649	24.666	32.681	1'51.563	194,9	15:17'39.622
2	20.343	26.036	23.931	32.440	1'42.750	272,0	15:19'22.372
3	20.254	25.876	24.054	32.460	1'42.644	268,0	15:21'05.016
4	20.349	25.880	24.053	32.527	1'42.809	274,1	15:22'47.825
5	20.613	26.012	24.478	32.721	1'43.824	265,4	15:24'31.649
6	20.378	25.785	23.924	32.631	1'42.718	266,7	15:26'14.367
7	20.336	25.862	24.037	32.674	1'42.909	265,4	15:27'57.276
8	20.573	26.015	24.134	32.636	1'43.358	266,0	15:29'40.634
9	20.188	25.981	23.917	32.342	1'42.428	268,0	15:31'23.062
10	20.810	26.124	24.105	38.818	1'49.857	270,7	15:33'12.919
11	22.793	27.971	26.149	42.039	1'58.952P	201,1	15:35'11.871
Race Time 19'23.812							

29° 12 F. FULIGNI [1'42.497]							
Lap	Seg1	Seg2	Seg3	Seg4	Lap Time	km/h	Local Time
1		27.139	24.588	32.853	1'52.006	198,2	15:17'40.065
2	20.619	25.909	24.098	32.556	1'43.182	268,7	15:19'23.247
3	20.291	25.775	24.001	32.645	1'42.712	269,3	15:21'05.959
4	20.205	25.610	23.932	32.827	1'42.574	268,0	15:22'48.533
5	20.246	25.903	24.085	32.774	1'43.008	266,7	15:24'31.541
6	20.253	25.707	23.965	32.687	1'42.612	266,0	15:26'14.153
7	20.117	25.649	24.009	32.935	1'42.710	269,3	15:27'56.863
8	20.430	25.721	24.009	32.905	1'43.065	268,0	15:29'39.928
9	20.212	25.694	24.057	32.971	1'42.934	263,4	15:31'22.862
10	20.470	25.678	23.879	32.846	1'42.873	264,1	15:33'05.735
11	20.370	25.642	24.075	32.911	1'42.998	261,5	15:34'48.733
12	20.214	25.687	23.954	32.642	1'42.497	262,1	15:36'31.230
13	20.307	25.664	23.882	32.775	1'42.628	262,1	15:38'13.858
14	20.188	25.856	23.913	32.678	1'42.635	262,8	15:39'56.493

21/05/2022

P = Pits In/Out - C = Lap Time Cancelled

These data/results cannot be reproduced, stored and/or transmitted in whole or in part by any manner of electronic, mechanical, photocopying, recording, broadcasting or otherwise now known or herein after developed without the previous express consent by the copyright owner, except for reproduction in daily press and regular printed publications on sale to the public within 60 days of the event related to those data/results and always provided that copyright symbol appears together as follows below.

© DORNA WSBK ORGANIZATION Srl 2022