

## Estoril Round, 20-22 May 2022 Results Race 2

Laps 18 = 75,276 Km - Time of Race 30'52.488 - Avg. 146,286 km/h

1 / 2

Pos	Grid	No. Rider	Nat	Team	Bike	Class	LL	Gap	Rel.	Fastest Lap	Speed	Qualifying	Speed
1	1	<b>77 D. AEGERTER</b>	SUI	Ten Kate Racing Yamaha	Yamaha YZF R6		18			1'41.072	278,4	1'39.046	268,7
2	17	<b>17 K. SMITH</b>	GBR	VFT Racing	Yamaha YZF R6		18	<b>2.344</b>	2.344	1'41.740	282,7	1'41.166	264,1
3	4	<b>7 L. BALDASSARRI</b>	ITA	Evan Bros.WorldSSP Yamaha Team	Yamaha YZF R6		18	<b>3.762</b>	1.418	1'41.622	282,7	1'40.106	275,5
4	10	<b>55 Y. MONTELLA</b>	ITA	Kawasaki Puccetti Racing	Kawasaki ZX-6R		18	<b>3.867</b>	0.105	1'41.915	285,0	1'40.694	272,0
5	7	<b>61 C. ONCU</b>	TUR	Kawasaki Puccetti Racing	Kawasaki ZX-6R		18	<b>4.657</b>	0.790	1'41.568	276,9	1'40.453	274,1
6	15	<b>32 O. BAYLISS</b>	AUS	BARNI Spark Racing Team	Ducati Panigale V2		18	<b>4.704</b>	0.047	1'41.865	276,2	1'41.132	274,8
7	14	<b>99 A. HUERTAS</b>	ESP	MTM Kawasaki	Kawasaki ZX-6R		18	<b>6.218</b>	1.514	1'41.767	280,5	1'41.074	276,2
8	3	<b>28 G. VAN STRAALEN</b>	NED	EAB Racing Team	Yamaha YZF R6		18	<b>8.562</b>	2.344	1'41.305	276,2	1'39.952	268,7
9	18	<b>71 T. EDWARDS</b>	AUS	Yart - Yamaha WorldSSP	Yamaha YZF R6		18	<b>17.876</b>	9.314	1'42.093	277,6	1'41.350	268,0
10	11	<b>50 O. VOSTATEK</b>	CZE	MS Racing Yamaha WorldSSP	Yamaha YZF R6		18	<b>17.895</b>	0.019	1'41.906	274,8	1'40.779	273,4
11	21	<b>13 L. OTTAVIANI</b>	ITA	Altogo Racing Team	Yamaha YZF R6		18	<b>18.818</b>	0.923	1'42.482	279,8	1'41.745	267,3
12	12	<b>38 H. SOOMER</b>	EST	Dynavolt Triumph	Triumph Street Triple RS		18	<b>20.252</b>	1.434	1'42.288	272,0	1'40.957	269,3
13	13	<b>56 P. SEBESTYEN</b>	HUN	Evan Bros.WorldSSP Yamaha Team	Yamaha YZF R6		18	<b>26.613</b>	6.361	1'42.046	271,4	1'40.967	268,7
14	24	<b>54 B. SOFUOGLU</b>	TUR	MV Agusta Reparto Corse	MV Agusta F3 800 RR	*	18	<b>32.668</b>	6.055	1'42.802	276,9	1'41.875	269,3
15	27	<b>21 B. CURRIE</b>	AUS	Motozoo Racing by Puccetti	Kawasaki ZX-6R		18	<b>44.988</b>	12.320	1'43.787	283,5	1'42.162	272,0
16	20	<b>73 M. KOFLER</b>	AUT	CM Racing	Ducati Panigale V2		18	<b>45.087</b>	0.099	1'44.271	274,1	1'41.735	273,4
17	28	<b>6 J. BUIS</b>	NED	Motozoo Racing by Puccetti	Kawasaki ZX-6R	*	18	<b>1'32.069</b>	46.982	1'45.811	275,5	1'42.980	273,4
18	16	<b>25 M. BRENNER</b>	SUI	VFT Racing	Yamaha YZF R6	*	18	<b>1'36.773</b>	4.704	1'44.969	272,7	1'41.137	272,0
<b>-----Not Classified-----</b>													
RET	25	<b>9 S. JESPERSEN</b>	DEN	Kallio Racing	Yamaha YZF R6		16	<b>2 Laps</b>		1'42.107	282,7	1'41.910	273,4
RET	2	<b>11 N. BULEGA</b>	ITA	Aruba.it Racing WorldSSP Team	Ducati Panigale V2		15	<b>3 Laps</b>		1'41.880	275,5	1'39.884	272,7
RET	19	<b>3 R. DE ROSA</b>	ITA	Orelac Racing Verdatura WorldSSP	Ducati Panigale V2		13	<b>5 Laps</b>		1'41.687	282,0	1'41.455	263,4
RET	9	<b>10 U. ORRADRE</b>	ESP	MS Racing Yamaha WorldSSP	Yamaha YZF R6		12	<b>6 Laps</b>		1'42.403	275,5	1'40.640	270,0
RET	8	<b>62 S. MANZI</b>	ITA	Dynavolt Triumph	Triumph Street Triple RS		10	<b>8 Laps</b>		1'55.543	276,2	1'40.517	270,7
RET	6	<b>64 F. CARICASULO</b>	ITA	Althea Racing	Ducati Panigale V2		6	<b>12 Laps</b>		1'41.392	279,8	1'40.247	269,3
RET	26	<b>12 F. FULIGNI</b>	ITA	D34G Racing	Ducati Panigale V2	*	2	<b>16 Laps</b>		1'45.002	273,4	1'41.994	274,1
RET	22	<b>36 S. KROEZE</b>	NED	Kallio Racing	Yamaha YZF R6	*	2	<b>16 Laps</b>		1'44.870	277,6	1'41.839	267,3
RET	5	<b>16 J. CLUZEL</b>	FRA	GMT94 Yamaha	Yamaha YZF R6		2	<b>16 Laps</b>			240,5	1'40.171	274,1
RET	23	<b>22 F. FULIGNI</b>	ITA	D34G Racing	Ducati Panigale V2	*	0					1'41.860	262,8

AIR	Humidity:	87%	Temp:	18°C
TRACK	Condition:	Dry	Temp:	24°C

Records	Pole [SP]	2022	D.Aegerter	1'39.046	152,00 Km/h
	Race [RC1]	2020	I.Vinales	1'40.053	150,47 Km/h
	All Times [SP]	2022	D.Aegerter	1'39.046	152,00 Km/h
Race Fastest Lap		Lap 17	D.Aegerter	1'41.072	148,96 Km/h

LAP LEADERS					
No. Rider	From	To	Laps	Total	
<b>11 N. BULEGA</b>	1	1	1	1	
<b>7 L. BALDASSARRI</b>	2	2	1		
<b>61 C. ONCU</b>	3	5	3		
<b>7 L. BALDASSARRI</b>	6	8	3		
<b>61 C. ONCU</b>	9	11	3	6	
<b>7 L. BALDASSARRI</b>	12	12	1	5	
<b>77 D. AEGERTER</b>	13	18	6	6	

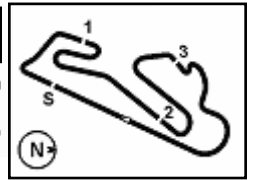
TOTAL LEADER LAPS		
No. Rider	Laps	
<b>77 D. AEGERTER</b>	43	
<b>61 C. ONCU</b>	23	
<b>7 L. BALDASSARRI</b>	18	
<b>28 G. VAN STRAALEN</b>	9	
<b>11 N. BULEGA</b>	3	
<b>16 J. CLUZEL</b>	1	

\* WorldSSP Challenge

22/05/2022 12:30 13:06 The results are provisional until the end of the time limit for protests and appeals and the completion of the technical checks.

These data/results cannot be reproduced, stored and/or transmitted in whole or in part by any manner of electronic, mechanical, photocopying, recording, broadcasting or otherwise now known or herein after developed without the previous express consent by the copyright owner, except for reproduction in daily press and regular printed publications on sale to the public within 60 days of the event related to those data/results and always provided that copyright symbol appears together as follows below.

© DORNA WSBK ORGANIZATION Srl 2022



**Estoril Round, 20-22 May 2022**  
**Results Race 2**

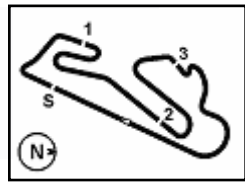
**Race Highlights**

Time	No. Rider	Description
12.27.58		Warm-up Lap Start
12.29.31		DROPS of RAIN in Sector 3
12.30.38		Start
12.32.09		White Flag
12.32.58		No Jump Start
12.34.12	<b>62 S. MANZI</b>	Entered Pits
12.34.18	<b>16 J. CLUZEL</b>	Entered Pits
12.34.43	<b>36 S. KROEZE</b>	Crashed - Turn 1
12.34.43	<b>12 F. FULIGNI</b>	Crashed - Turn 1
12.35.31	<b>22 F. FULIGNI</b>	Retired
12.35.36	<b>62 S. MANZI</b>	Exited Pits
12.35.42	<b>36 S. KROEZE</b>	Not Actively Competing
12.35.45	<b>12 F. FULIGNI</b>	Not Actively Competing
12.36.17	<b>16 J. CLUZEL</b>	Retired
12.38.47	<b>12 F. FULIGNI</b>	Medical Centre
12.39.02		DROPS of RAIN in All Sectors
12.40.20	<b>64 F. CARICASULO</b>	Technical Problem
12.41.31	<b>64 F. CARICASULO</b>	Entered Pits
12.41.54	<b>36 S. KROEZE</b>	Medical Centre
12.42.33	<b>64 F. CARICASULO</b>	Retired
12.51.17		2/3 of Race Distance Completed
12.51.28	<b>62 S. MANZI</b>	Entered Pits
12.52.02	<b>10 U. ORRADRE</b>	Crashed - Turn 4
12.52.32	<b>62 S. MANZI</b>	Retired
12.52.57	<b>3 R. DE ROSA</b>	Crashed - Turn 9
12.53.06	<b>10 U. ORRADRE</b>	Not Actively Competing
12.53.24	<b>3 R. DE ROSA</b>	Re-joined
12.54.18	<b>3 R. DE ROSA</b>	Entered Pits
12.55.59	<b>3 R. DE ROSA</b>	Retired
12.57.58	<b>9 S. JESPERSEN</b>	Crashed - Turn 10
12.57.59	<b>11 N. BULEGA</b>	Crashed - Turn 10
12.58.18	<b>9 S. JESPERSEN</b>	Re-joined
12.58.58	<b>11 N. BULEGA</b>	Not Actively Competing
12.59.04	<b>9 S. JESPERSEN</b>	Entered Pits
13.00.11		Incident involving N.11 & 9 to be reviewed after the race
13.00.23	<b>9 S. JESPERSEN</b>	Retired
13.02.19		Podium Confirmed
13.06.17		End Of Session
13.11.00		No further action taken after reviewing incident involving N.11 & 9

22/05/2022      Start      End      The results are provisional until the end of the time limit for protests and appeals and the completion of the technical checks.

These data/results cannot be reproduced, stored and/or transmitted in whole or in part by any manner of electronic, mechanical, photocopying, recording, broadcasting or otherwise now known or herein after developed without the previous express consent by the copyright owner, except for reproduction in daily press and regular printed publications on sale to the public within 60 days of the event related to those data/results and always provided that copyright symbol appears together as follows below.

© DORNA WSBK ORGANIZATION Srl 2022



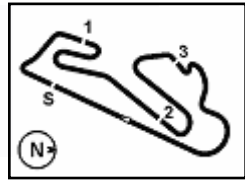
**Estoril Round, 20-22 May 2022**  
**Championship Standings**

Rank	Rider	Points	Points From First	Points From Previous	April	April	May	June	July	July	September	September	October	October	November	November
					ARAGON	ASSEN	ESTORIL	MISANO	DONINGTON	MOST	MAGNY-COURS	BARCELONA	PORTIMAO	VILLICUM	MANDALIKA	PHILLIP ISLAND
1	<b>AEGERTER</b> Dominique [SUI]	145			20 25	25 25	25 25									
					2 1	1 1	1 1									
2	<b>BALDASSARRI</b> Lorenzo [ITA]	101	44		25 20	20 16										
					1 1	3 2	2 2									
3	<b>BULEGA</b> Nicolo [ITA]	72	73	29	11 16	16 13	16									
					5 3	4 3	3 3									
4	<b>VAN STRAALLEN</b> Glenn [NED]	63	82	9	13 13	20	9 8									
					4 4	2 4	4 4									
5	<b>ONCU</b> Can [TUR]	56	89	7	16	16	13 11									
					3 7	12 6	5 5									
6	<b>MONTELLA</b> Yari [ITA]	43	102	13	9	4 7	10 13									
					12	14 11	9 6									
7	<b>TUULI</b> Niki [FIN]	40	105	3	10 11	10 9										
					6 5	5 5	6 7									
8	<b>SOOMER</b> Hannes [EST]	35	110	5	5 6	9 11	4									
					11 10	8 7	8 8									
9	<b>CARICASULO</b> Federico [ITA]	34	111	1	8 4	11	11									
					8 8	6 9	7 9									
10	<b>HUERTAS</b> Adrian [ESP]	34	111	0	7 5	5	8 9									
					9 8	9 12	11 9									
11	<b>SMITH</b> Kyle [GBR]	33	112	1		8	5 20									
						17	15 11									
12	<b>MANZI</b> Stefano [ITA]	27	118	6	9 8	10										
					7 6	9 8	10 12									
13	<b>CLUZEL</b> Jules [FRA]	23	122	4	10	13										
					11	6 9	12 13									
14	<b>BAYLISS</b> Oliver [AUS]	21	124	2		2 5	4 10									
						19 18	17 14									
15	<b>HOBELSBERGER</b> Patrick [GER]	17	128	4	6 3	8										
					10 12	9 12	13 15									
16	<b>DE ROSA</b> Raffaele [ITA]	15	130	2	7	7 1										
					14	13 14	14 16									
17	<b>SOFUOGLU</b> Bahattin [TUR]	15	130	0	4 2	1 6	2									
					12 15	15 15	15 16									
18	<b>VOSTATEK</b> Ondrej [CZE]	12	133	3			6 6									
							20 18									
19	<b>TACCINI</b> Leonardo [ITA]	11	134	1		6 3	2									
						16 16	17 19									
20	<b>VERDOIA</b> Andy [FRA]	8	137	3	1		7									
					15 18	21 25	19 20									
21	<b>EDWARDS</b> Tom [AUS]	7	138	1			7									
							21									
22	<b>OTTAVIANI</b> Luca [ITA]	5	140	2			5									
							22									
23	<b>BRENNER</b> Marcel [SUI]	5	140	0		4	1									
						20	21 22									
24	<b>SEBESTYEN</b> Peter [HUN]	5	140	0	2		3									
					14 17	19 22	25 22									
25	<b>ORRADRE</b> Unai [ESP]	5	140	0		3 2										
						18 19	21 22									

22/05/2022 First Line: Championship Standings - Second Line: Ranking Progression

These data/results cannot be reproduced, stored and/or transmitted in whole or in part by any manner of electronic, mechanical, photocopying, recording, broadcasting or otherwise now known or herein after developed without the previous express consent by the copyright owner, except for reproduction in daily press and regular printed publications on sale to the public within 60 days of the event related to those data/results and always provided that copyright symbol appears together as follows below.

© DORNA WSBK ORGANIZATION Srl 2022



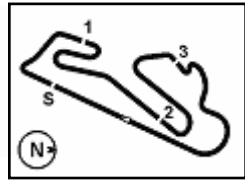
**Estoril Round, 20-22 May 2022**  
**Championship Standings**

	Points	Points From First	Points From Previous	April		April		May	June	July	July	September	September	October	October	November	November			
				<b>ARAGON</b>	<b>ARAGON</b>	<b>ASSEN</b>	<b>ASSEN</b>	<b>ESTORIL</b>	<b>MISANO</b>	<b>DONINGTON</b>	<b>MOST</b>	<b>MAGNY-COURS</b>	<b>BARCELONA</b>	<b>PORTIMAO</b>	<b>VILLICUM</b>	<b>MANDALIKA</b>	<b>PHILLIP ISLAND</b>			
26 <b>BOOTH-AMOS</b> Thomas (GBR)	<b>4</b>	141	1	<b>3</b> 13	<b>1</b> 16	17	20	23	26											
27 <b>JESPERSEN</b> Simon (DEN)	<b>3</b>	142	1					<b>3</b> 24	27											
28 <b>CURRIE</b> Benjamin (AUS)	<b>1</b>	144	2					<b>1</b> 28												

22/05/2022 First Line: Championship Standings - Second Line: Ranking Progression

These data/results cannot be reproduced, stored and/or transmitted in whole or in part by any manner of electronic, mechanical, photocopying, recording, broadcasting or otherwise now known or herein after developed without the previous express consent by the copyright owner, except for reproduction in daily press and regular printed publications on sale to the public within 60 days of the event related to those data/results and always provided that copyright symbol appears together as follows below.

© DORNA WSBK ORGANIZATION Srl 2022



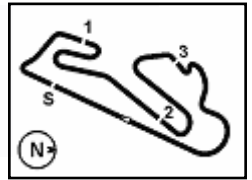
**Estoril Round, 20-22 May 2022**  
**Championship Standings**

Points	Points From First	Points From Previous	WorldSSP Challenge														
			April <b>ARAGON</b>	April <b>ASSEN</b>	May <b>ESTORIL</b>	June <b>MISANO</b>	July <b>DONINGTON</b>	July <b>MOST</b>	September <b>MAGNY-COURS</b>	September <b>BARCELONA</b>	October <b>PORTIMAO</b>	October <b>VILLICUM</b>					
<b>1</b> <b>SOFUOGLU</b> Bahattin (TUR)	<b>15</b>		<b>4</b> 1	<b>2</b> 1	<b>1</b> 1	<b>6</b> 1	<b>2</b> 1										
<b>2</b> <b>BRENNER</b> Marcel (SUI)	<b>5</b> 10				<b>4</b> 2	<b>1</b> 2	<b>2</b> 2										
<b>3</b> <b>BOOTH-AMOS</b> Thomas (GBR)	<b>4</b> 11 1		<b>3</b> 2	<b>1</b> 2	<b>2</b> 2	<b>3</b> 3	<b>3</b> 3										

22/05/2022 First Line: Championship Standings - Second Line: Ranking Progression

These data/results cannot be reproduced, stored and/or transmitted in whole or in part by any manner of electronic, mechanical, photocopying, recording, broadcasting or otherwise now known or herein after developed without the previous express consent by the copyright owner, except for reproduction in daily press and regular printed publications on sale to the public within 60 days of the event related to those data/results and always provided that copyright symbol appears together as follows below.

© DORNA WSBK ORGANIZATION Srl 2022



Circuito Estoril 4.182 m

**Estoril Round, 20-22 May 2022**  
**Lap Chart Race 2**

	Lap																	
	1	2	3	4	5	6	7	8	9	10	11	12	13	14	15	16	17	18
1	11	7	61	61	61	7	7	7	61	61	61	7	77	77	77	77	77	77
2	7	61	64	64	64	61	11	61	7	7	7	61	7	7	7	17	17	17
3	61	11	7	11	7	11	61	11	77	77	77	77	32	61	17	7	55	7
4	77	64	11	7	11	77	77	77	11	11	11	11	61	99	55	61	7	55
5	64	77	55	55	77	28	28	28	28	32	32	32	99	32	61	32	61	61
6	62	55	77	77	28	99	99	99	99	99	99	99	11	17	32	55	32	32
7	28	28	99	99	99	50	32	32	32	28	28	50	50	55	9	99	99	99
8	55	99	38	28	50	32	50	50	50	50	50	28	28	9	11	28	28	28
9	38	38	50	50	32	55	55	55	55	55	55	17	55	11	99	50	50	71
10	99	10	28	38	55	10	38	38	3	3	17	55	17	28	28	38	71	50
11	10	50	32	32	38	38	10	10	38	38	3	9	9	50	50	71	38	13
12	50	32	10	10	10	56	56	3	10	17	9	3	38	38	38	13	13	38
13	32	56	56	56	56	3	3	9	17	9	38	10	13	71	71	56	56	56
14	56	9	9	3	3	9	9	56	9	10	10	38	71	13	13	54	54	54
15	16	54	3	9	9	17	17	17	56	56	56	56	56	56	56	73	73	21
16	73	17	17	17	17	13	13	13	13	13	13	13	54	54	54	21	21	73
17	17	3	13	13	13	54	54	71	54	71	71	71	73	73	21	9	6	6
18	54	13	54	54	71	71	71	54	71	54	54	54	21	21	73	6	25	25
19	9	73	71	71	54	73	21	21	21	21	73	73	6	6	6	25		
20	3	25	73	73	73	21	73	73	73	73	21	21	25	25				
21	25	71	21	21	21	25	25	6	6	6	6	6	3					
22	71	12	25	25	25	6	6	25	25	25	25	25						
23	13	21	6	6	6	64	62	62	62									
24	12	36	62	62	62													
25	6	6																
26	21	62																
27	36	16																

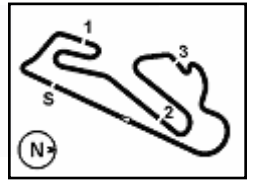
Final Result		
1	<b>77</b> D. AEGERTER	Laps 18
2	<b>17</b> K. SMITH	2.344
3	<b>7</b> L. BALDASSARRI	3.762
4	<b>55</b> Y. MONTELLA	3.867
5	<b>61</b> C. ONCU	4.657
6	<b>32</b> D. BAYLISS	4.704
7	<b>99</b> A. HUERTAS	6.218
8	<b>28</b> G. VAN STRAALEN	8.562
9	<b>71</b> T. EDWARDS	17.876
10	<b>50</b> D. VOSTATEK	17.895
11	<b>13</b> L. OTTAVIANI	18.818
12	<b>38</b> H. SOOMER	20.252
13	<b>56</b> P. SEBESTYEN	26.613
14	<b>54</b> B. SOFUOGLU	32.668
15	<b>21</b> B. CURRIE	44.988
16	<b>73</b> M. KOFLER	45.087
17	<b>6</b> J. BUIS	1'32.069
18	<b>25</b> M. BRENNER	1'36.773
RET	<b>9</b> S. JESPERSEN	2 Laps
RET	<b>11</b> N. BULEGA	3 Laps
RET	<b>3</b> R. DE ROSA	5 Laps
RET	<b>10</b> U. ORRADRE	6 Laps
RET	<b>62</b> S. MANZI	8 Laps
RET	<b>64</b> F. CARICASULO	12 Laps
RET	<b>12</b> F. FULIGNI	16 Laps
RET	<b>36</b> S. KROEZE	16 Laps
RET	<b>16</b> J. CLUZEL	16 Laps
RET	<b>22</b> F. FULIGNI	

22/05/2022

These data/results cannot be reproduced, stored and/or transmitted in whole or in part by any manner of electronic, mechanical, photocopying, recording, broadcasting or otherwise now known or herein after developed without the previous express consent by the copyright owner, except for reproduction in daily press and regular printed publications on sale to the public within 60 days of the event related to those data/results and always provided that copyright symbol appears together as follows below.

© DORNA WSBK ORGANIZATION Srl 2022





Circuito Estoril 4.182 m

## Estoril Round, 20-22 May 2022

### Lap Chart Race 2

2 / 4

Lap 1		
1	11	N.Bulega 1'46.424
2	7	L.Baldassarri 0.209
3	61	C.Oncu 0.404
4	77	D.Aegerter 0.724
5	64	F.Caricasulo 1.124
6	62	S.Manzi 1.422
7	28	G.van Straalen 1.512
8	55	Y.Montella 1.513
9	38	H.Soomer 2.272
10	99	A.Huertas 2.285
11	10	U.Orradre 3.008
12	50	O.Vostatek 3.208
13	32	O.Bayliss 3.471
14	56	P.Sebestyen 3.861
15	16	J.Cluzel 4.182
16	73	M.Kofler 4.493
17	17	K.Smith 4.567
18	54	B.Sofuoglu 4.738
19	9	S.Jespersen 4.859
20	3	R.De Rosa 4.896
21	25	M.Brenner 5.714
22	71	T.Edwards 5.779
23	13	L.Ottaviani 5.830
24	12	F.Fulligni 6.293
25	6	J.Buis 6.319
26	21	B.Currie 6.411
27	36	S.Kroeze 6.900

15	3	R.De Rosa 7.216
16	17	K.Smith 7.791
17	13	L.Ottaviani 8.312
18	54	B.Sofuoglu 8.482
19	71	T.Edwards 10.456
20	73	M.Kofler 10.738
21	21	B.Currie 11.515
22	25	M.Brenner 12.521
23	6	J.Buis 13.728
24	62	S.Manzi 1'35.852

Lap 4		
1	61	C.Oncu 6'53.861
2	64	F.Caricasulo 0.235
3	11	N.Bulega 0.539
4	7	L.Baldassarri 0.674
5	55	Y.Montella 0.820
6	77	D.Aegerter 1.028
7	99	A.Huertas 2.301
8	28	G.van Straalen 2.309
9	50	O.Vostatek 2.596
10	38	H.Soomer 2.796
11	32	O.Bayliss 3.095
12	10	U.Orradre 3.634
13	56	P.Sebestyen 4.523
14	3	R.De Rosa 7.283
15	9	S.Jespersen 7.582
16	17	K.Smith 7.668
17	13	L.Ottaviani 9.323
18	54	B.Sofuoglu 11.654
19	71	T.Edwards 11.756
20	73	M.Kofler 13.283
21	21	B.Currie 13.301
22	25	M.Brenner 16.351
23	6	J.Buis 18.354
24	62	S.Manzi

Lap 5		
1	61	C.Oncu 8'35.429
2	64	F.Caricasulo 0.059
3	7	L.Baldassarri 0.728
4	11	N.Bulega 0.931
5	77	D.Aegerter 1.089
6	28	G.van Straalen 2.046
7	99	A.Huertas 2.745
8	50	O.Vostatek 3.076
9	32	O.Bayliss 3.625
10	55	Y.Montella 4.254
11	38	H.Soomer 4.265
12	10	U.Orradre 4.532
13	56	P.Sebestyen 5.272
14	3	R.De Rosa 7.442
15	9	S.Jespersen 8.121
16	17	K.Smith 8.447
17	13	L.Ottaviani 10.674
18	71	T.Edwards 13.138
19	54	B.Sofuoglu 13.564
20	73	M.Kofler 16.007
21	21	B.Currie 16.080
22	25	M.Brenner 21.129
23	6	J.Buis 24.129
24	62	S.Manzi

Lap 6		
1	7	L.Baldassarri 10'18.243
2	61	C.Oncu 0.184
3	11	N.Bulega 0.224
4	77	D.Aegerter 0.287
5	28	G.van Straalen 0.808
6	99	A.Huertas 1.698
7	50	O.Vostatek 2.168
8	32	O.Bayliss 2.676
9	55	Y.Montella 3.476

10	10	U.Orradre 4.279
11	38	H.Soomer 4.343
12	56	P.Sebestyen 5.302
13	3	R.De Rosa 6.315
14	9	S.Jespersen 7.471
15	17	K.Smith 7.476
16	13	L.Ottaviani 10.938
17	54	B.Sofuoglu 13.552
18	71	T.Edwards 13.797
19	73	M.Kofler 17.464
20	21	B.Currie 17.505
21	25	M.Brenner 24.949
22	6	J.Buis 30.339
23	64	F.Caricasulo 41.904
24	62	S.Manzi

Lap 7		
1	7	L.Baldassarri 12'00.267
2	11	N.Bulega 0.311
3	61	C.Oncu 0.335
4	77	D.Aegerter 0.441
5	28	G.van Straalen 0.777
6	99	A.Huertas 2.056
7	32	O.Bayliss 2.571
8	50	O.Vostatek 2.585
9	55	Y.Montella 3.864
10	38	H.Soomer 4.607
11	10	U.Orradre 4.734
12	56	P.Sebestyen 6.432
13	3	R.De Rosa 6.436
14	9	S.Jespersen 7.830
15	17	K.Smith 8.110
16	13	L.Ottaviani 11.959
17	54	B.Sofuoglu 14.781
18	71	T.Edwards 15.289
19	21	B.Currie 19.534
20	73	M.Kofler 20.095
21	25	M.Brenner 32.466
22	6	J.Buis 35.687
23	62	S.Manzi

Lap 8		
1	7	L.Baldassarri 13'43.508
2	61	C.Oncu 0.151
3	11	N.Bulega 0.524
4	77	D.Aegerter 0.580
5	28	G.van Straalen 0.790
6	99	A.Huertas 1.256
7	32	O.Bayliss 1.537
8	50	O.Vostatek 2.247
9	55	Y.Montella 3.957
10	38	H.Soomer 4.321
11	10	U.Orradre 5.004
12	3	R.De Rosa 5.185
13	9	S.Jespersen 6.738
14	56	P.Sebestyen 6.752
15	17	K.Smith 6.780
16	13	L.Ottaviani 12.385
17	71	T.Edwards 15.195
18	54	B.Sofuoglu 15.251
19	21	B.Currie 20.843
20	73	M.Kofler 21.256
21	6	J.Buis 40.429
22	25	M.Brenner 41.075
23	62	S.Manzi

Lap 9		
1	61	C.Oncu 15'26.511
2	7	L.Baldassarri 0.192
3	77	D.Aegerter 0.272
4	11	N.Bulega 0.884
5	28	G.van Straalen 1.103
6	99	A.Huertas 1.128

7	32	O.Bayliss 1.276
8	50	O.Vostatek 2.242
9	55	Y.Montella 5.118
10	3	R.De Rosa 5.150
11	38	H.Soomer 5.160
12	10	U.Orradre 5.841
13	17	K.Smith 5.846
14	9	S.Jespersen 6.109
15	56	P.Sebestyen 8.001
16	13	L.Ottaviani 13.133
17	54	B.Sofuoglu 16.023
18	71	T.Edwards 16.060
19	21	B.Currie 22.280
20	73	M.Kofler 22.619
21	6	J.Buis 44.811
22	25	M.Brenner 47.166
23	62	S.Manzi

Lap 10		
1	61	C.Oncu 17'09.528
2	7	L.Baldassarri 0.375
3	77	D.Aegerter 0.422
4	11	N.Bulega 0.872
5	32	O.Bayliss 0.888
6	99	A.Huertas 1.009
7	28	G.van Straalen 2.208
8	50	O.Vostatek 2.423
9	55	Y.Montella 5.440
10	3	R.De Rosa 5.575
11	38	H.Soomer 6.103
12	17	K.Smith 6.176
13	9	S.Jespersen 6.205
14	10	U.Orradre 6.593
15	56	P.Sebestyen 9.592
16	13	L.Ottaviani 13.833
17	71	T.Edwards 16.090
18	54	B.Sofuoglu 17.081
19	21	B.Currie 24.631
20	73	M.Kofler 24.951
21	6	J.Buis 49.364
22	25	M.Brenner 53.298
23	62	S.Manzi

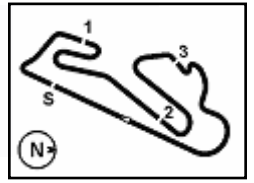
Lap 11		
1	61	C.Oncu 18'53.508
2	7	L.Baldassarri 0.084
3	77	D.Aegerter 0.097
4	11	N.Bulega 0.671
5	32	O.Bayliss 0.819
6	99	A.Huertas 1.014
7	28	G.van Straalen 1.896
8	50	O.Vostatek 1.898
9	55	Y.Montella 4.708
10	17	K.Smith 5.034
11	3	R.De Rosa 5.237
12	9	S.Jespersen 5.613
13	38	H.Soomer 6.116
14	10	U.Orradre 6.139
15	56	P.Sebestyen 10.730
16	13	L.Ottaviani 13.747
17	71	T.Edwards 15.465
18	54	B.Sofuoglu 17.571
19	73	M.Kofler 26.913
20	21	B.Currie 27.018
21	6	J.Buis 54.345
22	25	M.Brenner 1'01.134

Lap 12		
1	7	L.Baldassarri 20'38.126
2	61	C.Oncu 0.333
3	77	D.Aegerter 0.441
4	11	N.Bulega 0.686
5	32	O.Bayliss 0.695

22/05/2022

These data/results cannot be reproduced, stored and/or transmitted in whole or in part by any manner of electronic, mechanical, photocopying, recording, broadcasting or otherwise now known or herein after developed without the previous express consent by the copyright owner, except for reproduction in daily press and regular printed publications on sale to the public within 60 days of the event related to those data/results and always provided that copyright symbol appears together as follows below.

© DORNA WSBK ORGANIZATION Srl 2022



Circuito Estoril 4.182 m

**Estoril Round, 20-22 May 2022**  
**Lap Chart Race 2**

6	<b>99</b>	A.Huertas	0.793	10	<b>28</b>	G.van Straalen	2.648
7	<b>50</b>	O.Vostatek	1.020	11	<b>50</b>	O.Vostatek	4.236
8	<b>28</b>	G.van Straalen	1.436	12	<b>38</b>	H.Soomer	11.008
9	<b>17</b>	K.Smith	3.188	13	<b>71</b>	T.Edwards	12.579
10	<b>55</b>	Y.Montella	3.299	14	<b>13</b>	L.Ottaviani	12.991
11	<b>9</b>	S.Jespersen	3.735	15	<b>56</b>	P.Sebestyen	16.277
12	<b>3</b>	R.De Rosa	4.440	16	<b>54</b>	B.Sofuoglu	22.043
13	<b>10</b>	U.Orradre	4.980	17	<b>21</b>	B.Currie	34.269
14	<b>38</b>	H.Soomer	5.533	18	<b>73</b>	M.Kofler	34.385
15	<b>56</b>	P.Sebestyen	11.527	19	<b>6</b>	J.Buis	1'14.033
16	<b>13</b>	L.Ottaviani	12.580	20	<b>25</b>	M.Brenner	1'22.724
17	<b>71</b>	T.Edwards	14.004				
18	<b>54</b>	B.Sofuoglu	17.582				
19	<b>73</b>	M.Kofler	28.137				
20	<b>21</b>	B.Currie	28.252				
21	<b>6</b>	J.Buis	59.149				
22	<b>25</b>	M.Brenner	1'07.582				

**Lap 16**

1	<b>77</b>	D.Aegerter	27'30.293
2	<b>17</b>	K.Smith	0.635
3	<b>7</b>	L.Baldassarri	1.338
4	<b>61</b>	C.Oncu	1.365
5	<b>32</b>	O.Bayliss	1.695
6	<b>55</b>	Y.Montella	1.794
7	<b>99</b>	A.Huertas	3.172
8	<b>28</b>	G.van Straalen	3.820
9	<b>50</b>	O.Vostatek	7.919
10	<b>38</b>	H.Soomer	13.966
11	<b>71</b>	T.Edwards	14.222
12	<b>13</b>	L.Ottaviani	14.433
13	<b>56</b>	P.Sebestyen	19.414
14	<b>54</b>	B.Sofuoglu	25.189
15	<b>73</b>	M.Kofler	37.813
16	<b>21</b>	B.Currie	37.856
17	<b>9</b>	S.Jespersen	1'04.382
18	<b>6</b>	J.Buis	1'19.887
19	<b>25</b>	M.Brenner	1'28.033

**Lap 17**

1	<b>77</b>	D.Aegerter	29'11.365
2	<b>17</b>	K.Smith	1.303
3	<b>55</b>	Y.Montella	2.637
4	<b>7</b>	L.Baldassarri	2.651
5	<b>61</b>	C.Oncu	2.987
6	<b>32</b>	O.Bayliss	3.194
7	<b>99</b>	A.Huertas	4.730
8	<b>28</b>	G.van Straalen	6.106
9	<b>50</b>	O.Vostatek	12.659
10	<b>71</b>	T.Edwards	16.906
11	<b>38</b>	H.Soomer	17.425
12	<b>13</b>	L.Ottaviani	17.459
13	<b>56</b>	P.Sebestyen	22.551
14	<b>54</b>	B.Sofuoglu	28.911
15	<b>73</b>	M.Kofler	41.695
16	<b>21</b>	B.Currie	41.716
17	<b>6</b>	J.Buis	1'25.948
18	<b>25</b>	M.Brenner	1'32.927

**Lap 18**

1	<b>77</b>	D.Aegerter	30'52.488
2	<b>17</b>	K.Smith	2.344
3	<b>7</b>	L.Baldassarri	3.762
4	<b>55</b>	Y.Montella	3.867
5	<b>61</b>	C.Oncu	4.657
6	<b>32</b>	O.Bayliss	4.704
7	<b>99</b>	A.Huertas	6.218
8	<b>28</b>	G.van Straalen	8.562
9	<b>71</b>	T.Edwards	17.876
10	<b>50</b>	O.Vostatek	17.895
11	<b>13</b>	L.Ottaviani	18.818
12	<b>38</b>	H.Soomer	20.252
13	<b>56</b>	P.Sebestyen	26.613
14	<b>54</b>	B.Sofuoglu	32.668
15	<b>21</b>	B.Currie	44.988
16	<b>73</b>	M.Kofler	45.087
17	<b>6</b>	J.Buis	1'32.069
18	<b>25</b>	M.Brenner	1'36.773

**Lap 13**

1	<b>77</b>	D.Aegerter	22'22.199
2	<b>7</b>	L.Baldassarri	0.272
3	<b>32</b>	O.Bayliss	0.543
4	<b>61</b>	C.Oncu	0.557
5	<b>99</b>	A.Huertas	0.560
6	<b>11</b>	N.Bulega	1.225
7	<b>50</b>	O.Vostatek	1.469
8	<b>28</b>	G.van Straalen	1.488
9	<b>55</b>	Y.Montella	1.535
10	<b>17</b>	K.Smith	1.563
11	<b>9</b>	S.Jespersen	2.053
12	<b>38</b>	H.Soomer	6.167
13	<b>13</b>	L.Ottaviani	13.285
14	<b>71</b>	T.Edwards	13.308
15	<b>56</b>	P.Sebestyen	13.312
16	<b>54</b>	B.Sofuoglu	18.566
17	<b>73</b>	M.Kofler	29.931
18	<b>21</b>	B.Currie	29.964
19	<b>6</b>	J.Buis	1'04.344
20	<b>25</b>	M.Brenner	1'13.641
21	<b>3</b>	R.De Rosa	1'26.786

**Lap 14**

1	<b>77</b>	D.Aegerter	24'05.946
2	<b>7</b>	L.Baldassarri	0.380
3	<b>61</b>	C.Oncu	0.425
4	<b>99</b>	A.Huertas	0.523
5	<b>32</b>	O.Bayliss	0.549
6	<b>17</b>	K.Smith	0.651
7	<b>55</b>	Y.Montella	0.739
8	<b>9</b>	S.Jespersen	1.468
9	<b>11</b>	N.Bulega	1.480
10	<b>28</b>	G.van Straalen	2.096
11	<b>50</b>	O.Vostatek	2.587
12	<b>38</b>	H.Soomer	7.226
13	<b>71</b>	T.Edwards	12.541
14	<b>13</b>	L.Ottaviani	12.856
15	<b>56</b>	P.Sebestyen	14.600
16	<b>54</b>	B.Sofuoglu	19.652
17	<b>73</b>	M.Kofler	31.590
18	<b>21</b>	B.Currie	31.624
19	<b>6</b>	J.Buis	1'09.017
20	<b>25</b>	M.Brenner	1'18.480

**Lap 15**

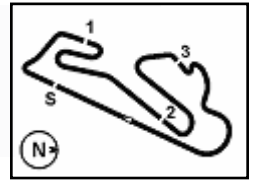
1	<b>77</b>	D.Aegerter	25'48.582
2	<b>7</b>	L.Baldassarri	0.351
3	<b>17</b>	K.Smith	0.442
4	<b>55</b>	Y.Montella	0.779
5	<b>61</b>	C.Oncu	0.800
6	<b>32</b>	O.Bayliss	0.816
7	<b>9</b>	S.Jespersen	1.108
8	<b>11</b>	N.Bulega	1.627
9	<b>99</b>	A.Huertas	2.013

22/05/2022

These data/results cannot be reproduced, stored and/or transmitted in whole or in part by any manner of electronic, mechanical, photocopying, recording, broadcasting or otherwise now known or herein after developed without the previous express consent by the copyright owner, except for reproduction in daily press and regular printed publications on sale to the public within 60 days of the event related to those data/results and always provided that copyright symbol appears together as follows below.

© DORNA WSBK ORGANIZATION Srl 2022





**Estoril Round, 20-22 May 2022**  
**Lap Chart Race 2**

**Race Pace Comparison**

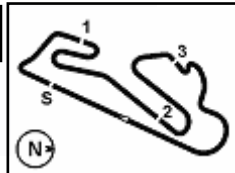
	77 Aeg	17 Smi	7 Bal	55 Mon	61 Onc	32 Bay	99 Hue	28 vSt	71 Edw	50 Vos	13 Ott	38 Soo	56 Seb	54 Sof
1	1'47.148	1'50.991	1'46.633	1'47.937	1'46.828	1'49.895	1'48.709	1'47.936	1'52.203	1'49.632	1'52.254	1'48.696	1'50.285	1'51.162
2	1'42.489	1'44.941	1'42.347	1'42.364	1'42.176	1'43.063	1'42.905	1'43.491	1'45.467	1'42.724	1'44.101	1'42.964	1'43.665	1'44.594
3	1'43.059	1'43.719	1'43.509	1'42.393	1'42.856	1'42.120	1'42.267	1'43.006	1'44.646	1'42.077	1'43.817	1'42.644	1'42.388	1'44.586
4	1'42.193	1'41.878	1'42.046	1'41.987	1'42.001	1'41.878	1'42.281	1'41.737	1'43.301	1'42.024	1'43.012	1'42.353	1'42.046	1'45.173
5	1'41.629	1'42.347	1'41.622	1'45.002	1'41.568	1'42.098	1'42.012	1'41.305	1'42.950	1'42.048	1'42.919	1'43.037	1'42.317	1'43.478
6	1'42.012	1'41.843	1'42.086	1'42.036	1'42.998	1'41.865	1'41.767	1'41.576	1'43.473	1'41.906	1'43.078	1'42.892	1'42.844	1'42.802
7	1'42.178	1'42.658	1'42.024	1'42.412	1'42.175	1'41.919	1'42.382	1'41.993	1'43.516	1'42.441	1'43.045	1'42.288	1'43.154	1'43.253
8	1'43.380	1'41.911	1'43.241	1'43.334	1'43.057	1'42.207	1'42.441	1'43.254	1'43.147	1'42.903	1'43.667	1'42.955	1'43.561	1'43.711
9	1'42.695	1'42.069	1'43.195	1'44.164	1'42.852	1'42.742	1'42.875	1'43.316	1'43.868	1'42.998	1'43.751	1'43.842	1'44.252	1'43.775
10	1'43.167	1'43.347	1'43.200	1'43.339	1'43.017	1'42.629	1'42.898	1'44.122	1'43.047	1'43.198	1'43.717	1'43.960	1'44.608	1'44.075
11	1'43.655	1'42.838	1'43.689	1'43.248	1'43.980	1'43.911	1'43.985	1'43.668	1'43.355	1'43.455	1'43.894	1'43.993	1'45.118	1'44.470
12	1'44.962	1'42.772	1'44.534	1'43.209	1'44.951	1'44.494	1'44.397	1'44.158	1'43.157	1'43.740	1'43.451	1'44.035	1'45.415	1'44.629
13	1'43.632	1'42.448	1'44.345	1'42.309	1'44.297	1'43.921	1'43.840	1'44.125	1'43.377	1'44.522	1'44.778	1'44.707	1'45.858	1'45.057
14	1'43.747	1'42.835	1'43.855	1'42.951	1'43.615	1'43.753	1'43.710	1'44.355	1'42.980	1'44.865	1'43.318	1'44.806	1'45.035	1'44.833
15	1'42.636	1'42.427	1'42.607	1'42.676	1'43.011	1'42.903	1'44.126	1'43.188	1'42.674	1'44.285	1'42.771	1'46.418	1'44.313	1'45.027
16	1'41.711	1'41.904	1'42.698	1'42.726	1'42.276	1'42.590	1'42.870	1'42.883	1'43.354	1'45.394	1'43.153	1'44.669	1'44.848	1'44.857
17	1'41.072	1'41.740	1'42.385	1'41.915	1'42.694	1'42.571	1'42.630	1'43.358	1'43.756	1'45.812	1'44.098	1'44.531	1'44.209	1'44.794
18	1'41.123	1'42.164	1'42.234	1'42.353	1'42.793	1'42.633	1'42.611	1'43.579	1'42.093	1'46.359	1'42.482	1'43.950	1'45.185	1'44.880

	21 Cur	73 Kof	6 Bui	25 Bre	9 Jes	11 Bul	3 DeR	10 Orr	62 Man	64 Car	12 FFi	36 Kro	16 Clu
1	1'52.835	1'50.917	1'52.743	1'52.138	1'51.283	1'46.424	1'51.320	1'49.432	1'47.846	1'47.548	1'52.717	1'53.324	1'50.606
2	1'44.977	1'46.463	1'45.811	1'45.525	1'44.465	1'42.787	1'44.688	1'42.889	1'52.883	1'41.690	1'45.002	1'44.870	1'57.169
3	1'45.563	1'45.218	1'47.034	1'46.718	1'43.072	1'43.309	1'43.068	1'42.771	3'06.983	1'42.779			
4	1'43.787	1'44.546	1'46.627	1'45.831	1'42.623	1'41.880	1'42.068	1'42.403	2'10.876	1'42.079			
5	1'44.347	1'44.292	1'47.343	1'46.346	1'42.107	1'41.960	1'41.727	1'42.466	1'56.602	1'41.392			
6	1'44.239	1'44.271	1'49.024	1'46.634	1'42.164	1'42.107	1'41.687	1'42.561	1'57.453	2'24.659			
7	1'44.053	1'44.655	1'47.372	1'49.541	1'42.383	1'42.111	1'42.145	1'42.479	1'57.179				
8	1'44.550	1'44.402	1'47.983	1'51.850	1'42.149	1'43.454	1'41.990	1'43.511	1'55.543				
9	1'44.440	1'44.366	1'47.385	1'49.094	1'42.374	1'43.363	1'42.968	1'43.840	1'56.381				
10	1'45.368	1'45.349	1'47.570	1'49.149	1'43.113	1'43.005	1'43.442	1'43.769	2'15.687				
11	1'46.367	1'45.942	1'48.961	1'51.816	1'43.388	1'43.779	1'43.642	1'43.526					
12	1'45.852	1'45.842	1'49.422	1'51.066	1'42.740	1'44.633	1'43.821	1'43.459					
13	1'45.785	1'45.867	1'49.268	1'50.132	1'42.391	1'44.612	3'06.419						
14	1'45.407	1'45.406	1'48.420	1'48.586	1'43.162	1'44.002							
15	1'45.281	1'45.431	1'47.652	1'46.880	1'42.276	1'42.783							
16	1'45.298	1'45.139	1'47.565	1'47.020	2'44.985								
17	1'44.932	1'44.954	1'47.133	1'45.966									
18	1'44.395	1'44.515	1'47.244	1'44.969									

22/05/2022

These data/results cannot be reproduced, stored and/or transmitted in whole or in part by any manner of electronic, mechanical, photocopying, recording, broadcasting or otherwise now known or herein after developed without the previous express consent by the copyright owner, except for reproduction in daily press and regular printed publications on sale to the public within 60 days of the event related to those data/results and always provided that copyright symbol appears together as follows below.

© DORNA WSBK ORGANIZATION Srl 2022



**Estoril Round, 20-22 May 2022**  
**Best Sector & Speed Race 2**

**RESULTS**

1	77	D. AEGERTER	Yamaha YZF R6	Laps 18
2	17	K. SMITH	Yamaha YZF R6	2.344
3	7	L. BALDASSARRI	Yamaha YZF R6	3.762
4	55	Y. MONTELLA	Kawasaki ZX-6R	3.867
5	61	C. ONCU	Kawasaki ZX-6R	4.657
6	32	D. BAYLISS	Ducati Panigale V2	4.704
7	99	A. HUERTAS	Kawasaki ZX-6R	6.218
8	28	G. VAN STRAALLEN	Yamaha YZF R6	8.562
9	71	T. EDWARDS	Yamaha YZF R6	17.876
10	50	D. VOSTATEK	Yamaha YZF R6	17.895
11	13	L. OTTAVIANI	Yamaha YZF R6	18.818
12	38	H. SOOMER	Triumph Street Triple R5	20.252
13	56	P. SEBESTYEN	Yamaha YZF R6	26.613
14	54	B. SOFUOGLU	MV Agusta F3 800 RR	32.668
15	21	B. CURRIE	Kawasaki ZX-6R	44.988
16	73	M. KOFLER	Ducati Panigale V2	45.087
17	6	J. BUIS	Kawasaki ZX-6R	1'32.069
18	25	M. BRENNER	Yamaha YZF R6	1'36.773
RET	9	S. JESPERSEN	Yamaha YZF R6	2 Laps
RET	11	N. BULEGA	Ducati Panigale V2	3 Laps
RET	3	R. DE ROSA	Ducati Panigale V2	5 Laps
RET	10	U. ORRADRE	Yamaha YZF R6	6 Laps
RET	62	S. MANZI	Triumph Street Triple R5	8 Laps
RET	64	F. CARICASULO	Ducati Panigale V2	12 Laps
RET	12	F. FULIGNI	Ducati Panigale V2	16 Laps
RET	36	S. KROEZE	Yamaha YZF R6	16 Laps
RET	16	J. CLUZEL	Yamaha YZF R6	16 Laps
RET	22	F. FULIGNI	Ducati Panigale V2	

**SPEED**

1	55	Y. MONTELLA	Kawasaki ZX-6R	285,0
2	21	B. CURRIE	Kawasaki ZX-6R	283,5
3	9	S. JESPERSEN	Yamaha YZF R6	282,7
4	7	L. BALDASSARRI	Yamaha YZF R6	282,7
5	17	K. SMITH	Yamaha YZF R6	282,7
6	3	R. DE ROSA	Ducati Panigale V2	282,0
7	99	A. HUERTAS	Kawasaki ZX-6R	280,5
8	13	L. OTTAVIANI	Yamaha YZF R6	279,8
9	64	F. CARICASULO	Ducati Panigale V2	279,8
10	77	D. AEGERTER	Yamaha YZF R6	278,4
11	71	T. EDWARDS	Yamaha YZF R6	277,6
12	36	S. KROEZE	Yamaha YZF R6	277,6
13	54	B. SOFUOGLU	MV Agusta F3 800 RR	276,9
14	61	C. ONCU	Kawasaki ZX-6R	276,9
15	28	G. VAN STRAALLEN	Yamaha YZF R6	276,2
16	32	D. BAYLISS	Ducati Panigale V2	276,2
17	62	S. MANZI	Triumph Street Triple R5	276,2
18	11	N. BULEGA	Ducati Panigale V2	275,5
19	6	J. BUIS	Kawasaki ZX-6R	275,5
20	10	U. ORRADRE	Yamaha YZF R6	275,5
21	50	D. VOSTATEK	Yamaha YZF R6	274,8
22	73	M. KOFLER	Ducati Panigale V2	274,1
23	12	F. FULIGNI	Ducati Panigale V2	273,4
24	25	M. BRENNER	Yamaha YZF R6	272,7
25	38	H. SOOMER	Triumph Street Triple R5	272,0
26	56	P. SEBESTYEN	Yamaha YZF R6	271,4
27	16	J. CLUZEL	Yamaha YZF R6	240,5

**SEG. 1**

1	77	D. AEGERTER	19.871
2	28	G. VAN STRAALLEN	19.973
3	32	D. BAYLISS	20.002
4	55	Y. MONTELLA	20.002
5	3	R. DE ROSA	20.015
6	11	N. BULEGA	20.015
7	61	C. ONCU	20.069
8	7	L. BALDASSARRI	20.073
9	64	F. CARICASULO	20.083
10	17	K. SMITH	20.103
11	50	D. VOSTATEK	20.133
12	9	S. JESPERSEN	20.155
13	56	P. SEBESTYEN	20.158
14	99	A. HUERTAS	20.181
15	38	H. SOOMER	20.196
16	54	B. SOFUOGLU	20.229
17	10	U. ORRADRE	20.250
18	71	T. EDWARDS	20.277
19	13	L. OTTAVIANI	20.284
20	21	B. CURRIE	20.393
21	62	S. MANZI	20.400
22	73	M. KOFLER	20.438
23	25	M. BRENNER	20.727
24	36	S. KROEZE	20.756
25	12	F. FULIGNI	20.841
26	6	J. BUIS	21.080
27	16	J. CLUZEL	24.920

**SEG. 2**

1	17	K. SMITH	25.340
2	77	D. AEGERTER	25.355
3	7	L. BALDASSARRI	25.356
4	55	Y. MONTELLA	25.378
5	64	F. CARICASULO	25.399
6	28	G. VAN STRAALLEN	25.403
7	3	R. DE ROSA	25.435
8	32	D. BAYLISS	25.443
9	50	D. VOSTATEK	25.454
10	10	U. ORRADRE	25.457
11	11	N. BULEGA	25.461
12	61	C. ONCU	25.465
13	38	H. SOOMER	25.484
14	56	P. SEBESTYEN	25.536
15	54	B. SOFUOGLU	25.543
16	99	A. HUERTAS	25.555
17	9	S. JESPERSEN	25.609
18	71	T. EDWARDS	25.629
19	13	L. OTTAVIANI	25.660
20	62	S. MANZI	25.666
21	21	B. CURRIE	26.119
22	12	F. FULIGNI	26.130
23	25	M. BRENNER	26.136
24	73	M. KOFLER	26.140
25	36	S. KROEZE	26.335
26	6	J. BUIS	26.530
27	16	J. CLUZEL	26.718

**SEG. 3**

1	77	D. AEGERTER	23.530
2	28	G. VAN STRAALLEN	23.583
3	17	K. SMITH	23.584
4	61	C. ONCU	23.634
5	50	D. VOSTATEK	23.690
6	3	R. DE ROSA	23.699
7	7	L. BALDASSARRI	23.719
8	55	Y. MONTELLA	23.741
9	99	A. HUERTAS	23.772
10	38	H. SOOMER	23.790
11	64	F. CARICASULO	23.802
12	11	N. BULEGA	23.804
13	10	U. ORRADRE	23.815
14	71	T. EDWARDS	23.840
15	32	D. BAYLISS	23.841
16	9	S. JESPERSEN	23.852
17	13	L. OTTAVIANI	23.875
18	56	P. SEBESTYEN	23.886
19	54	B. SOFUOGLU	24.159
20	21	B. CURRIE	24.202
21	73	M. KOFLER	24.301
22	62	S. MANZI	24.430
23	25	M. BRENNER	24.559
24	6	J. BUIS	24.709
25	36	S. KROEZE	24.757
26	16	J. CLUZEL	24.829
27	12	F. FULIGNI	24.870

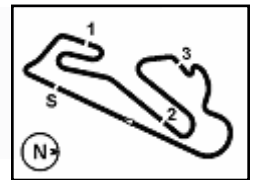
**SEG. 4**

1	55	Y. MONTELLA	32.079
2	32	D. BAYLISS	32.085
3	17	K. SMITH	32.089
4	64	F. CARICASULO	32.107
5	77	D. AEGERTER	32.146
6	99	A. HUERTAS	32.164
7	11	N. BULEGA	32.180
8	28	G. VAN STRAALLEN	32.204
9	62	S. MANZI	32.218
10	50	D. VOSTATEK	32.250
11	3	R. DE ROSA	32.254
12	7	L. BALDASSARRI	32.270
13	9	S. JESPERSEN	32.300
14	38	H. SOOMER	32.314
15	71	T. EDWARDS	32.331
16	61	C. ONCU	32.379
17	54	B. SOFUOGLU	32.413
18	56	P. SEBESTYEN	32.465
19	10	U. ORRADRE	32.499
20	13	L. OTTAVIANI	32.500
21	21	B. CURRIE	32.763
22	73	M. KOFLER	32.960
23	36	S. KROEZE	33.022
24	25	M. BRENNER	33.109
25	6	J. BUIS	33.145
26	12	F. FULIGNI	33.161
27	16	J. CLUZEL	33.244

22/05/2022

These data/results cannot be reproduced, stored and/or transmitted in whole or in part by any manner of electronic, mechanical, photocopying, recording, broadcasting or otherwise now known or herein after developed without the previous express consent by the copyright owner, except for reproduction in daily press and regular printed publications on sale to the public within 60 days of the event related to those data/results and always provided that copyright symbol appears together as follows below.

© DORNA WSBK ORGANIZATION Srl 2022



Circuito Estoril 4.182 m

**Estoril Round, 20-22 May 2022**  
**Chronological Analysis Race 2**

Start at 12:30'34.140

1 / 4

1° 77 D. AEGERTER [1'41.072]							
Lap	Seg1	Seg2	Seg3	Seg4	Lap Time	km/h	Local Time
1		25.743	23.974	32.414	1'47.148	168,5	12:32'21.288
2	20.313	25.614	24.125	32.437	1'42.489	273,4	12:34'03.777
3	20.523	25.754	24.260	32.522	1'43.059	276,9	12:35'46.836
4	20.501	25.675	23.865	32.152	1'42.193	272,7	12:37'29.029
5	20.112	25.576	23.795	<b>32.146</b>	1'41.629	274,8	12:39'10.658
6	20.104	25.543	24.001	32.364	1'42.012	276,2	12:40'52.670
7	20.359	25.507	23.939	32.373	1'42.178	273,4	12:42'34.848
8	20.235	25.828	24.577	32.740	1'43.380	<b>278,4</b>	12:44'18.228
9	20.345	25.745	24.079	32.526	1'42.695	270,7	12:46'00.923
10	20.314	25.743	24.245	32.865	1'43.167	276,9	12:47'44.090
11	20.404	25.846	24.345	33.060	1'43.655	270,0	12:49'27.745
12	21.051	25.792	24.485	33.634	1'44.962	263,4	12:51'12.707
13	20.544	25.846	24.151	33.091	1'43.632	272,7	12:52'56.339
14	20.792	25.836	24.187	32.932	1'43.747	265,4	12:54'04.086
15	20.178	25.805	23.939	32.714	1'42.636	265,4	12:56'22.722
16	20.046	25.510	23.715	32.440	1'41.711	264,7	12:58'04.433
17	19.911	<b>25.355</b>	<b>23.530</b>	32.276	<b>1'41.072</b>	266,0	12:59'45.505
18	<b>19.871</b>	25.454	23.562	32.236	1'41.123	266,7	13:01'26.628

Race Time 30'52.488

10	20.341	25.728	23.859	33.089	1'43.017	265,4	12:47'43.668
11	20.522	25.902	24.243	33.313	1'43.980	264,1	12:49'27.648
12	21.275	25.814	24.412	33.450	1'44.951	264,7	12:51'12.599
13	20.550	25.832	24.431	33.484	1'44.297	270,0	12:52'56.896
14	20.484	25.746	24.154	33.231	1'43.615	268,7	12:54'40.511
15	20.727	25.516	23.824	32.944	1'43.011	<b>276,9</b>	12:56'23.522
16	20.207	<b>25.465</b>	23.801	32.803	1'42.276	272,7	12:58'05.798
17	20.393	25.685	23.816	32.800	1'42.694	268,7	12:59'48.492
18	20.222	25.702	23.895	32.974	1'42.793	274,8	13:01'31.285

Race Time 30'57.145

2° 28 G. VAN STRAALEN [1'41.305]							
Lap	Seg1	Seg2	Seg3	Seg4	Lap Time	km/h	Local Time
1		26.072	24.244	<b>32.204</b>	1'47.936	168,8	12:32'22.076
2	20.478	25.770	24.223	33.020	1'43.491	<b>276,2</b>	12:34'05.567
3	20.473	25.711	24.208	32.614	1'43.006	264,7	12:35'48.573
4	<b>19.973</b>	25.471	23.861	32.432	1'41.737	273,4	12:37'30.310
5	20.104	<b>25.403</b>	<b>23.583</b>	32.215	<b>1'41.305</b>	267,3	12:39'11.615
6	20.121	25.438	23.652	32.365	1'41.576	265,4	12:40'53.191
7	20.260	25.475	23.824	32.434	1'41.993	266,0	12:42'35.184
8	20.372	25.806	24.304	32.772	1'43.254	268,0	12:44'18.438
9	20.428	25.837	24.216	32.835	1'43.316	270,0	12:46'01.754
10	20.996	25.671	24.196	33.259	1'44.122	269,3	12:47'45.876
11	20.538	25.766	24.207	33.157	1'43.668	263,4	12:49'29.544
12	20.623	25.800	24.391	33.344	1'44.158	266,0	12:51'13.702
13	20.829	25.801	24.402	33.093	1'44.125	268,0	12:52'57.827
14	20.655	25.802	24.564	33.334	1'44.355	273,4	12:54'42.182
15	20.400	25.762	24.191	32.835	1'43.188	270,0	12:56'25.370
16	20.390	25.651	23.971	32.871	1'42.883	266,7	12:58'08.253
17	20.487	25.699	24.083	33.089	1'43.358	266,0	12:59'51.611
18	20.406	25.815	24.226	33.132	1'43.579	264,1	13:01'35.190

Race Time 31'01.050

5° 7 L. BALDASSARRI [1'41.622]								
Lap	Seg1	Seg2	Seg3	Seg4	Lap Time	km/h	Local Time	
1			25.686	23.931	32.359	1'46.633	173,4	12:32'20.773
2	20.134	25.500	23.924	32.789	1'42.347	274,1	12:34'03.120	
3	20.570	25.880	24.459	32.600	1'43.509	267,3	12:35'46.629	
4	20.481	<b>25.356</b>	23.939	<b>32.270</b>	1'42.046	272,7	12:37'28.675	
5	20.111	25.473	<b>23.719</b>	32.319	<b>1'41.622</b>	<b>282,7</b>	12:39'10.297	
6	20.093	25.442	23.867	32.684	1'42.086	274,8	12:40'52.383	
7	<b>20.073</b>	25.444	23.807	32.700	1'42.024	269,3	12:42'34.407	
8	20.352	25.749	24.153	32.987	1'43.241	268,0	12:44'17.648	
9	20.598	25.843	24.104	32.650	1'43.195	267,3	12:46'00.843	
10	20.500	25.620	24.140	32.940	1'43.200	273,4	12:47'44.043	
11	20.267	25.850	24.404	33.168	1'43.689	274,1	12:49'27.732	
12	20.697	25.858	24.651	33.328	1'44.534	269,3	12:51'12.266	
13	20.643	25.866	24.422	33.414	1'44.345	268,0	12:52'56.611	
14	20.413	25.933	24.471	33.038	1'43.855	273,4	12:54'40.466	
15	20.186	25.472	24.126	32.823	1'42.607	275,5	12:56'23.073	
16	20.174	25.393	24.304	32.827	1'42.698	274,1	12:58'05.771	
17	20.249	25.368	23.978	32.790	1'42.385	273,4	12:59'48.156	
18	20.131	25.408	23.877	32.818	1'42.234	270,7	13:01'30.390	

Race Time 30'56.250

RET 64 F. CARICASULO [1'41.392]							
Lap	Seg1	Seg2	Seg3	Seg4	Lap Time	km/h	Local Time
1		25.952	24.048	32.296	1'47.548	173,9	12:32'21.688
2	20.145	<b>25.399</b>	23.857	32.289	1'41.690	274,1	12:34'03.378
3	20.472	25.779	24.298	32.230	1'42.779	<b>279,8</b>	12:35'46.157
4	20.304	25.552	23.893	32.330	1'42.079	274,8	12:37'28.236
5	<b>20.083</b>	25.400	<b>23.802</b>	<b>32.107</b>	<b>1'41.392</b>	272,0	12:39'09.628
6	20.396	25.788	49.942	48.533	2'24.659P	269,3	12:41'34.287

Race Time 1'100.147

RET 3 R. DE ROSA [1'41.687]								
Lap	Seg1	Seg2	Seg3	Seg4	Lap Time	km/h	Local Time	
1			26.937	25.068	32.808	1'51.320	188,2	12:32'25.460
2	20.969	26.494	24.548	32.677	1'44.688	<b>282,0</b>	12:34'10.148	
3	20.370	26.075	24.244	32.379	1'43.068	280,5	12:35'53.216	
4	20.198	25.550	23.955	32.365	1'42.068	272,0	12:37'35.284	
5	20.299	25.475	<b>23.699</b>	<b>32.254</b>	1'41.727	266,7	12:39'17.011	
6	<b>20.015</b>	<b>25.435</b>	23.874	32.363	<b>1'41.687</b>	268,0	12:40'58.698	
7	20.159	25.500	23.915	32.571	1'42.145	268,7	12:42'40.843	
8	20.232	25.586	23.882	32.290	1'41.990	267,3	12:44'22.833	
9	20.445	25.668	24.023	32.832	1'42.968	273,4	12:46'05.801	
10	20.553	25.879	24.316	32.694	1'43.442	272,0	12:47'49.243	
11	20.562	25.753	24.247	33.080	1'43.642	270,0	12:49'32.885	
12	20.517	26.269	24.177	32.858	1'43.821	270,0	12:51'16.706	
13	20.465	25.588	23.901	1'56.465	3'06.419P	269,3	12:54'23.125	

Race Time 23'48.985

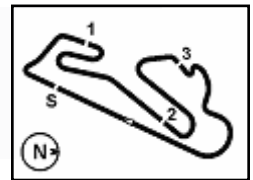
4° 61 C. ONCU [1'41.568]							
Lap	Seg1	Seg2	Seg3	Seg4	Lap Time	km/h	Local Time
1		25.683	23.996	32.420	1'46.828	173,6	12:32'20.968
2	20.251	25.490	23.846	32.589	1'42.176	<b>276,9</b>	12:34'03.144
3	20.345	25.948	23.993	32.570	1'42.856	268,0	12:35'46.000
4	20.310	25.587	<b>23.634</b>	32.470	1'42.001	265,4	12:37'28.001
5	<b>20.069</b>	25.477	23.643	<b>32.379</b>	<b>1'41.568</b>	264,7	12:39'09.569
6	20.317	26.010	23.930	32.741	1'42.998	264,7	12:40'52.567
7	20.305	25.506	23.843	32.521	1'42.175	271,4	12:42'34.742
8	20.491	25.749	23.818	32.999	1'43.057	271,4	12:44'17.799
9	20.580	25.735	23.743	32.794	1'42.852	272,0	12:46'00.651

7° 17 K. SMITH [1'41.740]								
Lap	Seg1	Seg2	Seg3	Seg4	Lap Time	km/h	Local Time	
1			26.903	24.421	33.002	1'50.991	185,9	12:32'25.131
2	21.451	26.331	24.420	32.739	1'44.941	268,0	12:34'10.072	
3	20.265	26.239	24.170	33.045	1'43.719	276,2	12:35'53.791	
4	20.334	25.490	23.731	32.323	1'41.878	269,3	12:37'35.669	
5	20.741	25.534	23.769	32.303	1'42.347	276,2	12:39'18.016	
6	20.198	25.558	23.751	32.336	1'41.843	270,7	12:40'59.859	
7	20.909	25.547	23.771	32.431	1'42.658	262,8	12:42'42.517	
8	20.389	25.529	23.904	<b>32.089</b>	1'41.911	265,4	12:44'24.428	
9	20.398	25.551	23.636	32.484	1'42.069	270,0	12:46'06.497	
10	20.220	25.878	24.274	32.975	1'43.347	268,0	12:47'49.844	
11	<b>20.103</b>	25.744	24.232	32.759	1'42.838	276,2	12:49'32.682	
12	20.280	25.625	24.157	32.710	1'42.772	265,4	12:51'15.454	
13	20.235	25.492	23.825	32.896	1'42.448	266,0	12:52'57.902	
14	20.343	25.765	24.285	32.442	1'42.835	275,5	12:54'40.737	

22/05/2022 P = Pits In/Out - C = Lap Time Cancelled

These data/results cannot be reproduced, stored and/or transmitted in whole or in part by any manner of electronic, mechanical, photocopying, recording, broadcasting or otherwise now known or herein after developed without the previous express consent by the copyright owner, except for reproduction in daily press and regular printed publications on sale to the public within 60 days of the event related to those data/results and always provided that copyright symbol appears together as follows below.

© DORNA WSBK ORGANIZATION Srl 2022



**Estoril Round, 20-22 May 2022**  
**Chronological Analysis Race 2**

Start at 12:30'34.140

2 / 4

15	20.108	25.427	24.178	32.714	1'42.427	<b>282,7</b>	12:56'23.164
16	20.217	25.446	23.875	32.366	1'41.904	275,5	12:58'05.068
17	20.333	<b>25.340</b>	<b>23.584</b>	32.483	<b>1'41.740</b>	263,4	12:59'46.808
18	20.208	25.739	23.655	32.562	1'42.164	263,4	13:01'28.972
Race Time 30'54.832							

11° 50 O. VOSTATEK [1'41.906]							
Lap	Seg1	Seg2	Seg3	Seg4	Lap Time	km/h	Local Time
1		26.304	24.255	32.561	1'49.632	178,2	12:32'23.772
2	20.332	25.741	23.946	32.705	1'42.724	271,4	12:34'06.496
3	20.341	25.582	23.714	32.440	1'42.077	273,4	12:35'48.573
4	20.466	<b>25.454</b>	<b>23.690</b>	32.414	1'42.024	271,4	12:37'30.597
5	20.381	25.658	23.759	<b>32.250</b>	1'42.048	272,0	12:39'12.645
6	20.134	25.478	23.838	32.456	<b>1'41.906</b>	270,0	12:40'54.551
7	<b>20.133</b>	25.584	24.144	32.580	1'42.441	269,3	12:42'36.992
8	20.427	25.624	24.103	32.749	1'42.903	271,4	12:44'19.895
9	20.292	25.674	24.111	32.921	1'42.998	269,3	12:46'02.893
10	20.434	25.712	24.024	33.028	1'43.198	270,0	12:47'46.091
11	20.536	25.788	24.255	32.876	1'43.455	271,4	12:49'29.546
12	20.490	25.769	24.327	33.154	1'43.740	269,3	12:51'13.286
13	20.770	25.957	24.480	33.315	1'44.522	<b>274,8</b>	12:52'57.808
14	21.282	25.824	24.423	33.336	1'44.865	272,7	12:54'42.673
15	20.511	25.833	24.565	33.376	1'44.285	272,0	12:56'26.958
16	20.717	26.167	24.744	33.766	1'45.394	266,7	12:58'12.352
17	20.847	26.244	24.760	33.961	1'45.812	263,4	12:59'58.164
18	21.183	26.677	24.823	33.676	1'46.359	264,1	13:01'44.523
Race Time 31'10.383							

12° 55 Y. MONTELLA [1'41.915]							
Lap	Seg1	Seg2	Seg3	Seg4	Lap Time	km/h	Local Time
1		26.315	24.143	32.104	1'47.937	176,2	12:32'22.077
2	20.387	25.744	23.984	32.249	1'42.364	273,4	12:34'04.441
3	20.283	25.766	24.234	32.110	1'42.393	274,1	12:35'46.834
4	20.365	25.707	23.836	<b>32.079</b>	1'41.987	273,4	12:37'28.821
5	22.931	25.831	23.898	32.342	1'45.002	278,4	12:39'13.823
6	20.230	25.638	23.951	32.217	1'42.036	272,0	12:40'55.859
7	20.225	25.603	24.223	32.361	1'42.412	271,4	12:42'38.271
8	20.268	25.984	24.389	32.693	1'43.334	270,7	12:44'21.605
9	20.315	25.874	24.469	33.506	1'44.164	270,0	12:46'05.769
10	20.332	25.984	24.165	32.858	1'43.339	271,4	12:47'49.108
11	20.339	25.863	24.183	32.863	1'43.248	269,3	12:49'32.356
12	20.350	25.810	24.459	32.590	1'43.209	269,3	12:51'15.565
13	20.309	25.610	23.867	32.523	1'42.309	269,3	12:52'57.874
14	20.232	25.827	24.484	32.408	1'42.951	280,5	12:54'40.825
15	20.337	25.761	23.911	32.667	1'42.676	<b>285,0</b>	12:56'23.501
16	20.447	25.866	23.823	32.590	1'42.726	271,4	12:58'06.227
17	<b>20.002</b>	<b>25.378</b>	23.871	32.664	<b>1'41.915</b>	277,6	12:59'48.142
18	20.246	25.525	<b>23.741</b>	32.841	1'42.353	270,0	13:01'30.495
Race Time 30'56.555							

13° 56 P. SEBESTYEN [1'42.046]							
Lap	Seg1	Seg2	Seg3	Seg4	Lap Time	km/h	Local Time
1		27.001	24.219	32.687	1'50.285	183,7	12:32'24.425
2	20.625	25.840	24.363	32.837	1'43.665	270,7	12:34'08.090
3	20.328	25.690	23.905	<b>32.465</b>	1'42.388	270,7	12:35'50.478
4	<b>20.158</b>	<b>25.536</b>	<b>23.886</b>	32.466	<b>1'42.046</b>	270,0	12:37'32.524
5	20.291	25.632	23.920	32.474	1'42.317	269,3	12:39'14.841
6	20.286	25.690	23.987	32.881	1'42.844	<b>271,4</b>	12:40'57.685
7	20.470	25.693	24.087	32.904	1'43.154	266,0	12:42'40.839
8	20.621	25.748	24.222	32.970	1'43.561	261,5	12:44'24.400
9	20.830	26.017	24.219	33.186	1'44.252	268,0	12:46'08.652
10	20.847	25.964	24.543	33.254	1'44.608	266,7	12:47'53.260
11	20.898	26.083	24.489	33.648	1'45.118	264,7	12:49'38.378
12	21.260	26.075	24.537	33.543	1'45.415	262,8	12:51'23.793
13	20.697	26.259	24.835	34.067	1'45.858	265,4	12:53'09.651
14	21.115	26.058	24.471	33.391	1'45.035	262,8	12:54'54.686
15	20.601	25.972	24.368	33.372	1'44.313	265,4	12:56'38.999
16	20.788	25.904	24.492	33.664	1'44.848	264,7	12:58'23.847
17	20.567	25.915	24.362	33.365	1'44.209	264,1	13:00'08.056

8° 99 A. HUERTAS [1'41.767]							
Lap	Seg1	Seg2	Seg3	Seg4	Lap Time	km/h	Local Time
1		26.333	23.998	32.352	1'48.709	181,5	12:32'22.849
2	20.430	25.759	23.980	32.736	1'42.905	272,0	12:34'05.754
3	<b>20.181</b>	25.708	24.098	32.280	1'42.267	273,4	12:35'48.021
4	20.256	25.644	24.076	32.305	1'42.281	268,0	12:37'30.302
5	20.448	25.628	<b>23.772</b>	<b>32.164</b>	1'42.012	269,3	12:39'12.314
6	20.189	<b>25.555</b>	23.841	32.182	<b>1'41.767</b>	269,3	12:40'54.081
7	20.410	25.605	24.090	32.277	1'42.382	268,0	12:42'36.463
8	20.521	25.730	23.881	32.309	1'42.441	268,0	12:44'18.904
9	20.308	25.797	24.112	32.658	1'42.875	272,0	12:46'01.779
10	20.626	25.763	23.994	32.515	1'42.898	271,4	12:47'44.677
11	20.576	25.834	24.238	33.337	1'43.985	<b>280,5</b>	12:49'28.662
12	20.642	26.054	24.520	33.181	1'44.397	274,1	12:51'13.059
13	20.515	25.934	24.282	33.109	1'43.840	276,2	12:52'56.899
14	20.564	25.866	24.253	33.027	1'43.710	269,3	12:54'40.609
15	21.840	25.772	23.956	32.558	1'44.126	274,1	12:56'24.735
16	20.376	25.636	23.964	32.894	1'42.870	270,7	12:58'07.605
17	20.398	25.697	23.963	32.572	1'42.630	268,0	12:59'50.235
18	20.265	25.779	23.970	32.597	1'42.611	267,3	13:01'32.846
Race Time 30'58.706							

9° 32 O. BAYLISS [1'41.865]							
Lap	Seg1	Seg2	Seg3	Seg4	Lap Time	km/h	Local Time
1		26.496	24.442	32.918	1'49.895	186,5	12:32'24.035
2	20.335	25.806	24.308	32.614	1'43.063	273,4	12:34'07.098
3	20.182	25.617	23.920	32.401	1'42.120	274,8	12:35'49.218
4	20.361	<b>25.443</b>	<b>23.841</b>	32.233	1'41.878	275,5	12:37'31.096
5	20.464	25.571	23.978	<b>32.085</b>	1'42.098	<b>276,2</b>	12:39'13.194
6	<b>20.002</b>	25.593	23.987	32.283	<b>1'41.865</b>	273,4	12:40'55.059
7	20.152	25.606	24.040	32.121	1'41.919	272,7	12:42'36.978
8	20.131	25.710	24.164	32.202	1'42.207	274,1	12:44'19.185
9	20.195	25.726	24.435	32.386	1'42.742	<b>276,2</b>	12:46'01.927
10	20.257	25.525	24.263	32.584	1'42.629	272,7	12:47'44.556
11	20.569	25.593	24.399	33.350	1'43.911	272,7	12:49'28.467
12	20.675	25.943	24.643	33.233	1'44.494	270,0	12:51'12.961
13	20.514	25.747	24.444	33.216	1'43.921	273,4	12:52'56.882
14	20.723	25.863	24.374	32.793	1'43.753	268,0	12:54'40.635
15	20.406	25.589	24.358	32.550	1'42.903	274,8	12:56'23.538
16	20.289	25.613	24.081	32.607	1'42.590	270,7	12:58'06.128
17	20.317	25.604	24.100	32.550	1'42.571	272,0	12:59'48.699
18	20.326	25.634	24.160	32.513	1'42.633	275,5	13:01'31.332
Race Time 30'57.192							

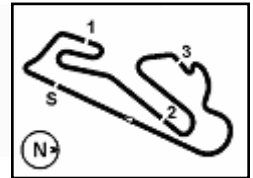
RET 11 N. BULEGA [1'41.880]							
Lap	Seg1	Seg2	Seg3	Seg4	Lap Time	km/h	Local Time
1		25.739	24.157	32.322	1'46.424	172,2	12:32'20.564
2	20.581	25.766	24.006	32.434	1'42.787	267,3	12:34'03.351
3	20.739	25.678	24.435	32.457	1'43.309	<b>275,5</b>	12:35'46.660
4	20.204	25.469	23.914	32.293	<b>1'41.880</b>	<b>275,5</b>	12:37'28.540
5	20.404	25.572	<b>23.804</b>	<b>32.180</b>	1'41.960	274,1	12:39'10.500
6	20.132	25.542	23.945	32.488	1'42.107	<b>275,5</b>	12:40'52.607
7	<b>20.015</b>	25.540	23.928	32.628	1'42.111	274,1	12:42'34.718
8	20.684	25.751	24.199	32.820	1'43.454	270,7	12:44'18.172
9	20.601	25.696	24.304	32.762	1'43.363	273,4	12:46'01.535
10	20.405	25.565	24.166	32.869	1'43.005	271,4	12:47'44.540
11	20.411	25.592	24.483	33.293	1'43.779	272,0	12:49'28.319
12	20.757	25.882	24.647	33.347	1'44.633	272,0	12:51'12.952
13	20.849	25.851	24.617	33.295	1'44.612	272,7	12:52'57.564
14	20.476	25.717	24.500	33.309	1'44.002	274,8	12:54'41.566

22/05/2022

P = Pits In/Out - C = Lap Time Cancelled

These data/results cannot be reproduced, stored and/or transmitted in whole or in part by any manner of electronic, mechanical, photocopying, recording, broadcasting or otherwise now known or herein after developed without the previous express consent by the copyright owner, except for reproduction in daily press and regular printed publications on sale to the public within 60 days of the event related to those data/results and always provided that copyright symbol appears together as follows below.

© DORNA WSBK ORGANIZATION Srl 2022



**Estoril Round, 20-22 May 2022**  
**Chronological Analysis Race 2**

Start at 12:30'34.140

18	20.702	26.238	24.574	33.671	1'45.185	267,3	13:01'53.241
Race Time 31'19.101							

14° 71 T. EDWARDS [1'42.093]							
Lap	Seg.1	Seg.2	Seg.3	Seg.4	Lap Time	km/h	Local Time
1		26.935	24.949	33.167	1'52.203	187,8	12:32'26.343
2	20.946	26.349	25.040	33.132	1'45.467	<b>277,6</b>	12:34'11.810
3	21.010	26.383	24.301	32.952	1'44.646	274,1	12:35'56.456
4	20.562	25.831	24.111	32.797	1'43.301	267,3	12:37'39.757
5	20.375	25.815	24.107	32.653	1'42.950	272,0	12:39'22.707
6	20.557	25.766	24.485	32.665	1'43.473	266,0	12:41'06.180
7	20.451	25.729	24.482	32.854	1'43.516	266,7	12:42'49.696
8	20.497	25.853	24.126	32.671	1'43.147	268,0	12:44'32.843
9	20.755	25.903	24.256	32.954	1'43.868	264,7	12:46'16.711
10	20.440	25.758	23.968	32.881	1'43.047	269,3	12:47'59.758
11	20.680	25.882	24.006	32.787	1'43.355	262,8	12:49'43.113
12	20.468	25.749	24.131	32.809	1'43.157	264,7	12:51'26.270
13	20.479	25.690	24.003	33.205	1'43.377	264,1	12:53'09.647
14	20.534	25.755	23.924	32.767	1'42.980	264,1	12:54'52.627
15	20.344	<b>25.629</b>	24.042	32.659	1'42.674	262,8	12:56'35.301
16	20.408	25.803	24.289	32.854	1'43.354	264,1	12:58'18.655
17	20.654	25.966	24.302	32.834	1'43.756	268,7	13:00'02.411
18	<b>20.277</b>	25.645	<b>23.840</b>	<b>32.331</b>	<b>1'42.093</b>	265,4	13:01'44.504
Race Time 31'10.364							

RET 9 S. JESPERSEN [1'42.107]							
Lap	Seg.1	Seg.2	Seg.3	Seg.4	Lap Time	km/h	Local Time
1		26.383	24.706	32.948	1'51.283	194,6	12:32'25.423
2	20.569	26.178	24.826	32.892	1'44.465	<b>282,7</b>	12:34'09.888
3	20.479	25.965	24.199	32.429	1'43.072	266,7	12:35'52.960
4	20.261	25.651	23.955	32.756	1'42.623	267,3	12:37'35.583
5	20.223	25.625	23.853	32.406	<b>1'42.107</b>	275,5	12:39'17.690
6	20.206	25.630	23.893	32.435	1'42.164	271,4	12:40'59.854
7	20.301	<b>25.609</b>	24.032	32.441	1'42.383	267,3	12:42'42.237
8	20.230	25.623	23.947	32.349	1'42.149	264,1	12:44'24.386
9	20.412	25.810	<b>23.852</b>	<b>32.300</b>	1'42.374	272,7	12:46'06.760
10	20.212	25.703	24.297	32.901	1'43.113	278,4	12:47'49.873
11	20.303	25.663	24.317	33.105	1'43.388	272,0	12:49'33.261
12	20.225	25.779	24.086	32.650	1'42.740	272,7	12:51'16.001
13	20.202	25.641	23.990	32.558	1'42.391	269,3	12:52'58.392
14	20.376	25.644	24.286	32.856	1'43.162	276,2	12:54'41.554
15	<b>20.155</b>	25.624	23.986	32.511	1'42.276	269,3	12:56'23.830
16	20.175	25.646	24.120	1'35.044	2'44.985P	273,4	12:59'08.815
Race Time 28'34.675							

16° 38 H. SOOMER [1'42.288]							
Lap	Seg.1	Seg.2	Seg.3	Seg.4	Lap Time	km/h	Local Time
1		26.102	24.417	32.516	1'48.696	181,2	12:32'22.836
2	20.334	25.632	24.058	32.940	1'42.964	271,4	12:34'05.800
3	20.488	25.660	23.951	32.545	1'42.644	<b>272,0</b>	12:35'48.444
4	20.558	25.691	<b>23.790</b>	<b>32.314</b>	1'42.353	268,7	12:37'30.797
5	20.743	25.823	23.984	32.487	1'43.037	<b>272,0</b>	12:39'13.834
6	20.413	25.584	24.047	32.848	1'42.892	268,7	12:40'56.726
7	<b>20.196</b>	<b>25.484</b>	23.981	32.627	<b>1'42.288</b>	<b>272,0</b>	12:42'39.014
8	20.376	25.719	24.155	32.705	1'42.955	266,0	12:44'21.969
9	20.402	25.651	24.092	33.697	1'43.842	266,7	12:46'05.811
10	20.792	25.748	24.370	33.050	1'43.960	268,0	12:47'49.771
11	20.561	25.630	24.415	33.387	1'43.993	268,0	12:49'33.764
12	20.590	25.678	24.306	33.461	1'44.035	268,7	12:51'17.799
13	20.576	25.856	24.153	34.122	1'44.707	267,3	12:53'02.506
14	20.579	26.057	24.575	33.595	1'44.806	263,4	12:54'47.312
15	20.636	25.996	24.372	35.414	1'46.418	263,4	12:56'33.730
16	20.647	25.846	24.581	33.595	1'44.669	260,2	12:58'18.399
17	20.779	25.989	24.400	33.363	1'44.531	261,5	13:00'02.930
18	20.341	26.036	24.238	33.335	1'43.950	269,3	13:01'46.880
Race Time 31'12.740							

RET 10 U. ORRADRE [1'42.403]							
Lap	Seg.1	Seg.2	Seg.3	Seg.4	Lap Time	km/h	Local Time
1		26.537	24.187	32.780	1'49.432	177,9	12:32'23.572
2	20.445	25.735	23.850	32.859	1'42.889	267,3	12:34'06.461
3	20.339	25.862	23.945	32.625	1'42.771	271,4	12:35'49.232
4	20.267	<b>25.457</b>	24.136	32.543	<b>1'42.403</b>	270,7	12:37'31.635
5	20.364	25.776	23.827	<b>32.499</b>	1'42.466	272,0	12:39'14.101
6	20.282	25.763	<b>23.815</b>	32.701	1'42.561	<b>275,5</b>	12:40'56.662
7	20.422	25.634	23.915	32.508	1'42.479	269,3	12:42'39.141
8	20.373	25.897	24.123	33.118	1'43.511	274,8	12:44'22.652
9	20.611	26.056	23.994	33.179	1'43.840	268,7	12:46'06.492
10	20.397	26.087	24.338	32.947	1'43.769	268,7	12:47'50.261
11	20.386	25.663	24.181	33.296	1'43.526	274,1	12:49'33.787
12	<b>20.250</b>	25.867	24.055	33.287	1'43.459	271,4	12:51'17.246
Race Time 20'43.106							

18° 13 L. OTTAVIANI [1'42.482]							
Lap	Seg.1	Seg.2	Seg.3	Seg.4	Lap Time	km/h	Local Time
1		26.618	24.889	33.036	1'52.254	190,1	12:32'26.394
2	20.493	26.296	24.488	32.824	1'44.101	<b>279,8</b>	12:34'10.495
3	20.622	25.893	24.282	33.020	1'43.817	272,0	12:35'54.312
4	20.540	25.848	24.007	32.617	1'43.012	272,0	12:37'37.324
5	20.383	25.779	24.012	32.745	1'42.919	268,7	12:39'20.243
6	20.483	25.799	23.958	32.838	1'43.078	266,7	12:41'03.321
7	20.404	25.820	24.037	32.784	1'43.045	265,4	12:42'46.366
8	20.666	25.993	24.090	32.918	1'43.667	264,1	12:44'30.033
9	20.727	26.004	24.198	32.822	1'43.751	263,4	12:46'13.784
10	20.545	25.924	24.296	32.952	1'43.717	264,7	12:47'57.501
11	20.801	25.948	24.324	32.821	1'43.894	264,1	12:49'41.395
12	20.562	25.878	24.264	32.747	1'43.451	262,8	12:51'24.846
13	20.419	25.846	24.523	33.990	1'44.778	266,0	12:53'09.624
14	20.688	25.844	24.164	32.622	1'43.318	265,4	12:54'52.942
15	20.416	25.783	24.002	32.570	1'42.771	268,0	12:56'35.713
16	<b>20.284</b>	<b>25.660</b>	24.013	33.196	1'43.153	268,0	12:58'18.866
17	20.565	26.058	24.285	33.190	1'44.098	268,0	13:00'02.964
18	20.317	25.790	<b>23.875</b>	<b>32.500</b>	<b>1'42.482</b>	268,7	13:01'45.446
Race Time 31'11.306							

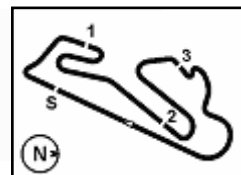
19° 54 B. SOFUOGLU [1'42.802]							
Lap	Seg.1	Seg.2	Seg.3	Seg.4	Lap Time	km/h	Local Time
1		26.576	24.738	32.928	1'51.162	196,0	12:32'25.302
2	21.035	25.895	25.002	32.662	1'44.594		12:34'09.896
3	20.938	25.929	24.458	33.261	1'44.586	264,1	12:35'54.482
4	20.638	25.717	26.019	32.799	1'45.173	<b>276,9</b>	12:37'39.655
5	20.651	25.990	24.274	32.563	1'43.478		12:39'23.133
6	20.351	<b>25.543</b>	<b>24.159</b>	32.749	<b>1'42.802</b>		12:41'05.935
7	<b>20.229</b>	25.866	24.372	32.786	1'43.253		12:42'49.188
8	20.583	25.928	24.787	<b>32.413</b>	1'43.711		12:44'32.899
9	20.416	25.852	24.370	33.137	1'43.775		12:46'16.674
10	20.771	25.973	24.242	33.089	1'44.075		12:48'00.749
11	20.654	25.937	24.580	33.299	1'44.470		12:49'45.219
12	20.651	26.095	24.536	33.347	1'44.629		12:51'29.848
13	20.825	26.064	24.612	33.556	1'45.057		12:53'14.905
14	20.666	26.189	24.643	33.335	1'44.833	266,0	12:54'59.738
15	20.712	26.187	24.819	33.309	1'45.027		12:56'44.765
16	20.541	26.068	24.734	33.514	1'44.857		12:58'29.622
17	20.720	26.117	24.609	33.348	1'44.794		13:00'14.416
18	20.694	26.017	24.669	33.500	1'44.880		13:01'59.296
Race Time 31'25.156							

20° 21 B. CURRIE [1'43.787]							
Lap	Seg.1	Seg.2	Seg.3	Seg.4	Lap Time	km/h	Local Time
1		27.213	24.719	33.101	1'52.835	193,9	12:32'26.975
2	20.854	26.471	24.653	32.999	1'44.977	<b>283,5</b>	12:34'11.952
3	21.494	26.466	24.816	32.787	1'45.563	275,5	12:35'57.515
4	20.637	26.185	<b>24.202</b>	<b>32.763</b>	<b>1'43.787</b>	270,7	12:37'41.302

22/05/2022 P = Pits In/Out - C = Lap Time Cancelled

These data/results cannot be reproduced, stored and/or transmitted in whole or in part by any manner of electronic, mechanical, photocopying, recording, broadcasting or otherwise now known or herein after developed without the previous express consent by the copyright owner, except for reproduction in daily press and regular printed publications on sale to the public within 60 days of the event related to those data/results and always provided that copyright symbol appears together as follows below.

© DORNA WSBK ORGANIZATION Srl 2022



**Estoril Round, 20-22 May 2022**  
**Chronological Analysis Race 2**

Start at 12:30'34.140

4 / 4

5	20.602	26.447	24.340	32.958	1'44.347	269,3	12:39'25.649
6	20.560	26.336	24.327	33.016	1'44.239	274,1	12:41'09.888
7	<b>20.393</b>	26.217	24.486	32.957	1'44.053	273,4	12:42'53.941
8	20.773	26.300	24.328	33.149	1'44.550	264,1	12:44'38.491
9	20.704	<b>26.119</b>	24.379	33.238	1'44.440	265,4	12:46'22.931
10	20.812	26.487	24.735	33.334	1'45.368	264,7	12:48'08.299
11	21.583	26.577	24.804	33.403	1'46.367	263,4	12:49'54.666
12	20.922	26.649	24.773	33.508	1'45.852	269,3	12:51'40.518
13	20.949	26.649	24.738	33.449	1'45.785	271,4	12:53'26.303
14	20.899	26.435	24.751	33.322	1'45.407	266,7	12:55'11.710
15	20.727	26.280	24.713	33.561	1'45.281	268,7	12:56'56.991
16	20.909	26.444	24.570	33.375	1'45.298	262,1	12:58'42.289
17	20.772	26.313	24.646	33.201	1'44.932	262,8	13:00'27.221
18	20.790	26.231	24.275	33.099	1'44.395	265,4	13:02'11.616

Race Time 31'37.476

21° 73 M. KOFLER [1'44.271]							
Lap	Seg.1	Seg.2	Seg.3	Seg.4	Lap Time	km/h	Local Time
1		26.796	24.782	33.059	1'50.917	191,5	12:32'25.057
2	21.214	26.909	25.000	33.340	1'46.463	<b>274,1</b>	12:34'11.520
3	20.839	26.560	24.508	33.311	1'45.218	272,0	12:35'56.738
4	20.589	26.484	<b>24.301</b>	33.172	1'44.546	272,7	12:37'41.284
5	<b>20.438</b>	26.365	24.326	33.163	1'44.292	268,0	12:39'25.576
6	20.489	26.165	24.401	33.216	<b>1'44.271</b>	268,7	12:41'09.847
7	20.741	<b>26.140</b>	24.691	33.083	1'44.655	270,7	12:42'54.502
8	20.652	26.245	24.439	33.066	1'44.402	270,7	12:44'38.904
9	20.657	26.188	24.442	33.079	1'44.366	271,4	12:46'23.270
10	20.623	26.468	24.875	33.383	1'45.349	272,0	12:48'08.619
11	20.848	26.641	24.761	33.692	1'45.942	270,7	12:49'54.561
12	20.752	26.622	24.854	33.614	1'45.842	265,4	12:51'40.403
13	20.814	26.647	24.610	33.796	1'45.867	264,7	12:53'26.270
14	20.691	26.478	24.675	33.562	1'45.406	264,7	12:55'11.676
15	20.822	26.571	24.667	33.371	1'45.431	264,7	12:56'57.107
16	20.535	26.486	24.519	33.599	1'45.139	270,7	12:58'42.246
17	20.622	26.304	24.640	33.388	1'44.954	266,7	13:00'27.200
18	20.604	26.532	24.419	<b>32.960</b>	1'44.515	264,7	13:02'11.715

Race Time 31'37.575

RET 36 S. KROEZE [1'44.870]							
Lap	Seg.1	Seg.2	Seg.3	Seg.4	Lap Time	km/h	Local Time
1		26.888	24.841	33.406	1'53.324	193,2	12:32'27.464
2	<b>20.756</b>	<b>26.335</b>	<b>24.757</b>	<b>33.022</b>	<b>1'44.870</b>	<b>277,6</b>	12:34'12.334

Race Time 3'38.194

23° 25 M. BRENNER [1'44.969]							
Lap	Seg.1	Seg.2	Seg.3	Seg.4	Lap Time	km/h	Local Time
1		26.926	24.932	33.205	1'52.138	180,3	12:32'26.278
2	21.216	26.140	24.625	33.544	1'45.525	<b>272,7</b>	12:34'11.803
3	21.959	26.600	25.050	<b>33.109</b>	1'46.718	266,0	12:35'58.521
4	<b>20.727</b>	26.265	24.589	34.250	1'45.831	268,0	12:37'44.352
5	21.096	26.424	24.732	34.094	1'46.346	262,1	12:39'30.698
6	20.983	<b>26.136</b>	25.250	34.265	1'46.634	262,8	12:41'17.332
7	21.270	27.225	26.085	34.961	1'49.541	260,9	12:43'06.873
8	22.170	28.241	26.206	35.233	1'51.850	258,4	12:44'58.723
9	21.996	27.310	25.278	34.510	1'49.094	262,8	12:46'47.817
10	21.566	27.269	25.832	34.482	1'49.149	260,9	12:48'36.966
11	22.088	27.597	26.381	35.750	1'51.816	259,0	12:50'28.782
12	22.333	27.765	25.629	35.339	1'51.066	259,0	12:52'19.848
13	21.965	27.193	25.985	34.989	1'50.132	260,2	12:54'09.980
14	21.544	26.916	25.792	34.334	1'48.586	260,2	12:55'58.566
15	21.327	26.464	25.275	33.814	1'46.880	259,0	12:57'45.446
16	21.197	26.598	25.441	33.784	1'47.020	259,6	12:59'32.466
17	21.107	26.412	24.952	33.495	1'45.966	260,9	13:01'18.432
18	20.843	26.221	<b>24.559</b>	33.346	<b>1'44.969</b>	261,5	13:03'03.401

Race Time 32'29.261

RET 12 F. FULIGNI [1'45.002]							
Lap	Seg.1	Seg.2	Seg.3	Seg.4	Lap Time	km/h	Local Time
1		26.905	25.088	33.262	1'52.717	194,2	12:32'26.857
2	<b>20.841</b>	<b>26.130</b>	<b>24.870</b>	<b>33.161</b>	<b>1'45.002</b>	<b>273,4</b>	12:34'11.859

Race Time 3'37.719

25° 6 J. BUIS [1'45.811]							
Lap	Seg.1	Seg.2	Seg.3	Seg.4	Lap Time	km/h	Local Time
1		26.984	24.988	<b>33.145</b>	1'52.743	195,3	12:32'26.883
2	21.102	26.581	<b>24.709</b>	33.419	<b>1'45.811</b>	271,4	12:34'12.694
3	21.620	<b>26.530</b>	25.283	33.601	1'47.034	<b>275,5</b>	12:35'59.728
4	21.201	26.623	24.869	33.934	1'46.627	269,3	12:37'46.355
5	21.449	26.868	25.070	33.956	1'47.343	266,0	12:39'33.698
6	21.942	27.079	25.619	34.384	1'49.024	268,0	12:41'22.722
7	21.159	26.940	25.217	34.056	1'47.372	261,5	12:43'10.094
8	21.435	26.949	25.217	34.382	1'47.983	264,7	12:44'58.077
9	21.364	26.887	25.086	34.048	1'47.385	262,8	12:46'45.462
10	21.341	26.707	25.395	34.127	1'47.570	263,4	12:48'33.032
11	21.373	26.839	25.579	35.170	1'48.961	260,9	12:50'21.993
12	21.622	27.371	25.798	34.631	1'49.422	261,5	12:52'11.415
13	21.525	27.232	25.901	34.610	1'49.268	259,0	12:54'00.683
14	21.505	27.149	25.398	34.368	1'48.420	263,4	12:55'49.103
15	21.317	26.970	25.131	34.234	1'47.652	262,1	12:57'36.755
16	21.239	27.005	25.331	33.990	1'47.565	262,1	12:59'24.320
17	<b>21.080</b>	27.044	25.035	33.974	1'47.133	263,4	13:01'11.453
18	21.152	26.903	25.153	34.036	1'47.244	263,4	13:02'58.697

Race Time 32'24.557

RET 62 S. MANZI [1'55.543]							
Lap	Seg.1	Seg.2	Seg.3	Seg.4	Lap Time	km/h	Local Time
1		25.964	24.451	<b>32.218</b>	1'47.846	180,0	12:32'21.986
2	<b>20.400</b>	<b>25.666</b>	<b>24.430</b>	42.387	1'52.883P	<b>276,2</b>	12:34'14.869
3	1'32.733	29.511	27.668	37.071	3'06.983P		12:37'21.852
4	22.957	38.890	31.434	37.595	2'10.876	257,8	12:39'32.728
5	22.974	29.005	27.871	36.752	1'56.602	261,5	12:41'29.330
6	23.224	29.357	28.096	36.776	1'57.453	258,4	12:43'26.783
7	23.295	29.242	27.709	36.933	1'57.179	259,0	12:45'23.962
8	22.801	28.609	27.319	36.814	<b>1'55.543</b>	259,0	12:47'19.505
9	22.945	29.135	27.475	36.826	1'56.381	258,4	12:49'15.886
10	22.929	28.951	27.534	36.273	2'15.687P	258,4	12:51'31.573

Race Time 20'57.433

RET 16 J. CLUZEL							
Lap	Seg.1	Seg.2	Seg.3	Seg.4	Lap Time	km/h	Local Time
1		<b>26.718</b>	<b>24.829</b>	<b>33.244</b>	1'50.606	169,3	12:32'24.746
2	<b>24.920</b>	26.776	25.377	40.096	1'57.169P	<b>240,5</b>	12:34'21.915

Race Time 3'47.775

22/05/2022 P = Pits In/Out - C = Lap Time Cancelled

These data/results cannot be reproduced, stored and/or transmitted in whole or in part by any manner of electronic, mechanical, photocopying, recording, broadcasting or otherwise now known or herein after developed without the previous express consent by the copyright owner, except for reproduction in daily press and regular printed publications on sale to the public within 60 days of the event related to those data/results and always provided that copyright symbol appears together as follows below.

© DORNA WSBK ORGANIZATION Srl 2022

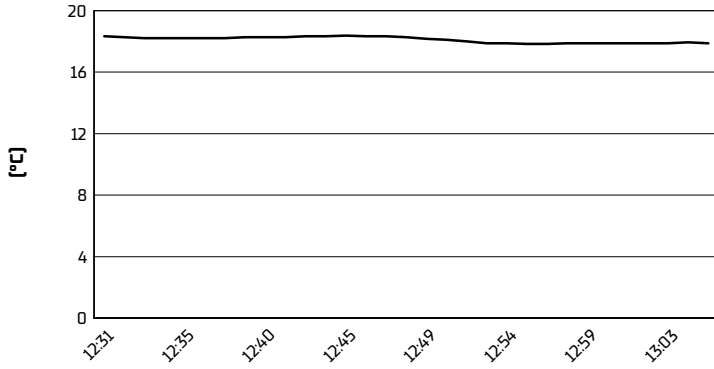


**Estoril Round, 20-22 May 2022**

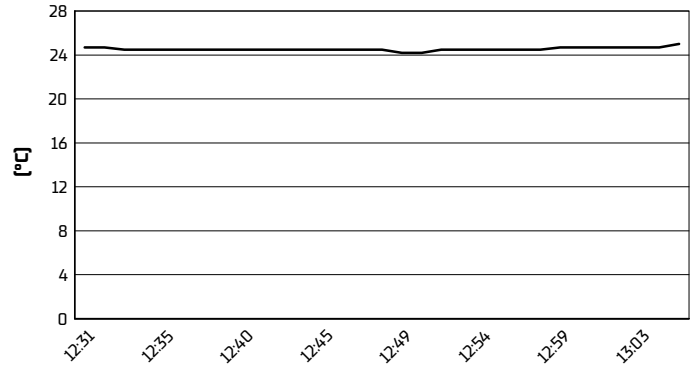
**Weather Report Race 2**

Session started 12:31 - Session ended 13:06

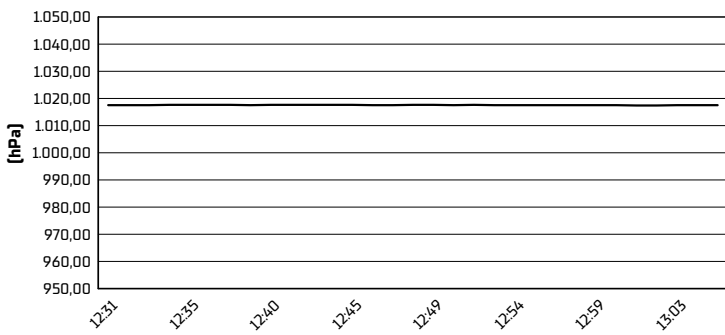
**Air Temperature**



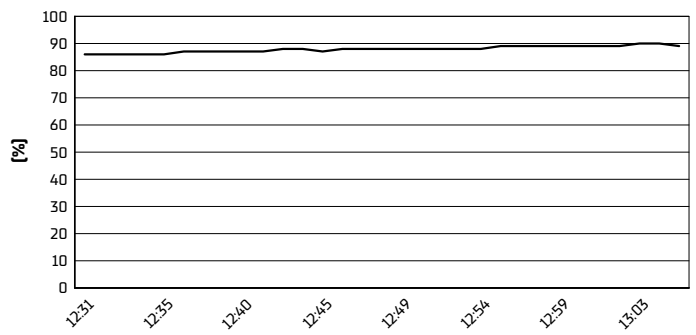
**Track Temperature**



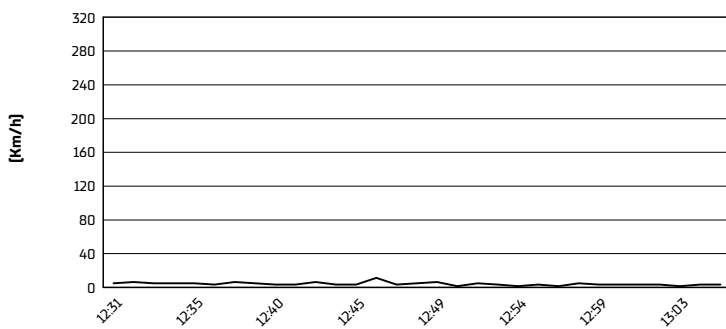
**Air Pressure**



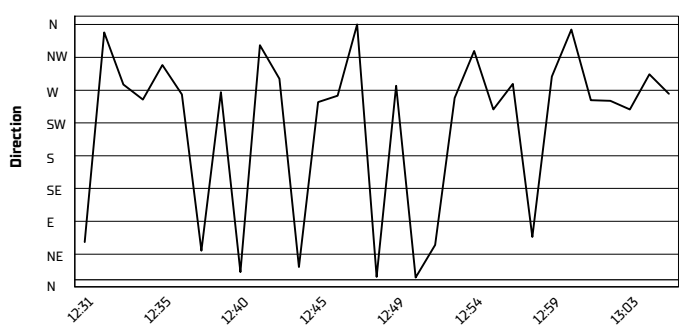
**Humidity**



**Wind Speed**



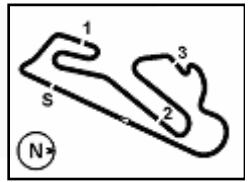
**Wind Direction**



22/05/2022

These data/results cannot be reproduced, stored and/or transmitted in whole or in part by any manner of electronic, mechanical, photocopying, recording, broadcasting or otherwise now known or herein after developed without the previous express consent by the copyright owner, except for reproduction in daily press and regular printed publications on sale to the public within 60 days of the event related to those data/results and always provided that copyright symbol appears together as follows below.

© DORNA WSBK ORGANIZATION Srl 2022



Circuito Estoril 4.182 m

**Estoril Round, 20-22 May 2022**  
**Manufacturers Standings**

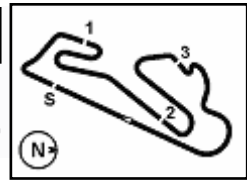
	Points	Points From First	Points From Previous	April 10		April 24		May 22		June 12	July 17	July 31	September 11	September 25	October 9	October 23	November 13	November 20				
				ARAGON	ASSEN	ESTORIL	MISANO	DONINGTON	MOST													MAGNY-COURS
1 YAMAHA	150			25 25	25 25	25 25																
				1 1	1 1	1 1																
2 DUCATI	82	68		11 16	16 13	16 10																
				3 2	2 2	2 2																
3 KAWASAKI	72	78	10	16 9	5 16	13 13																
				2 3	4 3	3 3																
4 MV AGUSTA	42	108	30	10 11	10 9	2																
				4 4	3 4	4 4																
5 TRIUMPH	41	109	1	9 8	9 11	4																
				5 5	5 5	5 5																

22/05/2022 First Line: Championship Standings - Second Line: Ranking Progression

These data/results cannot be reproduced, stored and/or transmitted in whole or in part by any manner of electronic, mechanical, photocopying, recording, broadcasting or otherwise now known or herein after developed without the previous express consent by the copyright owner, except for reproduction in daily press and regular printed publications on sale to the public within 60 days of the event related to those data/results and always provided that copyright symbol appears together as follows below.

© DORNA WSBK ORGANIZATION Srl 2022





**Estoril Round, 20-22 May 2022**  
**Team Standings**

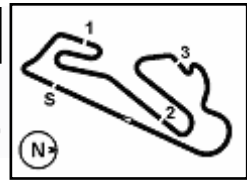
	April 10 <b>ARAGON</b>	April 24 <b>ASSEN</b>	May 22 <b>ESTORIL</b>	June 12 <b>MISANO</b>	July 17 <b>DONINGTON</b>	July 31 <b>MDST</b>	September 11 <b>MAGNY-COURS</b>	September 25 <b>BARCELONA</b>	October 9 <b>PORTIMAO</b>	October 23 <b>VILLUCUM</b>	November 13 <b>MANDALIKA</b>	November 20 <b>PHILLIP ISLAND</b>
--	---------------------------	--------------------------	--------------------------	--------------------------	-----------------------------	------------------------	------------------------------------	----------------------------------	------------------------------	-------------------------------	---------------------------------	--------------------------------------

<b>1 Ten Kate Racing Yamaha</b>		<b>156</b>										
AEGERTER Dominique	145	20	25	25	25	25						
TACCINI Leonardo	11		6	3	2							
<b>2 Evan Bros.WorldSSP Yamaha Team</b>		<b>106 (-50)</b>										
BALDASSARRI Lorenzo	101	25	20		20	20	16					
SEBESTYEN Peter	5	2					3					
<b>3 Kawasaki Puccetti Racing</b>		<b>99 (-57)</b>										
ONCU Can	56	16			16	13	11					
MONTELLA Yari	43		9	4	7	10	13					
<b>4 Aruba.it Racing WorldSSP Team</b>		<b>72 (-84)</b>										
BULEGA Nicolo	72	11	16	16	13	16						
<b>5 EAB Racing Team</b>		<b>63 (-93)</b>										
VAN STRAALLEN Glenn	63	13	13	20		9	8					
<b>6 Dynavolt Triumph</b>		<b>62 (-94)</b>										
SOOMER Hannes	35	5	6	9	11		4					
MANZI Stefano	27	9	8		10							
<b>7 MV Agusta Reparto Corse</b>		<b>55 (-101)</b>										
TUULI Niki	40	10	11	10	9							
SOFUOGLU Bahattin	15	4	2	1	6		2					
<b>8 VFT Racing</b>		<b>38 (-118)</b>										
SMITH Kyle	33				8	5	20					
BRENNER Marcel	5				4	1						
<b>9 MTM Kawasaki</b>		<b>34 (-122)</b>										
HUERTAS Adrian	34	7	5	5		8	9					
<b>10 Althea Racing</b>		<b>34 (-122)</b>										
CARICASULLO Federico	34	8	4	11		11						
<b>11 GMT94 Yamaha</b>		<b>31 (-125)</b>										
CLUZEL Jules	23		10	13								
VERDOIA Andy	8	1				7						
<b>12 BARNI Spark Racing Team</b>		<b>21 (-135)</b>										
BAYLISS Oliver	21			2	5	4	10					
<b>13 Kallio Racing</b>		<b>20 (-136)</b>										
HOBELBERGER Patrick	17	6	3	8								
JESPERSEN Simon	3					3						
<b>14 MS Racing Yamaha WorldSSP</b>		<b>17 (-139)</b>										
VOSTATEK Ondrej	12					6	6					
ORRADRE Unai	5			3	2							
<b>15 Orelec Racing Verdatura WorldSSP</b>		<b>15 (-141)</b>										
DE ROSA Raffaele	15		7	7	1							
<b>16 Yart - Yamaha WorldSSP</b>		<b>7 (-149)</b>										
EDWARDS Tom	7						7					
<b>17 AltoGo Racing Team</b>		<b>5 (-151)</b>										
OTTAVIANI Luca	5						5					
<b>18 Prodina Racing WorldSSP</b>		<b>4 (-152)</b>										
BOOTH-AMOS Thomas	4	3	1									
<b>19 Motozoo Racing by Puccetti</b>		<b>1 (-155)</b>										
CURRIE Benjamin	1						1					

22/05/2022 \* Independent teams

These data/results cannot be reproduced, stored and/or transmitted in whole or in part by any manner of electronic, mechanical, photocopying, recording, broadcasting or otherwise now known or herein after developed without the previous express consent by the copyright owner, except for reproduction in daily press and regular printed publications on sale to the public within 60 days of the event related to those data/results and always provided that copyright symbol appears together as follows below.

© DORNA WSBK ORGANIZATION Srl 2022



**Estoril Round, 20-22 May 2022**  
**Team Standings**

April 10 <b>ARAGON</b>	April 24 <b>ASSEN</b>	May 22 <b>ESTORIL</b>	June 12 <b>MISANO</b>	July 17 <b>DONINGTON</b>	July 31 <b>MOST</b>	September 11 <b>MAGNY-COURS</b>	September 25 <b>BARCELONA</b>	October 9 <b>PORTIMAO</b>	October 23 <b>VILLICUM</b>	November 13 <b>MANDALIKA</b>	November 20 <b>PHILLIP ISLAND</b>
---------------------------	--------------------------	--------------------------	--------------------------	-----------------------------	------------------------	------------------------------------	----------------------------------	------------------------------	-------------------------------	---------------------------------	--------------------------------------

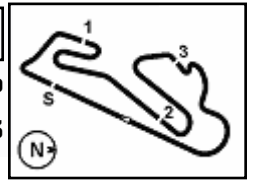
22/05/2022

These data/results cannot be reproduced, stored and/or transmitted in whole or in part by any manner of electronic, mechanical, photocopying, recording, broadcasting or otherwise now known or herein after developed without the previous express consent by the copyright owner, except for reproduction in daily press and regular printed publications on sale to the public within 60 days of the event related to those data/results and always provided that copyright symbol appears together as follows below.

© DORNA WSBK ORGANIZATION Srl 2022

FICR PERUGIA TIMING




**Estoril Round, 20-22 May 2022**  
**Race Winners**

	2019	2020	2021	2022
<b>01 Aragon</b>	Krummenacher R. [SUI] YAM	RC1: Locatelli A. [ITA] YAM RC2: Locatelli A. [ITA] YAM	RC1: Odendaal S. [RSA] YAM RC2: Odendaal S. [RSA] YAM	RC1: Baldassarri L. [ITA] YAM RC2: Aegerter D. [SUI] YAM
<b>02 Assen</b>	Caricasulo F. [ITA] YAM		RC1: Aegerter D. [SUI] YAM RC2: Aegerter D. [SUI] YAM	RC1: Aegerter D. [SUI] YAM RC2: Aegerter D. [SUI] YAM
<b>03 Estoril</b>		RC1: Locatelli A. [ITA] YAM RC2: Mahias L. [FRA] KAW	RC1: Odendaal S. [RSA] YAM RC2: Aegerter D. [SUI] YAM	RC1: Aegerter D. [SUI] YAM RC2: Aegerter D. [SUI] YAM
<b>04 Misano</b>	Krummenacher R. [SUI] YAM		RC1: Aegerter D. [SUI] YAM RC2: Aegerter D. [SUI] YAM	
<b>05 Donington</b>	Cluzel J. [FRA] YAM			
<b>06 Most</b>			RC1: Odendaal S. [RSA] YAM RC2: Aegerter D. [SUI] YAM	
<b>07 Magny-Cours</b>	Mahias L. [FRA] KAW	RC1: Locatelli A. [ITA] YAM RC2: Mahias L. [FRA] KAW	RC1: Aegerter D. [SUI] YAM RC2: Gonzalez M. [ESP] YAM	
<b>08 Barcelona</b>		RC1: Verdoia A. [FRA] YAM RC2: Locatelli A. [ITA] YAM	RC1: Krummenacher R. [SUI] YAM RC2: Gonzalez M. [ESP] YAM	
<b>09 Portimao</b>	Caricasulo F. [ITA] YAM	RC1: Locatelli A. [ITA] YAM RC2: Locatelli A. [ITA] YAM	RC1: Cluzel J. [FRA] YAM RC2: Odendaal S. [RSA] YAM	
<b>10 Villucium</b>	Cluzel J. [FRA] YAM		RC1: Cluzel J. [FRA] YAM RC2: Cluzel J. [FRA] YAM	
<b>11 Mandalika</b>			RC1: De Rosa R. [ITA] KAW RC2: Cluzel J. [FRA] YAM	
<b>12 Phillip Island</b>	Krummenacher R. [SUI] YAM	Locatelli A. [ITA] YAM		

**2022**

- 5 D. Aegerter**  
**1 L. Baldassarri**

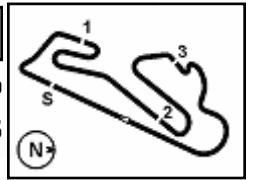
**ALL TIMES**

- |                              |                          |                         |                          |
|------------------------------|--------------------------|-------------------------|--------------------------|
| <b>43</b> K. Sofuoglu        | <b>6</b> C. Davies       | <b>3</b> K. Smith       | <b>1</b> G. Rea          |
| <b>24</b> J. Cluzel          | <b>6</b> K. Fujiwara     | <b>2</b> J. Brookes     | <b>1</b> P. Riba         |
| <b>16</b> F. Foret           | <b>6</b> B. Parkes       | <b>2</b> S. Cortese     | <b>1</b> M. Roccoli      |
| <b>15</b> <b>D. Aegerter</b> | <b>6</b> J. Teuchert     | <b>2</b> M. Gonzalez    | <b>1</b> R. Rolfo        |
| <b>12</b> S. Charpentier     | <b>6</b> M. van der Mark | <b>2</b> P. Jacobsen    | <b>1</b> Y. Tiberio      |
| <b>12</b> E. Laverty         | <b>5</b> C. Crutchlow    | <b>2</b> A. West        | <b>1</b> N. Tuuli        |
| <b>12</b> A. Locatelli       | <b>5</b> S. Odendaal     | <b>2</b> R. Xaus        | <b>1</b> J. Vd Goorbergh |
| <b>11</b> K. Muggeridge      | <b>4</b> K. Curtain      | <b>1</b> A. Badovini    | <b>1</b> A. Verdoia      |
| <b>9</b> L. Mahias           | <b>4</b> C. Vermeulen    | <b>1</b> L. Baldassarri | <b>1</b> R. Wilairot     |
| <b>8</b> S. Lowes            | <b>4</b> J. Whitham      | <b>1</b> P. Bontempi    | <b>1</b> L. Zanetti      |
| <b>7</b> R. Krummenacher     | <b>3</b> C. Kellner      | <b>1</b> R. De Rosa     | <b>1</b> W. Zeelenberg   |
| <b>7</b> A. Pitt             | <b>3</b> J. Lascorz      | <b>1</b> L. Lanzi       |                          |
| <b>6</b> F. Caricasulo       | <b>3</b> I. MacPherson   | <b>1</b> S. Morais      |                          |
| <b>6</b> P. Casoli           | <b>3</b> J. Rea          | <b>1</b> G. Nannelli    |                          |
| <b>6</b> S. Chambon          | <b>3</b> L. Scassa       | <b>1</b> M. Pirro       |                          |

22/05/2022

These data/results cannot be reproduced, stored and/or transmitted in whole or in part by any manner of electronic, mechanical, photocopying, recording, broadcasting or otherwise now known or herein after developed without the previous express consent by the copyright owner, except for reproduction in daily press and regular printed publications on sale to the public within 60 days of the event related to those data/results and always provided that copyright symbol appears together as follows below.

© DORNA WSBK ORGANIZATION Srl 2022



**Estoril Round, 20-22 May 2022**  
**Best Laps & Speeds**

No.	Rider Bike	Nat	Best Lap		FP1		FP2		SP		RC1		WUP		RC2	
			LL	SPD	LL	SPD	LL	SPD	LL	SPD	LL	SPD	LL	SPD	LL	SPD
1	<b>77 D. AEGERTER</b> Yamaha YZF R6	SUI	<b>1'39.046</b> 92 280,5		1'40.433 19 <b>280,5</b>		1'39.806 21 <b>280,5</b>		<b>1'39.046</b> 9 268,6		1'40.058 18 270,0		1'56.676 7 269,3		1'41.072 18 278,3	
2	<b>11 N. BULEGA</b> Ducati Panigale V2	ITA	<b>1'39.884</b> 91 282,7		1'41.635 21 <b>282,7</b>		1'40.905 21 281,2		<b>1'39.884</b> 9 272,7		1'40.571 18 272,7		1'55.149 7 267,3		1'41.880 15 275,5	
3	<b>28 G. VAN STRAALEN</b> Yamaha YZF R6	NED	<b>1'39.952</b> 80 278,3		1'41.670 17 <b>278,3</b>		1'40.607 18 274,8		<b>1'39.952</b> 9 268,6		1'40.491 18 269,3				1'41.305 18 276,2	
4	<b>7 L. BALDASSARRI</b> Yamaha YZF R6	ITA	<b>1'40.106</b> 84 282,7		1'40.361 18 <b>282,7</b>		1'40.906 16 280,5		<b>1'40.106</b> 9 275,5		1'40.437 18 277,6		1'55.999 5 266,0		1'41.622 18 <b>282,7</b>	
5	<b>16 J. CLUZEL</b> Yamaha YZF R6	FRA	<b>1'40.171</b> 63 277,6		1'41.277 20 276,2		1'40.501 19 <b>277,6</b>		<b>1'40.171</b> 9 274,1		1'40.629 13 272,0		1'56.962 2 260,8			
6	<b>94 A. VERDOIA</b> Yamaha YZF R6	FRA	<b>1'40.180</b> 67 276,9		1'40.842 20 <b>276,9</b>		1'40.537 18 <b>276,9</b>		<b>1'40.180</b> 9 270,0		1'41.043 18 273,4		1'58.461 2 260,2			
7	<b>64 F. CARICASULO</b> Ducati Panigale V2	ITA	<b>1'40.247</b> 75 280,5		1'40.958 17 279,0		1'40.758 20 <b>280,5</b>		<b>1'40.247</b> 7 269,3		1'40.823 18 277,6		1'55.297 7 264,0		1'41.392 6 279,7	
8	<b>61 C. ONCU</b> Kawasaki ZX-6R	TUR	<b>1'40.453</b> 79 281,2		1'40.963 16 280,5		1'41.061 18 <b>281,2</b>		<b>1'40.453</b> 8 274,1		1'40.685 18 270,0		1'56.242 1 264,7		1'41.568 18 276,9	
9	<b>66 N. TUULI</b> MV Agusta F3 800 RR	FIN	<b>1'40.490</b> 50 274,8		1'41.745 14 <b>274,8</b>		1'41.385 16 273,4		<b>1'40.490</b> 9 268,6		1'41.114 9 273,4		1'57.865 2 266,0			
10	<b>62 S. MANZI</b> Triumph Street Triple RS	ITA	<b>1'40.517</b> 58 280,5		1'41.954 16 273,4		1'41.161 17 <b>280,5</b>		<b>1'40.517</b> 8 270,6				1'59.507 7 265,3		1'55.543 10 276,2	
11	<b>55 Y. MONTELLA</b> Kawasaki ZX-6R	ITA	<b>1'40.596</b> 87 284,9		1'41.201 16 281,2		1'41.167 21 284,2		1'40.694 8 272,0		<b>1'40.596</b> 18 278,3		1'58.565 6 267,9		1'41.915 18 <b>284,9</b>	
12	<b>10 U. ORRADRE</b> Yamaha YZF R6	ESP	<b>1'40.640</b> 77 277,6		1'41.589 17 275,5		1'41.310 16 <b>277,6</b>		<b>1'40.640</b> 8 270,0		1'41.889 18 271,3		1'57.767 6 263,4		1'42.403 12 275,5	
13	<b>50 D. VOSTATEK</b> Yamaha YZF R6	CZE	<b>1'40.779</b> 84 282,7		1'41.694 15 <b>282,7</b>		1'41.659 17 279,7		<b>1'40.779</b> 9 273,4		1'41.276 18 274,8		1'58.844 7 262,1		1'41.906 18 274,8	
14	<b>56 P. SEBESTYEN</b> Yamaha YZF R6	HUN	<b>1'40.928</b> 83 283,4		1'41.965 18 280,5		<b>1'40.928</b> 15 <b>283,4</b>		1'40.967 7 268,6		1'42.198 18 262,1		1'57.476 7 263,4		1'42.046 18 271,3	
15	<b>38 H. SOOMER</b> Triumph Street Triple RS	EST	<b>1'40.957</b> 75 279,0		1'41.663 19 278,3		1'41.429 19 <b>279,0</b>		<b>1'40.957</b> 9 269,3		1'41.667 4 271,3		1'57.623 6 262,7		1'42.288 18 272,0	
16	<b>99 A. HUERTAS</b> Kawasaki ZX-6R	ESP	<b>1'41.074</b> 84 282,7		1'41.784 18 <b>282,7</b>		1'41.763 15 278,3		<b>1'41.074</b> 8 276,2		1'41.078 18 272,7		1'55.783 7 264,0		1'41.767 18 280,5	
17	<b>3 R. DE ROSA</b> Ducati Panigale V2	ITA	<b>1'41.096</b> 74 281,9		1'42.034 16 273,4		1'41.246 18 276,2		1'41.455 3 263,4		<b>1'41.096</b> 18 278,3		1'55.416 6 258,9		1'41.687 13 <b>281,9</b>	
18	<b>32 D. BAYLISS</b> Ducati Panigale V2	AUS	<b>1'41.132</b> 84 282,7		1'43.144 20 279,0		1'42.164 19 <b>282,7</b>		<b>1'41.132</b> 9 274,8		1'41.438 18 273,4				1'41.865 18 276,2	
19	<b>25 M. BRENNER</b> Yamaha YZF R6	SUI	<b>1'41.137</b> 85 276,9		1'42.254 15 <b>276,9</b>		1'41.684 19 273,4		<b>1'41.137</b> 8 272,0		1'41.520 18 270,0		1'56.184 7 261,5		1'44.969 18 272,7	
20	<b>17 K. SMITH</b> Yamaha YZF R6	GBR	<b>1'41.157</b> 76 282,7		1'42.241 7 274,1		1'41.883 16 273,4		1'41.166 9 264,0		<b>1'41.157</b> 18 272,7		1'53.506 8 259,6		1'41.740 18 <b>282,7</b>	
21	<b>71 T. EDWARDS</b> Yamaha YZF R6	AUS	<b>1'41.200</b> 79 282,7		1'42.619 19 <b>282,7</b>		1'41.723 9 279,0		1'41.350 11 267,9		<b>1'41.200</b> 18 272,0		2'03.018 4 260,8		1'42.093 18 277,6	
22	<b>54 B. SOFUOGLU</b> MV Agusta F3 800 RR	TUR	<b>1'41.241</b> 75 279,0		1'43.252 13 278,3		1'42.307 10 <b>279,0</b>		1'41.875 9 269,3		<b>1'41.241</b> 18 275,5		1'56.950 7 260,2		1'42.802 18 276,9	
23	<b>69 T. BOOTH-AMOS</b> Kawasaki ZX-6R	GBR	<b>1'41.357</b> 26 281,9		1'42.398 13 275,5		<b>1'41.357</b> 13 <b>281,9</b>									
24	<b>24 L. TACCINI</b> Yamaha YZF R6	ITA	<b>1'41.635</b> 55 279,7		1'42.490 13 <b>279,7</b>		1'42.172 15 279,0		1'41.738 8 274,1		<b>1'41.635</b> 18 276,2		2'02.924 1 262,1			
25	<b>9 S. JESPERSEN</b> Yamaha YZF R6	DEN	<b>1'41.705</b> 49 282,7						1'41.910 9 273,4		<b>1'41.705</b> 18 276,9		1'56.585 6 265,3		1'42.107 16 <b>282,7</b>	

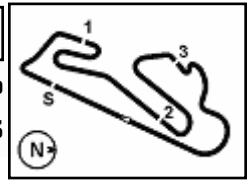
22/05/2022

These data/results cannot be reproduced, stored and/or transmitted in whole or in part by any manner of electronic, mechanical, photocopying, recording, broadcasting or otherwise now known or herein after developed without the previous express consent by the copyright owner, except for reproduction in daily press and regular printed publications on sale to the public within 60 days of the event related to those data/results and always provided that copyright symbol appears together as follows below.

© DORNA WSBK ORGANIZATION Srl 2022

FICR PERUGIA TIMING




**Estoril Round, 20-22 May 2022**  
**Best Laps & Speeds**

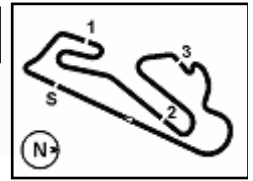
2 / 2

No.	Rider	Nat	Best Lap		FP1		FP2		SP		RC1		WUP		RC2	
			LL	SPD	LL	SPD	LL	SPD	LL	SPD	LL	SPD	LL	SPD	LL	SPD
26	<b>73 M. KOFLER</b> Ducati Panigale V2	AUT	<b>1'41.735</b> 80 283,4		1'43.855 17 279,7		1'42.687 16 <b>283,4</b>		<b>1'41.735</b> 9 273,4		1'42.230 14 274,8		1'58.193 6 262,7		1'44.271 18 274,1	
27	<b>13 L. OTTAVIANI</b> Yamaha YZF R6	ITA	<b>1'41.745</b> 90 281,2		1'42.958 21 280,5		1'42.162 18 <b>281,2</b>		<b>1'41.745</b> 9 267,3		1'42.217 18 272,0		1'56.875 6 260,8		1'42.482 18 279,7	
28	<b>36 S. KROEZE</b> Yamaha YZF R6	NED	<b>1'41.839</b> 68 278,3		1'43.191 18 274,1		1'43.296 13 <b>278,3</b>		<b>1'41.839</b> 10 267,3		1'42.341 18 272,7		1'57.389 7 265,3		1'44.870 2 277,6	
29	<b>22 F. FULIGNI</b> Ducati Panigale V2	ITA	<b>1'41.860</b> 65 277,6		1'43.140 21 275,5		1'42.758 18 <b>277,6</b>		<b>1'41.860</b> 8 262,7		1'42.001 18 273,4					
30	<b>12 F. FULIGNI</b> Ducati Panigale V2	ITA	<b>1'41.994</b> 67 278,3		1'42.996 12 276,2		1'42.671 19 <b>278,3</b>		<b>1'41.994</b> 9 274,1		1'42.497 18 269,3		1'58.584 7 262,7		1'45.002 2 273,4	
31	<b>21 B. CURRIE</b> Kawasaki ZX-6R	AUS	<b>1'42.162</b> 77 283,4		1'42.952 17 276,2		1'42.295 15 276,9		<b>1'42.162</b> 9 272,0		1'42.428 11 274,1		1'55.435 7 265,3		1'43.787 18 <b>283,4</b>	
32	<b>6 J. BUIS</b> Kawasaki ZX-6R	NED	<b>1'42.821</b> 89 277,6		1'44.175 18 277,6		1'43.390 20 <b>277,6</b>		1'42.980 9 273,4		1'42.821 17 274,1		1'58.662 7 264,7		1'45.811 18 275,5	

22/05/2022

These data/results cannot be reproduced, stored and/or transmitted in whole or in part by any manner of electronic, mechanical, photocopying, recording, broadcasting or otherwise now known or herein after developed without the previous express consent by the copyright owner, except for reproduction in daily press and regular printed publications on sale to the public within 60 days of the event related to those data/results and always provided that copyright symbol appears together as follows below.

© DORNA WSBK ORGANIZATION Srl 2022



Circuito Estoril 4.182 m

**Estoril Round, 20-22 May 2022**  
**Pirelli Best Lap Award**

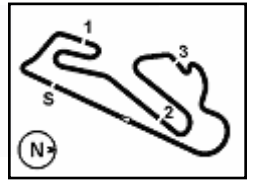
	Points	Points From First	Points From Previous	April 10 <b>ARAGON</b>	April 24 <b>ASSEN</b>	May 22 <b>ESTORIL</b>	June 12 <b>MISANO</b>	July 17 <b>DONINGTON</b>	July 31 <b>MONZ</b>	September 11 <b>MAGNY-COURS</b>	September 25 <b>BARCELONA</b>	October 9 <b>PORTIMAO</b>	October 23 <b>VILLICUM</b>	November 13 <b>MANDALIKA</b>	November 20 <b>PHILIP ISLAND</b>			
<b>1 AEGERTER</b> Dominique [SUI]	<b>6</b>	<b>1</b>	<b>1</b>	<b>1</b>	<b>1</b>	<b>1</b>												

22/05/2022

First Line: Championship Standings - Second Line: Ranking Progression

These data/results cannot be reproduced, stored and/or transmitted in whole or in part by any manner of electronic, mechanical, photocopying, recording, broadcasting or otherwise now known or herein after developed without the previous express consent by the copyright owner, except for reproduction in daily press and regular printed publications on sale to the public within 60 days of the event related to those data/results and always provided that copyright symbol appears together as follows below.

© DORNA WSBK ORGANIZATION Srl 2022



Circuito Estoril 4.182 m

**Estoril Round, 20-22 May 2022**  
**Rider's Performance**

	Points	Points From First	Points From Previous	April 10	April 24	May 22	June 12	July 17	July 31	September 11	September 25	October 9	October 23	November 13	November 20			
				ARAGON	ASSEN	ESTORIL	MISANO	DONINGTON	MOST	MAGNY-COURS	BARCELONA	PORTIMAO	VILLICUM	MANDALIKA	PHILLIP ISLAND	G 1 2	G 1 2	G 1 2
1 AEGERTER	145			2 2 1	1 1 1	1 1 1												
2 BALDASSARRI	101	44		1 1 2	6 Rt 2	4 2 3												
3 BULEGA	72	73	29	4 5 3	3 3 4	2 3 Rt												
4 VAN STRAALEN	63	82	9	5 4 4	5 2 Rt	3 7 8												
5 ONCU	56	89	7	3 3 Rt	2 Rt 3	8 4 5												
6 MONTELLA	43	102	13	9 Rt 7	18 12 9	12 6 4												
7 TUULI	40	105	3	10 6 5	12 6 7	9 Rt												
8 SOOMER	35	110	5	12 11 10	14 7 5	14 Rt 12												
9 CARICASULO	34	111	1	7 8 12	4 5 25	7 5 Rt												
10 HUERTAS	34	111	0	14 9 11	16 11 Rt	16 8 7												
11 SMITH	33	112	1	18 20 20	17 16 8	19 11 2												
12 MANZI	27	118	6	13 7 8	8 Rt 6	10 Rt Rt												
13 CLUZEL	23	122	4	8 19 6	10 4 Rt	5 Rt Rt												
14 BAYLISS	21	124	2	26 21 19	19 14 11	17 12 6												
15 HOBELSBERGER	17	128	4	19 10 13	7 8 16													
16 DE ROSA	15	130	2	21 16 9	13 9 15	21 22 Rt												
17 SOFUOGLU	15	130	0	25 12 14	26 15 10	27 23 14												
18 VOSTATEK	12	133	3	24 24 22	24 Rt 18	13 10 10												
19 TACCINI	11	134	1	22 18 Rt	21 10 13	23 14												
20 VERDOIA	8	137	3	15 15 16	15	6 9												
21 EDWARDS	7	138	1		29 Ex Rt	20 17 9												
22 SEBESTYEN	5	140	2	17 14 Rt	9 22	15 24 13												
23 BRENNER	5	140	0	6 17 Rt	11 Rt 12	18 15 18												
24 OTTAVIANI	5	140	0			24 21 11												
25 ORRADRE	5	140	0	20 27 17	20 13 14	11 16 Rt												
26 BOOTH-AMOS	4	141	1	11 13 15	22 Rt													
27 JESPERSEN	3	142	1			28 13 Rt												
28 CURRIE	1	144	2			30 Rt 15												

SP = Superpole - 1 = Race 1 - 2 = Race 2

Ns = Did Not Start - Rt = Retired - Ex = Excluded

22/05/2022

These data/results cannot be reproduced, stored and/or transmitted in whole or in part by any manner of electronic, mechanical, photocopying, recording, broadcasting or otherwise now known or herein after developed without the previous express consent by the copyright owner, except for reproduction in daily press and regular printed publications on sale to the public within 60 days of the event related to those data/results and always provided that copyright symbol appears together as follows below.

© DORNA WSBK ORGANIZATION Srl 2022