

Circuito Estoril 4.182 m

Estoril Round, 20-22 May 2022
Chronological Analysis Race 2

Start at 12:30'34.140

1 / 4

1° 77 D. AEGERTER [1'41.072]							
Lap	Seg1	Seg2	Seg3	Seg4	Lap Time	km/h	Local Time
1		25.743	23.974	32.414	1'47.148	168,5	12:32'21.288
2	20.313	25.614	24.125	32.437	1'42.489	273,4	12:34'03.777
3	20.523	25.754	24.260	32.522	1'43.059	276,9	12:35'46.836
4	20.501	25.675	23.865	32.152	1'42.193	272,7	12:37'29.029
5	20.112	25.576	23.795	32.146	1'41.629	274,8	12:39'10.658
6	20.104	25.543	24.001	32.364	1'42.012	276,2	12:40'52.670
7	20.359	25.507	23.939	32.373	1'42.178	273,4	12:42'34.848
8	20.235	25.828	24.577	32.740	1'43.380	278,4	12:44'18.228
9	20.345	25.745	24.079	32.526	1'42.695	270,7	12:46'00.923
10	20.314	25.743	24.245	32.865	1'43.167	276,9	12:47'44.090
11	20.404	25.846	24.345	33.060	1'43.655	270,0	12:49'27.745
12	21.051	25.792	24.485	33.634	1'44.962	263,4	12:51'12.707
13	20.544	25.846	24.151	33.091	1'43.632	272,7	12:52'56.339
14	20.792	25.836	24.187	32.932	1'43.747	265,4	12:54'04.086
15	20.178	25.805	23.939	32.714	1'42.636	265,4	12:56'22.722
16	20.046	25.510	23.715	32.440	1'41.711	264,7	12:58'04.433
17	19.911	25.355	23.530	32.276	1'41.072	266,0	12:59'45.505
18	19.871	25.454	23.562	32.236	1'41.123	266,7	13:01'26.628

Race Time 30'52.488

2° 28 G. VAN STRAALLEN [1'41.305]							
Lap	Seg1	Seg2	Seg3	Seg4	Lap Time	km/h	Local Time
1		26.072	24.244	32.204	1'47.936	168,8	12:32'22.076
2	20.478	25.770	24.223	33.020	1'43.491	276,2	12:34'05.567
3	20.473	25.711	24.208	32.614	1'43.006	264,7	12:35'48.573
4	19.973	25.471	23.861	32.432	1'41.737	273,4	12:37'30.310
5	20.104	25.403	23.583	32.215	1'41.305	267,3	12:39'11.615
6	20.121	25.438	23.652	32.365	1'41.576	265,4	12:40'53.191
7	20.260	25.475	23.824	32.434	1'41.993	266,0	12:42'35.184
8	20.372	25.806	24.304	32.772	1'43.254	268,0	12:44'18.438
9	20.428	25.837	24.216	32.835	1'43.316	270,0	12:46'01.754
10	20.996	25.671	24.196	33.259	1'44.122	269,3	12:47'45.876
11	20.538	25.766	24.207	33.157	1'43.668	263,4	12:49'29.544
12	20.623	25.800	24.391	33.344	1'44.158	266,0	12:51'13.702
13	20.829	25.801	24.402	33.093	1'44.125	268,0	12:52'57.827
14	20.655	25.802	24.564	33.334	1'44.355	273,4	12:54'42.182
15	20.400	25.762	24.191	32.835	1'43.188	270,0	12:56'25.370
16	20.390	25.651	23.971	32.871	1'42.883	266,7	12:58'08.253
17	20.487	25.699	24.083	33.089	1'43.358	266,0	12:59'51.611
18	20.406	25.815	24.226	33.132	1'43.579	264,1	13:01'35.190

Race Time 31'01.050

RET 64 F. CARICASULO [1'41.392]							
Lap	Seg1	Seg2	Seg3	Seg4	Lap Time	km/h	Local Time
1		25.952	24.048	32.296	1'47.548	173,9	12:32'21.688
2	20.145	25.399	23.857	32.289	1'41.690	274,1	12:34'03.378
3	20.472	25.779	24.298	32.230	1'42.779	279,8	12:35'46.157
4	20.304	25.552	23.893	32.330	1'42.079	274,8	12:37'28.236
5	20.083	25.400	23.802	32.107	1'41.392	272,0	12:39'09.628
6	20.396	25.788	49.942	48.533	2'24.659P	269,3	12:41'34.287

Race Time 1'100.147

4° 61 C. ONCU [1'41.568]							
Lap	Seg1	Seg2	Seg3	Seg4	Lap Time	km/h	Local Time
1		25.683	23.996	32.420	1'46.828	173,6	12:32'20.968
2	20.251	25.490	23.846	32.589	1'42.176	276,9	12:34'03.144
3	20.345	25.948	23.993	32.570	1'42.856	268,0	12:35'46.000
4	20.310	25.587	23.634	32.470	1'42.001	265,4	12:37'28.001
5	20.069	25.477	23.643	32.379	1'41.568	264,7	12:39'09.569
6	20.317	26.010	23.930	32.741	1'42.998	264,7	12:40'52.567
7	20.305	25.506	23.843	32.521	1'42.175	271,4	12:42'34.742
8	20.491	25.749	23.818	32.999	1'43.057	271,4	12:44'17.799
9	20.580	25.735	23.743	32.794	1'42.852	272,0	12:46'00.651

22/05/2022 P = Pits In/Out - C = Lap Time Cancelled
 These data/results cannot be reproduced, stored and/or transmitted in whole or in part by any manner of electronic, mechanical, photocopying, recording, broadcasting or otherwise now known or herein after developed without the previous express consent by the copyright owner, except for reproduction in daily press and regular printed publications on sale to the public within 60 days of the event related to those data/results and always provided that copyright symbol appears together as follows below.
 © DORNA WSBK ORGANIZATION Srl 2022

10	20.341	25.728	23.859	33.089	1'43.017	265,4	12:47'43.668
11	20.522	25.902	24.243	33.313	1'43.980	264,1	12:49'27.648
12	21.275	25.814	24.412	33.450	1'44.951	264,7	12:51'12.599
13	20.550	25.832	24.431	33.484	1'44.297	270,0	12:52'56.896
14	20.484	25.746	24.154	33.231	1'43.615	268,7	12:54'40.511
15	20.727	25.516	23.824	32.944	1'43.011	276,9	12:56'23.522
16	20.207	25.465	23.801	32.803	1'42.276	272,7	12:58'05.798
17	20.393	25.685	23.816	32.800	1'42.694	268,7	12:59'48.492
18	20.222	25.702	23.895	32.974	1'42.793	274,8	13:01'31.285

Race Time 30'57.145

5° 7 L. BALDASSARRI [1'41.622]								
Lap	Seg1	Seg2	Seg3	Seg4	Lap Time	km/h	Local Time	
1			25.686	23.931	32.359	1'46.633	173,4	12:32'20.773
2	20.134	25.500	23.924	32.789	1'42.347	274,1	12:34'03.120	
3	20.570	25.880	24.459	32.600	1'43.509	267,3	12:35'46.629	
4	20.481	25.356	23.939	32.270	1'42.046	272,7	12:37'28.675	
5	20.111	25.473	23.719	32.319	1'41.622	282,7	12:39'10.297	
6	20.093	25.442	23.867	32.684	1'42.086	274,8	12:40'52.383	
7	20.073	25.444	23.807	32.700	1'42.024	269,3	12:42'34.407	
8	20.352	25.749	24.153	32.987	1'43.241	268,0	12:44'17.648	
9	20.598	25.843	24.104	32.650	1'43.195	267,3	12:46'00.843	
10	20.500	25.620	24.140	32.940	1'43.200	273,4	12:47'44.043	
11	20.267	25.850	24.404	33.168	1'43.689	274,1	12:49'27.732	
12	20.697	25.858	24.651	33.328	1'44.534	269,3	12:51'12.266	
13	20.643	25.866	24.422	33.414	1'44.345	268,0	12:52'56.611	
14	20.413	25.933	24.471	33.038	1'43.855	273,4	12:54'40.466	
15	20.186	25.472	24.126	32.823	1'42.607	275,5	12:56'23.073	
16	20.174	25.393	24.304	32.827	1'42.698	274,1	12:58'05.771	
17	20.249	25.368	23.978	32.790	1'42.385	273,4	12:59'48.156	
18	20.131	25.408	23.877	32.818	1'42.234	270,7	13:01'30.390	

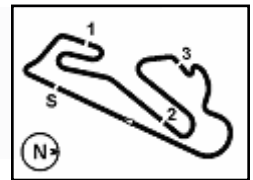
Race Time 30'56.250

RET 3 R. DE ROSA [1'41.687]							
Lap	Seg1	Seg2	Seg3	Seg4	Lap Time	km/h	Local Time
1		26.937	25.068	32.808	1'51.320	188,2	12:32'25.460
2	20.969	26.494	24.548	32.677	1'44.688	282,0	12:34'10.148
3	20.370	26.075	24.244	32.379	1'43.068	280,5	12:35'53.216
4	20.198	25.550	23.955	32.365	1'42.068	272,0	12:37'35.284
5	20.299	25.475	23.699	32.254	1'41.727	266,7	12:39'17.011
6	20.015	25.435	23.874	32.363	1'41.687	268,0	12:40'58.698
7	20.159	25.500	23.915	32.571	1'42.145	268,7	12:42'40.843
8	20.232	25.586	23.882	32.290	1'41.990	267,3	12:44'22.833
9	20.445	25.668	24.023	32.832	1'42.968	273,4	12:46'05.801
10	20.553	25.879	24.316	32.694	1'43.442	272,0	12:47'49.243
11	20.562	25.753	24.247	33.080	1'43.642	270,0	12:49'32.885
12	20.517	26.269	24.177	32.858	1'43.821	270,0	12:51'16.706
13	20.465	25.588	23.901	1'56.465	3'06.419P	269,3	12:54'23.125

Race Time 23'48.985

7° 17 K. SMITH [1'41.740]							
Lap	Seg1	Seg2	Seg3	Seg4	Lap Time	km/h	Local Time
1		26.903	24.421	33.002	1'50.991	185,9	12:32'25.131
2	21.451	26.331	24.420	32.739	1'44.941	268,0	12:34'10.072
3	20.265	26.239	24.170	33.045	1'43.719	276,2	12:35'53.791
4	20.334	25.490	23.731	32.323	1'41.878	269,3	12:37'35.669
5	20.741	25.534	23.769	32.303	1'42.347	276,2	12:39'18.016
6	20.198	25.558	23.751	32.336	1'41.843	270,7	12:40'59.859
7	20.909	25.547	23.771	32.431	1'42.658	262,8	12:42'42.517
8	20.389	25.529	23.904	32.089	1'41.911	265,4	12:44'24.428
9	20.398	25.551	23.636	32.484	1'42.069	270,0	12:46'06.497
10	20.220	25.878	24.274	32.975	1'43.347	268,0	12:47'49.844
11	20.103	25.744	24.232	32.759	1'42.838	276,2	12:49'32.682
12	20.280	25.625	24.157	32.710	1'42.772	265,4	12:51'15.454
13	20.235	25.492	23.825	32.896	1'42.448	266,0	12:52'57.902
14	20.343	25.765	24.285	32.442	1'42.835	275,5	12:54'40.737





Circuito Estoril 4.182 m

Estoril Round, 20-22 May 2022
Chronological Analysis Race 2

Start at 12:30'34.140

2 / 4

15	20.108	25.427	24.178	32.714	1'42.427	282,7	12:56'23.164
16	20.217	25.446	23.875	32.366	1'41.904	275,5	12:58'05.068
17	20.333	25.340	23.584	32.483	1'41.740	263,4	12:59'46.808
18	20.208	25.739	23.655	32.562	1'42.164	263,4	13:01'28.972
Race Time 30'54.832							

11° 50 O. VOSTATEK [1'41.906]							
Lap	Seg1	Seg2	Seg3	Seg4	Lap Time	km/h	Local Time
1		26.304	24.255	32.561	1'49.632	178,2	12:32'23.772
2	20.332	25.741	23.946	32.705	1'42.724	271,4	12:34'06.496
3	20.341	25.582	23.714	32.440	1'42.077	273,4	12:35'48.573
4	20.466	25.454	23.690	32.414	1'42.024	271,4	12:37'30.597
5	20.381	25.658	23.759	32.250	1'42.048	272,0	12:39'12.645
6	20.134	25.478	23.838	32.456	1'41.906	270,0	12:40'54.551
7	20.133	25.584	24.144	32.580	1'42.441	269,3	12:42'36.992
8	20.427	25.624	24.103	32.749	1'42.903	271,4	12:44'19.895
9	20.292	25.674	24.111	32.921	1'42.998	269,3	12:46'02.893
10	20.434	25.712	24.024	33.028	1'43.198	270,0	12:47'46.091
11	20.536	25.788	24.255	32.876	1'43.455	271,4	12:49'29.546
12	20.490	25.769	24.327	33.154	1'43.740	269,3	12:51'13.286
13	20.770	25.957	24.480	33.315	1'44.522	274,8	12:52'57.808
14	21.282	25.824	24.423	33.336	1'44.865	272,7	12:54'42.673
15	20.511	25.833	24.565	33.376	1'44.285	272,0	12:56'26.958
16	20.717	26.167	24.744	33.766	1'45.394	266,7	12:58'12.352
17	20.847	26.244	24.760	33.961	1'45.812	263,4	12:59'58.164
18	21.183	26.677	24.823	33.676	1'46.359	264,1	13:01'44.523
Race Time 31'10.383							

8° 99 A. HUERTAS [1'41.767]							
Lap	Seg1	Seg2	Seg3	Seg4	Lap Time	km/h	Local Time
1		26.333	23.998	32.352	1'48.709	181,5	12:32'22.849
2	20.430	25.759	23.980	32.736	1'42.905	272,0	12:34'05.754
3	20.181	25.708	24.098	32.280	1'42.267	273,4	12:35'48.021
4	20.256	25.644	24.076	32.305	1'42.281	268,0	12:37'30.302
5	20.448	25.628	23.772	32.164	1'42.012	269,3	12:39'12.314
6	20.189	25.555	23.841	32.182	1'41.767	269,3	12:40'54.081
7	20.410	25.605	24.090	32.277	1'42.382	268,0	12:42'36.463
8	20.521	25.730	23.881	32.309	1'42.441	268,0	12:44'18.904
9	20.308	25.797	24.112	32.658	1'42.875	272,0	12:46'01.779
10	20.626	25.763	23.994	32.515	1'42.898	271,4	12:47'44.677
11	20.576	25.834	24.238	33.337	1'43.985	280,5	12:49'28.662
12	20.642	26.054	24.520	33.181	1'44.397	274,1	12:51'13.059
13	20.515	25.934	24.282	33.109	1'43.840	276,2	12:52'56.899
14	20.564	25.866	24.253	33.027	1'43.710	269,3	12:54'40.609
15	21.840	25.772	23.956	32.558	1'44.126	274,1	12:56'24.735
16	20.376	25.636	23.964	32.894	1'42.870	270,7	12:58'07.605
17	20.398	25.697	23.963	32.572	1'42.630	268,0	12:59'50.235
18	20.265	25.779	23.970	32.597	1'42.611	267,3	13:01'32.846
Race Time 30'58.706							

9° 32 O. BAYLISS [1'41.865]							
Lap	Seg1	Seg2	Seg3	Seg4	Lap Time	km/h	Local Time
1		26.496	24.442	32.918	1'49.895	186,5	12:32'24.035
2	20.335	25.806	24.308	32.614	1'43.063	273,4	12:34'07.098
3	20.182	25.617	23.920	32.401	1'42.120	274,8	12:35'49.218
4	20.361	25.443	23.841	32.233	1'41.878	275,5	12:37'31.096
5	20.464	25.571	23.978	32.085	1'42.098	276,2	12:39'13.194
6	20.002	25.593	23.987	32.283	1'41.865	273,4	12:40'55.059
7	20.152	25.606	24.040	32.121	1'41.919	272,7	12:42'36.978
8	20.131	25.710	24.164	32.202	1'42.207	274,1	12:44'19.185
9	20.195	25.726	24.435	32.386	1'42.742	276,2	12:46'01.927
10	20.257	25.525	24.263	32.584	1'42.629	272,7	12:47'44.556
11	20.569	25.593	24.399	33.350	1'43.911	272,7	12:49'28.467
12	20.675	25.943	24.643	33.233	1'44.494	270,0	12:51'12.961
13	20.514	25.747	24.444	33.216	1'43.921	273,4	12:52'56.882
14	20.723	25.863	24.374	32.793	1'43.753	268,0	12:54'40.635
15	20.406	25.589	24.358	32.550	1'42.903	274,8	12:56'23.538
16	20.289	25.613	24.081	32.607	1'42.590	270,7	12:58'06.128
17	20.317	25.604	24.100	32.550	1'42.571	272,0	12:59'48.699
18	20.326	25.634	24.160	32.513	1'42.633	275,5	13:01'31.332
Race Time 30'57.192							

RET 11 N. BULEGA [1'41.880]							
Lap	Seg1	Seg2	Seg3	Seg4	Lap Time	km/h	Local Time
1		25.739	24.157	32.322	1'46.424	172,2	12:32'20.564
2	20.581	25.766	24.006	32.434	1'42.787	267,3	12:34'03.351
3	20.739	25.678	24.435	32.457	1'43.309	275,5	12:35'46.660
4	20.204	25.469	23.914	32.293	1'41.880	275,5	12:37'28.540
5	20.404	25.572	23.804	32.180	1'41.960	274,1	12:39'10.500
6	20.132	25.542	23.945	32.488	1'42.107	275,5	12:40'52.607
7	20.015	25.540	23.928	32.628	1'42.111	274,1	12:42'34.718
8	20.684	25.751	24.199	32.820	1'43.454	270,7	12:44'18.172
9	20.601	25.696	24.304	32.762	1'43.363	273,4	12:46'01.535
10	20.405	25.565	24.166	32.869	1'43.005	271,4	12:47'44.540
11	20.411	25.592	24.483	33.293	1'43.779	272,0	12:49'28.319
12	20.757	25.882	24.647	33.347	1'44.633	272,0	12:51'12.952
13	20.849	25.851	24.617	33.295	1'44.612	272,7	12:52'57.564
14	20.476	25.717	24.500	33.309	1'44.002	274,8	12:54'41.566

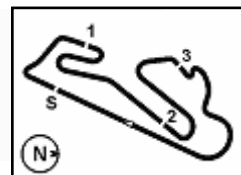
13° 56 P. SEBESTYEN [1'42.046]							
Lap	Seg1	Seg2	Seg3	Seg4	Lap Time	km/h	Local Time
1		27.001	24.219	32.687	1'50.285	183,7	12:32'24.425
2	20.625	25.840	24.363	32.837	1'43.665	270,7	12:34'08.090
3	20.328	25.690	23.905	32.465	1'42.388	270,7	12:35'50.478
4	20.158	25.536	23.886	32.466	1'42.046	270,0	12:37'32.524
5	20.291	25.632	23.920	32.474	1'42.317	269,3	12:39'14.841
6	20.286	25.690	23.987	32.881	1'42.844	271,4	12:40'57.685
7	20.470	25.693	24.087	32.904	1'43.154	266,0	12:42'40.839
8	20.621	25.748	24.222	32.970	1'43.561	261,5	12:44'24.400
9	20.830	26.017	24.219	33.186	1'44.252	268,0	12:46'08.652
10	20.847	25.964	24.543	33.254	1'44.608	266,7	12:47'53.260
11	20.898	26.083	24.489	33.648	1'45.118	264,7	12:49'38.378
12	21.260	26.075	24.537	33.543	1'45.415	262,8	12:51'23.793
13	20.697	26.259	24.835	34.067	1'45.858	265,4	12:53'09.651
14	21.115	26.058	24.471	33.391	1'45.035	262,8	12:54'54.686
15	20.601	25.972	24.368	33.372	1'44.313	265,4	12:56'38.999
16	20.788	25.904	24.492	33.664	1'44.848	264,7	12:58'23.847
17	20.567	25.915	24.362	33.365	1'44.209	264,1	13:00'08.056

22/05/2022

P = Pits In/Out - C = Lap Time Cancelled

These data/results cannot be reproduced, stored and/or transmitted in whole or in part by any manner of electronic, mechanical, photocopying, recording, broadcasting or otherwise now known or herein after developed without the previous express consent by the copyright owner, except for reproduction in daily press and regular printed publications on sale to the public within 60 days of the event related to those data/results and always provided that copyright symbol appears together as follows below.

© DORNA WSBK ORGANIZATION Srl 2022



Circuito Estoril 4.182 m

Estoril Round, 20-22 May 2022
Chronological Analysis Race 2

Start at 12:30'34.140

3 / 4

18 20.702 26.238 24.574 33.671 1'45.185 267,3 13:01'53.241
Race Time 31'19.101

14° 71 T. EDWARDS [1'42.093]							
Lap	Seg1	Seg2	Seg3	Seg4	Lap Time	km/h	Local Time
1		26.935	24.949	33.167	1'52.203	187,8	12:32'26.343
2	20.946	26.349	25.040	33.132	1'45.467	277,6	12:34'11.810
3	21.010	26.383	24.301	32.952	1'44.646	274,1	12:35'56.456
4	20.562	25.831	24.111	32.797	1'43.301	267,3	12:37'39.757
5	20.375	25.815	24.107	32.653	1'42.950	272,0	12:39'22.707
6	20.557	25.766	24.485	32.665	1'43.473	266,0	12:41'06.180
7	20.451	25.729	24.482	32.854	1'43.516	266,7	12:42'49.696
8	20.497	25.853	24.126	32.671	1'43.147	268,0	12:44'32.843
9	20.755	25.903	24.256	32.954	1'43.868	264,7	12:46'16.711
10	20.440	25.758	23.968	32.881	1'43.047	269,3	12:47'59.758
11	20.680	25.882	24.006	32.787	1'43.355	262,8	12:49'43.113
12	20.468	25.749	24.131	32.809	1'43.157	264,7	12:51'26.270
13	20.479	25.690	24.003	33.205	1'43.377	264,1	12:53'09.647
14	20.534	25.755	23.924	32.767	1'42.980	264,1	12:54'52.627
15	20.344	25.629	24.042	32.659	1'42.674	262,8	12:56'35.301
16	20.408	25.803	24.289	32.854	1'43.354	264,1	12:58'18.655
17	20.654	25.966	24.302	32.834	1'43.756	268,7	13:00'02.411
18	20.277	25.645	23.840	32.331	1'42.093	265,4	13:01'44.504

Race Time 31'10.364

RET 9 S. JESPERSEN [1'42.107]							
Lap	Seg1	Seg2	Seg3	Seg4	Lap Time	km/h	Local Time
1		26.383	24.706	32.948	1'51.283	194,6	12:32'25.423
2	20.569	26.178	24.826	32.892	1'44.465	282,7	12:34'09.888
3	20.479	25.965	24.199	32.429	1'43.072	266,7	12:35'52.960
4	20.261	25.651	23.955	32.756	1'42.623	267,3	12:37'35.583
5	20.223	25.625	23.853	32.406	1'42.107	275,5	12:39'17.690
6	20.206	25.630	23.893	32.435	1'42.164	271,4	12:40'59.854
7	20.301	25.609	24.032	32.441	1'42.383	267,3	12:42'42.237
8	20.230	25.623	23.947	32.349	1'42.149	264,1	12:44'24.386
9	20.412	25.810	23.852	32.300	1'42.374	272,7	12:46'06.760
10	20.212	25.703	24.297	32.901	1'43.113	278,4	12:47'49.873
11	20.303	25.663	24.317	33.105	1'43.388	272,0	12:49'33.261
12	20.225	25.779	24.086	32.650	1'42.740	272,7	12:51'16.001
13	20.202	25.641	23.990	32.558	1'42.391	269,3	12:52'58.392
14	20.376	25.644	24.286	32.856	1'43.162	276,2	12:54'41.554
15	20.155	25.624	23.986	32.511	1'42.276	269,3	12:56'23.830
16	20.175	25.646	24.120	1'35.044	2'44.985P	273,4	12:59'08.815

Race Time 28'34.675

16° 38 H. SOOMER [1'42.288]							
Lap	Seg1	Seg2	Seg3	Seg4	Lap Time	km/h	Local Time
1		26.102	24.417	32.516	1'48.696	181,2	12:32'22.836
2	20.334	25.632	24.058	32.940	1'42.964	271,4	12:34'05.800
3	20.488	25.660	23.951	32.545	1'42.644	272,0	12:35'48.444
4	20.558	25.691	23.790	32.314	1'42.353	268,7	12:37'30.797
5	20.743	25.823	23.984	32.487	1'43.037	272,0	12:39'13.834
6	20.413	25.584	24.047	32.848	1'42.892	268,7	12:40'56.726
7	20.196	25.484	23.981	32.627	1'42.288	272,0	12:42'39.014
8	20.376	25.719	24.155	32.705	1'42.955	266,0	12:44'21.969
9	20.402	25.651	24.092	33.697	1'43.842	266,7	12:46'05.811
10	20.792	25.748	24.370	33.050	1'43.960	268,0	12:47'49.771
11	20.561	25.630	24.415	33.387	1'43.993	268,0	12:49'33.764
12	20.590	25.678	24.306	33.461	1'44.035	268,7	12:51'17.799
13	20.576	25.856	24.153	34.122	1'44.707	267,3	12:53'02.506
14	20.579	26.057	24.575	33.595	1'44.806	263,4	12:54'47.312
15	20.636	25.996	24.372	35.414	1'46.418	263,4	12:56'33.730
16	20.647	25.846	24.581	33.595	1'44.669	260,2	12:58'18.399
17	20.779	25.989	24.400	33.363	1'44.531	261,5	13:00'02.930
18	20.341	26.036	24.238	33.335	1'43.950	269,3	13:01'46.880

Race Time 31'12.740

RET 10 U. ORRADRE [1'42.403]							
Lap	Seg1	Seg2	Seg3	Seg4	Lap Time	km/h	Local Time
1		26.537	24.187	32.780	1'49.432	177,9	12:32'23.572
2	20.445	25.735	23.850	32.859	1'42.889	267,3	12:34'06.461
3	20.339	25.862	23.945	32.625	1'42.771	271,4	12:35'49.232
4	20.267	25.457	24.136	32.543	1'42.403	270,7	12:37'31.635
5	20.364	25.776	23.827	32.499	1'42.466	272,0	12:39'14.101
6	20.282	25.763	23.815	32.701	1'42.561	275,5	12:40'56.662
7	20.422	25.634	23.915	32.508	1'42.479	269,3	12:42'39.141
8	20.373	25.897	24.123	33.118	1'43.511	274,8	12:44'22.652
9	20.611	26.056	23.994	33.179	1'43.840	268,7	12:46'06.492
10	20.397	26.087	24.338	32.947	1'43.769	268,7	12:47'50.261
11	20.386	25.663	24.181	33.296	1'43.526	274,1	12:49'33.787
12	20.250	25.867	24.055	33.287	1'43.459	271,4	12:51'17.246

Race Time 20'43.106

18° 13 L. OTTAVIANI [1'42.482]							
Lap	Seg1	Seg2	Seg3	Seg4	Lap Time	km/h	Local Time
1		26.618	24.889	33.036	1'52.254	190,1	12:32'26.394
2	20.493	26.296	24.488	32.824	1'44.101	279,8	12:34'10.495
3	20.622	25.893	24.282	33.020	1'43.817	272,0	12:35'54.312
4	20.540	25.848	24.007	32.617	1'43.012	272,0	12:37'37.324
5	20.383	25.779	24.012	32.745	1'42.919	268,7	12:39'20.243
6	20.483	25.799	23.958	32.838	1'43.078	266,7	12:41'03.321
7	20.404	25.820	24.037	32.784	1'43.045	265,4	12:42'46.366
8	20.666	25.993	24.090	32.918	1'43.667	264,1	12:44'30.033
9	20.727	26.004	24.198	32.822	1'43.751	263,4	12:46'13.784
10	20.545	25.924	24.296	32.952	1'43.717	264,7	12:47'57.501
11	20.801	25.948	24.324	32.821	1'43.894	264,1	12:49'41.395
12	20.562	25.878	24.264	32.747	1'43.451	262,8	12:51'24.846
13	20.419	25.846	24.523	33.990	1'44.778	266,0	12:53'09.624
14	20.688	25.844	24.164	32.622	1'43.318	265,4	12:54'52.942
15	20.416	25.783	24.002	32.570	1'42.771	268,0	12:56'35.713
16	20.284	25.660	24.013	33.196	1'43.153	268,0	12:58'18.866
17	20.565	26.058	24.285	33.190	1'44.098	268,0	13:00'02.964
18	20.317	25.790	23.875	32.500	1'42.482	268,7	13:01'45.446

Race Time 31'11.306

19° 54 B. SOFUOGLU [1'42.802]							
Lap	Seg1	Seg2	Seg3	Seg4	Lap Time	km/h	Local Time
1		26.576	24.738	32.928	1'51.162	196,0	12:32'25.302
2	21.035	25.895	25.002	32.662	1'44.594		12:34'09.896
3	20.938	25.929	24.458	33.261	1'44.586	264,1	12:35'54.482
4	20.638	25.717	26.019	32.799	1'45.173	276,9	12:37'39.655
5	20.651	25.990	24.274	32.563	1'43.478		12:39'23.133
6	20.351	25.543	24.159	32.749	1'42.802		12:41'05.935
7	20.229	25.866	24.372	32.786	1'43.253		12:42'49.188
8	20.583	25.928	24.787	32.413	1'43.711		12:44'32.899
9	20.416	25.852	24.370	33.137	1'43.775		12:46'16.674
10	20.771	25.973	24.242	33.089	1'44.075		12:48'00.749
11	20.654	25.937	24.580	33.299	1'44.470		12:49'45.219
12	20.651	26.095	24.536	33.347	1'44.629		12:51'29.848
13	20.825	26.064	24.612	33.556	1'45.057		12:53'14.905
14	20.666	26.189	24.643	33.335	1'44.833	266,0	12:54'59.738
15	20.712	26.187	24.819	33.309	1'45.027		12:56'44.765
16	20.541	26.068	24.734	33.514	1'44.857		12:58'29.622
17	20.720	26.117	24.609	33.348	1'44.794		13:00'14.416
18	20.694	26.017	24.669	33.500	1'44.880		13:01'59.296

Race Time 31'25.156

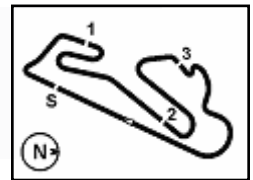
20° 21 B. CURRIE [1'43.787]							
Lap	Seg1	Seg2	Seg3	Seg4	Lap Time	km/h	Local Time
1		27.213	24.719	33.101	1'52.835	193,9	12:32'26.975
2	20.854	26.471	24.653	32.999	1'44.977	283,5	12:34'11.952
3	21.494	26.466	24.816	32.787	1'45.563	275,5	12:35'57.515
4	20.637	26.185	24.202	32.763	1'43.787	270,7	12:37'41.302

22/05/2022 P = Pits In/Out - C = Lap Time Cancelled

These data/results cannot be reproduced, stored and/or transmitted in whole or in part by any manner of electronic, mechanical, photocopying, recording, broadcasting or otherwise now known or herein after developed without the previous express consent by the copyright owner, except for reproduction in daily press and regular printed publications on sale to the public within 60 days of the event related to those data/results and always provided that copyright symbol appears together as follows below.

© DORNA WSBK ORGANIZATION Srl 2022





Estoril Round, 20-22 May 2022
Chronological Analysis Race 2

Start at 12:30'34.140

5	20.602	26.447	24.340	32.958	1'44.347	269,3	12:39'25.649
6	20.560	26.336	24.327	33.016	1'44.239	274,1	12:41'09.888
7	20.393	26.217	24.486	32.957	1'44.053	273,4	12:42'53.941
8	20.773	26.300	24.328	33.149	1'44.550	264,1	12:44'38.491
9	20.704	26.119	24.379	33.238	1'44.440	265,4	12:46'22.931
10	20.812	26.487	24.735	33.334	1'45.368	264,7	12:48'08.299
11	21.583	26.577	24.804	33.403	1'46.367	263,4	12:49'54.666
12	20.922	26.649	24.773	33.508	1'45.852	269,3	12:51'40.518
13	20.949	26.649	24.738	33.449	1'45.785	271,4	12:53'26.303
14	20.899	26.435	24.751	33.322	1'45.407	266,7	12:55'11.710
15	20.727	26.280	24.713	33.561	1'45.281	268,7	12:56'56.991
16	20.909	26.444	24.570	33.375	1'45.298	262,1	12:58'42.289
17	20.772	26.313	24.646	33.201	1'44.932	262,8	13:00'27.221
18	20.790	26.231	24.275	33.099	1'44.395	265,4	13:02'11.616

Race Time 31'37.476

21° 73 M. KOFLER [1'44.271]							
Lap	Seg.1	Seg.2	Seg.3	Seg.4	Lap Time	km/h	Local Time
1		26.796	24.782	33.059	1'50.917	191,5	12:32'25.057
2	21.214	26.909	25.000	33.340	1'46.463	274,1	12:34'11.520
3	20.839	26.560	24.508	33.311	1'45.218	272,0	12:35'56.738
4	20.589	26.484	24.301	33.172	1'44.546	272,7	12:37'41.284
5	20.438	26.365	24.326	33.163	1'44.292	268,0	12:39'25.576
6	20.489	26.165	24.401	33.216	1'44.271	268,7	12:41'09.847
7	20.741	26.140	24.691	33.083	1'44.655	270,7	12:42'54.502
8	20.652	26.245	24.439	33.066	1'44.402	270,7	12:44'38.904
9	20.657	26.188	24.442	33.079	1'44.366	271,4	12:46'23.270
10	20.623	26.468	24.875	33.383	1'45.349	272,0	12:48'08.619
11	20.848	26.641	24.761	33.692	1'45.942	270,7	12:49'54.561
12	20.752	26.622	24.854	33.614	1'45.842	265,4	12:51'40.403
13	20.814	26.647	24.610	33.796	1'45.867	264,7	12:53'26.270
14	20.691	26.478	24.675	33.562	1'45.406	264,7	12:55'11.676
15	20.822	26.571	24.667	33.371	1'45.431	264,7	12:56'57.107
16	20.535	26.486	24.519	33.599	1'45.139	270,7	12:58'42.246
17	20.622	26.304	24.640	33.388	1'44.954	266,7	13:00'27.200
18	20.604	26.532	24.419	32.960	1'44.515	264,7	13:02'11.715

Race Time 31'37.575

RET 36 S. KROEZE [1'44.870]							
Lap	Seg.1	Seg.2	Seg.3	Seg.4	Lap Time	km/h	Local Time
1		26.888	24.841	33.406	1'53.324	193,2	12:32'27.464
2	20.756	26.335	24.757	33.022	1'44.870	277,6	12:34'12.334

Race Time 3'38.194

23° 25 M. BRENNER [1'44.969]							
Lap	Seg.1	Seg.2	Seg.3	Seg.4	Lap Time	km/h	Local Time
1		26.926	24.932	33.205	1'52.138	180,3	12:32'26.278
2	21.216	26.140	24.625	33.544	1'45.525	272,7	12:34'11.803
3	21.959	26.600	25.050	33.109	1'46.718	266,0	12:35'58.521
4	20.727	26.265	24.589	34.250	1'45.831	268,0	12:37'44.352
5	21.096	26.424	24.732	34.094	1'46.346	262,1	12:39'30.698
6	20.983	26.136	25.250	34.265	1'46.634	262,8	12:41'17.332
7	21.270	27.225	26.085	34.961	1'49.541	260,9	12:43'06.873
8	22.170	28.241	26.206	35.233	1'51.850	258,4	12:44'58.723
9	21.996	27.310	25.278	34.510	1'49.094	262,8	12:46'47.817
10	21.566	27.269	25.832	34.482	1'49.149	260,9	12:48'36.966
11	22.088	27.597	26.381	35.750	1'51.816	259,0	12:50'28.782
12	22.333	27.765	25.629	35.339	1'51.066	259,0	12:52'19.848
13	21.965	27.193	25.985	34.989	1'50.132	260,2	12:54'09.980
14	21.544	26.916	25.792	34.334	1'48.586	260,2	12:55'58.566
15	21.327	26.464	25.275	33.814	1'46.880	259,0	12:57'45.446
16	21.197	26.598	25.441	33.784	1'47.020	259,6	12:59'32.466
17	21.107	26.412	24.952	33.495	1'45.966	260,9	13:01'18.432
18	20.843	26.221	24.559	33.346	1'44.969	261,5	13:03'03.401

Race Time 32'29.261

RET 12 F. FULIGNI [1'45.002]							
Lap	Seg.1	Seg.2	Seg.3	Seg.4	Lap Time	km/h	Local Time
1		26.905	25.088	33.262	1'52.717	194,2	12:32'26.857
2	20.841	26.130	24.870	33.161	1'45.002	273,4	12:34'11.859

Race Time 3'37.719

25° 6 J. BUIS [1'45.811]							
Lap	Seg.1	Seg.2	Seg.3	Seg.4	Lap Time	km/h	Local Time
1		26.984	24.988	33.145	1'52.743	195,3	12:32'26.883
2	21.102	26.581	24.709	33.419	1'45.811	271,4	12:34'12.694
3	21.620	26.530	25.283	33.601	1'47.034	275,5	12:35'59.728
4	21.201	26.623	24.869	33.934	1'46.627	269,3	12:37'46.355
5	21.449	26.868	25.070	33.956	1'47.343	266,0	12:39'33.698
6	21.942	27.079	25.619	34.384	1'49.024	268,0	12:41'22.722
7	21.159	26.940	25.217	34.056	1'47.372	261,5	12:43'10.094
8	21.435	26.949	25.217	34.382	1'47.983	264,7	12:44'58.077
9	21.364	26.887	25.086	34.048	1'47.385	262,8	12:46'45.462
10	21.341	26.707	25.395	34.127	1'47.570	263,4	12:48'33.032
11	21.373	26.839	25.579	35.170	1'48.961	260,9	12:50'21.993
12	21.622	27.371	25.798	34.631	1'49.422	261,5	12:52'11.415
13	21.525	27.232	25.901	34.610	1'49.268	259,0	12:54'00.683
14	21.505	27.149	25.398	34.368	1'48.420	263,4	12:55'49.103
15	21.317	26.970	25.131	34.234	1'47.652	262,1	12:57'36.755
16	21.239	27.005	25.331	33.990	1'47.565	262,1	12:59'24.320
17	21.080	27.044	25.035	33.974	1'47.133	263,4	13:01'11.453
18	21.152	26.903	25.153	34.036	1'47.244	263,4	13:02'58.697

Race Time 32'24.557

RET 62 S. MANZI [1'55.543]							
Lap	Seg.1	Seg.2	Seg.3	Seg.4	Lap Time	km/h	Local Time
1		25.964	24.451	32.218	1'47.846	180,0	12:32'21.986
2	20.400	25.666	24.430	42.387	1'52.883P	276,2	12:34'14.869
3	1'32.733	29.511	27.668	37.071	3'06.983P		12:37'21.852
4	22.957	38.890	31.434	37.595	2'10.876	257,8	12:39'32.728
5	22.974	29.005	27.871	36.752	1'56.602	261,5	12:41'29.330
6	23.224	29.357	28.096	36.776	1'57.453	258,4	12:43'26.783
7	23.295	29.242	27.709	36.933	1'57.179	259,0	12:45'23.962
8	22.801	28.609	27.319	36.814	1'55.543	259,0	12:47'19.505
9	22.945	29.135	27.475	36.826	1'56.381	258,4	12:49'15.886
10	22.929	28.951	27.534	36.273	2'15.687P	258,4	12:51'31.573

Race Time 20'57.433

RET 16 J. CLUZEL							
Lap	Seg.1	Seg.2	Seg.3	Seg.4	Lap Time	km/h	Local Time
1		26.718	24.829	33.244	1'50.606	169,3	12:32'24.746
2	24.920	26.776	25.377	40.096	1'57.169P	240,5	12:34'21.915

Race Time 3'47.775

22/05/2022 P = Pits In/Out - C = Lap Time Cancelled

These data/results cannot be reproduced, stored and/or transmitted in whole or in part by any manner of electronic, mechanical, photocopying, recording, broadcasting or otherwise now known or herein after developed without the previous express consent by the copyright owner, except for reproduction in daily press and regular printed publications on sale to the public within 60 days of the event related to those data/results and always provided that copyright symbol appears together as follows below.

© DORNA WSBK ORGANIZATION Srl 2022