

Circuito Estoril 4.182 m

**Estoril Round, 20-22 May 2022**  
**Biographical Entry List**

No.	Rider (Abbreviation)	Age	Date of Birth	Place of Birth	Nat	Bike Team	Wins 2022	Podiums 2022	Pole 2022	Races 2022	Tyres	Class
1	<b>3 DE ROSA Raffaele</b> [DeR]	35	25/03/1987	Napoli	ITA	<b>Ducati Panigale V2</b> Orelac Racing Verdnatura WorldSSP	1	16		94	Pirelli	
2	<b>6 BUIS Jeffrey</b> [Bui]	20	27/12/2001	Meppel	NED	<b>Kawasaki ZX-6R</b> Motozoo Racing by Puccetti				8	Pirelli	*
3	<b>7 BALDASSARRI Lorenzo</b> [Bal]	25	06/11/1996	San Severino Marche	ITA	<b>Yamaha YZF R6</b> Evan Bros.WorldSSP Yamaha Team	1	3	1	4	Pirelli	
4	<b>10 ORRADRE Unai</b> [Orr]	18	09/04/2004	La Rioja	ESP	<b>Yamaha YZF R6</b> MS Racing Yamaha WorldSSP				15	Pirelli	
5	<b>11 BULEGA Nicolo</b> [Bul]	22	16/10/1999	Montecchio Emilia	ITA	<b>Ducati Panigale V2</b> Aruba.it Racing WorldSSP Team		2		4	Pirelli	
6	<b>12 FULIGNI Filippo</b> [FFi]	23	11/01/1999	Bologna	ITA	<b>Ducati Panigale V2</b> D34G Racing				8	Pirelli	*
7**	<b>13 OTTAVIANI Luca</b> [Ott]	28	10/09/1993	Urbino	ITA	<b>Yamaha YZF R6</b> Altogo Racing Team				6	Pirelli	
8	<b>16 CLUZEL Jules</b> [Clu]	33	12/10/1988	Montluçon	FRA	<b>Yamaha YZF R6</b> GMT94 Yamaha	24	62	24	117	Pirelli	
9	<b>17 SMITH Kyle</b> [Smi]	30	16/09/1991	Huddersfield	GBR	<b>Yamaha YZF R6</b> VFT Racing	3	9	2	66	Pirelli	
10	<b>21 CURRIE Benjamin</b> [Cur]	27	17/05/1995	Wurzburg	AUS	<b>Kawasaki ZX-6R</b> Motozoo Racing by Puccetti					Pirelli	
11	<b>22 FULIGNI Federico</b> [FFe]	26	01/06/1995	Bologna	ITA	<b>Ducati Panigale V2</b> D34G Racing				46	Pirelli	*
12	<b>24 TACCINI Leonardo</b> [Tac]	19	18/09/2002	Rome	ITA	<b>Yamaha YZF R6</b> Ten Kate Racing Yamaha				25	Pirelli	
13	<b>25 BRENNER Marcel</b> [Bre]	24	25/07/1997	Ostermundigen	SUI	<b>Yamaha YZF R6</b> VFT Racing				17	Pirelli	*
14	<b>28 VAN STRAALEN Glenn</b> [vSt]	21	30/09/2000	Hoogkarspel	NED	<b>Yamaha YZF R6</b> EAB Racing Team		1		33	Pirelli	
15	<b>32 BAYLISS Oliver</b> [Bay]	18	20/09/2003	Monaco	AUS	<b>Ducati Panigale V2</b> BARNI Spark Racing Team				4	Pirelli	
16	<b>36 KROEZE Sander</b> [Kro]	20	03/01/2002	Mussel	NED	<b>Yamaha YZF R6</b> Kallio Racing						*
17	<b>38 SOOMER Hannes</b> [Soo]	24	17/02/1998	Tallinn	EST	<b>Triumph Street Triple RS</b> Dynavolt Triumph		3		72	Pirelli	
18	<b>50 VOSTATEK Ondrej</b> [Vos]	17	06/08/2004	Praha	CZE	<b>Yamaha YZF R6</b> MS Racing Yamaha WorldSSP				10	Pirelli	
19	<b>52 HOBELBERGER Patrick</b> [Hob]	25	04/09/1996	Landau	GER	<b>Yamaha YZF R6</b> Kallio Racing				23	Pirelli	
20	<b>54 SOFUOGLU Bahattin</b> [Sof]	18	19/08/2003	Adapazari	TUR	<b>MV Agusta F3 800 RR</b> MV Agusta Reparto Corse				4	Pirelli	*
21	<b>55 MONTELLA Yari</b> [Mon]	22	05/01/2000	Oliveto Citra	ITA	<b>Kawasaki ZX-6R</b> Kawasaki Puccetti Racing				6	Pirelli	
22	<b>56 SEBESTYEN Peter</b> [Seb]	28	16/05/1994	Budapest	HUN	<b>Yamaha YZF R6</b> Evan Bros.WorldSSP Yamaha Team				62	Pirelli	
23	<b>61 ONCU Can</b> [Onc]	18	26/07/2003	Alanya	TUR	<b>Kawasaki ZX-6R</b> Kawasaki Puccetti Racing		5		42	Pirelli	
24	<b>62 MANZI Stefano</b> [Man]	23	29/03/1999	Rimini	ITA	<b>Triumph Street Triple RS</b> Dynavolt Triumph				5	Pirelli	
25	<b>64 CARICASULO Federico</b> [Car]	26	06/04/1996	Ravenna	ITA	<b>Ducati Panigale V2</b> Althea Racing	6	22	9	73	Pirelli	
26	<b>66 TUULI Niki</b> [Tuu]	26	26/11/1995	Myrskylä	FIN	<b>MV Agusta F3 800 RR</b> MV Agusta Reparto Corse	1	8	1	47	Pirelli	
27	<b>69 BOOTH-AMOS Thomas</b> [Boo]	26	12/03/1996	Shropshire	GBR	<b>Kawasaki ZX-6R</b> Prodina Racing WorldSSP				3	Pirelli	*
28**	<b>71 EDWARDS Tom</b> [Edw]	20	09/07/2001	Wellington	AUS	<b>Yamaha YZF R6</b> Yart - Yamaha WorldSSP				2	Pirelli	
29	<b>73 KOFLER Maximilian</b> [Kof]	21	18/08/2000	Attnang-Puchheim	AUT	<b>Ducati Panigale V2</b> CM Racing				4	Pirelli	
30	<b>77 AEGERTER Dominique</b> [Aeg]	31	30/09/1990	Röthenbach Im Emmental Be	SUI	<b>Yamaha YZF R6</b> Ten Kate Racing Yamaha	13	20	5	25	Pirelli	
31	<b>94 VERDOIA Andy</b> [Ver]	19	30/10/2002	Nice	FRA	<b>Yamaha YZF R6</b> GMT94 Yamaha	1	1		20	Pirelli	
32	<b>99 HUERTAS Adrian</b> [Hue]	18	21/08/2003	Madrid	ESP	<b>Kawasaki ZX-6R</b> MTM Kawasaki				4	Pirelli	

## Estoril Round, 20-22 May 2022

### Results Free Practice 1st Session

Circuito Estoril 4.182 m

1 / 3

No.	Rider	Nat	Team	Bike	Class	Time	Gap	Rel.	Laps	Speed	
										Avg	Max
1	<b>7</b> L. <b>BALDASSARRI</b>	ITA	Evan Bros.WorldSSP Yamaha Team	Yamaha YZF R6		<b>1'40.361</b>			18	150,010	<b>282,7</b>
2	<b>77</b> D. <b>AEGERTER</b>	SUI	Ten Kate Racing Yamaha	Yamaha YZF R6		<b>1'40.433</b>	0.072	0.072	19	149,903	<b>280,5</b>
3	<b>94</b> A. <b>VERDOIA</b>	FRA	GMT94 Yamaha	Yamaha YZF R6		<b>1'40.842</b>	0.481	0.409	20	149,295	<b>276,9</b>
4	<b>64</b> F. <b>CARICASULO</b>	ITA	Althea Racing	Ducati Panigale V2		<b>1'40.958</b>	0.597	0.116	17	149,123	<b>279,1</b>
5	<b>61</b> C. <b>ONCU</b>	TUR	Kawasaki Puccetti Racing	Kawasaki ZX-6R		<b>1'40.963</b>	0.602	0.005	16	149,116	<b>280,5</b>
6	<b>55</b> Y. <b>MONTELLA</b>	ITA	Kawasaki Puccetti Racing	Kawasaki ZX-6R		<b>1'41.201</b>	0.840	0.238	16	148,765	<b>281,3</b>
7	<b>16</b> J. <b>CLUZEL</b>	FRA	GMT94 Yamaha	Yamaha YZF R6		<b>1'41.277</b>	0.916	0.076	20	148,654	<b>276,2</b>
8	<b>10</b> U. <b>ORRADRE</b>	ESP	MS Racing Yamaha WorldSSP	Yamaha YZF R6		<b>1'41.589</b>	1.228	0.312	17	148,197	<b>275,5</b>
9	<b>11</b> N. <b>BULEGA</b>	ITA	Aruba.it Racing WorldSSP Team	Ducati Panigale V2		<b>1'41.635</b>	1.274	0.046	21	148,130	<b>282,7</b>
10	<b>38</b> H. <b>SOOMER</b>	EST	Dynavolt Triumph	Triumph Street Triple RS		<b>1'41.663</b>	1.302	0.028	19	148,089	<b>278,4</b>
11	<b>28</b> G. <b>VAN STRAALLEN</b>	NED	EAB Racing Team	Yamaha YZF R6		<b>1'41.670</b>	1.309	0.007	17	148,079	<b>278,4</b>
12	<b>50</b> O. <b>VOSTATEK</b>	CZE	MS Racing Yamaha WorldSSP	Yamaha YZF R6		<b>1'41.694</b>	1.333	0.024	15	148,044	<b>282,7</b>
13	<b>66</b> N. <b>TUULI</b>	FIN	MV Agusta Reparto Corse	MV Agusta F3 800 RR		<b>1'41.745</b>	1.384	0.051	14	147,970	<b>274,8</b>
14	<b>99</b> A. <b>HUERTAS</b>	ESP	MTM Kawasaki	Kawasaki ZX-6R		<b>1'41.784</b>	1.423	0.039	18	147,913	<b>282,7</b>
15	<b>62</b> S. <b>MANZI</b>	ITA	Dynavolt Triumph	Triumph Street Triple RS		<b>1'41.954</b>	1.593	0.170	16	147,667	<b>273,4</b>
16	<b>56</b> P. <b>SEBESTYEN</b>	HUN	Evan Bros.WorldSSP Yamaha Team	Yamaha YZF R6		<b>1'41.965</b>	1.604	0.011	18	147,651	<b>280,5</b>
17	<b>3</b> R. <b>DE ROSA</b>	ITA	Orelac Racing Verdnatura WorldSSP	Ducati Panigale V2		<b>1'42.034</b>	1.673	0.069	16	147,551	<b>273,4</b>
18	<b>17</b> K. <b>SMITH</b>	GBR	VFT Racing	Yamaha YZF R6		<b>1'42.241</b>	1.880	0.207	7	147,252	<b>274,1</b>
19	<b>25</b> M. <b>BRENNER</b>	SUI	VFT Racing	Yamaha YZF R6	*	<b>1'42.254</b>	1.893	0.013	15	147,233	<b>276,9</b>
20	<b>69</b> T. <b>BOOTH-AMOS</b>	GBR	Prodina Racing WorldSSP	Kawasaki ZX-6R	*	<b>1'42.398</b>	2.037	0.144	13	147,026	<b>275,5</b>
21	<b>24</b> L. <b>TACCINI</b>	ITA	Ten Kate Racing Yamaha	Yamaha YZF R6		<b>1'42.490</b>	2.129	0.092	13	146,894	<b>279,8</b>
22	<b>71</b> T. <b>EDWARDS</b>	AUS	Yart - Yamaha WorldSSP	Yamaha YZF R6		<b>1'42.619</b>	2.258	0.129	19	146,710	<b>282,7</b>
23	<b>21</b> B. <b>CURRIE</b>	AUS	Motozoo Racing by Puccetti	Kawasaki ZX-6R		<b>1'42.952</b>	2.591	0.333	17	146,235	<b>276,2</b>
24	<b>13</b> L. <b>OTTAVIANI</b>	ITA	Altogo Racing Team	Yamaha YZF R6		<b>1'42.958</b>	2.597	0.006	21	146,227	<b>280,5</b>
25	<b>12</b> F. <b>FULIGNI</b>	ITA	D34G Racing	Ducati Panigale V2	*	<b>1'42.996</b>	2.635	0.038	12	146,173	<b>276,2</b>
26	<b>22</b> F. <b>FULIGNI</b>	ITA	D34G Racing	Ducati Panigale V2	*	<b>1'43.140</b>	2.779	0.144	21	145,969	<b>275,5</b>
27	<b>32</b> O. <b>BAYLISS</b>	AUS	BARNI Spark Racing Team	Ducati Panigale V2		<b>1'43.144</b>	2.783	0.004	20	145,963	<b>279,1</b>
28	<b>36</b> S. <b>KROEZE</b>	NED	Kallio Racing	Yamaha YZF R6	*	<b>1'43.191</b>	2.830	0.047	18	145,896	<b>274,1</b>
29	<b>54</b> B. <b>SOFUOGLU</b>	TUR	MV Agusta Reparto Corse	MV Agusta F3 800 RR	*	<b>1'43.252</b>	2.891	0.061	13	145,810	<b>278,4</b>
30	<b>73</b> M. <b>KOFLER</b>	AUT	CM Racing	Ducati Panigale V2		<b>1'43.855</b>	3.494	0.603	17	144,964	<b>279,8</b>
31	<b>6</b> J. <b>BUIS</b>	NED	Motozoo Racing by Puccetti	Kawasaki ZX-6R	*	<b>1'44.175</b>	3.814	0.320	18	144,518	<b>277,6</b>
32	<b>52</b> P. <b>HOBELSBERGER</b>	GER	Kallio Racing	Yamaha YZF R6		<b>1'45.774</b>	5.413	1.599	9	142,334	<b>275,5</b>

\* WorldSSP Challenge

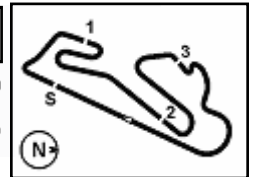
AIR	Humidity:	43%	Temp:	27°C
TRACK	Condition:	Dry	Temp:	37°C

Records	Pole	(SP)	2020 A.Locatelli	1'39.520	151,280	Km/h
	Race	(RC1)	2020 I.Vinales	1'40.053	150,470	Km/h
	All Times	(SP)	2020 A.Locatelli	1'39.520	151,280	Km/h

Start 20/05/2022 11:30 End 12:19 The results are provisional until the end of the time limit for protests and appeals and the completion of the technical checks.

These data/results cannot be reproduced, stored and/or transmitted in whole or in part by any manner of electronic, mechanical, photocopying, recording, broadcasting or otherwise now known or herein after developed without the previous express consent by the copyright owner, except for reproduction in daily press and regular printed publications on sale to the public within 60 days of the event related to those data/results and always provided that copyright symbol appears together as follows below.

© DORNA WSBK ORGANIZATION Srl 2022

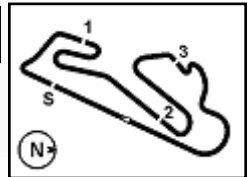

**Estoril Round, 20-22 May 2022**  
**Results Free Practice 1st Session**
**Session Highlights**

Local Time	No. Rider	Description
11.30.03		WorldSSP Pit Intervention Time: 1min 21secs
11.31.41	<b>12</b> F. <b>FULIGNI</b>	Technical Problem - Turn 3
11.34.53	<b>54</b> B. <b>SOFUOGLU</b>	Technical Problem - Turn 12
11.36.23	<b>52</b> P. <b>HOBELSBERGER</b>	On the Gravel - Re-Joined - Turn 1
11.37.26	<b>66</b> N. <b>TUULI</b>	Lap Cancelled [1'43.010] - Exceeded Track Limits - Turn 13
11.39.20	<b>66</b> N. <b>TUULI</b>	Lap Cancelled [1'43.755] - Exceeded Track Limits - Turn 13
11.40.31	<b>7</b> L. <b>BALDASSARRI</b>	Lap Cancelled [1'42.043] - Exceeded Track Limits - Turn 7
11.40.43	<b>66</b> N. <b>TUULI</b>	Lap Cancelled [1'42.877] - Exceeded Track Limits - Turn 13
11.41.16	<b>61</b> C. <b>ONCU</b>	Check Transponder
11.41.59	<b>99</b> A. <b>HUERTAS</b>	Lap Cancelled [1'49.646] - Yellow Flag - Turn 11
11.42.12	<b>55</b> Y. <b>MONTELLA</b>	Lap Cancelled [1'44.918] - Yellow Flag - Turn 11
11.42.21	<b>10</b> U. <b>ORRADRE</b>	Lap Cancelled [1'43.119] - Yellow Flag - Turn 11
11.42.29	<b>73</b> M. <b>KOFLER</b>	Lap Cancelled [1'46.171] - Yellow Flag - Turn 11
11.42.36	<b>61</b> C. <b>ONCU</b>	Lap Cancelled [1'43.849] - Yellow Flag - Turn 11
11.42.43	<b>38</b> H. <b>SOOMER</b>	Lap Cancelled [1'44.373] - Yellow Flag - Turn 11
11.42.52	<b>32</b> O. <b>BAYLISS</b>	Lap Cancelled [1'46.449] - Yellow Flag - Turn 11
11.42.59	<b>71</b> T. <b>EDWARDS</b>	Lap Cancelled [1'46.233] - Yellow Flag - Turn 11
11.43.07	<b>25</b> M. <b>BRENNER</b>	Lap Cancelled [1'44.101] - Yellow Flag - Turn 11
11.43.16	<b>6</b> J. <b>BUIIS</b>	Lap Cancelled [1'46.675] - Yellow Flag - Turn 11
11.43.47	<b>24</b> L. <b>TACCINI</b>	Lap Cancelled [1'45.517] - Yellow Flag - Turn 1
11.43.56	<b>28</b> G. <b>VAN STRAALEN</b>	Lap Cancelled [1'43.641] - Yellow Flag - Turn 1
11.44.09	<b>77</b> D. <b>AEGERTER</b>	Lap Cancelled [1'41.487] - Yellow Flag - Turn 1
11.49.21	<b>62</b> S. <b>MANZI</b>	Lap Cancelled [1'43.108] - Yellow Flag - Turn 1
11.54.04	<b>36</b> S. <b>KROEZE</b>	Check Racelink GPS Connection
11.55.02	<b>6</b> J. <b>BUIIS</b>	Lap Cancelled [7'35.757] - Exceeded Track Limits - Turn 7
11.56.27	<b>61</b> C. <b>ONCU</b>	Crashed - Turn 6
11.56.37	<b>61</b> C. <b>ONCU</b>	Re-joined
11.58.56	<b>71</b> T. <b>EDWARDS</b>	Lap Cancelled [1'43.418] - Yellow Flag - Turn 6
11.59.04	<b>62</b> S. <b>MANZI</b>	Lap Cancelled [1'42.825] - Yellow Flag - Turn 6
12.01.05	<b>6</b> J. <b>BUIIS</b>	Lap Cancelled [1'45.170] - Exceeded Track Limits - Turn 13
12.08.09	<b>52</b> P. <b>HOBELSBERGER</b>	On Asphalt - Re-Joined - Turn 7
12.10.51	<b>62</b> S. <b>MANZI</b>	Lap Cancelled [10'11.615] - Exceeded Track Limits - Turn 13
12.13.23	<b>28</b> G. <b>VAN STRAALEN</b>	Crashed - Turn 1
12.13.31	<b>28</b> G. <b>VAN STRAALEN</b>	Re-joined
12.14.15	<b>64</b> F. <b>CARICASULO</b>	Crashed - Turn 7
12.17.54	<b>62</b> S. <b>MANZI</b>	Lap Cancelled [1'42.221] - Yellow Flag - Turn 1
12.18.10	<b>16</b> J. <b>CLUZEL</b>	Lap Cancelled [1'45.031] - Yellow Flag - Turn 1
12.18.29	<b>22</b> F. <b>FULIGNI</b>	Lap Cancelled [1'43.512] - Yellow Flag - Turn 7
12.18.37	<b>21</b> B. <b>CURRIE</b>	Lap Cancelled [1'43.391] - Yellow Flag - Turn 7
12.18.44	<b>77</b> D. <b>AEGERTER</b>	Lap Cancelled [1'41.292] - Yellow Flag - Turn 7
12.18.51	<b>7</b> L. <b>BALDASSARRI</b>	Lap Cancelled [1'47.868] - Yellow Flag - Turn 7
12.18.57	<b>12</b> F. <b>FULIGNI</b>	Lap Cancelled [1'43.253] - Yellow Flag - Turn 7
12.19.03	<b>55</b> Y. <b>MONTELLA</b>	Lap Cancelled [1'42.695] - Yellow Flag - Turn 7
12.19.10	<b>94</b> A. <b>VERDOIA</b>	Lap Cancelled [1'42.014] - Yellow Flag - Turn 7
12.19.17	<b>56</b> P. <b>SEBESTYEN</b>	Lap Cancelled [1'58.118] - Yellow Flag - Turn 7
12.19.43	<b>66</b> N. <b>TUULI</b>	Lap Cancelled [1'41.553] - Yellow Flag - Turn 7

Start	End	The results are provisional until the end of the time limit for protests and appeals
20/05/2022 11:30	12:19	and the completion of the technical checks.

These data/results cannot be reproduced, stored and/or transmitted in whole or in part by any manner of electronic, mechanical, photocopying, recording, broadcasting or otherwise now known or herein after developed without the previous express consent by the copyright owner, except for reproduction in daily press and regular printed publications on sale to the public within 60 days of the event related to those data/results and always provided that copyright symbol appears together as follows below.

© DORNA WSBK ORGANIZATION Srl 2022



**Estoril Round, 20-22 May 2022**  
**Results Free Practice 1st Session**

**Fastest Laps Sequence**

No.	Rider	Nat	Team	Bike	Local Time	Time	Gap	Avg
99	A. HUERTAS	ESP	MTM Kawasaki	Kawasaki ZX-6R	11:33'44.437	<b>1'44.300</b>		144,345
77	D. AEGERTER	SUI	Ten Kate Racing Yamaha	Yamaha YZF R6	11:34'43.522	<b>1'43.231</b>	-1.069	145,840
94	A. VERDOIA	FRA	GMT94 Yamaha	Yamaha YZF R6	11:35'50.231	<b>1'42.580</b>	-0.651	146,765
77	D. AEGERTER	SUI	Ten Kate Racing Yamaha	Yamaha YZF R6	11:36'25.211	<b>1'41.689</b>	-0.891	148,051
94	A. VERDOIA	FRA	GMT94 Yamaha	Yamaha YZF R6	11:37'31.900	<b>1'41.669</b>	-0.020	148,081
61	C. ONCU	TUR	Kawasaki Puccetti Racing	Kawasaki ZX-6R	11:39'04.261	<b>1'41.307</b>	-0.362	148,610
77	D. AEGERTER	SUI	Ten Kate Racing Yamaha	Yamaha YZF R6	11:39'47.564	<b>1'40.866</b>	-0.441	149,259
77	D. AEGERTER	SUI	Ten Kate Racing Yamaha	Yamaha YZF R6	11:43'09.274	<b>1'40.780</b>	-0.086	149,387
77	D. AEGERTER	SUI	Ten Kate Racing Yamaha	Yamaha YZF R6	11:49'53.105	<b>1'40.610</b>	-0.170	149,639
7	L. BALDASSARRI	ITA	Evan Bros.WorldSSP Yamaha Team	Yamaha YZF R6	12:02'31.447	<b>1'40.361</b>	-0.249	150,010

20/05/2022      Start      End      The results are provisional until the end of the time limit for protests and appeals  
11:30      12:19      and the completion of the technical checks.

These data/results cannot be reproduced, stored and/or transmitted in whole or in part by any manner of electronic, mechanical, photocopying, recording, broadcasting or otherwise now known or herein after developed without the previous express consent by the copyright owner, except for reproduction in daily press and regular printed publications on sale to the public within 60 days of the event related to those data/results and always provided that copyright symbol appears together as follows below.

© DORNA WSBK ORGANIZATION Srl 2022

## Estoril Round, 20-22 May 2022

### Best Sectors & Speed Free Practice 1st Session

BEST LAP			
1	7	L. BALDASSARRI	Yamaha YZF R6 1'40.361
2	77	D. AEGERTER	Yamaha YZF R6 1'40.433
3	94	A. VERDOIA	Yamaha YZF R6 1'40.842
4	64	F. CARICASULO	Ducati Panigale V2 1'40.958
5	61	C. ONCU	Kawasaki ZX-6R 1'40.963
6	55	Y. MONTELLA	Kawasaki ZX-6R 1'41.201
7	16	J. CLUZEL	Yamaha YZF R6 1'41.277
8	10	U. ORRADRE	Yamaha YZF R6 1'41.589
9	11	N. BULEGA	Ducati Panigale V2 1'41.635
10	38	H. SOOMER	Triumph Street Triple RS 1'41.663
11	28	G. VAN STRAALLEN	Yamaha YZF R6 1'41.670
12	50	D. VOSTATEK	Yamaha YZF R6 1'41.694
13	66	N. TUULI	MV Agusta F3 800 RR 1'41.745
14	99	A. HUERTAS	Kawasaki ZX-6R 1'41.784
15	62	S. MANZI	Triumph Street Triple RS 1'41.954
16	56	P. SEBESTYEN	Yamaha YZF R6 1'41.965
17	3	R. DE ROSA	Ducati Panigale V2 1'42.034
18	17	K. SMITH	Yamaha YZF R6 1'42.241
19	25	M. BRENNER	Yamaha YZF R6 1'42.254
20	69	T. BOOTH-AMOS	Kawasaki ZX-6R 1'42.398
21	24	L. TACCINI	Yamaha YZF R6 1'42.490
22	71	T. EDWARDS	Yamaha YZF R6 1'42.619
23	21	B. CURRIE	Kawasaki ZX-6R 1'42.952
24	13	L. OTTAVIANI	Yamaha YZF R6 1'42.958
25	12	F. FULIGNI	Ducati Panigale V2 1'42.996
26	22	F. FULIGNI	Ducati Panigale V2 1'43.140
27	32	D. BAYLISS	Ducati Panigale V2 1'43.144
28	36	S. KROEZE	Yamaha YZF R6 1'43.191
29	54	B. SOFUOGLU	MV Agusta F3 800 RR 1'43.252
30	73	M. KOFLER	Ducati Panigale V2 1'43.855
31	6	J. BUIS	Kawasaki ZX-6R 1'44.175
32	52	P. HOBELSBERGER	Yamaha YZF R6 1'45.774

SPEED			
1	99	A. HUERTAS	Kawasaki ZX-6R 282,7
2	11	N. BULEGA	Ducati Panigale V2 282,7
3	71	T. EDWARDS	Yamaha YZF R6 282,7
4	7	L. BALDASSARRI	Yamaha YZF R6 282,7
5	50	D. VOSTATEK	Yamaha YZF R6 282,7
6	55	Y. MONTELLA	Kawasaki ZX-6R 281,3
7	13	L. OTTAVIANI	Yamaha YZF R6 280,5
8	77	D. AEGERTER	Yamaha YZF R6 280,5
9	61	C. ONCU	Kawasaki ZX-6R 280,5
10	56	P. SEBESTYEN	Yamaha YZF R6 280,5
11	73	M. KOFLER	Ducati Panigale V2 279,8
12	24	L. TACCINI	Yamaha YZF R6 279,8
13	32	D. BAYLISS	Ducati Panigale V2 279,1
14	64	F. CARICASULO	Ducati Panigale V2 279,1
15	54	B. SOFUOGLU	MV Agusta F3 800 RR 278,4
16	28	G. VAN STRAALLEN	Yamaha YZF R6 278,4
17	38	H. SOOMER	Triumph Street Triple RS 278,4
18	6	J. BUIS	Kawasaki ZX-6R 277,6
19	25	M. BRENNER	Yamaha YZF R6 276,9
20	94	A. VERDOIA	Yamaha YZF R6 276,9
21	16	J. CLUZEL	Yamaha YZF R6 276,2
22	12	F. FULIGNI	Ducati Panigale V2 276,2
23	21	B. CURRIE	Kawasaki ZX-6R 276,2
24	22	F. FULIGNI	Ducati Panigale V2 275,5
25	69	T. BOOTH-AMOS	Kawasaki ZX-6R 275,5
26	52	P. HOBELSBERGER	Yamaha YZF R6 275,5
27	10	U. ORRADRE	Yamaha YZF R6 275,5
28	66	N. TUULI	MV Agusta F3 800 RR 274,8
29	17	K. SMITH	Yamaha YZF R6 274,1
30	36	S. KROEZE	Yamaha YZF R6 274,1
31	62	S. MANZI	Triumph Street Triple RS 273,4
32	3	R. DE ROSA	Ducati Panigale V2 273,4

SEG. 1			
1	7	L. BALDASSARRI	19.776
2	77	D. AEGERTER	19.790
3	64	F. CARICASULO	19.877
4	55	Y. MONTELLA	19.881
5	61	C. ONCU	19.883
6	94	A. VERDOIA	19.902
7	28	G. VAN STRAALLEN	19.935
8	10	U. ORRADRE	19.990
9	38	H. SOOMER	19.993
10	16	J. CLUZEL	19.997
11	11	N. BULEGA	20.005
12	56	P. SEBESTYEN	20.032
13	50	D. VOSTATEK	20.041
14	66	N. TUULI	20.081
15	62	S. MANZI	20.086
16	99	A. HUERTAS	20.089
17	25	M. BRENNER	20.102
18	69	T. BOOTH-AMOS	20.128
19	12	F. FULIGNI	20.147
20	3	R. DE ROSA	20.193
21	32	D. BAYLISS	20.234
22	71	T. EDWARDS	20.235
23	21	B. CURRIE	20.240
24	17	K. SMITH	20.301
25	24	L. TACCINI	20.303
26	22	F. FULIGNI	20.355
27	13	L. OTTAVIANI	20.356
28	54	B. SOFUOGLU	20.362
29	6	J. BUIS	20.433
30	36	S. KROEZE	20.443
31	73	M. KOFLER	20.583
32	52	P. HOBELSBERGER	20.666

SEG. 2			
1	7	L. BALDASSARRI	25.282
2	77	D. AEGERTER	25.354
3	16	J. CLUZEL	25.392
4	64	F. CARICASULO	25.418
5	10	U. ORRADRE	25.432
6	61	C. ONCU	25.457
7	11	N. BULEGA	25.477
8	94	A. VERDOIA	25.545
9	66	N. TUULI	25.557
10	38	H. SOOMER	25.599
11	55	Y. MONTELLA	25.600
12	3	R. DE ROSA	25.637
13	17	K. SMITH	25.657
14	28	G. VAN STRAALLEN	25.664
15	62	S. MANZI	25.676
16	56	P. SEBESTYEN	25.684
17	25	M. BRENNER	25.730
18	50	D. VOSTATEK	25.744
19	24	L. TACCINI	25.769
20	99	A. HUERTAS	25.809
21	12	F. FULIGNI	25.872
22	71	T. EDWARDS	25.877
23	32	D. BAYLISS	25.917
24	69	T. BOOTH-AMOS	25.930
25	13	L. OTTAVIANI	25.930
26	36	S. KROEZE	25.988
27	52	P. HOBELSBERGER	26.056
28	21	B. CURRIE	26.067
29	22	F. FULIGNI	26.069
30	54	B. SOFUOGLU	26.084
31	73	M. KOFLER	26.178
32	6	J. BUIS	26.236

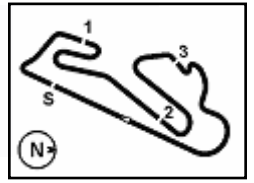
SEG. 3			
1	61	C. ONCU	23.254
2	77	D. AEGERTER	23.361
3	7	L. BALDASSARRI	23.463
4	16	J. CLUZEL	23.464
5	38	H. SOOMER	23.464
6	94	A. VERDOIA	23.499
7	66	N. TUULI	23.509
8	64	F. CARICASULO	23.543
9	50	D. VOSTATEK	23.589
10	99	A. HUERTAS	23.601
11	25	M. BRENNER	23.633
12	10	U. ORRADRE	23.654
13	55	Y. MONTELLA	23.672
14	28	G. VAN STRAALLEN	23.694
15	3	R. DE ROSA	23.771
16	71	T. EDWARDS	23.804
17	62	S. MANZI	23.807
18	17	K. SMITH	23.817
19	11	N. BULEGA	23.846
20	69	T. BOOTH-AMOS	23.874
21	56	P. SEBESTYEN	23.918
22	24	L. TACCINI	23.944
23	36	S. KROEZE	23.953
24	12	F. FULIGNI	23.954
25	13	L. OTTAVIANI	24.000
26	32	D. BAYLISS	24.070
27	21	B. CURRIE	24.081
28	54	B. SOFUOGLU	24.106
29	22	F. FULIGNI	24.110
30	6	J. BUIS	24.248
31	73	M. KOFLER	24.344
32	52	P. HOBELSBERGER	24.429

SEG. 4			
1	7	L. BALDASSARRI	31.815
2	99	A. HUERTAS	31.851
3	77	D. AEGERTER	31.870
4	55	Y. MONTELLA	31.882
5	94	A. VERDOIA	31.896
6	64	F. CARICASULO	32.031
7	61	C. ONCU	32.057
8	28	G. VAN STRAALLEN	32.102
9	50	D. VOSTATEK	32.124
10	66	N. TUULI	32.126
11	11	N. BULEGA	32.146
12	3	R. DE ROSA	32.189
13	16	J. CLUZEL	32.216
14	56	P. SEBESTYEN	32.248
15	21	B. CURRIE	32.280
16	62	S. MANZI	32.298
17	25	M. BRENNER	32.314
18	69	T. BOOTH-AMOS	32.315
19	38	H. SOOMER	32.353
20	13	L. OTTAVIANI	32.357
21	17	K. SMITH	32.364
22	10	U. ORRADRE	32.375
23	36	S. KROEZE	32.469
24	24	L. TACCINI	32.474
25	71	T. EDWARDS	32.480
26	22	F. FULIGNI	32.536
27	32	D. BAYLISS	32.561
28	54	B. SOFUOGLU	32.610
29	73	M. KOFLER	32.652
30	12	F. FULIGNI	32.779
31	6	J. BUIS	32.995
32	52	P. HOBELSBERGER	33.495

20/05/2022

These data/results cannot be reproduced, stored and/or transmitted in whole or in part by any manner of electronic, mechanical, photocopying, recording, broadcasting or otherwise now known or herein after developed without the previous express consent by the copyright owner, except for reproduction in daily press and regular printed publications on sale to the public within 60 days of the event related to those data/results and always provided that copyright symbol appears together as follows below.

© DORNA WSBK ORGANIZATION Srl 2022


**Estoril Round, 20-22 May 2022**  
**Ideal Times Free Practice 1st Session**

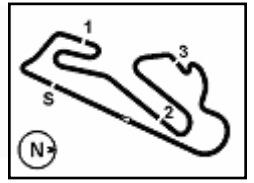
No.	Rider	Nat	Bike	Seg. 1	Seg. 2	Seg. 3	Seg. 4	Ideal Time		
				Diff. 1	Diff. 2	Diff. 3	Diff. 4	Best Lap	Pos.	Diff.
1	<b>7 L. BALDASSARRI</b>	ITA	Yamaha YZF R6	<b>19.776</b> +0.017	<b>25.282</b>	23.463 +0.008	<b>31.815</b>	<b>1'40.336</b> 1'40.361	1	0.025
2	<b>77 D. AEGERTER</b>	SUI	Yamaha YZF R6	19.790	25.354 +0.058	23.361	31.870	<b>1'40.375</b> 1'40.433	2	0.058
3	<b>61 C. ONCU</b>	TUR	Kawasaki ZX-6R	19.883 +0.196	25.457 +0.073	<b>23.254</b> +0.043	32.057	<b>1'40.651</b> 1'40.963	5	0.312
4	<b>94 A. VERDOIA</b>	FRA	Yamaha YZF R6	19.902	25.545	23.499	31.896	<b>1'40.842</b> 1'40.842	3	
5	<b>64 F. CARICASULO</b>	ITA	Ducati Panigale V2	19.877 +0.018	25.418 +0.071	23.543	32.031	<b>1'40.869</b> 1'40.958	4	0.089
6	<b>55 Y. MONTELLA</b>	ITA	Kawasaki ZX-6R	19.881 +0.003	25.600 +0.033	23.672	31.882 +0.130	<b>1'41.035</b> 1'41.201	6	0.166
7	<b>16 J. CLUZEL</b>	FRA	Yamaha YZF R6	19.997	25.392 +0.033	23.464 +0.066	32.216 +0.109	<b>1'41.069</b> 1'41.277	7	0.208
8	<b>66 N. TUULI</b>	FIN	MV Agusta F3 800 RR	20.081 +0.358	25.557 +0.114	23.509	32.126	<b>1'41.273</b> 1'41.745	13	0.472
9	<b>99 A. HUERTAS</b>	ESP	Kawasaki ZX-6R	20.089 +0.085	25.809	23.601 +0.247	31.851 +0.102	<b>1'41.350</b> 1'41.784	14	0.434
10	<b>28 G. VAN STRAALEN</b>	NED	Yamaha YZF R6	19.935 +0.096	25.664	23.694 +0.179	32.102	<b>1'41.395</b> 1'41.670	11	0.275
11	<b>38 H. SOOMER</b>	EST	Triumph Street Triple RS	19.993 +0.029	25.599 +0.065	23.464	32.353 +0.160	<b>1'41.409</b> 1'41.663	10	0.254
12	<b>10 U. ORRADRE</b>	ESP	Yamaha YZF R6	19.990 +0.045	25.432 +0.093	23.654	32.375	<b>1'41.451</b> 1'41.589	8	0.138
13	<b>11 N. BULEGA</b>	ITA	Ducati Panigale V2	20.005	25.477	23.846 +0.161	32.146	<b>1'41.474</b> 1'41.635	9	0.161
14	<b>50 D. VOSTATEK</b>	CZE	Yamaha YZF R6	20.041 +0.016	25.744 +0.005	23.589 +0.175	32.124	<b>1'41.498</b> 1'41.694	12	0.196
15	<b>25 M. BRENNER</b>	SUI	Yamaha YZF R6	20.102 +0.260	25.730	23.633	32.314 +0.215	<b>1'41.779</b> 1'42.254	19	0.475
16	<b>3 R. DE ROSA</b>	ITA	Ducati Panigale V2	20.193 +0.023	25.637 +0.091	23.771	32.189 +0.130	<b>1'41.790</b> 1'42.034	17	0.244
17	<b>62 S. MANZI</b>	ITA	Triumph Street Triple RS	20.086 +0.056	25.676 +0.012	23.807 +0.019	32.298	<b>1'41.867</b> 1'41.954	15	0.087
18	<b>56 P. SEBESTYEN</b>	HUN	Yamaha YZF R6	20.032	25.684	23.918 +0.083	32.248	<b>1'41.882</b> 1'41.965	16	0.083
19	<b>17 K. SMITH</b>	GBR	Yamaha YZF R6	20.301 +0.102	25.657	23.817	32.364	<b>1'42.139</b> 1'42.241	18	0.102
20	<b>69 T. BOOTH-AMOS</b>	GBR	Kawasaki ZX-6R	20.128	25.930	23.874 +0.151	32.315	<b>1'42.247</b> 1'42.398	20	0.151
21	<b>71 T. EDWARDS</b>	AUS	Yamaha YZF R6	20.235 +0.032	25.877	23.804 +0.191	32.480	<b>1'42.396</b> 1'42.619	22	0.223
22	<b>24 L. TACCINI</b>	ITA	Yamaha YZF R6	20.303	25.769	23.944	32.474	<b>1'42.490</b> 1'42.490	21	
23	<b>13 L. OTTAVIANI</b>	ITA	Yamaha YZF R6	20.356	25.930	24.000 +0.098	32.357 +0.217	<b>1'42.643</b> 1'42.958	24	0.315
24	<b>21 B. CURRIE</b>	AUS	Kawasaki ZX-6R	20.240	26.067	24.081	32.280 +0.284	<b>1'42.668</b> 1'42.952	23	0.284
25	<b>12 F. FULIGNI</b>	ITA	Ducati Panigale V2	20.147 +0.159	25.872 +0.085	23.954	32.779	<b>1'42.752</b> 1'42.996	25	0.244
26	<b>32 D. BAYLISS</b>	AUS	Ducati Panigale V2	20.234 +0.074	25.917 +0.094	24.070 +0.083	32.561 +0.111	<b>1'42.782</b> 1'43.144	27	0.362
27	<b>36 S. KROEZE</b>	NED	Yamaha YZF R6	20.443	25.988 +0.038	23.953 +0.035	32.469 +0.265	<b>1'42.853</b> 1'43.191	28	0.338
28	<b>22 F. FULIGNI</b>	ITA	Ducati Panigale V2	20.355	26.069 +0.070	24.110	32.536	<b>1'43.070</b> 1'43.140	26	0.070
29	<b>54 B. SOFUOGLU</b>	TUR	MV Agusta F3 800 RR	20.362	26.084 +0.046	24.106 +0.044	32.610	<b>1'43.162</b> 1'43.252	29	0.090
30	<b>73 M. KOFLER</b>	AUT	Ducati Panigale V2	20.583 +0.098	26.178	24.344	32.652	<b>1'43.757</b> 1'43.855	30	0.098
31	<b>6 J. BUIS</b>	NED	Kawasaki ZX-6R	20.433 +0.120	26.236 +0.063	24.248	32.995 +0.080	<b>1'43.912</b> 1'44.175	31	0.263
32	<b>52 P. HOBELSBERGER</b>	GER	Yamaha YZF R6	20.666 +0.354	26.056 +0.522	24.429 +0.252	33.495	<b>1'44.646</b> 1'45.774	32	1.128
<b>Overall Ideal Time</b>				19.776	25.282	23.254	31.815	<b>1'40.127</b>		

20/05/2022

These data/results cannot be reproduced, stored and/or transmitted in whole or in part by any manner of electronic, mechanical, photocopying, recording, broadcasting or otherwise now known or herein after developed without the previous express consent by the copyright owner, except for reproduction in daily press and regular printed publications on sale to the public within 60 days of the event related to those data/results and always provided that copyright symbol appears together as follows below.

© DORNA WSBK ORGANIZATION Srl 2022

**FIGR PERUGIA TIMING**

**Estoril Round, 20-22 May 2022**  
**Ideal Times Free Practice 1st Session**

No. Rider	Nat	Bike	Seg. 1	Seg. 2	Seg. 3	Seg. 4	Ideal Time		
			Diff. 1	Diff. 2	Diff. 3	Diff. 4	Best Lap	Pos.	Diff.

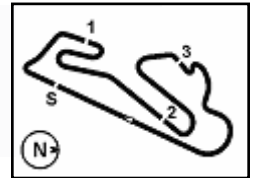
20/05/2022

These data/results cannot be reproduced, stored and/or transmitted in whole or in part by any manner of electronic, mechanical, photocopying, recording, broadcasting or otherwise now known or herein after developed without the previous express consent by the copyright owner, except for reproduction in daily press and regular printed publications on sale to the public within 60 days of the event related to those data/results and always provided that copyright symbol appears together as follows below.

© DORNA WSBK ORGANIZATION Srl 2022

FICR PERUGIA TIMING





Circuito Estoril 4.182 m

## Estoril Round, 20-22 May 2022

### Chronological Analysis Free Practice 1st Session

1 / 6

1° 7 L. BALDASSARRI [1'40.361]							
Lap	Seg1	Seg2	Seg3	Seg4	Lap Time	km/h	Local Time
1		28.237	26.289	34.258			11:33'18.377
2	20.811	26.654	24.726	33.349	1'45.540	272,7	11:35'03.917
3	20.393	26.056	24.100	33.012	1'43.561	275,5	11:36'47.478
4	20.194	25.783	23.815	32.571	1'42.363	275,5	11:38'29.841
5	20.146	25.626	23.845	32.426	1'42.043C	279,1	11:40'11.884
6	20.081	25.689	24.864	32.736	1'43.370	276,9	11:41'55.254
7	20.012	25.546	23.835	32.204	1'41.597	280,5	11:43'36.851
8	<b>19.776</b>	25.428	23.543	32.157	1'40.904	280,5	11:45'17.755
9	20.027	25.496	23.732	32.368	1'41.623	278,4	11:46'59.378
10	25.075	26.957	24.710	33.280	1'50.022	275,5	11:48'49.400
11	20.103	25.486	23.671	32.070	1'41.330	278,4	11:50'30.730
12	19.822	25.424	23.713	32.162	1'41.121	276,9	11:52'11.851
13	21.361	26.341	24.562	41.369	1'53.633P	276,2	11:54'05.484
14	5'24.027	25.857	23.742	31.976	6'45.602P		12:00'51.086
15	19.793	<b>25.282</b>	23.471	<b>31.815</b>	<b>1'40.361</b>	282,0	12:02'31.447
16	19.982	25.355	23.834	40.975	1'50.146P	279,8	12:04'21.593
17	6'03.799	26.342	23.525	31.967	7'25.633P		12:11'47.226
18	19.889	25.291	<b>23.463</b>	32.098	1'40.741	281,3	12:13'27.967
19	24.974	26.168	24.355	32.371	1'47.868C	<b>282,7</b>	12:15'15.835

17	20.124	25.724	23.745	32.267	1'41.860	270,0	12:08'31.381
18	19.994	25.673	23.607	32.338	1'41.612	272,7	12:10'12.993
19	20.297	25.925	23.758	32.329	1'42.309	272,7	12:11'55.302
20	20.035	25.801	23.984	32.425	1'42.245	271,4	12:13'37.547
21	20.168	25.832	23.723	32.291	1'42.014C	272,7	12:15'19.561

2° 77 D. AEGERTER [1'40.433]							
Lap	Seg1	Seg2	Seg3	Seg4	Lap Time	km/h	Local Time
1		27.941	25.320	33.368			11:33'00.291
2	20.664	25.948	24.018	32.601	1'43.231	269,3	11:34'43.522
3	20.088	25.764	23.720	32.117	1'41.689	274,8	11:36'25.211
4	19.953	25.881	23.507	32.146	1'41.487C	274,1	11:38'06.698
5	19.953	25.462	23.454	31.997	1'40.866	274,8	11:39'47.564
6	20.056	25.432	23.490	31.952	1'40.930	278,4	11:41'28.494
7	19.999	25.453	23.407	31.921	1'40.780	276,2	11:43'09.274
8	20.022	25.409	23.491	32.136	1'41.058	274,8	11:44'50.332
9	20.239	25.421	23.748	31.940	1'41.348	275,5	11:46'31.680
10	19.922	25.414	23.416	32.063	1'40.815	274,1	11:48'12.495
11	19.919	<b>25.354</b>	23.413	31.924	1'40.610	274,8	11:49'53.105
12	20.188	25.715	24.019	40.349	1'50.271P	276,2	11:51'43.376
13	10'14.226	27.071	24.405	33.088	11'38.790P		12:03'22.166
14	20.191	25.676	23.598	32.118	1'41.583	274,1	12:05'03.749
15	19.897	25.522	23.470	32.013	1'40.902	276,2	12:06'44.651
16	19.903	25.360	23.528	31.975	1'40.766	275,5	12:08'25.417
17	19.871	25.411	23.426	31.986	1'40.694	277,6	12:10'06.111
18	<b>19.790</b>	25.412	<b>23.361</b>	<b>31.870</b>	<b>1'40.433</b>	276,9	12:11'46.544
19	20.881	25.413	23.610	32.149	1'42.053	278,4	12:13'28.597
20	19.938	25.391	23.821	32.142	1'41.292C	<b>280,5</b>	12:15'09.889

4° 64 F. CARICASULO [1'40.958]							
Lap	Seg1	Seg2	Seg3	Seg4	Lap Time	km/h	Local Time
1		28.894	25.701	33.573			11:32'29.190
2	21.118	26.679	24.373	32.886	1'45.056	274,8	11:34'14.246
3	20.300	26.210	24.300	32.801	1'43.611	272,7	11:35'57.857
4	20.313	25.863	23.971	32.326	1'42.473	274,1	11:37'40.330
5	21.525	25.867	24.229	32.236	1'43.857	272,7	11:39'24.187
6	20.157	25.541	23.902	32.055	1'41.655	277,6	11:41'05.842
7	20.753	25.533	24.198	33.164	1'43.648	<b>279,1</b>	11:42'49.490
8	20.153	25.524	23.759	32.056	1'41.492	270,7	11:44'30.982
9	19.940	25.545	23.662	32.042	1'41.189	273,4	11:46'12.171
10	20.651	26.742	24.226	42.845	1'54.464P	272,0	11:48'06.635
11	9'39.515	26.091	23.983	32.418	11'02.007P		11:59'08.642
12	20.027	25.548	23.589	32.169	1'41.333	274,1	12:00'49.975
13	<b>19.877</b>	25.525	23.601	32.174	1'41.177	274,8	12:02'31.152
14	19.972	<b>25.418</b>	23.676	32.033	1'41.099	274,1	12:04'12.251
15	20.153	25.439	23.845	44.547	1'53.984P	275,5	12:06'06.235
16	3'49.461	26.319	24.107	32.165	5'12.052P		12:11'18.287
17	19.895	25.489	<b>23.543</b>	<b>32.031</b>	<b>1'40.958</b>	272,7	12:12'59.245
18	20.060	25.579	1'21.361	52.813	2'59.813P	276,9	12:15'59.058

5° 61 C. ONCIU [1'40.963]							
Lap	Seg1	Seg2	Seg3	Seg4	Lap Time	km/h	Local Time
1		30.105	24.882	32.868			11:32'03.749
2	30.553	26.072	23.672	32.882	1'53.179	270,7	11:33'56.928
3	20.592	26.561	23.499	33.197	1'43.849C	<b>280,5</b>	11:35'40.777
4	20.613	26.038	23.440	32.086	1'42.177	274,8	11:37'22.954
5	20.126	25.639			1'41.307	273,4	11:39'04.261
6					1'47.432		11:40'51.693
7					1'40.989		11:42'32.682
8					1'52.364P		11:44'25.046
9	7'52.421	26.172	23.629	32.270	9'14.492P		11:53'39.538
10	20.079	25.530	23.297	<b>32.057</b>	<b>1'40.963</b>	272,0	11:55'20.501
11	20.034	<b>25.457</b>	25.529	41.183	2'18.203P	272,0	11:57'38.704
12	8'31.287	28.290	23.768	32.440	9'55.785P		12:07'34.489
13	22.058	27.162	24.270	35.137	1'48.627	271,4	12:09'23.116
14	19.931	25.753	23.926	32.337	1'41.947	274,8	12:11'05.063
15	<b>19.883</b>	25.551	<b>23.254</b>	37.892	1'46.580	278,4	12:12'51.643
16	22.478	26.264	24.186	33.128	1'46.056	253,5	12:14'37.699
17	23.994	26.956	23.908	33.188	1'48.046	274,8	12:16'25.745

3° 94 A. VERDOIA [1'40.842]							
Lap	Seg1	Seg2	Seg3	Seg4	Lap Time	km/h	Local Time
1		28.014	25.731	33.640			11:32'23.336
2	20.885	26.248	24.625	32.557	1'44.315	267,3	11:34'07.651
3	20.181	26.006	24.068	32.325	1'42.580	270,0	11:35'50.231
4	19.980	25.779	23.802	32.108	1'41.669	272,0	11:37'31.900
5	20.345	26.089	24.220	40.924	1'51.578P	<b>276,9</b>	11:39'23.478
6	2'26.029	26.218	24.028	32.476	3'48.751P		11:43'12.229
7	20.108	25.805	23.716	32.317	1'41.946	268,7	11:44'54.175
8	20.056	25.730	23.602	32.187	1'41.575	272,0	11:46'35.750
9	19.959	25.597	<b>23.499</b>	32.000	1'41.055	269,3	11:48'16.805
10	<b>19.902</b>	<b>25.545</b>	<b>23.499</b>	<b>31.896</b>	<b>1'40.842</b>	270,0	11:49'57.647
11	19.925	25.624	23.508	32.138	1'41.195	272,0	11:51'38.842
12	19.960	25.722	24.064	32.784	1'42.530	274,1	11:53'21.372
13	19.994	25.719	23.646	32.049	1'41.408	272,7	11:55'02.780
14	20.313	26.113	24.058	32.495	1'42.979	276,2	11:56'45.759
15	20.185	25.777	23.808	40.392	1'50.162P	272,0	11:58'35.921
16	6'50.437	26.524	24.104	32.535	8'13.600P		12:06'49.521

6° 55 Y. MONTELLA [1'41.201]							
Lap	Seg1	Seg2	Seg3	Seg4	Lap Time	km/h	Local Time
1		29.526	25.407	32.631			11:32'04.268
2	20.492	26.555	24.771	32.561	1'44.379	275,5	11:33'48.647
3	20.804	26.157	24.258	33.699	1'44.918C	275,5	11:35'33.565
4	21.672	26.318	24.309	32.202	1'44.501	275,5	11:37'18.066
5	20.004	25.982	24.066	32.177	1'42.229	276,9	11:39'00.295
6	20.001	25.772	43.068	36.152	2'04.993	276,2	11:41'05.288
7	20.612	25.770	24.518	33.325	1'44.225	277,6	11:42'49.513
8	20.312	25.732	23.843	<b>31.882</b>	1'41.769	274,8	11:44'31.282
9	22.427	27.452	24.851	42.911	1'57.641P	<b>281,3</b>	11:46'28.923
10	14'26.024	26.771	24.765	40.253	15'57.813P		12:02'26.736
11	1'14.140	27.625	24.076	32.138	2'37.979P		12:05'04.715
12	20.193	25.745	23.766	32.008	1'41.712	276,9	12:06'46.427
13	20.302	<b>25.600</b>	23.941	31.973	1'41.816	276,9	12:08'28.243
14	19.884	25.633	<b>23.672</b>	32.012	<b>1'41.201</b>	279,8	12:10'09.444

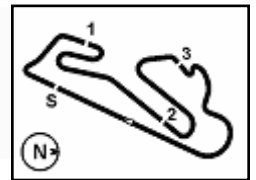
20/05/2022

P = Pits In/Out - C = Lap Time Cancelled

These data/results cannot be reproduced, stored and/or transmitted in whole or in part by any manner of electronic, mechanical, photocopying, recording, broadcasting or otherwise now known or herein after developed without the previous express consent by the copyright owner, except for reproduction in daily press and regular printed publications on sale to the public within 60 days of the event related to those data/results and always provided that copyright symbol appears together as follows below.

© DORNA WSBK ORGANIZATION Srl 2022





Circuito Estoril 4.182 m

**Estoril Round, 20-22 May 2022**  
**Chronological Analysis Free Practice 1st Session**

15	19.936	25.684	23.803	32.143	1'41.566	279,8	12:11'51.010
16	19.970	27.328	24.184	32.223	1'43.705	275,5	12:13'34.715
17	<b>19.881</b>	26.051	24.025	32.738	1'42.695C	279,8	12:15'17.410

13	20.364	25.702	24.014	32.417	1'42.497	275,5	12:00'19.467
14	<b>20.005</b>	<b>25.477</b>	24.007	<b>32.146</b>	<b>1'41.635</b>	278,4	12:02'01.102
15	20.191	25.544	<b>23.846</b>	32.156	1'41.737	278,4	12:03'42.839
16	20.027	27.692	24.112	32.453	1'44.284	<b>282,7</b>	12:05'27.123
17	20.258	25.943	24.326	32.516	1'43.043	276,9	12:07'10.166
18	20.018	25.631	24.087	32.325	1'42.061	282,0	12:08'52.227
19	20.094	25.600	24.040	32.316	1'42.050	274,8	12:10'34.277
20	20.012	25.692	23.894	32.376	1'41.974	274,8	12:12'16.251
21	20.012	31.662	44.852	43.065	2'19.591	274,8	12:14'35.842
22	21.324	26.047	24.332	32.606	1'44.309	<b>282,7</b>	12:16'20.151

**7° 16 J. CLUZEL [1'41.277]**

Lap	Seg.1	Seg.2	Seg.3	Seg.4	Lap Time	km/h	Local Time
1		28.028	26.393	33.715			11:33'22.296
2	20.755	25.932	24.122	32.671	1'43.480	270,0	11:35'05.776
3	20.342	25.669	23.743	32.283	1'42.037	272,7	11:36'47.813
4	20.952	26.293	24.291	32.471	1'44.007	<b>276,2</b>	11:38'31.820
5	20.117	25.568	23.715	32.316	1'41.716	273,4	11:40'13.536
6	20.029	25.535	23.507	32.269	1'41.340	274,8	11:41'54.876
7	20.107	25.520	<b>23.464</b>	32.291	1'41.382	272,7	11:43'36.258
8	20.057	25.441	23.535	33.442	1'42.475	272,7	11:45'18.733
9	20.159	<b>25.392</b>	23.518	<b>32.216</b>	1'41.285	274,1	11:47'00.018
10	20.025	25.504	23.593	43.660	1'52.782P	274,8	11:48'52.800
11	7'16.646	28.414	24.676	32.546	8'42.282P		11:57'36.082
12	20.035	25.473	23.702	32.356	1'41.566	273,4	11:59'16.648
13	20.155	25.530	23.608	32.453	1'41.746	274,1	12:00'58.394
14	20.065	25.570	23.588	32.332	1'41.555	274,8	12:02'39.949
15	21.300	26.262	33.905	35.572	1'57.039	274,1	12:04'36.988
16	20.290	25.579	23.580	32.343	1'41.792	272,7	12:06'18.780
17	20.151	25.394	23.584	32.290	1'41.419	272,0	12:08'00.199
18	<b>19.997</b>	25.425	23.530	32.325	<b>1'41.277</b>	274,8	12:09'41.476
19	28.093	25.657	23.654	32.425	1'49.829	274,8	12:11'31.305
20	19.999	25.442	23.566	35.544	1'44.551	<b>276,2</b>	12:13'15.856
21	20.031	25.551	26.550	32.899	1'45.031C	275,5	12:15'00.887

**10° 38 H. SOOMER [1'41.663]**

Lap	Seg.1	Seg.2	Seg.3	Seg.4	Lap Time	km/h	Local Time
1		31.778	27.020	34.127			11:32'08.723
2	21.354	27.365	25.415	33.665	1'47.799	275,5	11:33'56.522
3	20.454	26.180	24.413	33.326	1'44.373C	274,8	11:35'40.895
4	20.335	26.216	24.057	32.652	1'43.260	<b>278,4</b>	11:37'24.155
5	31.404	26.129	23.991	32.655	1'54.179	272,7	11:39'18.334
6	20.354	25.970	24.263	32.752	1'43.339	274,8	11:41'01.673
7	20.181	25.799	23.959	32.826	1'42.765	274,8	11:42'44.438
8	20.207	25.994	24.446	41.325	1'51.972P	274,1	11:44'36.410
9	4'49.524	26.424	24.414	32.722	6'13.084P		11:50'49.494
10	20.081	25.765	23.970	32.755	1'42.571	272,7	11:52'32.065
11	20.033	25.726	23.793	32.385	1'41.937	273,4	11:54'14.002
12	20.231	25.714	24.375	32.645	1'42.965	275,5	11:55'56.967
13	<b>19.993</b>	<b>25.599</b>	23.625	32.485	1'41.702	274,1	11:57'38.669
14	20.438	26.240	24.340	40.006	1'51.024P	274,1	11:59'29.693
15	6'25.650	26.960	24.948	33.131	7'50.689P		12:07'20.382
16	20.073	25.768	23.815	<b>32.353</b>	1'42.009	272,0	12:09'02.391
17	20.339	25.770	23.634	32.559	1'42.302	274,1	12:10'44.693
18	20.022	25.664	<b>23.464</b>	32.513	<b>1'41.663</b>	272,0	12:12'26.356
19	20.138	25.965	23.752	32.789	1'42.644	274,1	12:14'09.000
20	20.257	25.936	23.650	32.752	1'42.595	271,4	12:15'51.595

**8° 10 U. ORRADRE [1'41.589]**

Lap	Seg.1	Seg.2	Seg.3	Seg.4	Lap Time	km/h	Local Time
1		29.902	26.431	34.709			11:32'08.220
2	21.514	26.449	24.743	33.371	1'46.077	273,4	11:33'54.297
3	20.433	25.923	23.884	32.879	1'43.119C	270,7	11:35'37.416
4	20.121	25.641	23.700	32.614	1'42.076	273,4	11:37'19.492
5	<b>19.990</b>	25.489	23.714	32.489	1'41.682	273,4	11:39'01.174
6	25.586	28.165	24.182	32.963	1'50.896	274,8	11:40'52.070
7	20.177	<b>25.432</b>	25.719	45.311	1'56.639P	272,7	11:42'48.709
8	8'02.789	26.030	24.216	35.874	9'28.909P		11:52'17.618
9	20.207	25.826	23.917	32.750	1'42.700	270,7	11:54'00.318
10	20.140	25.607	25.625	38.037	1'49.409	272,7	11:55'49.727
11	21.144	26.241	24.032	44.498	1'55.915P	<b>275,5</b>	11:57'45.642
12	7'08.916	29.030	24.022	32.769	8'34.737P		12:06'20.379
13	20.276	25.579	28.639	35.978	1'50.472	268,0	12:08'10.851
14	20.143	25.569	23.794	32.841	1'42.347	273,4	12:09'53.198
15	20.035	25.525	<b>23.654</b>	<b>32.375</b>	<b>1'41.589</b>	273,4	12:11'34.787
16	20.474	25.940	23.771	32.644	1'42.829	274,1	12:13'17.616
17	20.166	25.638	23.868	32.520	1'42.192	273,4	12:14'59.808
18	20.307	25.773	24.067	32.744	1'42.891	274,8	12:16'42.699

**11° 28 G. VAN STRAALEN [1'41.670]**

Lap	Seg.1	Seg.2	Seg.3	Seg.4	Lap Time	km/h	Local Time
1		28.404	25.662	34.010			11:32'55.629
2	21.021	26.444	24.374	33.076	1'44.915	268,7	11:34'40.544
3	20.361	26.220	24.154	32.607	1'43.342	268,7	11:36'23.886
4	20.828	26.415	24.082	32.316	1'43.641C	269,3	11:38'07.527
5	20.557	26.225	24.257	41.086	1'52.125P	270,7	11:39'59.652
6	9'20.687	26.483	24.200	32.728	10'44.098P		11:50'43.750
7	20.386	25.955	23.790	32.426	1'42.557	271,4	11:52'26.307
8	20.116	25.731	23.811	32.264	1'41.922	270,7	11:54'08.229
9	19.986	25.887	<b>23.694</b>	32.152	1'41.719	272,0	11:55'49.948
10	32.450	27.189	24.113	32.376	1'56.128	<b>278,4</b>	11:57'46.076
11	20.833	25.742	23.849	42.459	1'52.883P	275,5	11:59'38.959
12	4'54.924	26.385	24.026	32.385	6'17.720P		12:05'56.679
13	20.031	<b>25.664</b>	23.873	<b>32.102</b>	<b>1'41.670</b>	271,4	12:07'38.349
14	<b>19.935</b>	26.012	24.443	33.393	1'43.783	274,1	12:09'22.132
15	20.353	26.240	24.257	32.569	1'43.419	<b>278,4</b>	12:11'05.551
16	20.276	25.788	23.827	32.132	1'42.023	276,9	12:12'47.574
17	44.205	30.195	24.866	32.608	2'11.874	276,2	12:14'59.448
18	20.346	25.937	23.961	32.729	1'42.973	270,7	12:16'42.421

**9° 11 N. BULEGA [1'41.635]**

Lap	Seg.1	Seg.2	Seg.3	Seg.4	Lap Time	km/h	Local Time
1		28.090	26.335	34.139			11:32'23.764
2	20.930	26.365	24.756	32.914	1'44.965	274,8	11:34'08.729
3	20.485	26.071	24.401	32.910	1'43.867	275,5	11:35'52.596
4	20.338	26.029	24.492	32.807	1'43.666	274,8	11:37'36.262
5	20.897	25.813	24.243	32.550	1'43.503	275,5	11:39'19.765
6	20.040	25.759	24.313	37.756	1'47.868	277,6	11:41'07.633
7	20.288	25.737	24.425	32.473	1'42.923	279,1	11:42'50.556
8	20.440	26.082	24.079	32.452	1'43.053	279,1	11:44'33.609
9	20.506	25.857	24.074	32.502	1'42.939	277,6	11:46'16.548
10	20.168	25.648	24.015	32.423	1'42.254	272,0	11:47'58.802
11	22.921	26.463	24.838	41.952	1'56.174P	273,4	11:49'54.976
12	7'19.051	26.589	24.120	32.234	8'41.994P		11:58'36.970

**12° 50 O. VOSTATEK [1'41.694]**

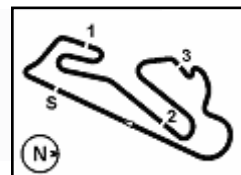
Lap	Seg.1	Seg.2	Seg.3	Seg.4	Lap Time	km/h	Local Time
1		35.634	29.721	49.896			11:32'31.474
2	9'00.579	26.728	24.137	35.116	10'26.560P		11:42'58.034
3	20.910	26.143	24.019	33.084	1'44.156	270,7	11:44'42.190
4	20.155	25.965	23.768	32.852	1'42.740	264,7	11:46'24.930
5	20.166	25.931	23.734	32.690	1'42.521	270,0	11:48'07.451
6	20.090	25.869	23.774	32.571	1'42.304	274,1	11:49'49.755

20/05/2022 P = Pits In/Dut - C = Lap Time Cancelled

These data/results cannot be reproduced, stored and/or transmitted in whole or in part by any manner of electronic, mechanical, photocopying, recording, broadcasting or otherwise now known or herein after developed without the previous express consent by the copyright owner, except for reproduction in daily press and regular printed publications on sale to the public within 60 days of the event related to those data/results and always provided that copyright symbol appears together as follows below.

© DORNA WSBK ORGANIZATION Srl 2022





Circuito Estoril 4.182 m

**Estoril Round, 20-22 May 2022**  
**Chronological Analysis Free Practice 1st Session**

3 / 6

7	22.254	26.282	24.888	33.030	1'46.454	267,3	11:51'36.209	11	20.397	25.793	24.198	32.437	1'42.825C	258,4	11:57'29.655
8	22.076	26.071	24.206	32.933	1'45.286	267,3	11:53'21.495	12	23.396	29.056	26.232	47.959	2'06.643P	259,6	11:59'36.298
9	20.149	25.810	23.604	32.139	1'41.702	275,5	11:55'03.197	13	8'48.212	26.397	24.405	32.601	10'11.615CP		12:09'47.913
10	<b>20.041</b>	26.117	24.088	32.811	1'43.057	274,8	11:56'46.254	14	20.142	25.688	23.826	<b>32.298</b>	<b>1'41.954</b>	<b>273,4</b>	12:11'29.867
11	20.057	25.749	23.764	<b>32.124</b>	<b>1'41.694</b>	<b>282,7</b>	11:58'27.948	15	<b>20.086</b>	27.750	24.280	32.545	1'44.661	<b>273,4</b>	12:13'14.528
12	22.346	27.710	24.146	42.762	1'56.964P	271,4	12:00'24.912	16	20.143	25.740	23.849	32.489	1'42.221C	<b>273,4</b>	12:14'56.749
13	9'16.043	27.357	24.081	32.519	10'40.000P		12:11'04.912	17	20.267	31.655	25.209	47.565	2'04.696P	272,0	12:17'01.445
14	20.240	<b>25.744</b>	<b>23.589</b>	32.396	1'41.969	267,3	12:12'46.881								
15	21.011	27.373	24.149	33.099	1'45.632	266,0	12:14'32.513								
16	20.151	25.921	23.613	32.384	1'42.069	269,3	12:16'14.582								

**16° 56 P. SEBESTYEN [1'41.965]**

Lap	Seg1	Seg2	Seg3	Seg4	Lap Time	km/h	Local Time
1		27.779	26.412	34.058			11:32'16.204
2	22.096	26.580	25.242	33.327	1'47.245	272,7	11:34'03.449
3	20.728	26.223	24.639	32.784	1'44.374	272,7	11:35'47.823
4	20.484	26.199	24.403	32.631	1'43.717	276,2	11:37'31.540
5	20.431	27.174	24.434	33.179	1'45.218	277,6	11:39'16.758
6	24.288	26.033	24.297	35.589	1'50.207	279,8	11:41'06.965
7	20.379	25.816	24.290	32.570	1'43.055	278,4	11:42'50.020
8	20.733	26.655	24.506	43.489	1'55.383P	275,5	11:44'45.403
9	8'45.814	29.415	28.785	33.081	10'17.095P		11:55'02.498
10	20.414	26.142	24.159	32.972	1'43.687	272,7	11:56'46.185
11	20.687	25.839	24.142	32.421	1'43.089	279,8	11:58'29.274
12	20.526	26.199	29.238	35.417	1'51.380	277,6	12:00'20.654
13	20.286	25.915	23.984	32.413	1'42.598	278,4	12:02'03.252
14	23.247	26.295	24.234	43.086	1'56.862P	277,6	12:04'00.114
15	2'55.661	28.990	26.144	35.781	4'26.576P		12:08'26.690
16	20.242	25.873	<b>23.918</b>	32.441	1'42.474	274,1	12:10'09.164
17	21.804	28.633	24.092	32.267	1'46.796	274,8	12:11'55.960
18	<b>20.032</b>	<b>25.684</b>	24.001	<b>32.248</b>	<b>1'41.965</b>	277,6	12:13'37.925
19	20.517	26.421	24.316	46.864	1'58.118CP	<b>280,5</b>	12:15'36.043

**13° 66 N. TUULI [1'41.745]**

Lap	Seg1	Seg2	Seg3	Seg4	Lap Time	km/h	Local Time
1		27.851	25.530	33.056			11:33'00.570
2	21.045	26.189	24.182	32.543	1'43.959	271,4	11:34'44.529
3	20.380	25.937	23.929	32.764	1'43.010C	<b>274,8</b>	11:36'27.539
4	20.484	26.159	24.369	32.743	1'43.755C	272,0	11:38'11.294
5	20.306	25.995	23.963	32.613	1'42.877C	271,4	11:39'54.171
6	20.340	26.235	24.581	44.456	1'55.612P	272,7	11:41'49.783
7	13'15.317	26.573	24.611	32.765	14'39.266P		11:56'29.049
8	20.376	25.709	24.044	32.535	1'42.664	271,4	11:58'11.713
9	20.221	25.698	23.767	32.452	1'42.138	271,4	11:59'53.851
10	<b>20.081</b>	25.680	23.710	32.400	1'41.871	273,4	12:01'35.722
11	20.809	25.940	24.196	41.653	1'52.598P	273,4	12:03'28.320
12	5'27.033	26.115	24.028	32.202	6'49.378P		12:10'17.698
13	20.439	25.671	<b>23.509</b>	<b>32.126</b>	<b>1'41.745</b>	272,7	12:11'59.443
14	20.255	25.914	24.321	32.410	1'42.900	274,1	12:13'42.343
15	20.098	<b>25.557</b>	23.675	32.223	1'41.553C	274,1	12:15'23.896

**14° 99 A. HUERTAS [1'41.784]**

Lap	Seg1	Seg2	Seg3	Seg4	Lap Time	km/h	Local Time
1		28.138	25.439	33.272			11:32'00.137
2	20.781	26.371	24.390	32.758	1'44.300	264,7	11:33'44.437
3	20.507	26.216	24.340	38.583	1'49.646C	266,0	11:35'34.083
4	20.354	26.026	24.148	32.552	1'43.080	270,7	11:37'17.163
5	20.341	26.101	25.798	32.240	1'44.480	266,7	11:39'01.643
6	20.126	25.877	23.921	32.193	1'42.117	273,4	11:40'43.760
7	20.261	31.439	27.249	32.196	1'51.145	268,0	11:42'34.905
8	22.308	26.485	24.981	45.908	1'59.682P	269,3	11:44'34.587
9	7'23.661	26.813	23.951	32.543	8'46.968P		11:53'21.555
10	20.315	25.898	23.945	<b>31.851</b>	1'42.009	279,1	11:55'03.564
11	20.588	25.964	23.979	32.223	1'42.754	277,6	11:56'46.318
12	20.174	<b>25.809</b>	23.848	31.953	<b>1'41.784</b>	<b>282,7</b>	11:58'28.102
13	23.317	27.779	25.332	46.582	2'03.010P	276,9	12:00'31.112
14	5'57.709	26.018	23.704	32.193	7'19.624P		12:07'50.736
15	20.148	25.948	<b>23.601</b>	32.232	1'41.929	269,3	12:09'32.665
16	21.581	28.637	23.946	32.386	1'46.550	271,4	12:11'19.215
17	<b>20.089</b>	25.979	23.818	32.247	1'42.133	274,1	12:13'01.348
18	20.414	25.905	23.822	32.410	1'42.551	272,0	12:14'43.899
19	25.244	27.848	27.492	46.884	2'07.468P	269,3	12:16'51.367

**17° 3 R. DE ROSA [1'42.034]**

Lap	Seg1	Seg2	Seg3	Seg4	Lap Time	km/h	Local Time
1		28.658	25.908	33.526			11:33'04.152
2	21.821	26.459	24.906	33.054	1'46.240	269,3	11:34'50.392
3	20.705	26.251	24.416	32.634	1'44.006	269,3	11:36'34.398
4	20.498	26.122	24.403	32.806	1'43.829	270,7	11:38'18.227
5	20.555	25.874	24.078	32.810	1'43.317	269,3	11:40'01.544
6	20.745	25.848	24.131	32.284	1'43.008	268,0	11:41'44.552
7	22.864	27.887	26.607	47.389	2'04.747P	270,7	11:43'49.299
8	8'30.061	26.770	24.452	32.623	9'53.906P		11:53'43.205
9	20.311	25.730	23.988	32.339	1'42.368	272,7	11:55'25.573
10	20.315	<b>25.637</b>	23.914	<b>32.189</b>	1'42.055	270,7	11:57'07.628
11	<b>20.193</b>	25.730	23.793	32.384	1'42.100	271,4	11:58'49.728
12	20.216	25.728	<b>23.771</b>	32.319	<b>1'42.034</b>	271,4	12:00'31.762
13	22.610	27.438	25.164	43.246	1'58.458P	<b>273,4</b>	12:02'30.220
14	6'39.198	29.882	24.549	32.265	8'05.894P		12:10'36.114
15	20.300	25.791	24.246	32.231	1'42.568	270,0	12:12'18.682
16	20.666	25.904	23.830	32.228	1'42.628	272,7	12:14'01.310
17	20.435	25.752	23.860	32.379	1'42.426	268,7	12:15'43.736

**18° 17 K. SMITH [1'42.241]**

Lap	Seg1	Seg2	Seg3	Seg4	Lap Time	km/h	Local Time
1		28.293	25.572	33.492			11:32'13.919
2	21.433	26.509	24.664	32.905	1'45.511	269,3	11:33'59.430
3	20.664	26.567	24.702	33.025	1'44.958	272,7	11:35'44.388
4	<b>20.301</b>	26.116	24.561	32.555	1'43.533	<b>274,1</b>	11:37'27.921
5	20.802	25.756	24.149	32.443	1'43.150	271,4	11:39'11.071
6	20.403	<b>25.657</b>	<b>23.817</b>	<b>32.364</b>	<b>1'42.241</b>	271,4	11:40'53.312
7	20.466	34.409	32.413	55.889	2'23.177P	270,7	11:43'16.489
8	28'53.182	35.889			31'28.436P		12:14'44.925

**15° 62 S. MANZI [1'41.954]**

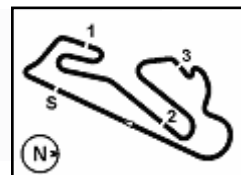
Lap	Seg1	Seg2	Seg3	Seg4	Lap Time	km/h	Local Time
1		28.821	26.354	34.260			11:32'28.655
2	21.501	27.952	24.972	33.045	1'47.470	268,7	11:34'16.125
3	21.179	26.141	24.490	33.258	1'45.068	260,2	11:36'01.193
4	20.612	25.880	24.269	32.636	1'43.397	262,8	11:37'44.590
5	20.596	26.041	24.100	32.694	1'43.431	262,1	11:39'28.021
6	20.449	25.809	27.868	32.750	1'46.876	262,1	11:41'14.897
7	20.382	25.844	24.257	32.625	1'43.108C	262,1	11:42'58.005
8	22.613	28.628	26.374	48.369	2'05.984P	260,9	11:45'03.989
9	7'36.734	26.378	24.347	32.850	9'00.309P		11:54'04.298
10	20.530	<b>25.676</b>	<b>23.807</b>	32.519	1'42.532	259,6	11:55'46.830

20/05/2022 P = Pits In/Out - C = Lap Time Cancelled

These data/results cannot be reproduced, stored and/or transmitted in whole or in part by any manner of electronic, mechanical, photocopying, recording, broadcasting or otherwise now known or herein after developed without the previous express consent by the copyright owner, except for reproduction in daily press and regular printed publications on sale to the public within 60 days of the event related to those data/results and always provided that copyright symbol appears together as follows below.

© DORNA WSBK ORGANIZATION Srl 2022





Circuito Estoril 4.182 m

**Estoril Round, 20-22 May 2022**  
**Chronological Analysis Free Practice 1st Session**

4 / 6

19° 25 M. BRENNER [1'42.254]							
Lap	Seg.1	Seg.2	Seg.3	Seg.4	Lap Time	km/h	Local Time
1		27.723	25.618	33.642			11:32'12.838
2	22.247	26.512	24.531	32.927	1'46.217	267,3	11:33'59.055
3	20.669	26.118	24.163	33.151	1'44.101C	<b>276,9</b>	11:35'43.156
4	20.883	26.128	24.071	32.606	1'43.688	<b>276,9</b>	11:37'26.844
5	20.690	26.154	24.226	32.886	1'43.956	274,8	11:39'10.800
6	20.344	25.966	24.143	32.426	1'42.879	268,7	11:40'53.679
7	20.363	26.713	24.395	44.492	1'55.963P	274,1	11:42'49.642
8	8'47.133	26.631	24.443	32.860	10'11.067P		11:53'00.709
9	20.262	25.831	23.814	32.475	1'42.382	268,7	11:54'43.091
10	20.333	25.891	23.843	32.549	1'42.616	268,7	11:56'25.707
11	20.743	27.269	24.340	42.932	1'55.284P	268,0	11:58'20.991
12	9'43.839	26.524	24.644	32.885	11'07.892P		12:09'28.883
13	20.362	<b>25.730</b>	<b>23.633</b>	32.529	<b>1'42.254</b>	270,7	12:11'11.137
14	<b>20.102</b>	25.857	23.809	32.581	1'42.349	271,4	12:12'53.486
15	22.229	26.623	24.388	32.912	1'46.152	272,0	12:14'39.638
16	20.402	26.004	23.699	<b>32.314</b>	1'42.419	269,3	12:16'22.057

20° 69 T. BOOTH-AMOS [1'42.398]							
Lap	Seg.1	Seg.2	Seg.3	Seg.4	Lap Time	km/h	Local Time
1		28.954	26.115	34.620			11:32'29.180
2	21.471	26.748	24.780	33.138	1'46.137	269,3	11:34'15.317
3	20.546	26.377	24.515	33.166	1'44.604	272,0	11:35'59.921
4	20.406	26.392	24.544	33.150	1'44.492	271,4	11:37'44.413
5	20.381	26.409	24.398	46.062	1'57.250P	270,7	11:39'41.663
6	11'45.500	27.012	24.627	43.572	13'20.711P		11:53'02.374
7	5'48.647	27.095	24.519	32.807	7'13.068P		12:00'15.442
8	20.632	26.103	24.152	32.749	1'43.636	273,4	12:01'59.078
9	20.249	26.078	23.978	32.756	1'43.061	270,7	12:03'42.139
10	20.206	35.183	36.386	42.352	2'14.127P	272,0	12:05'56.266
11	3'17.041	26.677	24.449	32.640	4'40.807P		12:10'37.073
12	<b>20.128</b>	<b>25.930</b>	24.025	<b>32.315</b>	<b>1'42.398</b>	274,1	12:12'19.471
13	20.231	26.079	23.985	32.491	1'42.786	<b>275,5</b>	12:14'02.257
14	20.424	25.934	<b>23.874</b>	32.339	1'42.571	274,8	12:15'44.828

21° 24 L. TACCINI [1'42.490]							
Lap	Seg.1	Seg.2	Seg.3	Seg.4	Lap Time	km/h	Local Time
1		29.000	26.885	34.365			11:32'39.429
2	21.084	26.977	25.174	33.679	1'46.914	272,0	11:34'26.343
3	20.603	26.666	24.852	33.462	1'45.583	273,4	11:36'11.926
4	21.052	26.504	24.856	33.105	1'45.517C	272,7	11:37'57.443
5	21.301	26.829	25.021	46.671	1'59.822P	272,0	11:39'57.265
6	20'55.058	27.543	30.334	33.602	22'26.537P		12:02'23.802
7	20.962	26.386	25.046	32.930	1'45.324	272,7	12:04'09.126
8	20.597	26.282	24.626	32.801	1'44.306	274,1	12:05'53.432
9	20.414	25.969	24.425	32.624	1'43.432	274,8	12:07'36.864
10	20.594	26.598	24.579	33.324	1'45.095	277,6	12:09'21.959
11	20.397	26.202	24.127	32.687	1'43.413	275,5	12:11'05.372
12	<b>20.303</b>	<b>25.769</b>	<b>23.944</b>	<b>32.474</b>	<b>1'42.490</b>	279,1	12:12'47.862
13	22.515	26.323	24.622	33.106	1'46.566	<b>279,8</b>	12:14'34.428
14	20.846	26.240	24.254	32.707	1'44.047	275,5	12:16'18.475

22° 71 T. EDWARDS [1'42.619]							
Lap	Seg.1	Seg.2	Seg.3	Seg.4	Lap Time	km/h	Local Time
1		30.399	26.636	34.719			11:32'08.612
2	21.690	27.540	25.350	33.693	1'48.273	273,4	11:33'56.885
3	21.062	26.843	24.938	33.390	1'46.233C	274,8	11:35'43.118
4	20.860	26.584	25.020	33.068	1'45.532	275,5	11:37'28.650
5	20.720	26.412	24.471	32.917	1'44.520	277,6	11:39'13.170
6	20.462	26.331	24.599	33.157	1'44.549	273,4	11:40'57.719
7	36.373	28.748	24.992	45.993	2'16.106P	274,1	11:43'13.825
8	5'49.716	29.149	27.996	33.400	7'20.261P		11:50'34.086

9	20.918	26.421	24.487	32.746	1'44.572	275,5	11:52'18.658
10	20.512	26.061	24.181	32.676	1'43.430	272,0	11:54'02.088
11	20.411	26.077	24.166	32.911	1'43.565	272,0	11:55'45.653
12	20.318	26.119	24.259	32.722	1'43.418C	271,4	11:57'29.071
13	20.344	25.924	24.011	32.677	1'42.956	271,4	11:59'12.027
14	20.967	26.723	24.795	41.691	1'54.176P	275,5	12:01'06.203
15	5'03.633	28.736	24.088	32.646	6'29.103P		12:07'35.306
16	20.562	26.705	24.945	35.720	1'47.932	269,3	12:09'23.238
17	20.267	<b>25.877</b>	23.995	<b>32.480</b>	<b>1'42.619</b>	276,2	12:11'05.857
18	20.401	25.935	23.914	32.716	1'42.966	<b>282,7</b>	12:12'48.823
19	<b>20.235</b>	26.001	<b>23.804</b>	32.732	1'42.772	275,5	12:14'31.595
20	20.747	31.906	24.363	32.608	1'49.624	270,0	12:16'21.219

23° 21 B. CURRIE [1'42.952]							
Lap	Seg.1	Seg.2	Seg.3	Seg.4	Lap Time	km/h	Local Time
1		29.759	27.077	35.406			11:32'20.197
2	22.020	27.596	25.809	33.496	1'48.921	264,1	11:34'09.118
3	20.739	26.639	24.843	33.007	1'45.228	271,4	11:35'54.346
4	20.807	26.600	24.570	32.625	1'44.602	272,0	11:37'38.948
5	20.676	26.708	24.665	32.755	1'44.804	271,4	11:39'23.752
6	21.060	26.522	24.414	32.644	1'44.640	272,0	11:41'08.392
7	20.853	26.308	24.626	32.492	1'44.279	275,5	11:42'52.671
8	22.410	29.044	30.467	42.373	2'04.294P	271,4	11:44'56.965
9	7'17.786	29.684	25.370	33.403	8'46.243P		11:53'43.208
10	20.765	26.321	24.137	32.563	1'43.786	265,4	11:55'26.994
11	20.468	26.097	24.141	<b>32.280</b>	1'42.986	273,4	11:57'09.980
12	20.271	26.149	24.121	41.207	1'51.748P	273,4	11:59'01.728
13	5'48.186	37.276	26.277	33.689	7'25.428P		12:06'27.156
14	<b>20.782</b>	26.593	24.156	32.563	1'44.094	272,0	12:08'11.250
15	<b>20.240</b>	<b>26.067</b>	<b>24.081</b>	32.564	<b>1'42.952</b>	274,8	12:09'54.202
16	21.640	30.591	24.816	32.580	1'49.627	<b>276,2</b>	12:11'43.829
17	20.461	26.170	24.087	32.444	1'43.162	274,1	12:13'26.991
18	20.357	26.156	24.111	32.767	1'43.391C	274,8	12:15'10.382

24° 13 L. OTTAVIANI [1'42.958]							
Lap	Seg.1	Seg.2	Seg.3	Seg.4	Lap Time	km/h	Local Time
1		30.813	28.134	36.632			11:32'24.127
2	27.589	28.597	26.546	35.665	1'58.397	226,4	11:34'22.524
3	23.145	28.618	26.071	48.322	2'06.156P	234,3	11:36'28.680
4	1'51.100	27.023	24.928	35.461	3'18.512P		11:39'47.192
5	21.031	26.296	24.381	33.289	1'44.997	266,7	11:41'32.189
6	20.774	26.764	24.695	32.984	1'45.217	267,3	11:43'17.406
7	20.859	26.448	24.529	32.927	1'44.763	270,0	11:45'02.169
8	20.913	33.850	31.777	32.835	1'59.375	270,0	11:47'01.544
9	20.817	26.247	24.294	32.658	1'44.016	270,7	11:48'45.560
10	21.673	27.837	24.642	32.489	1'46.641	268,7	11:50'32.201
11	20.474	26.072	24.089	32.597	1'43.232	271,4	11:52'15.433
12	21.436	28.897	25.141	33.785	1'49.259	271,4	11:54'04.692
13	20.505	26.050	<b>24.000</b>	32.564	1'43.119	272,7	11:55'47.811
14	20.415	26.079	24.126	<b>32.357</b>	1'42.977	272,7	11:57'30.788
15	27.579	29.141	26.440	47.539	2'10.699P	274,1	11:59'41.487
16	4'26.287	32.011	29.602	39.665	6'07.565P		12:05'49.052
17	21.837	27.959	24.062	32.497	1'46.355	267,3	12:07'35.407
18	21.972	28.561	24.686	32.970	1'48.189	<b>280,5</b>	12:09'23.596
19	20.739	26.234	24.068	32.556	1'43.597	276,9	12:11'07.193
20	21.235	26.373	24.056	32.490	1'44.154	276,9	12:12'51.347
21	20.504	26.239	24.403	33.089	1'44.235	277,6	12:14'35.582
22	<b>20.356</b>	<b>25.930</b>	24.098	32.574	<b>1'42.958</b>	276,2	12:16'18.540

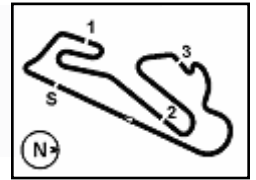
25° 12 F. FULIGNI [1'42.996]							
Lap	Seg.1	Seg.2	Seg.3	Seg.4	Lap Time	km/h	Local Time
1		22'24.549	26.492	34.070			11:54'12.290
2	20.813	26.575	24.843	32.940	1'45.171	271,4	11:55'57.461

20/05/2022 P = Pits In/Out - C = Lap Time Cancelled

These data/results cannot be reproduced, stored and/or transmitted in whole or in part by any manner of electronic, mechanical, photocopying, recording, broadcasting or otherwise now known or herein after developed without the previous express consent by the copyright owner, except for reproduction in daily press and regular printed publications on sale to the public within 60 days of the event related to those data/results and always provided that copyright symbol appears together as follows below.

© DORNA WSBK ORGANIZATION Srl 2022





Circuito Estoril 4.182 m

**Estoril Round, 20-22 May 2022**  
**Chronological Analysis Free Practice 1st Session**

5 / 6

3	20.438	26.209	24.627	33.279	1'44.553	<b>276,2</b>	11:57'42.014	1		29.771	29.061	47.936					11:32'22.192
4	20.182	26.078	24.285	32.929	1'43.474	271,4	11:59'25.488	2	3'05.671	27.513	25.304	33.269	4'31.757P				11:36'53.949
5	20.671	26.183	24.271	33.028	1'44.153	271,4	12:01'09.641	3	21.045	26.655	24.519	32.962	1'45.181	266,7			11:38'39.130
6	20.202	26.040	23.994	32.842	1'43.078	272,0	12:02'52.719	4	20.716	26.423	24.365	32.946	1'44.450	268,7			11:40'23.580
7	<b>20.147</b>	26.045	24.014	33.001	1'43.207	272,0	12:04'35.926	5	22.949	26.483	24.493	33.074	1'46.999	268,7			11:42'10.579
8	23.216	27.637	26.065	33.844	1'50.762	272,0	12:06'26.688	6	20.538	26.278	24.348	32.827	1'43.991	268,7			11:43'54.570
9	20.306	25.957	<b>23.954</b>	<b>32.779</b>	<b>1'42.996</b>	270,0	12:08'09.684	7	21.063	26.941	24.781	41.463	1'54.248P	269,3			11:45'48.818
10	20.475	26.078	23.967	33.155	1'43.675	271,4	12:09'53.359	8	6'03.629	26.863	24.386	32.911	7'27.789P				11:53'16.607
11	20.477	<b>25.872</b>	24.187	32.874	1'43.410	273,4	12:11'36.769	9	20.530	26.250	24.241	32.699	1'43.720	270,0			11:55'00.327
12	27.332	30.320	25.974	33.746	1'57.372	272,0	12:13'34.141	10	20.577	26.153	24.314	32.780	1'43.824	270,0			11:56'44.151
13	20.219	26.079	24.072	32.883	1'43.253C	272,0	12:15'17.394	11	20.513	26.124	24.098	32.746	1'43.481	270,0			11:58'27.632

**26° 22 F. FULIGNI [1'43.140]**

Lap	Seg1	Seg2	Seg3	Seg4	Lap Time	km/h	Local Time
1		28.351	26.091	34.636			11:32'11.444
2	21.243	26.963	25.090	34.035	1'47.331	268,7	11:33'58.775
3	20.899	26.796	24.626	33.240	1'45.561	274,8	11:35'44.336
4	20.735	26.482	24.682	33.223	1'45.122	<b>275,5</b>	11:37'29.458
5	20.696	26.451	24.497	33.182	1'44.826	272,7	11:39'14.284
6	20.660	26.372	24.574	32.894	1'44.500	272,0	11:40'58.784
7	20.665	26.450	24.545	33.079	1'44.739	271,4	11:42'43.523
8	20.675	26.280	24.382	32.847	1'44.184	267,3	11:44'27.707
9	21.863	27.815	24.700	35.046	1'49.424	268,0	11:46'17.131
10	20.661	26.487	24.781	43.403	1'55.332P	271,4	11:48'12.463
11	6'26.891	27.406	24.733	33.334	7'52.364P		11:56'04.827
12	20.665	26.308	24.546	33.139	1'44.658	270,0	11:57'49.485
13	20.556	26.246	24.277	32.862	1'43.941	272,0	11:59'33.426
14	20.609	26.367	24.416	32.775	1'44.167	270,7	12:01'17.593
15	20.544	26.393	24.218	32.733	1'43.888	270,7	12:03'01.481
16	21.999	26.804	24.853	33.711	1'47.367	270,7	12:04'48.848
17	20.491	26.277	24.505	32.808	1'44.081	266,7	12:06'32.929
18	20.458	26.087	24.198	32.596	1'43.339	268,7	12:08'16.268
19	20.358	<b>26.069</b>	24.373	32.857	1'43.657	270,7	12:09'59.925
20	<b>20.355</b>	26.139	<b>24.110</b>	<b>32.536</b>	<b>1'43.140</b>	268,7	12:11'43.065
21	20.386	26.146	24.227	32.544	1'43.303	270,7	12:13'26.368
22	20.402	26.289	24.201	32.620	1'43.512C	268,7	12:15'09.880

**29° 54 B. SOFUOGLU [1'43.252]**

Lap	Seg1	Seg2	Seg3	Seg4	Lap Time	km/h	Local Time
1		29.629	27.093	34.773			11:32'56.087
2	21.443	29.242	26.472	34.519	1'59.753	273,4	11:48'55.840
3	21.374	26.597	24.756	33.494	1'46.221	268,7	11:50'42.061
4	24.971	26.780	25.492	33.028	1'50.271	270,7	11:52'32.332
5	20.731	26.309	24.501	32.864	1'44.405	276,2	11:54'16.737
6	20.730	26.257	24.413	33.035	1'44.435	275,5	11:56'01.172
7	20.629	26.289	24.286	32.894	1'44.098	275,5	11:57'45.270
8	20.449	<b>26.084</b>	24.251	33.078	1'43.862	274,1	11:59'29.132
9	20.432	26.309	24.725	48.502	1'59.968P	274,1	12:01'29.100
10	6'28.033	28.601	24.752	33.078	7'54.464P		12:09'23.564
11	20.595	26.124	24.190	32.670	1'43.579	<b>278,4</b>	12:11'07.143
12	<b>20.362</b>	26.130	24.150	<b>32.610</b>	<b>1'43.252</b>	274,8	12:12'50.395
13	21.188	26.297	24.434	33.218	1'45.137	274,1	12:14'35.532
14	20.819	26.188	<b>24.106</b>	32.798	1'43.911	274,1	12:16'19.443

**27° 32 D. BAYLISS [1'43.144]**

Lap	Seg1	Seg2	Seg3	Seg4	Lap Time	km/h	Local Time
1		30.422	26.748	34.737			11:32'07.990
2	21.604	27.576	25.375	33.924	1'48.479	271,4	11:33'56.469
3	20.951	26.765	25.339	33.394	1'46.449C	273,4	11:35'42.918
4	20.773	26.739	24.761	33.161	1'45.434	274,8	11:37'28.352
5	22.283	26.367	24.617	32.976	1'46.243	276,2	11:39'14.595
6	20.626	26.337	24.729	32.930	1'44.622	276,2	11:40'59.217
7	23.772	28.449	27.768	41.958	2'01.947P	<b>279,1</b>	11:43'01.164
8	7'08.590	27.500	25.594	33.947	8'35.631P		11:51'36.795
9	20.779	26.367	24.417	33.087	1'44.650	274,1	11:53'21.445
10	20.729	26.135	24.353	32.782	1'43.999	266,7	11:55'05.444
11	20.308	26.011	24.153	32.672	<b>1'43.144</b>	<b>279,1</b>	11:56'48.588
12	<b>20.234</b>	<b>25.917</b>	24.795	32.673	1'43.619	<b>279,1</b>	11:58'32.207
13	20.396	25.985	24.280	<b>32.561</b>	1'43.222	277,6	12:00'15.429
14	20.391	26.115	24.603	32.849	1'43.958	278,4	12:01'59.387
15	20.497	25.993	<b>24.070</b>	32.707	1'43.267	270,7	12:03'42.654
16	20.355	26.340	24.158	33.029	1'43.882	277,6	12:05'26.536
17	20.561	26.024	24.292	32.595	1'43.472	274,1	12:07'10.008
18	22.957	26.969	25.424	41.599	1'56.949P	275,5	12:09'06.957
19	1'51.190	26.650	24.562	33.061	3'15.463P		12:12'22.420
20	20.412	26.313	24.323	32.758	1'43.806	276,2	12:14'06.226
21	20.365	26.125	24.170	32.850	1'43.510	274,1	12:15'49.736

**30° 73 M. KOFLER [1'43.855]**

Lap	Seg1	Seg2	Seg3	Seg4	Lap Time	km/h	Local Time
1		29.063	26.052	34.337			11:32'06.797
2	21.492	27.245	25.315	33.731	1'47.783	271,4	11:33'54.580
3	20.946	26.699	24.870	33.656	1'46.171C	277,6	11:35'40.751
4	21.227	26.471	24.608	33.357	1'45.663	272,0	11:37'26.414
5	20.987	26.619	24.542	33.208	1'45.356	274,8	11:39'11.770
6	<b>20.583</b>	26.282	24.398	33.121	1'44.384	274,8	11:40'56.154
7	24.685	27.505	24.723	43.551	2'00.464P	274,8	11:42'56.618
8	13'54.197	26.981	24.958	33.242	1'59.378P		11:58'15.996
9	20.817	26.835	24.633	33.044	1'45.329	272,0	12:00'01.325
10	20.806	26.449	24.636	33.132	1'45.023	274,1	12:01'46.348
11	20.790	26.492	24.681	33.188	1'45.151	273,4	12:03'31.499
12	24.230	30.450	25.730	35.593	1'56.003	273,4	12:05'27.502
13	20.681	<b>26.178</b>	<b>24.344</b>	<b>32.652</b>	<b>1'43.855</b>	278,4	12:07'11.357
14	20.633	26.206	24.619	33.139	1'44.597	276,2	12:08'55.954
15	24.577	31.846	27.743	34.794	1'58.960	274,8	12:10'54.914
16	20.819	26.554	24.680	32.989	1'45.042	<b>279,8</b>	12:12'39.956
17	20.728	26.368	24.536	32.994	1'44.626	278,4	12:14'24.582
18	20.766	26.348	24.776	32.934	1'44.824	275,5	12:16'09.406

**31° 6 J. BUIS [1'44.175]**

Lap	Seg1	Seg2	Seg3	Seg4	Lap Time	km/h	Local Time
1		29.022	26.938	34.397			11:32'09.203
2	21.560	27.372	25.425	33.757	1'48.114	269,3	11:33'57.317
3	21.045	26.790	25.351	33.489	1'46.675C	<b>277,6</b>	11:35'43.992

**28° 36 S. KROEZE [1'43.191]**

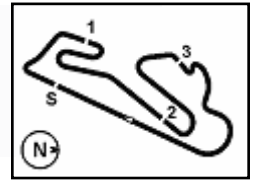
Lap	Seg1	Seg2	Seg3	Seg4	Lap Time	km/h	Local Time
-----	------	------	------	------	----------	------	------------

20/05/2022 P = Pits In/Out - C = Lap Time Cancelled

These data/results cannot be reproduced, stored and/or transmitted in whole or in part by any manner of electronic, mechanical, photocopying, recording, broadcasting or otherwise now known or herein after developed without the previous express consent by the copyright owner, except for reproduction in daily press and regular printed publications on sale to the public within 60 days of the event related to those data/results and always provided that copyright symbol appears together as follows below.

© DORNA WSBK ORGANIZATION Srl 2022





**Estoril Round, 20-22 May 2022**  
**Chronological Analysis Free Practice 1st Session**

4	21.672	26.345	24.855	33.530	1'46.402	275,5	11:37'30.394
5	21.122	26.548	25.061	33.514	1'46.245	273,4	11:39'16.639
6	21.505	26.659	24.871	33.870	1'46.905	273,4	11:41'03.544
7	21.097	26.455	24.962	33.486	1'46.000	272,7	11:42'49.544
8	20.914	<b>26.236</b>	26.417	33.390	1'46.957	268,7	11:44'36.501
9	24.650	28.333	24.959	43.236	2'01.178P	272,7	11:46'37.679
10	6'08.502	28.205	25.378	33.672	7'35.757CP		11:54'13.436
11	21.063	26.458	24.670	33.237	1'45.428	273,4	11:55'58.864
12	20.809	26.587	24.464	33.248	1'45.108	274,1	11:57'43.972
13	20.716	26.502	24.622	33.330	1'45.170C	272,0	11:59'29.142
14	20.811	26.252	24.670	33.235	1'44.968	268,7	12:01'14.110
15	21.198	26.771	24.880	42.678	1'55.527P	273,4	12:03'09.637
16	6'18.727	27.334	25.391	33.220	7'44.672P		12:10'54.309
17	21.047	26.539	24.651	<b>32.995</b>	1'45.232	270,0	12:12'39.541
18	<b>20.433</b>	26.449	24.606	33.138	1'44.626	272,7	12:14'24.167
19	20.553	26.299	<b>24.248</b>	33.075	<b>1'44.175</b>	270,0	12:16'08.342

32° 52 P. HOBELSBERGER (1'45.774)							
Lap	Seg.1	Seg.2	Seg.3	Seg.4	Lap Time	km/h	Local Time
1		29.774	27.161	34.962			11:32'10.279
2	21.654	26.947	25.558	33.980	1'48.139	273,4	11:33'58.418
3	21.061	27.153	25.605	33.819	1'47.638	274,8	11:35'46.056
4	57.477	29.700	26.597	47.284	2'41.058P	<b>275,5</b>	11:38'27.114
5	11'20.396	32.306	25.879	33.731	12'52.312P		11:51'19.426
6	21.020	26.578	24.681	<b>33.495</b>	<b>1'45.774</b>	272,7	11:53'05.200
7	23.508	26.570	<b>24.429</b>	41.335	1'55.842P	274,8	11:55'01.042
8	9'59.017	27.168	25.875	33.802	11'25.862P		12:06'26.904
9	<b>20.666</b>	<b>26.056</b>	51.388	48.494	2'26.604P	274,1	12:08'53.508
10	6'01.331	32.487	24.744	34.927	7'33.489P		12:16'26.997

20/05/2022

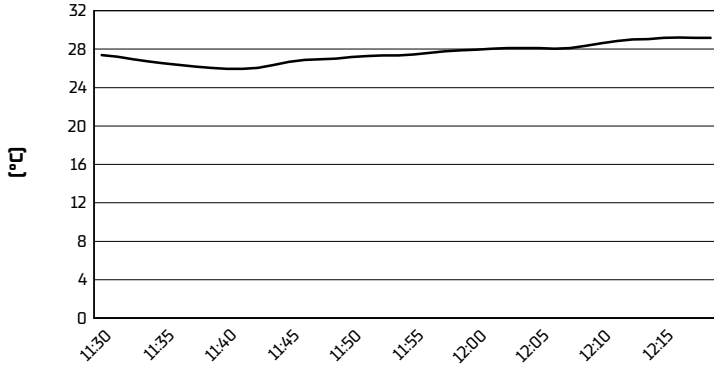
P = Pits In/Out - C = Lap Time Cancelled

These data/results cannot be reproduced, stored and/or transmitted in whole or in part by any manner of electronic, mechanical, photocopying, recording, broadcasting or otherwise now known or herein after developed without the previous express consent by the copyright owner, except for reproduction in daily press and regular printed publications on sale to the public within 60 days of the event related to those data/results and always provided that copyright symbol appears together as follows below.

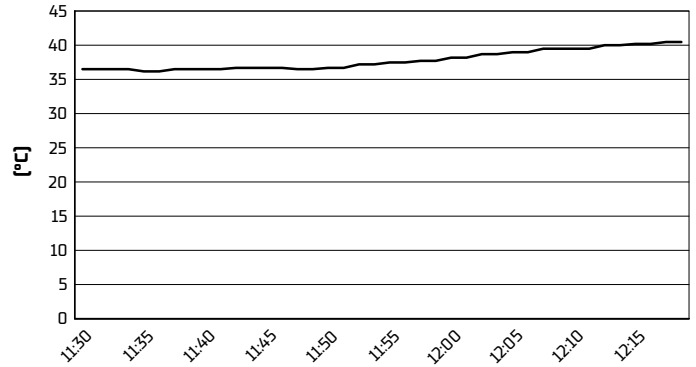
© DORNA WSBK ORGANIZATION Srl 2022

**Estoril Round, 20-22 May 2022**  
**Weather Report Free Practice 1st Session**  
Session started 11:30 - Session ended 12:19

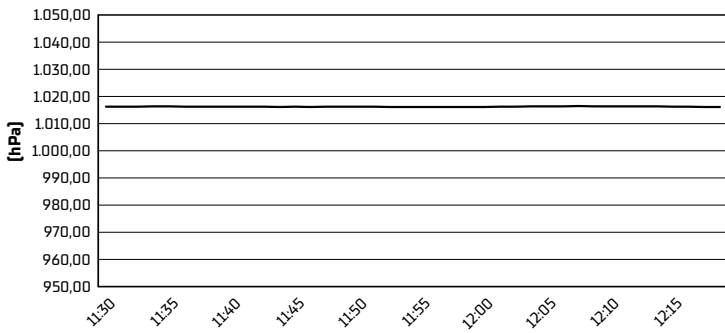
**Air Temperature**



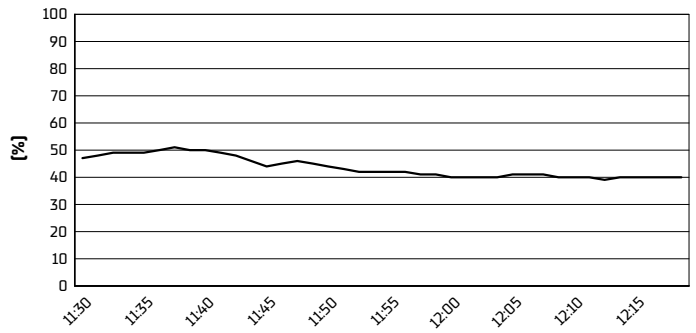
**Track Temperature**



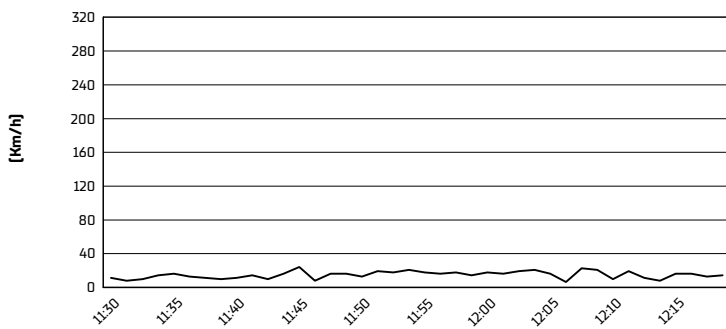
**Air Pressure**



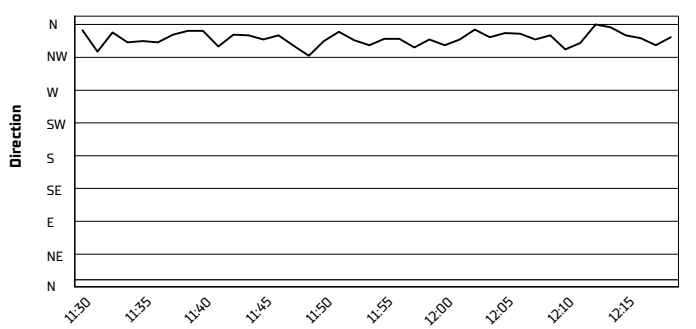
**Humidity**



**Wind Speed**



**Wind Direction**



20/05/2022

These data/results cannot be reproduced, stored and/or transmitted in whole or in part by any manner of electronic, mechanical, photocopying, recording, broadcasting or otherwise now known or herein after developed without the previous express consent by the copyright owner, except for reproduction in daily press and regular printed publications on sale to the public within 60 days of the event related to those data/results and always provided that copyright symbol appears together as follows below.

© DORNA WSBK ORGANIZATION Srl 2022