

Estoril Round, 20-22 May 2022
Results Free Practice 2nd Session

Circuito Estoril 4.182 m

1 / 2

No.	Rider	Nat	Team	Bike	Class	Time	Gap	Rel.	Laps	Speed	
										Avg	Max
1	77 D. AEGERTER	SUI	Ten Kate Racing Yamaha	Yamaha YZF R6		1'39.806			21	150,845	280,5
2	16 J. CLUZEL	FRA	GMT94 Yamaha	Yamaha YZF R6		1'40.501	0.695	0.695	19	149,801	277,6
3	94 A. VERDOIA	FRA	GMT94 Yamaha	Yamaha YZF R6		1'40.537	0.731	0.036	18	149,748	276,9
4	28 G. VAN STRAALEN	NED	EAB Racing Team	Yamaha YZF R6		1'40.607	0.801	0.070	18	149,644	274,8
5	64 F. CARICASULO	ITA	Althea Racing	Ducati Panigale V2		1'40.758	0.952	0.151	20	149,419	280,5
6	11 N. BULEGA	ITA	Aruba.it Racing WorldSSP Team	Ducati Panigale V2		1'40.905	1.099	0.147	21	149,202	281,3
7	7 L. BALDASSARRI	ITA	Evan Bros.WorldSSP Yamaha Team	Yamaha YZF R6		1'40.906	1.100	0.001	16	149,200	280,5
8	56 P. SEBESTYEN	HUN	Evan Bros.WorldSSP Yamaha Team	Yamaha YZF R6		1'40.928	1.122	0.022	15	149,168	283,5
9	61 C. ONCU	TUR	Kawasaki Puccetti Racing	Kawasaki ZX-6R		1'41.061	1.255	0.133	18	148,971	281,3
10	62 S. MANZI	ITA	Dynavolt Triumph	Triumph Street Triple RS		1'41.161	1.355	0.100	17	148,824	280,5
11	55 Y. MONTELLA	ITA	Kawasaki Puccetti Racing	Kawasaki ZX-6R		1'41.167	1.361	0.006	21	148,815	284,2
12	3 R. DE ROSA	ITA	Orelac Racing Verd'natura WorldSSP	Ducati Panigale V2		1'41.246	1.440	0.079	18	148,699	276,2
13	10 U. ORRADRE	ESP	MS Racing Yamaha WorldSSP	Yamaha YZF R6		1'41.310	1.504	0.064	16	148,605	277,6
14	69 T. BOOTH-AMOS	GBR	Prodina Racing WorldSSP	Kawasaki ZX-6R	*	1'41.357	1.551	0.047	13	148,536	282,0
15	66 N. TUULI	FIN	MV Agusta Reparto Corse	MV Agusta F3 800 RR		1'41.385	1.579	0.028	16	148,495	273,4
16	38 H. SOOMER	EST	Dynavolt Triumph	Triumph Street Triple RS		1'41.429	1.623	0.044	19	148,431	279,1
17	50 O. VOSTATEK	CZE	MS Racing Yamaha WorldSSP	Yamaha YZF R6		1'41.659	1.853	0.230	17	148,095	279,8
18	25 M. BRENNER	SUI	VFT Racing	Yamaha YZF R6	*	1'41.684	1.878	0.025	19	148,059	273,4
19	71 T. EDWARDS	AUS	Yart - Yamaha WorldSSP	Yamaha YZF R6		1'41.723	1.917	0.039	9	148,002	279,1
20	99 A. HUERTAS	ESP	MTM Kawasaki	Kawasaki ZX-6R		1'41.763	1.957	0.040	15	147,944	278,4
21	17 K. SMITH	GBR	VFT Racing	Yamaha YZF R6		1'41.883	2.077	0.120	16	147,770	273,4
22	13 L. OTTAVIANI	ITA	Altogo Racing Team	Yamaha YZF R6		1'42.162	2.356	0.279	18	147,366	281,3
23	32 O. BAYLISS	AUS	BARNI Spark Racing Team	Ducati Panigale V2		1'42.164	2.358	0.002	19	147,363	282,7
24	24 L. TACCINI	ITA	Ten Kate Racing Yamaha	Yamaha YZF R6		1'42.172	2.366	0.008	15	147,352	279,1
25	21 B. CURRIE	AUS	Motozoo Racing by Puccetti	Kawasaki ZX-6R		1'42.295	2.489	0.123	15	147,174	276,9
26	54 B. SOFUOGLU	TUR	MV Agusta Reparto Corse	MV Agusta F3 800 RR	*	1'42.307	2.501	0.012	10	147,157	279,1
27	12 F. FULIGNI	ITA	D34G Racing	Ducati Panigale V2	*	1'42.671	2.865	0.364	19	146,635	278,4
28	73 M. KOFLER	AUT	CM Racing	Ducati Panigale V2		1'42.687	2.881	0.016	16	146,613	283,5
29	22 F. FULIGNI	ITA	D34G Racing	Ducati Panigale V2	*	1'42.758	2.952	0.071	18	146,511	277,6
30	36 S. KROEZE	NED	Kallio Racing	Yamaha YZF R6	*	1'43.296	3.490	0.538	13	145,748	278,4
31	6 J. BUIJS	NED	Motozoo Racing by Puccetti	Kawasaki ZX-6R	*	1'43.390	3.584	0.094	20	145,616	277,6
----- Out 105% in this Session -----											
32	52 P. HOBELSBERGER	GER	Kallio Racing	Yamaha YZF R6					0		

Qualifying Lap Time (105% of 1'39.806): 1'44.797

* WorldSSP Challenge

N.52 (Hobelsberger P.) has been declared unfit after FP1

AIR	Humidity:	51%	Temp:	28°C
TRACK	Condition:	Dry	Temp:	39°C

Records	Pole	(SP)	2020 A.Locatelli	1'39.520	151,280	Km/h
	Race	(RC1)	2020 I.Vinales	1'40.053	150,470	Km/h
	All Times	(SP)	2020 A.Locatelli	1'39.520	151,280	Km/h

Start 20/05/2022 16:00 End 16:48 The results are provisional until the end of the time limit for protests and appeals and the completion of the technical checks.

These data/results cannot be reproduced, stored and/or transmitted in whole or in part by any manner of electronic, mechanical, photocopying, recording, broadcasting or otherwise now known or herein after developed without the previous express consent by the copyright owner, except for reproduction in daily press and regular printed publications on sale to the public within 60 days of the event related to those data/results and always provided that copyright symbol appears together as follows below.

© DORNA WSBK ORGANIZATION Srl 2022

Estoril Round, 20-22 May 2022
Results Free Practice 2nd Session

Circuito Estoril 4.182 m

2 / 2

Session Highlights

Local Time	No. Rider	Description
16.00.05		WorldSSP Pit Intervention Time: 1min 21secs
16.04.26	21 B. CURRIE	Crashed - Turn 1
16.04.43	21 B. CURRIE	Re-joined
16.08.10	54 B. SOFUOGLU	Technical Problem - Turn 3
16.09.07	50 O. VOSTATEK	Lap Cancelled [1'42.862] - Exceeded Track Limits - Turn 13
16.09.22	64 F. CARICASULO	Lap Cancelled [1'44.750] - Exceeded Track Limits - Turn 1
16.09.43	25 M. BRENNER	Lap Cancelled [1'41.794] - Yellow Flag - Turn 1
16.09.50	66 N. TUULI	Lap Cancelled [1'42.135] - Yellow Flag - Turn 1
16.10.22	66 N. TUULI	Lap Cancelled [1'42.588] - Yellow Flag - Turn 3
16.10.30	3 R. DE ROSA	Lap Cancelled [1'41.913] - Yellow Flag - Turn 3
16.10.38	28 G. VAN STRAALEN	Lap Cancelled [1'42.222] - Yellow Flag - Turn 3
16.10.47	77 D. AEGERTER	Lap Cancelled [1'40.121] - Yellow Flag - Turn 3
16.10.54	16 J. CLUZEL	Lap Cancelled [1'41.068] - Yellow Flag - Turn 3
16.13.52	61 C. ONCU	Lap Cancelled [1'41.855] - Exceeded Track Limits - Turn 13
16.23.38	71 T. EDWARDS	Crashed - Turn 1
16.25.59	61 C. ONCU	Lap Cancelled [1'42.508] - Yellow Flag - Turn 1
16.26.14	56 P. SEBESTYEN	Lap Cancelled [1'47.413] - Yellow Flag - Turn 1
16.26.23	12 F. FULIGNI	Lap Cancelled [1'43.044] - Yellow Flag - Turn 1
16.26.32	62 S. MANZI	Lap Cancelled [1'44.485] - Yellow Flag - Turn 1
16.26.40	11 N. BULEGA	Lap Cancelled [1'41.393] - Yellow Flag - Turn 1
16.26.48	55 Y. MONTELLA	Lap Cancelled [1'41.497] - Yellow Flag - Turn 1
16.26.56	94 A. VERDOIA	Lap Cancelled [1'42.003] - Yellow Flag - Turn 1
16.27.04	36 S. KROEZE	Lap Cancelled [1'43.733] - Yellow Flag - Turn 1
16.27.11	66 N. TUULI	Lap Cancelled [1'41.556] - Yellow Flag - Turn 1
16.27.22	32 O. BAYLISS	Lap Cancelled [1'42.706] - Yellow Flag - Turn 1
16.28.37	21 B. CURRIE	Lap Cancelled [1'43.617] - Exceeded Track Limits - Turn 13
16.30.59	11 N. BULEGA	Lap Cancelled [1'44.136] - Exceeded Track Limits - Turn 1
16.31.32	66 N. TUULI	Lap Cancelled [1'41.541] - Exceeded Track Limits - Turn 13
16.37.04	24 L. TACCINI	On Asphalt - Re-Joined - Turn 7
16.38.00	99 A. HUERTAS	Lap Cancelled [1'42.520] - Exceeded Track Limits - Turn 13
16.38.37	3 R. DE ROSA	Crashed - Turn 1
16.38.56	3 R. DE ROSA	Re-joined
16.40.53	3 R. DE ROSA	BLACK FLAG - Doesn't enter pit lane after crash (art. 1.21.5)
16.41.08	54 B. SOFUOGLU	Lap Cancelled [1'42.623] - Yellow Flag - Turn 1
16.41.16	99 A. HUERTAS	Lap Cancelled [1'45.528] - Yellow Flag - Turn 1
16.41.24	73 M. KOFLER	Lap Cancelled [1'42.750] - Yellow Flag - Turn 1
16.41.33	17 K. SMITH	Lap Cancelled [1'42.129] - Yellow Flag - Turn 1
16.46.19	6 J. BUIS	Lap Cancelled [1'43.993] - Exceeded Track Limits - Turn 7
16.47.21	21 B. CURRIE	Lap Cancelled [2'02.685] - Exceeded Track Limits - Turn 13

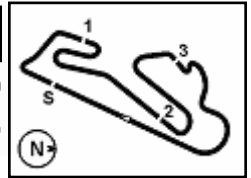
Fastest Laps Sequence

No.	Rider	Nat	Team	Bike	Local Time	Time	Gap	Avg
61	C. ONCU	TUR	Kawasaki Puccetti Racing	Kawasaki ZX-6R	16:03'42.177	1'41.967		147,648
94	A. VERDOIA	FRA	GMT94 Yamaha	Yamaha YZF R6	16:04'06.206	1'41.564	-0.403	148,234
94	A. VERDOIA	FRA	GMT94 Yamaha	Yamaha YZF R6	16:05'46.743	1'40.537	-1.027	149,748
77	D. AEGERTER	SUI	Ten Kate Racing Yamaha	Yamaha YZF R6	16:06'27.102	1'40.222	-0.315	150,219
77	D. AEGERTER	SUI	Ten Kate Racing Yamaha	Yamaha YZF R6	16:08'07.173	1'40.071	-0.151	150,445
77	D. AEGERTER	SUI	Ten Kate Racing Yamaha	Yamaha YZF R6	16:18'07.849	1'39.930	-0.141	150,657
77	D. AEGERTER	SUI	Ten Kate Racing Yamaha	Yamaha YZF R6	16:23'08.363	1'39.806	-0.124	150,845

Start 16:00 End 16:48 The results are provisional until the end of the time limit for protests and appeals and the completion of the technical checks.

These data/results cannot be reproduced, stored and/or transmitted in whole or in part by any manner of electronic, mechanical, photocopying, recording, broadcasting or otherwise now known or herein after developed without the previous express consent by the copyright owner, except for reproduction in daily press and regular printed publications on sale to the public within 60 days of the event related to those data/results and always provided that copyright symbol appears together as follows below.

© DORNA WSBK ORGANIZATION Srl 2022


Estoril Round, 20-22 May 2022
Free Practices Combined Results after FP2

No.	Rider	Nat	Team	Bike	Class	FP1	FP2	Time	Gap	Rel.	Avg	LL
1	77 D. AEGERTER	SUI	Ten Kate Racing Yamaha	Yamaha YZF R6		1'40.433	1'39.806	1'39.806			150,845	40
2	7 L. BALDASSARRI	ITA	Evan Bros.WorldSSP Yamaha Team	Yamaha YZF R6		1'40.361	1'40.906	1'40.361	0.555	0.555	150,010	34
3	16 J. CLUZEL	FRA	GMT94 Yamaha	Yamaha YZF R6		1'41.277	1'40.501	1'40.501	0.695	0.140	149,801	39
4	94 A. VERDOIA	FRA	GMT94 Yamaha	Yamaha YZF R6		1'40.842	1'40.537	1'40.537	0.731	0.036	149,748	38
5	28 G. VAN STRAALEN	NED	EAB Racing Team	Yamaha YZF R6		1'41.670	1'40.607	1'40.607	0.801	0.070	149,644	35
6	64 F. CARICASULO	ITA	Althea Racing	Ducati Panigale V2		1'40.958	1'40.758	1'40.758	0.952	0.151	149,419	37
7	11 N. BULEGA	ITA	Aruba.it Racing WorldSSP Team	Ducati Panigale V2		1'41.635	1'40.905	1'40.905	1.099	0.147	149,202	42
8	56 P. SEBESTYEN	HUN	Evan Bros.WorldSSP Yamaha Team	Yamaha YZF R6		1'41.965	1'40.928	1'40.928	1.122	0.023	149,168	33
9	61 C. ONCU	TUR	Kawasaki Puccetti Racing	Kawasaki ZX-6R		1'40.963	1'41.061	1'40.963	1.157	0.035	149,116	34
10	62 S. MANZI	ITA	Dynavolt Triumph	Triumph Street Triple RS		1'41.954	1'41.161	1'41.161	1.355	0.198	148,824	33
11	55 Y. MONTELLA	ITA	Kawasaki Puccetti Racing	Kawasaki ZX-6R		1'41.201	1'41.167	1'41.167	1.361	0.006	148,815	37
12	3 R. DE ROSA	ITA	Drelac Racing Verdatura WorldSSP	Ducati Panigale V2		1'42.034	1'41.246	1'41.246	1.440	0.079	148,699	34
13	10 U. ORRADRE	ESP	MS Racing Yamaha WorldSSP	Yamaha YZF R6		1'41.589	1'41.310	1'41.310	1.504	0.064	148,605	33
14	69 T. BOOTH-AMOS	GBR	Prodina Racing WorldSSP	Kawasaki ZX-6R	*	1'42.398	1'41.357	1'41.357	1.551	0.047	148,536	26
15	66 N. TUULI	FIN	MV Agusta Reparto Corse	MV Agusta F3 800 RR		1'41.745	1'41.385	1'41.385	1.579	0.028	148,495	30
16	38 H. SOOMER	EST	Dynavolt Triumph	Triumph Street Triple RS		1'41.663	1'41.429	1'41.429	1.623	0.044	148,431	38
17	50 D. VOSTATEK	CZE	MS Racing Yamaha WorldSSP	Yamaha YZF R6		1'41.694	1'41.659	1'41.659	1.853	0.230	148,095	32
18	25 M. BRENNER	SUI	VFT Racing	Yamaha YZF R6	*	1'42.254	1'41.684	1'41.684	1.878	0.025	148,059	34
19	71 T. EDWARDS	AUS	Yart - Yamaha WorldSSP	Yamaha YZF R6		1'42.619	1'41.723	1'41.723	1.917	0.039	148,002	28
20	99 A. HUERTAS	ESP	MTM Kawasaki	Kawasaki ZX-6R		1'41.784	1'41.763	1'41.763	1.957	0.040	147,944	33
21	17 K. SMITH	GBR	VFT Racing	Yamaha YZF R6		1'42.241	1'41.883	1'41.883	2.077	0.120	147,770	23
22	13 L. OTTAVIANI	ITA	Altogo Racing Team	Yamaha YZF R6		1'42.958	1'42.162	1'42.162	2.356	0.279	147,366	39
23	32 O. BAYLISS	AUS	BARNI Spark Racing Team	Ducati Panigale V2		1'43.144	1'42.164	1'42.164	2.358	0.002	147,363	39
24	24 L. TACCINI	ITA	Ten Kate Racing Yamaha	Yamaha YZF R6		1'42.490	1'42.172	1'42.172	2.366	0.008	147,352	28
25	21 B. CURRIE	AUS	Motozoo Racing by Puccetti	Kawasaki ZX-6R		1'42.952	1'42.295	1'42.295	2.489	0.123	147,174	32
26	54 B. SOFUOGLU	TUR	MV Agusta Reparto Corse	MV Agusta F3 800 RR	*	1'43.252	1'42.307	1'42.307	2.501	0.012	147,157	23
27	12 F. FULIGNI	ITA	D34G Racing	Ducati Panigale V2	*	1'42.996	1'42.671	1'42.671	2.865	0.364	146,635	31
28	73 M. KOFLER	AUT	CM Racing	Ducati Panigale V2		1'43.855	1'42.687	1'42.687	2.881	0.016	146,613	33
29	22 F. FULIGNI	ITA	D34G Racing	Ducati Panigale V2	*	1'43.140	1'42.758	1'42.758	2.952	0.071	146,511	39
30	36 S. KROEZE	NED	Kallio Racing	Yamaha YZF R6	*	1'43.191	1'43.296	1'43.191	3.385	0.433	145,896	31
31	6 J. BUIS	NED	Motozoo Racing by Puccetti	Kawasaki ZX-6R	*	1'44.175	1'43.390	1'43.390	3.584	0.199	145,616	38
32	52 P. HOBELSBERGER	GER	Kallio Racing	Yamaha YZF R6		1'45.774		1'45.774	5.968	2.384	142,334	9

* WorldSSP Challenge

20/05/2022

These data/results cannot be reproduced, stored and/or transmitted in whole or in part by any manner of electronic, mechanical, photocopying, recording, broadcasting or otherwise now known or herein after developed without the previous express consent by the copyright owner, except for reproduction in daily press and regular printed publications on sale to the public within 60 days of the event related to those data/results and always provided that copyright symbol appears together as follows below.

© DORNA WSBK ORGANIZATION Srl 2022

Estoril Round, 20-22 May 2022
Best Sectors & Speed Free Practice 2nd Session

BEST LAP			
1	77	D. AEGERTER	Yamaha YZF R6 1'39.806
2	16	J. CLUZEL	Yamaha YZF R6 1'40.501
3	94	A. VERDOIA	Yamaha YZF R6 1'40.537
4	28	G. VAN STRAALEN	Yamaha YZF R6 1'40.607
5	64	F. CARICASULO	Ducati Panigale V2 1'40.758
6	11	N. BULEGA	Ducati Panigale V2 1'40.905
7	7	L. BALDASSARRI	Yamaha YZF R6 1'40.906
8	56	P. SEBESTYEN	Yamaha YZF R6 1'40.928
9	61	C. ONCU	Kawasaki ZX-6R 1'41.061
10	62	S. MANZI	Triumph Street Triple RS 1'41.161
11	55	Y. MONTELLA	Kawasaki ZX-6R 1'41.167
12	3	R. DE ROSA	Ducati Panigale V2 1'41.246
13	10	U. ORRADRE	Yamaha YZF R6 1'41.310
14	69	T. BOOTH-AMOS	Kawasaki ZX-6R 1'41.357
15	66	N. TUULI	MV Agusta F3 800 RR 1'41.385
16	38	H. SOOMER	Triumph Street Triple RS 1'41.429
17	50	D. VOSTATEK	Yamaha YZF R6 1'41.659
18	25	M. BRENNER	Yamaha YZF R6 1'41.684
19	71	T. EDWARDS	Yamaha YZF R6 1'41.723
20	99	A. HUERTAS	Kawasaki ZX-6R 1'41.763
21	17	K. SMITH	Yamaha YZF R6 1'41.883
22	13	L. OTTAVIANI	Yamaha YZF R6 1'42.162
23	32	D. BAYLISS	Ducati Panigale V2 1'42.164
24	24	L. TACCINI	Yamaha YZF R6 1'42.172
25	21	B. CURRIE	Kawasaki ZX-6R 1'42.295
26	54	B. SOFUOGLU	MV Agusta F3 800 RR 1'42.307
27	12	F. FULIGNI	Ducati Panigale V2 1'42.671
28	73	M. KOFLER	Ducati Panigale V2 1'42.687
29	22	F. FULIGNI	Ducati Panigale V2 1'42.758
30	36	S. KROEZE	Yamaha YZF R6 1'43.296
31	6	J. BUIS	Kawasaki ZX-6R 1'43.390
32	52	P. HOBELSBERGER	Yamaha YZF R6

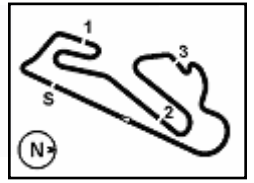
SPEED			
1	55	Y. MONTELLA	Kawasaki ZX-6R 284,2
2	56	P. SEBESTYEN	Yamaha YZF R6 283,5
3	73	M. KOFLER	Ducati Panigale V2 283,5
4	32	D. BAYLISS	Ducati Panigale V2 282,7
5	69	T. BOOTH-AMOS	Kawasaki ZX-6R 282,0
6	13	L. OTTAVIANI	Yamaha YZF R6 281,3
7	11	N. BULEGA	Ducati Panigale V2 281,3
8	61	C. ONCU	Kawasaki ZX-6R 281,3
9	62	S. MANZI	Triumph Street Triple RS 280,5
10	77	D. AEGERTER	Yamaha YZF R6 280,5
11	7	L. BALDASSARRI	Yamaha YZF R6 280,5
12	64	F. CARICASULO	Ducati Panigale V2 280,5
13	50	D. VOSTATEK	Yamaha YZF R6 279,8
14	38	H. SOOMER	Triumph Street Triple RS 279,1
15	24	L. TACCINI	Yamaha YZF R6 279,1
16	71	T. EDWARDS	Yamaha YZF R6 279,1
17	54	B. SOFUOGLU	MV Agusta F3 800 RR 279,1
18	36	S. KROEZE	Yamaha YZF R6 278,4
19	12	F. FULIGNI	Ducati Panigale V2 278,4
20	99	A. HUERTAS	Kawasaki ZX-6R 278,4
21	16	J. CLUZEL	Yamaha YZF R6 277,6
22	22	F. FULIGNI	Ducati Panigale V2 277,6
23	10	U. ORRADRE	Yamaha YZF R6 277,6
24	6	J. BUIS	Kawasaki ZX-6R 277,6
25	94	A. VERDOIA	Yamaha YZF R6 276,9
26	21	B. CURRIE	Kawasaki ZX-6R 276,9
27	3	R. DE ROSA	Ducati Panigale V2 276,2
28	28	G. VAN STRAALEN	Yamaha YZF R6 274,8
29	25	M. BRENNER	Yamaha YZF R6 273,4
30	17	K. SMITH	Yamaha YZF R6 273,4
31	66	N. TUULI	MV Agusta F3 800 RR 273,4

SEG. 1			SEG. 2			SEG. 3			SEG. 4		
1	11	N. BULEGA	19.727	1	77	D. AEGERTER	25.166	1	77	D. AEGERTER	31.542
2	77	D. AEGERTER	19.729	2	16	J. CLUZEL	25.249	2	94	A. VERDOIA	31.791
3	7	L. BALDASSARRI	19.738	3	7	L. BALDASSARRI	25.368	3	61	C. ONCU	31.803
4	94	A. VERDOIA	19.827	4	94	A. VERDOIA	25.369	4	16	J. CLUZEL	31.858
5	64	F. CARICASULO	19.857	5	56	P. SEBESTYEN	25.409	5	28	G. VAN STRAALEN	31.867
6	56	P. SEBESTYEN	19.887	6	28	G. VAN STRAALEN	25.417	6	10	U. ORRADRE	31.873
7	61	C. ONCU	19.892	7	62	S. MANZI	25.439	7	7	L. BALDASSARRI	31.893
8	55	Y. MONTELLA	19.910	8	11	N. BULEGA	25.448	8	50	D. VOSTATEK	31.900
9	38	H. SOOMER	19.912	9	64	F. CARICASULO	25.461	9	66	N. TUULI	31.932
10	16	J. CLUZEL	19.923	10	61	C. ONCU	25.482	10	71	T. EDWARDS	31.956
11	62	S. MANZI	19.951	11	66	N. TUULI	25.509	11	69	T. BOOTH-AMOS	31.977
12	28	G. VAN STRAALEN	19.963	12	10	U. ORRADRE	25.536	12	64	F. CARICASULO	32.002
13	10	U. ORRADRE	19.971	13	3	R. DE ROSA	25.575	13	3	R. DE ROSA	32.050
14	66	N. TUULI	19.978	14	38	H. SOOMER	25.579	14	25	M. BRENNER	32.090
15	69	T. BOOTH-AMOS	19.987	15	25	M. BRENNER	25.601	15	38	H. SOOMER	32.100
16	3	R. DE ROSA	19.988	16	71	T. EDWARDS	25.627	16	62	S. MANZI	32.105
17	50	D. VOSTATEK	20.011	17	24	L. TACCINI	25.659	17	55	Y. MONTELLA	32.109
18	12	F. FULIGNI	20.035	18	17	K. SMITH	25.660	18	11	N. BULEGA	32.121
19	99	A. HUERTAS	20.061	19	55	Y. MONTELLA	25.663	19	56	P. SEBESTYEN	32.154
20	25	M. BRENNER	20.070	20	69	T. BOOTH-AMOS	25.675	20	25	M. BRENNER	32.185
21	32	D. BAYLISS	20.094	21	99	A. HUERTAS	25.727	21	13	L. OTTAVIANI	32.186
22	71	T. EDWARDS	20.097	22	32	D. BAYLISS	25.736	22	12	F. FULIGNI	32.195
23	17	K. SMITH	20.103	23	50	D. VOSTATEK	25.736	23	99	A. HUERTAS	32.207
24	24	L. TACCINI	20.117	24	54	B. SOFUOGLU	25.779	24	54	B. SOFUOGLU	32.247
25	13	L. OTTAVIANI	20.119	25	21	B. CURRIE	25.852	25	32	D. BAYLISS	32.269
26	54	B. SOFUOGLU	20.168	26	73	M. KOFLER	25.865	26	21	B. CURRIE	32.308
27	21	B. CURRIE	20.222	27	13	L. OTTAVIANI	25.871	27	22	F. FULIGNI	32.318
28	6	J. BUIS	20.260	28	36	S. KROEZE	25.953	28	73	M. KOFLER	32.401
29	22	F. FULIGNI	20.266	29	6	J. BUIS	25.955	29	73	M. KOFLER	32.548
30	73	M. KOFLER	20.266	30	12	F. FULIGNI	25.975	30	36	S. KROEZE	32.635
31	36	S. KROEZE	20.386	31	22	F. FULIGNI	26.029	31	6	J. BUIS	32.656

20/05/2022

These data/results cannot be reproduced, stored and/or transmitted in whole or in part by any manner of electronic, mechanical, photocopying, recording, broadcasting or otherwise now known or herein after developed without the previous express consent by the copyright owner, except for reproduction in daily press and regular printed publications on sale to the public within 60 days of the event related to those data/results and always provided that copyright symbol appears together as follows below.

© DORNA WSBK ORGANIZATION Srl 2022



Estoril Round, 20-22 May 2022
Ideal Times Free Practice 2nd Session

No. Rider	Nat	Bike	Seg. 1	Seg. 2	Seg. 3	Seg. 4	Ideal Time		
			Diff. 1	Diff. 2	Diff. 3	Diff. 4	Best Lap	Pos.	Diff.
1 77 D. AEGERTER	SUI	Yamaha YZF R6	19.729 +0.086	25.166 +0.012	23.206 +0.011	31.542 +0.054	1'39.643 1'39.806	1	0.163
2 94 A. VERDOIA	FRA	Yamaha YZF R6	19.827 +0.036	25.369 +0.255	23.259	31.791	1'40.246 1'40.537	3	0.291
3 16 J. CLUZEL	FRA	Yamaha YZF R6	19.923	25.249	23.355 +0.081	31.893	1'40.420 1'40.501	2	0.081
4 28 G. VAN STRAALEN	NED	Yamaha YZF R6	19.963	25.417	23.369	31.858	1'40.607 1'40.607	4	
5 7 L. BALDASSARRI	ITA	Yamaha YZF R6	19.738	25.368	23.439 +0.133	32.100 +0.128	1'40.645 1'40.906	7	0.261
6 64 F. CARICASULO	ITA	Ducati Panigale V2	19.857	25.461 +0.008	23.548	31.803 +0.081	1'40.669 1'40.758	5	0.089
7 11 N. BULEGA	ITA	Ducati Panigale V2	19.727 +0.061	25.448	23.654 +0.059	31.956	1'40.785 1'40.905	6	0.120
8 61 C. ONCU	TUR	Kawasaki ZX-6R	19.892 +0.158	25.482 +0.078	23.345	32.090 +0.016	1'40.809 1'41.061	9	0.252
9 62 S. MANZI	ITA	Triumph Street Triple RS	19.951 +0.154	25.439 +0.129	23.603 +0.018	31.867	1'40.860 1'41.161	10	0.301
10 56 P. SEBESTYEN	HUN	Yamaha YZF R6	19.887	25.409	23.655	31.977	1'40.928 1'40.928	8	
11 3 R. DE ROSA	ITA	Ducati Panigale V2	19.988 +0.004	25.575 +0.089	23.550 +0.140	31.900	1'41.013 1'41.246	12	0.233
12 10 U. ORRADRE	ESP	Yamaha YZF R6	19.971	25.536	23.420	32.105 +0.278	1'41.032 1'41.310	13	0.278
13 55 Y. MONTELLA	ITA	Kawasaki ZX-6R	19.910 +0.055	25.663	23.621	31.873 +0.045	1'41.067 1'41.167	11	0.100
14 66 N. TUULI	FIN	MV Agusta F3 800 RR	19.978 +0.076	25.509 +0.121	23.505 +0.033	32.109 +0.054	1'41.101 1'41.385	15	0.284
15 71 T. EDWARDS	AUS	Yamaha YZF R6	20.097 +0.476	25.627	23.521	32.002	1'41.247 1'41.723	19	0.476
16 69 T. BOOTH-AMOS	GBR	Kawasaki ZX-6R	19.987	25.675 +0.088	23.537	32.050 +0.020	1'41.249 1'41.357	14	0.108
17 50 D. VOSTATEK	CZE	Yamaha YZF R6	20.011	25.736 +0.141	23.453 +0.025	32.154 +0.139	1'41.354 1'41.659	17	0.305
18 38 H. SOOMER	EST	Triumph Street Triple RS	19.912	25.579 +0.011	23.587	32.308 +0.032	1'41.386 1'41.429	16	0.043
19 25 M. BRENNER	SUI	Yamaha YZF R6	20.070 +0.154	25.601 +0.092	23.582	32.185	1'41.438 1'41.684	18	0.246
20 99 A. HUERTAS	ESP	Kawasaki ZX-6R	20.061 +0.085	25.727 +0.094	23.791 +0.073	31.932	1'41.511 1'41.763	20	0.252
21 17 K. SMITH	GBR	Yamaha YZF R6	20.103 +0.160	25.660 +0.023	23.683	32.247 +0.007	1'41.693 1'41.883	21	0.190
22 13 L. OTTAVIANI	ITA	Yamaha YZF R6	20.119 +0.042	25.871	23.708 +0.167	32.186 +0.069	1'41.884 1'42.162	22	0.278
23 32 D. BAYLISS	AUS	Ducati Panigale V2	20.094 +0.022	25.736 +0.163	23.899	32.195 +0.055	1'41.924 1'42.164	23	0.240
24 24 L. TACCINI	ITA	Yamaha YZF R6	20.117 +0.068	25.659	23.945 +0.114	32.269	1'41.990 1'42.172	24	0.182
25 54 B. SOFUOGLU	TUR	MV Agusta F3 800 RR	20.168 +0.105	25.779 +0.157	23.891	32.207	1'42.045 1'42.307	26	0.262
26 21 B. CURRIE	AUS	Kawasaki ZX-6R	20.222 +0.018	25.852	23.943 +0.058	32.121 +0.081	1'42.138 1'42.295	25	0.157
27 12 F. FULIGNI	ITA	Ducati Panigale V2	20.035 +0.173	25.975 +0.083	23.717	32.548 +0.140	1'42.275 1'42.671	27	0.396
28 73 M. KOFLER	AUT	Ducati Panigale V2	20.266	25.865 +0.174	23.976 +0.005	32.401	1'42.508 1'42.687	28	0.179
29 22 F. FULIGNI	ITA	Ducati Panigale V2	20.266 +0.050	26.029	24.028 +0.067	32.318	1'42.641 1'42.758	29	0.117
30 6 J. BUIS	NED	Kawasaki ZX-6R	20.260	25.955 +0.125	23.973 +0.198	32.656 +0.223	1'42.844 1'43.390	31	0.546
31 36 S. KROEZE	NED	Yamaha YZF R6	20.386 +0.121	25.953	24.062	32.635 +0.139	1'43.036 1'43.296	30	0.260
52 P. HOBELBERGER	GER	Yamaha YZF R6							
Overall Ideal Time			19.727	25.166	23.206	31.542	1'39.641		

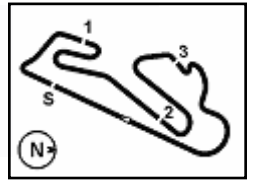
20/05/2022

These data/results cannot be reproduced, stored and/or transmitted in whole or in part by any manner of electronic, mechanical, photocopying, recording, broadcasting or otherwise now known or herein after developed without the previous express consent by the copyright owner, except for reproduction in daily press and regular printed publications on sale to the public within 60 days of the event related to those data/results and always provided that copyright symbol appears together as follows below.

© DORNA WSBK ORGANIZATION Srl 2022

FIGR PERUGIA TIMING





Estoril Round, 20-22 May 2022
Ideal Times Free Practice 2nd Session

No. Rider	Nat	Bike	Seg. 1	Seg. 2	Seg. 3	Seg. 4	Ideal Time		
			Diff. 1	Diff. 2	Diff. 3	Diff. 4	Best Lap	Pos.	Diff.

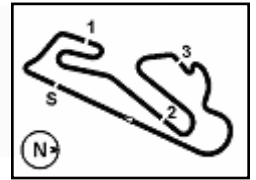
20/05/2022

These data/results cannot be reproduced, stored and/or transmitted in whole or in part by any manner of electronic, mechanical, photocopying, recording, broadcasting or otherwise now known or herein after developed without the previous express consent by the copyright owner, except for reproduction in daily press and regular printed publications on sale to the public within 60 days of the event related to those data/results and always provided that copyright symbol appears together as follows below.

© DORNA WSBK ORGANIZATION Srl 2022

FICR PERUGIA TIMING





Estoril Round, 20-22 May 2022
Chronological Analysis Free Practice 2nd Session

Circuito Estoril 4.182 m

2 / 6

9	19.788	25.448	23.713	31.956	1'40.905	275,5	16:24'02.238
10	20.095	25.572	23.776	31.950	1'41.393C	276,2	16:25'43.631
11	19.870	25.453	23.730	32.112	1'41.165	278,4	16:27'24.796
12	19.727	25.553	23.791	32.024	1'41.095	281,3	16:29'05.891
13	22.779	25.678	23.726	31.953	1'44.136C	274,8	16:30'50.027
14	19.804	25.518	23.759	32.447	1'41.528	278,4	16:32'31.555
15	19.832	25.665	23.750	32.084	1'41.331	274,8	16:34'12.886
16	19.946	25.609	23.768	32.106	1'41.429	274,8	16:35'54.315
17	19.866	25.576	23.654	32.078	1'41.174	272,7	16:37'35.489
18	19.934	25.551	23.688	32.174	1'41.347	274,8	16:39'16.836
19	19.888	25.530	23.713	32.126	1'41.257	274,8	16:40'58.093
20	24.302	28.765	23.792	32.249	1'49.108	276,2	16:42'47.201
21	23.022	26.815	25.086	34.867	1'49.790	276,9	16:44'36.991
22	19.990	25.699	24.016	32.613	1'42.318	276,9	16:46'19.309

10°								62 S. MANZI [1'41.161]			
Lap	Seg.1	Seg.2	Seg.3	Seg.4	Lap Time	km/h	Local Time				
1		26.853	24.740	32.807			16:02'12.322				
2	20.439	26.102	24.170	32.214	1'42.925	278,4	16:03'55.247				
3	20.351	25.699	24.066	32.086	1'42.202	280,5	16:05'37.449				
4	21.082	29.529	24.233	32.257	1'47.101	280,5	16:07'24.550				
5	20.092	25.636	23.824	32.140	1'41.692	279,8	16:09'06.242				
6	20.071	25.743	23.862	32.651	1'42.327	279,1	16:10'48.569				
7	30.461	31.787	25.897	48.332	2'16.477P	279,1	16:13'05.046				
8	7'46.586	26.441	24.183	32.577	9'09.787P		16:22'14.833				
9	20.137	25.693	24.021	32.541	1'42.392	274,1	16:23'57.225				
10	21.314	26.448	24.152	32.571	1'44.485C	274,8	16:25'41.710				
11	20.196	25.815	23.856	32.530	1'42.397	274,1	16:27'24.107				
12	30.199	32.299	27.403	47.010	2'16.911P	274,1	16:29'41.018				
13	5'58.745	30.437	29.097	32.302	7'30.581P		16:37'11.599				
14	20.105	25.568	23.621	31.867	1'41.161	278,4	16:38'52.760				
15	19.951	30.382	30.196	32.632	1'53.161	277,6	16:40'45.921				
16	23.627	30.492	25.403	35.962	1'55.484	277,6	16:42'41.405				
17	20.130	25.439	23.938	32.411	1'41.918	279,1	16:44'23.323				
18	20.106	25.506	23.603	38.061	1'47.276	272,7	16:46'10.599				

7°								7 L. BALDASSARRI [1'40.906]			
Lap	Seg.1	Seg.2	Seg.3	Seg.4	Lap Time	km/h	Local Time				
1		28.502	25.470	33.549			16:02'03.306				
2	20.677	26.017	24.176	32.272	1'43.142	279,1	16:03'46.448				
3	20.137	25.992	23.624	32.200	1'41.953	279,1	16:05'28.401				
4	19.942	25.437	23.549	32.100	1'41.028	279,1	16:07'09.429				
5	19.940	25.588	23.552	32.572	1'41.652	276,9	16:08'51.081				
6	19.943	25.416	23.586	32.485	1'41.430	276,2	16:10'32.511				
7	19.848	25.574	23.571	32.383	1'41.376	279,1	16:12'13.887				
8	19.854	25.421	23.481	32.198	1'40.954	275,5	16:13'54.841				
9	20.589	26.255	24.305	40.811	1'51.960P	276,2	16:15'46.801				
10	10'17.579	26.043	24.034	32.413	11'40.069P		16:27'26.870				
11	19.888	25.489	23.529	32.188	1'41.094	278,4	16:29'07.964				
12	20.233	25.531	23.576	32.267	1'41.607	280,5	16:30'49.571				
13	19.987	25.431	23.439	35.903	1'44.760	277,6	16:32'34.331				
14	21.356	26.327	24.418	40.176	1'52.277P	238,9	16:34'26.608				
15	7'04.924	27.364	23.868	32.472	8'28.628P		16:42'55.236				
16	19.738	25.368	23.572	32.228	1'40.906	278,4	16:44'36.142				
17	19.808	25.501	23.503	32.320	1'41.132	277,6	16:46'17.274				

11°								55 V. MONTELLA [1'41.167]			
Lap	Seg.1	Seg.2	Seg.3	Seg.4	Lap Time	km/h	Local Time				
1		28.505	28.686	32.537			16:02'08.540				
2	20.567	26.216	25.063	34.094	1'45.940	280,5	16:03'54.480				
3	20.343	25.906	24.056	31.882	1'42.187	281,3	16:05'36.667				
4	20.065	26.240	24.262	32.709	1'43.276	284,2	16:07'19.943				
5	20.013	25.711	23.825	32.408	1'41.957	276,9	16:09'01.900				
6	19.958	25.920	24.101	32.219	1'42.198	277,6	16:10'44.098				
7	23.296	28.309	24.284	40.120	1'56.009P	279,8	16:12'40.107				
8	8'18.071	28.623	24.219	32.145	9'43.058P		16:22'23.165				
9	20.641	25.766	23.759	32.262	1'42.428	275,5	16:24'05.593				
10	20.023	25.771	23.689	32.014	1'41.497C	275,5	16:25'47.090				
11	19.931	25.720	23.862	31.939	1'41.452	276,9	16:27'28.542				
12	19.947	25.665	23.705	31.967	1'41.284	278,4	16:29'09.826				
13	20.058	25.740	23.692	32.048	1'41.538	277,6	16:30'51.364				
14	19.965	25.663	23.621	31.918	1'41.167	277,6	16:32'32.531				
15	19.989	25.719	23.882	32.239	1'41.829	279,1	16:34'14.360				
16	20.073	25.691	24.026	32.006	1'41.796	277,6	16:35'56.156				
17	19.910	25.741	23.924	32.089	1'41.664	276,9	16:37'37.820				
18	20.034	25.766	23.868	32.088	1'41.756	274,8	16:39'19.576				
19	22.736	28.797	24.030	32.070	1'47.633	274,8	16:41'07.209				
20	20.065	25.717	23.782	31.873	1'41.437	277,6	16:42'48.646				
21	20.553	26.161	24.180	32.219	1'43.113	277,6	16:44'31.759				
22	20.090	25.677	23.783	32.165	1'41.715	273,4	16:46'13.474				

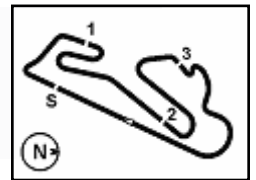
9°								61 C. ONCU [1'41.061]			
Lap	Seg.1	Seg.2	Seg.3	Seg.4	Lap Time	km/h	Local Time				
1		28.414	24.999	32.556			16:02'00.210				
2	20.219	25.926	23.540	32.282	1'41.967	272,7	16:03'42.177				
3	20.135	25.943	23.575	40.151	1'49.804P	273,4	16:05'31.981				
4	4'06.523	26.479	23.675	32.192	5'28.869P		16:11'00.850				
5	19.892	25.492	23.415	33.056	1'41.855C	273,4	16:12'42.705				
6	20.050	25.560	23.345	32.106	1'41.061	266,7	16:14'23.766				
7	20.050	25.482	23.451	32.233	1'41.216	272,7	16:16'04.982				

12°								3 R. DE ROSA [1'41.246]			
Lap	Seg.1	Seg.2	Seg.3	Seg.4	Lap Time	km/h	Local Time				
1		28.298	24.775	33.115			16:02'49.664				
2	20.404	25.987	24.066	32.297	1'42.754	272,0	16:04'32.418				

20/05/2022 P = Pits In/Out - C = Lap Time Cancelled

These data/results cannot be reproduced, stored and/or transmitted in whole or in part by any manner of electronic, mechanical, photocopying, recording, broadcasting or otherwise now known or herein after developed without the previous express consent by the copyright owner, except for reproduction in daily press and regular printed publications on sale to the public within 60 days of the event related to those data/results and always provided that copyright symbol appears together as follows below.

© DORNA WSBK ORGANIZATION Srl 2022



Circuito Estoril 4.182 m

Estoril Round, 20-22 May 2022
Chronological Analysis Free Practice 2nd Session

3 / 6

3	20.209	25.692	23.986	32.198	1'42.085	272,7	16:06'14.503
4	20.136	25.720	23.757	32.144	1'41.757	274,1	16:07'56.260
5	20.142	25.643	23.774	32.354	1'41.913C	273,4	16:09'38.173
6	20.005	25.658	23.856	32.107	1'41.626	272,0	16:11'19.799
7	20.069	25.621	23.756	32.078	1'41.524	272,7	16:13'01.323
8	20.121	25.679	23.705	32.077	1'41.582	270,0	16:14'42.905
9	20.079	25.663	23.759	32.166	1'41.667	271,4	16:16'24.572
10	20.136	25.612	23.685	31.956	1'41.389	271,4	16:18'05.961
11	19.992	25.664	23.690	31.900	1'41.246	271,4	16:19'47.207
12	19.988	25.637	23.550	32.099	1'41.274	272,0	16:21'28.481
13	20.127	25.575	26.847	33.702	1'46.251	274,1	16:23'14.732
14	26.604	25.985	23.833	32.313	1'48.735	276,2	16:25'03.467
15	19.991	25.713	23.684	42.939	1'52.327P	272,7	16:26'55.794
16	9'52.873	27.763	24.135	32.201	1'16.972P		16:38'12.766
17	49.032	31.751	25.385	32.401	2'18.569C	269,3	16:40'31.335
18	20.167	25.712	23.879	32.045	1'41.803C	274,8	16:42'13.138
19	26.923	38.283	29.273	52.671	2'27.150CP	271,4	16:44'40.288

16°		38 H. SOOMER [1'41.429]					
Lap	Seg1	Seg2	Seg3	Seg4	Lap Time	km/h	Local Time
1		28.337	25.360	35.037			16:02'03.211
2	20.608	26.160	24.525	32.880	1'44.173	271,4	16:03'47.384
3	20.366	25.872	23.949	32.452	1'42.639	277,6	16:05'30.023
4	19.974	25.667	23.926	32.604	1'42.171	279,1	16:07'12.194
5	20.186	26.616	24.082	32.726	1'43.610	275,5	16:08'55.804
6	20.134	25.942	23.802	32.515	1'42.393	271,4	16:10'38.197
7	26.662	26.319	24.041	41.385	1'58.407P	272,7	16:12'36.604
8	5'25.287	26.612	24.523	32.944	6'49.366P		16:19'25.970
9	20.140	26.032	23.823	32.810	1'42.805	269,3	16:21'08.775
10	20.050	25.772	23.716	32.582	1'42.120	270,0	16:22'50.895
11	20.281	25.816	23.858	32.769	1'42.724	272,7	16:24'33.619
12	20.287	26.514	24.524	39.912	1'51.237P	271,4	16:26'24.856
13	5'19.968	27.886	24.000	32.604	6'44.458P		16:33'09.314
14	20.424	26.007	23.694	32.547	1'42.672	272,0	16:34'51.986
15	19.964	25.690	23.635	32.389	1'41.678	270,0	16:36'33.664
16	20.082	25.662	26.979	33.082	1'45.805	271,4	16:38'19.469
17	20.134	25.715	23.591	32.490	1'41.930	269,3	16:40'01.399
18	19.912	25.590	23.587	32.340	1'41.429	270,7	16:41'42.828
19	19.973	25.676	24.747	32.844	1'43.240	272,0	16:43'26.068
20	20.066	25.579	23.592	32.308	1'41.545	270,7	16:45'07.613

13°		10 U. ORRADRE [1'41.310]					
Lap	Seg1	Seg2	Seg3	Seg4	Lap Time	km/h	Local Time
1		28.599	25.514	34.862			16:02'13.398
2	23.540	28.343	26.028	47.684	2'05.595P	269,3	16:04'18.993
3	5'12.518	26.947	24.596	32.944	6'37.005P		16:10'55.998
4	20.345	25.919	25.270	32.706	1'44.240	269,3	16:12'40.238
5	20.171	25.644	23.554	32.105	1'41.474	269,3	16:14'21.712
6	19.972	25.718	23.860	32.375	1'41.925	277,6	16:16'03.637
7	20.059	25.683	23.638	45.815	1'55.195P	273,4	16:17'58.832
8	11'33.661	31.516	29.045	34.118	13'08.340P		16:31'07.172
9	20.122	25.783	23.563	32.249	1'41.717	272,0	16:32'48.889
10	20.047	25.637	23.712	32.540	1'41.936	274,8	16:34'30.825
11	19.971	25.536	23.420	32.383	1'41.310	272,7	16:36'12.135
12	21.577	26.374	23.739	32.814	1'44.504	272,7	16:37'56.639
13	20.238	25.608	23.465	32.875	1'42.186	272,0	16:39'38.825
14	20.282	25.670	23.607	32.595	1'42.154	272,7	16:41'20.979
15	20.016	25.729	23.633	32.721	1'42.099	272,7	16:43'03.078
16	22.423	26.484	23.661	32.497	1'45.065	274,1	16:44'48.143
17	20.201	25.835	23.547	32.543	1'42.126	273,4	16:46'30.269

17°		50 O. VOSTATEK [1'41.659]					
Lap	Seg1	Seg2	Seg3	Seg4	Lap Time	km/h	Local Time
1		28.351	26.085	33.960			16:02'04.931
2	20.626	26.442	24.426	32.846	1'44.340	279,8	16:03'49.271
3	20.692	26.133	23.878	32.382	1'43.085	277,6	16:05'32.356
4	20.234	25.779	23.888	32.961	1'42.862C	273,4	16:07'15.218
5	20.496	26.262	24.451	43.739	1'54.948P	273,4	16:09'10.166
6	10'43.022	26.248	23.881	32.419	12'05.570P		16:21'15.736
7	20.156	25.821	23.545	32.306	1'41.828	273,4	16:22'57.564
8	20.179	25.830	23.661	32.189	1'41.859	275,5	16:24'39.423
9	20.158	25.801	23.567	32.226	1'41.752	275,5	16:26'21.175
10	20.011	25.877	23.478	32.293	1'41.659	277,6	16:28'02.834
11	21.529	26.014	24.087	32.454	1'44.084	274,1	16:29'46.918
12	20.091	25.760	23.494	32.397	1'41.742	269,3	16:31'28.660
13	20.179	26.058	23.559	32.191	1'41.987	272,7	16:33'10.647
14	21.612	26.575	24.202	42.819	1'55.208P	277,6	16:35'05.855
15	3'59.212	25.913	23.842	32.155	5'21.122P		16:40'26.977
16	20.309	25.759	23.453	32.548	1'42.069	273,4	16:42'09.046
17	20.226	27.801	23.905	32.154	1'44.086	273,4	16:43'53.132
18	20.278	25.736	24.071	32.809	1'42.894	275,5	16:45'36.026

14°		69 T. BOOTH-AMOS [1'41.357]					
Lap	Seg1	Seg2	Seg3	Seg4	Lap Time	km/h	Local Time
1		28.245	25.511	34.002			16:02'04.121
2	20.408	26.238	24.203	32.466	1'43.315	278,4	16:03'47.436
3	20.068	25.882	23.826	32.390	1'42.166	282,0	16:05'29.602
4	20.047	25.705	38.886	33.754	1'58.392	279,8	16:07'27.994
5	20.223	25.745	23.810	32.265	1'42.043	282,0	16:09'10.037
6	20.054	29.675	24.136	43.273	1'57.138P	278,4	16:11'07.175
7	10'34.915	28.161	24.974	33.786	12'01.836P		16:23'09.011
8	21.372	29.947	23.749	32.073	1'47.141	274,8	16:24'56.152
9	20.176	25.675	23.965	32.050	1'41.866	277,6	16:26'38.018
10	20.069	25.877	25.913	32.232	1'44.091	278,4	16:28'22.109
11	20.036	25.748	23.785	32.179	1'41.748	276,9	16:30'03.857
12	19.987	25.763	23.537	32.070	1'41.357	276,2	16:31'45.214
13	24.831	27.510	25.240	43.975	2'01.556P	276,9	16:33'46.770
14	10'14.996	29.764	25.252	43.671	11'53.683P		16:45'40.453

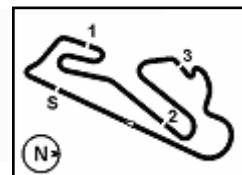
15°		66 N. TUULI [1'41.385]					
Lap	Seg1	Seg2	Seg3	Seg4	Lap Time	km/h	Local Time
1		27.454	30.238	33.143			16:02'45.574
2	21.009	26.388	23.980	32.466	1'43.843	269,3	16:04'29.417
3	20.227	25.755	23.877	32.276	1'42.135C	273,4	16:06'11.552
4	20.054	25.630	23.538	32.163	1'41.385	272,7	16:07'52.937
5	20.115	26.041	24.051	32.381	1'42.588C	270,7	16:09'35.525
6	20.160	25.743	23.840	42.945	1'52.688P	270,7	16:11'28.213

18°		25 M. BRENNER [1'41.684]					
Lap	Seg1	Seg2	Seg3	Seg4	Lap Time	km/h	Local Time
1		27.349	24.886	32.762			16:02'39.958
2	20.601	25.992	24.052	32.197	1'42.842	270,0	16:04'22.800
3	20.311	25.740	23.707	32.036	1'41.794C	270,7	16:06'04.594
4	20.071	25.601	23.633	32.390	1'41.695	270,0	16:07'46.289
5	20.070	25.631	27.728	42.242	1'55.671P	269,3	16:09'41.960

20/05/2022 P = Pits In/Out - C = Lap Time Cancelled

These data/results cannot be reproduced, stored and/or transmitted in whole or in part by any manner of electronic, mechanical, photocopying, recording, broadcasting or otherwise now known or herein after developed without the previous express consent by the copyright owner, except for reproduction in daily press and regular printed publications on sale to the public within 60 days of the event related to those data/results and always provided that copyright symbol appears together as follows below.

© DORNA WSBK ORGANIZATION Srl 2022



Circuito Estoril 4.182 m

4 / 6

Estoril Round, 20-22 May 2022
Chronological Analysis Free Practice 2nd Session

6	6'44.171	26.575	24.371	32.663	8'07.780P		16:17'49.740	14	20.380	25.746	23.763	32.240	1'42.129C	268,7	16:40'28.402
7	20.224	25.693	23.582	32.185	1'41.684	267,3	16:19'31.424	15	20.399	25.660	23.722	32.373	1'42.154	272,0	16:42'10.556
8	20.091	25.639	23.993	32.459	1'42.182	269,3	16:21'13.606	16	20.292	25.725	23.745	32.289	1'42.051	272,0	16:43'52.607
9	20.095	26.524	23.741	40.383	1'50.743P	269,3	16:23'04.349	17	21.177	25.930	23.954	32.690	1'43.751	273,4	16:45'36.358
10	4'17.399	26.552	24.038	32.600	5'40.589P		16:28'44.938								
11	20.087	25.704	23.598	32.302	1'41.691	268,7	16:30'26.629								
12	20.211	25.805	23.718	32.265	1'41.999	270,7	16:32'08.628								
13	20.332	26.108	28.142	32.811	1'47.393	268,7	16:33'56.021								
14	20.331	26.367	24.398	32.937	1'44.033	272,7	16:35'40.054								
15	20.403	25.959	24.178	32.762	1'43.302	273,4	16:37'23.356								
16	20.323	25.901	24.165	33.496	1'43.885	267,3	16:39'07.241								
17	20.385	25.974	24.079	32.678	1'43.116	268,0	16:40'50.357								
18	20.438	28.329	24.532	36.628	1'49.927	269,3	16:42'40.284								
19	20.329	25.920	24.306	32.907	1'43.462	269,3	16:44'23.746								
20	20.635	26.466	24.275	32.551	1'43.927	271,4	16:46'07.673								

22°		13 L. OTTAVIANI (1'42.162)						
Lap	Seg.1	Seg.2	Seg.3	Seg.4	Lap Time	km/h	Local Time	
1		28.764	26.399	34.170			16:02'04.543	
2	20.659	26.222	24.348	32.662	1'43.891	281,3	16:03'48.434	
3	21.424	30.343	25.794	32.495	1'50.056	280,5	16:05'38.490	
4	20.427	28.538	24.748	32.642	1'46.355	276,9	16:07'24.845	
5	20.161	25.871	23.875	32.255	1'42.162	278,4	16:09'07.007	
6	20.606	26.304	24.438	44.968	1'56.316P	277,6	16:11'03.323	
7	5'26.186	28.056	24.638	32.710	6'51.590P		16:17'54.913	
8	20.320	25.988	23.708	32.186	1'42.202	271,4	16:19'37.115	
9	20.119	26.073	26.817	45.637	1'58.646P	272,0	16:21'35.761	
10	2'38.394	29.108	26.319	32.745	4'06.566P		16:25'42.327	
11	20.287	25.968	23.872	32.312	1'42.439	271,4	16:27'24.766	
12	20.330	25.939	23.908	32.359	1'42.536	273,4	16:29'07.302	
13	22.495	26.826	24.557	45.384	1'59.262P	264,1	16:31'06.564	
14	2'51.416	26.567	24.096	32.774	4'14.853P		16:35'21.417	
15	20.239	26.513	24.067	32.467	1'43.286	272,0	16:37'04.703	
16	20.155	26.069	23.934	34.464	1'44.622	272,0	16:38'49.325	
17	20.287	25.976	23.928	32.410	1'42.601	270,7	16:40'31.926	
18	20.384	25.898	24.042	32.539	1'42.863	274,8	16:42'14.789	
19	27.501	28.167	24.330	49.398	2'09.396P	267,3	16:44'24.185	

19°		71 T. EDWARDS (1'41.723)						
Lap	Seg.1	Seg.2	Seg.3	Seg.4	Lap Time	km/h	Local Time	
1		28.733	26.523	34.303			16:02'05.041	
2	20.793	26.430	24.531	32.866	1'44.620	279,1	16:03'49.661	
3	20.559	26.147	24.109	32.605	1'43.420	278,4	16:05'33.081	
4	25.595	26.953	24.296	33.402	1'50.246	277,6	16:07'23.327	
5	20.283	25.933	23.847	32.636	1'42.699	273,4	16:09'06.026	
6	20.154	25.723	23.873	32.554	1'42.304	273,4	16:10'48.330	
7	20.382	26.186	24.186	41.950	1'52.704P	274,1	16:12'41.034	
8	5'39.776	31.309	23.859	32.198	7'07.142P		16:19'48.176	
9	20.573	25.627	23.521	32.002	1'41.723	272,7	16:21'29.899	
10	20.097	25.771	23.873	32.216	1'41.957	274,8	16:23'11.856	

23°		32 D. BAYLISS (1'42.164)						
Lap	Seg.1	Seg.2	Seg.3	Seg.4	Lap Time	km/h	Local Time	
1		29.040	26.249	34.005			16:02'05.280	
2	20.928	26.431	24.553	32.902	1'44.814	281,3	16:03'50.094	
3	20.498	26.161	24.168	32.409	1'43.236	282,7	16:05'33.330	
4	20.323	25.937	24.103	32.630	1'42.993	281,3	16:07'16.323	
5	20.401	25.763	24.197	32.626	1'42.987	279,1	16:08'59.310	
6	20.226	25.965	24.211	32.635	1'43.037	279,8	16:10'42.347	
7	20.208	25.863	24.206	32.567	1'42.844	279,1	16:12'25.191	
8	20.491	25.935	24.245	32.609	1'43.280	274,8	16:14'08.471	
9	23.234	26.908	25.044	41.468	1'56.654P	273,4	16:16'05.125	
10	6'54.396	26.321	24.288	32.524	8'17.529P		16:24'22.654	
11	20.301	25.973	23.976	32.456	1'42.706C	275,5	16:26'05.360	
12	20.116	25.899	23.899	32.250	1'42.164	276,2	16:27'47.524	
13	20.094	25.736	23.966	32.445	1'42.241	278,4	16:29'29.765	
14	20.132	25.892	23.979	32.410	1'42.413	275,5	16:31'12.178	
15	20.163	25.950	24.024	32.195	1'42.332	276,2	16:32'54.510	
16	21.496	27.279	25.186	42.279	1'56.240P	277,6	16:34'50.750	
17	3'50.013	26.802	24.622	32.900	5'14.337P		16:40'05.087	
18	20.565	26.024	24.306	32.733	1'43.628	272,7	16:41'48.715	
19	20.421	25.859	24.067	32.514	1'42.861	275,5	16:43'31.576	
20	20.142	25.745	23.980	32.559	1'42.426	274,8	16:45'14.002	

20°		99 A. HUERTAS (1'41.763)						
Lap	Seg.1	Seg.2	Seg.3	Seg.4	Lap Time	km/h	Local Time	
1		28.279	25.265	32.660			16:02'01.099	
2	20.185	26.061	24.035	32.291	1'42.572	273,4	16:03'43.671	
3	20.184	25.994	23.870	42.611	1'52.659P	273,4	16:05'36.330	
4	5'46.656	26.012	23.914	32.234	7'08.816P		16:12'45.146	
5	20.282	25.809	23.791	32.154	1'42.036	268,7	16:14'27.182	
6	20.696	25.831	23.816	32.429	1'42.772	270,7	16:16'09.954	
7	20.212	25.814	23.884	32.374	1'42.284	271,4	16:17'52.238	
8	20.216	25.818	23.816	32.252	1'42.102	270,0	16:19'34.340	
9	24.979	27.409	26.314	48.470	2'07.172P	270,7	16:21'41.512	
10	12'13.624	26.558	24.205	32.733	13'37.120P		16:35'18.632	
11	20.292	25.957	23.936	32.335	1'42.520C	269,3	16:37'01.152	
12	20.353	25.902	23.952	32.246	1'42.453	271,4	16:38'43.605	
13	20.105	25.864	27.468	32.091	1'45.528C	276,2	16:40'29.133	
14	20.061	25.727	23.912	32.132	1'41.832	276,2	16:42'10.965	
15	20.146	25.821	23.864	31.932	1'41.763	276,9	16:43'52.728	
16	20.288	28.674	26.717	48.074	2'03.753P	278,4	16:45'56.481	

21°		17 K. SMITH (1'41.883)						
Lap	Seg.1	Seg.2	Seg.3	Seg.4	Lap Time	km/h	Local Time	
1		28.414	25.901	32.741			16:02'01.721	
2	20.680	25.937	23.991	32.247	1'42.855	271,4	16:03'44.576	
3	20.381	25.906	23.760	32.454	1'42.501	273,4	16:05'27.077	
4	20.115	25.748	23.771	32.391	1'42.025	272,0	16:07'09.102	
5	20.103	25.747	23.903	32.645	1'42.398	268,7	16:08'51.500	
6	20.266	25.713	23.974	47.628	1'57.581P	269,3	16:10'49.081	
7	9'00.281	26.946	25.046	33.098	10'25.371P		16:21'14.452	
8	20.311	26.094	23.750	32.510	1'42.665	272,7	16:22'57.117	
9	20.115	25.858	23.771	32.291	1'42.035	270,0	16:24'39.152	
10	20.263	25.683	23.683	32.254	1'41.883	271,4	16:26'21.035	
11	20.317	25.927	23.702	32.353	1'42.299	269,3	16:28'03.333	
12	20.807	25.902	23.713	48.457	1'58.879P	272,0	16:30'02.214	
13	7'20.004	26.866	24.240	32.950	8'44.060P		16:38'46.273	

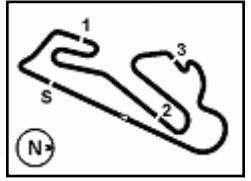
24°		24 L. TACCINI (1'42.172)						
Lap	Seg.1	Seg.2	Seg.3	Seg.4	Lap Time	km/h	Local Time	
1		28.196	25.647	33.703			16:02'03.211	
2	20.416	26.133	24.634	32.511	1'43.694	279,1	16:03'46.905	
3	20.138	25.894	23.945	32.341	1'42.318	277,6	16:05'29.223	
4	20.117	25.688	24.084	32.541	1'42.430	278,4	16:07'11.653	
5	20.509	26.953	24.701	32.398	1'44.561	274,1	16:08'56.214	
6	20.396	25.819	24.280	32.347	1'42.842	278,4	16:10'39.056	
7	20.242	25.934	23.976	32.602	1'42.754	277,6	16:12'21.810	
8	20.474	26.658	25.102	43.498	1'55.732P	271,4	16:14'17.542	
9	18'13.042	27.047	24.811	33.275	19'38.175P		16:33'55.717	
10	20.532	26.324	24.283	33.055	1'44.194	273,4	16:35'39.911	
11	20.324	25.958	40.875	33.749	2'00.906	272,7	16:37'40.817	

20/05/2022 P = Pits In/Out - C = Lap Time Cancelled

These data/results cannot be reproduced, stored and/or transmitted in whole or in part by any manner of electronic, mechanical, photocopying, recording, broadcasting or otherwise now known or herein after developed without the previous express consent by the copyright owner, except for reproduction in daily press and regular printed publications on sale to the public within 60 days of the event related to those data/results and always provided that copyright symbol appears together as follows below.

© DORNA WSBK ORGANIZATION Srl 2022





Circuito Estoril 4.182 m

Estoril Round, 20-22 May 2022 Chronological Analysis Free Practice 2nd Session

5 / 6

12	20.411	26.173	37.701	33.802	1'58.087	274,8	16:39'38.904
13	20.432	25.850	24.055	32.348	1'42.685	272,0	16:41'21.589
14	20.185	25.659	24.059	32.269	1'42.172	276,9	16:43'03.761
15	20.256	25.805	24.226	32.583	1'42.870	276,9	16:44'46.631
16	20.350	27.704	24.580	33.138	1'45.772	272,7	16:46'32.403

25° 21 B. CURRIE [1'42.295]							
Lap	Seg.1	Seg.2	Seg.3	Seg.4	Lap Time	km/h	Local Time
1		29.079	26.829	34.178			16:02'08.493
2	21.254	26.515	24.470	32.621	1'44.860	273,4	16:03'53.353
3	1'01.385	41.534	31.509	46.643	3'01.071P	276,9	16:06'54.424
4	11'26.939	31.318	25.193	33.109	12'56.559P		16:19'50.983
5	20.973	26.439	24.347	39.990	1'51.749P	271,4	16:21'42.732
6	2'17.459	28.148	25.510	39.755	3'50.872P		16:25'33.604
7	20.682	26.278	24.135	32.522	1'43.617C	276,2	16:27'17.221
8	20.594	26.219	24.294	32.488	1'43.595	272,7	16:29'00.816
9	20.330	26.079	24.044	32.481	1'42.934	274,8	16:30'43.750
10	20.402	26.137	23.943	32.365	1'42.847	273,4	16:32'26.597
11	20.232	27.510	27.065	38.628	1'53.435P	274,1	16:34'20.032
12	3'15.796	32.819	25.689	33.505	4'47.809P		16:39'07.841
13	20.624	26.022	24.060	32.406	1'43.112	264,1	16:40'50.953
14	20.222	25.944	24.116	32.121	1'42.403	272,7	16:42'33.356
15	20.240	25.852	24.001	32.202	1'42.295	272,7	16:44'15.651
16	24.471	29.698	30.594	37.922	2'02.685C	270,7	16:46'18.336

26° 54 B. SOFUOGLU [1'42.307]							
Lap	Seg.1	Seg.2	Seg.3	Seg.4	Lap Time	km/h	Local Time
1		27.483	25.233	33.304			16:02'12.774
2	20.594	26.234	24.356	32.476	1'43.660	279,1	16:03'56.434
3	20.192	25.953	24.152	32.486	1'42.783	278,4	16:05'39.217
4	20.421	26.662	24.666	32.681	1'44.430	277,6	16:07'23.647
5	20.331	26'31.851	25.555	33.346	27'51.083	277,6	16:35'14.730
6	20.331	26.175	24.219	32.305	1'43.030	274,1	16:36'57.760
7	20.348	28.068	24.549	32.786	1'45.751	273,4	16:38'43.511
8	20.461	25.896	24.003	32.263	1'42.623C	271,4	16:40'26.134
9	20.365	25.795	23.983	32.571	1'42.714	273,4	16:42'08.848
10	20.273	25.936	23.891	32.207	1'42.307	272,7	16:43'51.155
11	20.168	25.779	24.780	34.666	1'45.393	271,4	16:45'36.548

27° 12 F. FULIGNI [1'42.671]							
Lap	Seg.1	Seg.2	Seg.3	Seg.4	Lap Time	km/h	Local Time
1		27.486	24.917	34.581			16:02'13.383
2	20.598	26.258	24.195	32.835	1'43.886	275,5	16:03'57.269
3	20.324	26.257	24.003	32.736	1'43.320	278,4	16:05'40.589
4	20.367	26.083	24.136	32.735	1'43.321	275,5	16:07'23.910
5	20.388	25.975	24.109	32.549	1'43.021	278,4	16:09'06.931
6	20.400	25.988	23.926	32.702	1'43.016	277,6	16:10'49.947
7	20.701	26.959	24.727	44.890	1'57.277P	276,2	16:12'47.224
8	9'36.289	27.940	24.905	33.898	11'03.032P		16:23'50.256
9	20.499	26.089	23.899	32.557	1'43.044C	272,7	16:25'33.300
10	20.653	26.031	23.907	32.565	1'43.156	274,1	16:27'16.456
11	20.473	26.357	23.911	32.615	1'43.356	271,4	16:28'59.812
12	20.351	26.037	23.898	32.548	1'42.834	271,4	16:30'42.646
13	20.228	26.000	23.796	32.674	1'42.698	270,7	16:32'25.344
14	20.208	26.058	23.717	32.688	1'42.671	271,4	16:34'08.015
15	20.035	26.008	28.019	33.380	1'47.442	270,0	16:35'55.457
16	20.309	26.021	30.026	48.304	2'04.660P	270,7	16:38'00.117
17	43.708	27.183	24.425	32.979	2'08.295P		16:40'08.412
18	20.385	26.056	24.253	33.283	1'43.977	268,7	16:41'52.389
19	20.401	26.164	24.051	32.705	1'43.321	271,4	16:43'35.710
20	20.249	26.029	23.955	32.775	1'43.008	270,0	16:45'18.718

28° 73 M. KOFLER [1'42.687]								
Lap	Seg.1	Seg.2	Seg.3	Seg.4	Lap Time	km/h	Local Time	
1			28.947	26.429	33.981		16:02'05.708	
2	21.004	26.896	24.934	33.179	1'46.013	280,5	16:03'51.721	
3	20.502	26.507	24.522	32.800	1'44.331	279,1	16:05'36.052	
4	20.479	26.202	24.358	32.851	1'43.890	277,6	16:07'19.942	
5	20.472	26.164	24.225	32.923	1'43.784	276,2	16:09'03.726	
6	20.555	26.407	24.585	33.234	1'44.781	276,2	16:10'48.507	
7	23.240	26.493	24.582	33.999	1'48.314	283,5	16:12'36.821	
8	20.867	26.374	24.472	33.132	1'44.845	268,7	16:14'21.666	
9	20.491	25.980	24.149	32.574	1'43.194	275,5	16:16'04.860	
10	20.863	27.157	24.619	41.404	1'54.043P	275,5	16:17'58.903	
11	15'39.194	33.729	30.709	33.421	17'17.053P		16:35'15.956	
12	20.510	26.059	24.053	32.590	1'43.212	274,1	16:36'59.168	
13	20.342	26.213	24.219	34.246	1'45.020	274,8	16:38'44.188	
14			25.865	24.084	32.255	1'42.750C	275,5	16:40'26.938
15	20.266	26.039	23.981	32.401	1'42.687	276,9	16:42'09.625	
16	20.343	25.918	23.976	32.638	1'42.875	276,9	16:43'52.500	
17	20.371	26.012	24.205	32.985	1'43.573	274,1	16:45'36.073	

29° 22 F. FULIGNI [1'42.758]							
Lap	Seg.1	Seg.2	Seg.3	Seg.4	Lap Time	km/h	Local Time
1		27.944	26.712	33.972			16:02'28.164
2	21.092	27.219	24.526	33.293	1'46.130	268,0	16:04'14.294
3	20.737	26.360	24.432	33.094	1'44.623	268,0	16:05'58.917
4	20.453	26.280	24.227	36.717	1'47.677	268,0	16:07'46.594
5	20.266	26.142	24.103	32.927	1'43.438	273,4	16:09'30.032
6	20.446	26.248	24.256	32.998	1'43.948	267,3	16:11'13.980
7	20.478	26.292	24.237	42.962	1'53.969P	268,7	16:13'07.949
8	12'11.128	27.439	25.453	34.185	13'38.205P		16:26'46.154
9	20.665	26.368	24.238	32.849	1'44.120	268,0	16:28'30.274
10	20.396	26.152	24.242	32.719	1'43.509	268,0	16:30'13.783
11	20.364	26.090	24.069	32.645	1'43.168	270,0	16:31'56.951
12	20.426	26.310	24.259	32.652	1'43.647	270,7	16:33'40.598
13	21.815	27.358	25.857	34.396	1'49.426	269,3	16:35'30.024
14	20.382	26.073	24.132	32.615	1'43.202	272,0	16:37'13.226
15	20.305	26.040	24.028	32.455	1'42.828	272,7	16:38'56.054
16	22.112	27.997	25.727	34.315	1'50.151	271,4	16:40'46.205
17	20.316	26.029	24.095	32.318	1'42.758	277,6	16:42'28.963
18	21.664	26.444	24.836	35.265	1'48.209	272,7	16:44'17.172
19	20.399	26.033	24.103	32.537	1'43.072	268,7	16:46'00.244

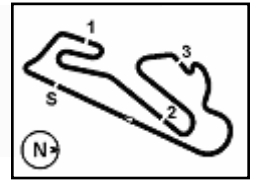
30° 36 S. KRÖEZE [1'43.296]							
Lap	Seg.1	Seg.2	Seg.3	Seg.4	Lap Time	km/h	Local Time
1			29.043	26.211	33.906		16:02'04.711
2	20.712	26.426	24.476	33.304	1'44.918	277,6	16:03'49.629
3	21.928	26.311	24.336	32.784	1'45.359	278,4	16:05'34.988
4	20.540	26.155	24.244	32.635	1'43.574	274,8	16:07'18.562
5	20.386	26.071	24.133	41.657	1'52.247P	273,4	16:09'10.809
6	11'56.792	27.327	24.531	33.008	13'21.658P		16:22'32.467
7	20.564	26.385	24.146	32.968	1'44.063	269,3	16:24'16.530
8	20.469	26.245	24.166	32.853	1'43.733C	270,7	16:26'00.263
9	20.627	26.849	24.127	32.819	1'44.422	269,3	16:27'44.685
10	26.684	26.718	24.729	41.606	1'59.737P	272,7	16:29'44.422
11	9'29.930	27.183	24.603	32.867	10'54.583P		16:40'39.005
12	20.571	26.029	24.116	32.739	1'43.455	270,7	16:42'22.460
13	20.542	26.042	24.144	32.783	1'43.511	270,0	16:44'05.971
14	20.507	25.953	24.062	32.774	1'43.296	270,0	16:45'49.267

31° 6 J. BUIS [1'43.390]							
Lap	Seg.1	Seg.2	Seg.3	Seg.4	Lap Time	km/h	Local Time
1		28.788	26.168	33.992			16:02'03.707
2	20.662	26.552	24.424	32.735	1'44.373	277,6	16:03'48.080

20/05/2022 P = Pits In/Out - C = Lap Time Cancelled

These data/results cannot be reproduced, stored and/or transmitted in whole or in part by any manner of electronic, mechanical, photocopying, recording, broadcasting or otherwise now known or herein after developed without the previous express consent by the copyright owner, except for reproduction in daily press and regular printed publications on sale to the public within 60 days of the event related to those data/results and always provided that copyright symbol appears together as follows below.

© DORNA WSBK ORGANIZATION Srl 2022



Estoril Round, 20-22 May 2022
Chronological Analysis Free Practice 2nd Session

3	20.506	25.955	24.471	32.656	1'43.588	277,6	16:05'31.668
4	20.260	26.080	24.171	32.879	1'43.390	277,6	16:07'15.058
5	20.446	26.185	24.167	32.889	1'43.687	274,8	16:08'58.745
6	20.502	26.307	24.589	32.801	1'44.199	274,1	16:10'42.944
7	20.308	26.137	24.175	32.814	1'43.434	277,6	16:12'26.378
8	20.465	26.155	24.056	32.786	1'43.462	272,7	16:14'09.840
9	21.089	27.095	24.325	33.236	1'45.745	272,0	16:15'55.585
10	20.626	26.569	24.487	45.599	1'57.281P	269,3	16:17'52.866
11	8'12.269	26.983	24.872	32.662	9'36.786P		16:27'29.652
12	20.401	26.160	24.108	32.859	1'43.528	273,4	16:29'13.180
13	20.724	26.137	23.973	32.842	1'43.676	272,7	16:30'56.856
14	20.449	26.127	24.992	33.051	1'44.619	272,0	16:32'41.475
15	20.521	26.164	24.034	32.970	1'43.689	272,0	16:34'25.164
16	20.438	27.347	24.938	42.729	1'55.452P	270,7	16:36'20.616
17	1'14.922	27.605	24.393	32.958	2'39.878P		16:39'00.494
18	20.419	26.131	24.161	32.817	1'43.528	272,7	16:40'44.022
19	20.491	31.300	30.183	33.668	1'55.642	276,2	16:42'39.664
20	20.530	26.114	24.251	32.836	1'43.731	270,7	16:44'23.395
21	20.789	26.080	24.138	32.986	1'43.993C	274,8	16:46'07.388

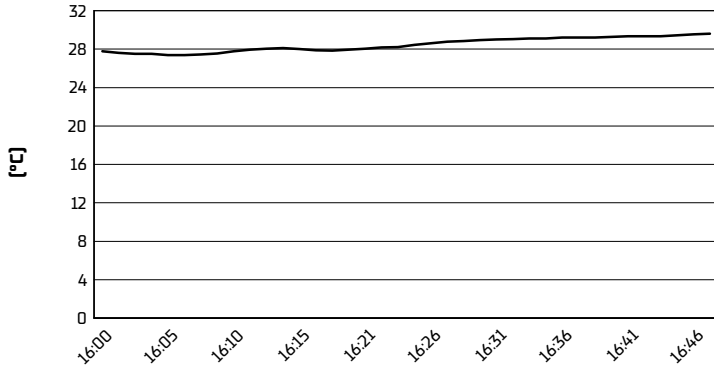
20/05/2022 P = Pits In/Out - C = Lap Time Cancelled

These data/results cannot be reproduced, stored and/or transmitted in whole or in part by any manner of electronic, mechanical, photocopying, recording, broadcasting or otherwise now known or herein after developed without the previous express consent by the copyright owner, except for reproduction in daily press and regular printed publications on sale to the public within 60 days of the event related to those data/results and always provided that copyright symbol appears together as follows below.

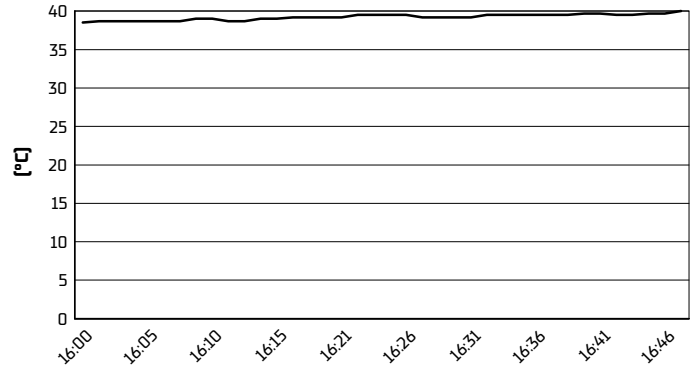
© DORNA WSBK ORGANIZATION Srl 2022

Estoril Round, 20-22 May 2022
Weather Report Free Practice 2nd Session
Session started 16:00 - Session ended 16:48

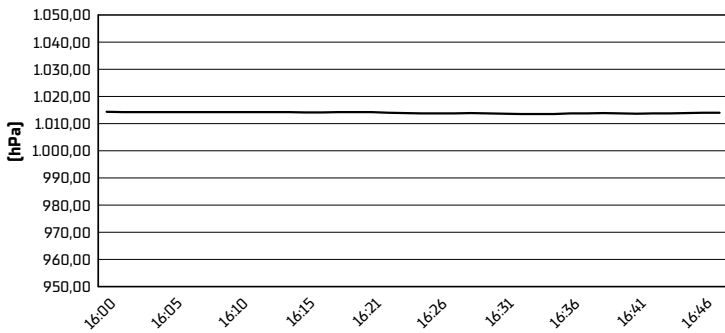
Air Temperature



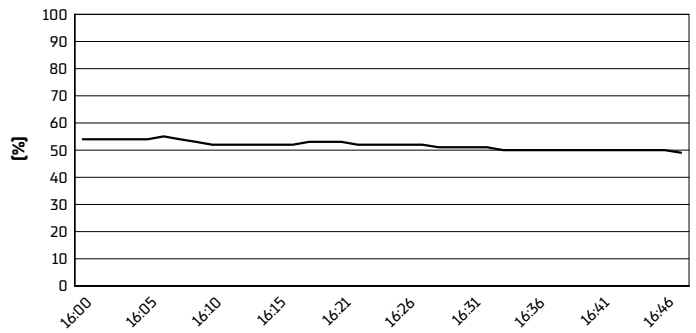
Track Temperature



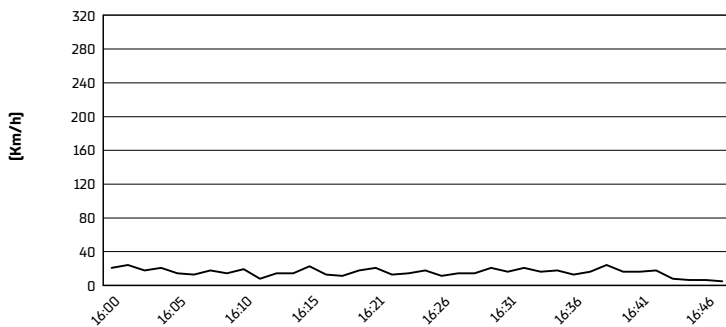
Air Pressure



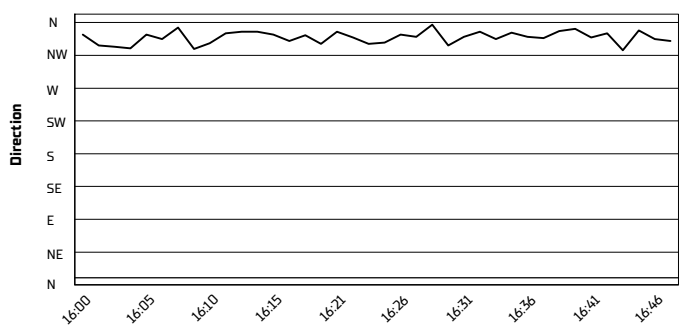
Humidity



Wind Speed



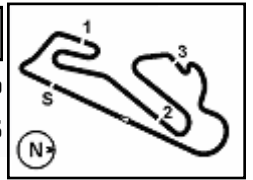
Wind Direction



20/05/2022

These data/results cannot be reproduced, stored and/or transmitted in whole or in part by any manner of electronic, mechanical, photocopying, recording, broadcasting or otherwise now known or herein after developed without the previous express consent by the copyright owner, except for reproduction in daily press and regular printed publications on sale to the public within 60 days of the event related to those data/results and always provided that copyright symbol appears together as follows below.

© DORNA WSBK ORGANIZATION Srl 2022

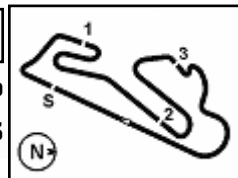

Estoril Round, 20-22 May 2022
Best Laps & Speeds

No.	Rider	Nat	Best Lap		FP1		FP2												
			LL	SPD	LL	SPD	LL	SPD											
1	77 D. AEGERTER Yamaha YZF R6	SUI	1'39.806 40 280,5		1'40.433 19 280,5		1'39.806 21 280,5												
2	7 L. BALDASSARRI Yamaha YZF R6	ITA	1'40.361 34 282,7		1'40.361 18 282,7		1'40.906 16 280,5												
3	16 J. CLUZEL Yamaha YZF R6	FRA	1'40.501 39 277,6		1'41.277 20 276,2		1'40.501 19 277,6												
4	94 A. VERDOIA Yamaha YZF R6	FRA	1'40.537 38 276,9		1'40.842 20 276,9		1'40.537 18 276,9												
5	28 G. VAN STRAALEN Yamaha YZF R6	NED	1'40.607 35 278,3		1'41.670 17 278,3		1'40.607 18 274,8												
6	64 F. CARICASULO Ducati Panigale V2	ITA	1'40.758 37 280,5		1'40.958 17 279,0		1'40.758 20 280,5												
7	11 N. BULEGA Ducati Panigale V2	ITA	1'40.905 42 282,7		1'41.635 21 282,7		1'40.905 21 281,2												
8	56 P. SEBESTYEN Yamaha YZF R6	HUN	1'40.928 33 283,4		1'41.965 18 280,5		1'40.928 15 283,4												
9	61 C. ONCU Kawasaki ZX-6R	TUR	1'40.963 34 281,2		1'40.963 16 280,5		1'41.061 18 281,2												
10	62 S. MANZI Triumph Street Triple RS	ITA	1'41.161 33 280,5		1'41.954 16 273,4		1'41.161 17 280,5												
11	55 Y. MONTELLA Kawasaki ZX-6R	ITA	1'41.167 37 284,2		1'41.201 16 281,2		1'41.167 21 284,2												
12	3 R. DE ROSA Ducati Panigale V2	ITA	1'41.246 34 276,2		1'42.034 16 273,4		1'41.246 18 276,2												
13	10 U. ORRADRE Yamaha YZF R6	ESP	1'41.310 33 277,6		1'41.589 17 275,5		1'41.310 16 277,6												
14	69 T. BOOTH-AMOS Kawasaki ZX-6R	GBR	1'41.357 26 281,9		1'42.398 13 275,5		1'41.357 13 281,9												
15	66 N. TUULI MV Agusta F3 800 RR	FIN	1'41.385 30 274,8		1'41.745 14 274,8		1'41.385 16 273,4												
16	38 H. SOOMER Triumph Street Triple RS	EST	1'41.429 38 279,0		1'41.663 19 278,3		1'41.429 19 279,0												
17	50 O. VOSTATEK Yamaha YZF R6	CZE	1'41.659 32 282,7		1'41.694 15 282,7		1'41.659 17 279,7												
18	25 M. BRENNER Yamaha YZF R6	SUI	1'41.684 34 276,9		1'42.254 15 276,9		1'41.684 19 273,4												
19	71 T. EDWARDS Yamaha YZF R6	AUS	1'41.723 28 282,7		1'42.619 19 282,7		1'41.723 9 279,0												
20	99 A. HUERTAS Kawasaki ZX-6R	ESP	1'41.763 33 282,7		1'41.784 18 282,7		1'41.763 15 278,3												
21	17 K. SMITH Yamaha YZF R6	GBR	1'41.883 23 274,1		1'42.241 7 274,1		1'41.883 16 273,4												
22	13 L. OTTAVIANI Yamaha YZF R6	ITA	1'42.162 39 281,2		1'42.958 21 280,5		1'42.162 18 281,2												
23	32 O. BAYLISS Ducati Panigale V2	AUS	1'42.164 39 282,7		1'43.144 20 279,0		1'42.164 19 282,7												
24	24 L. TACCINI Yamaha YZF R6	ITA	1'42.172 28 279,7		1'42.490 13 279,7		1'42.172 15 279,0												
25	21 B. CURRIE Kawasaki ZX-6R	AUS	1'42.295 32 276,9		1'42.952 17 276,2		1'42.295 15 276,9												

20/05/2022

These data/results cannot be reproduced, stored and/or transmitted in whole or in part by any manner of electronic, mechanical, photocopying, recording, broadcasting or otherwise now known or herein after developed without the previous express consent by the copyright owner, except for reproduction in daily press and regular printed publications on sale to the public within 60 days of the event related to those data/results and always provided that copyright symbol appears together as follows below.

© DORNA WSBK ORGANIZATION Srl 2022


Estoril Round, 20-22 May 2022
Best Laps & Speeds

2 / 2

No.	Rider Bike	Nat	Best Lap		FP1		FP2							
			LL	SPD	LL	SPD	LL	SPD						
26	54 B. SOFUOGLU MV Agusta F3 800 RR	TUR	1'42.307 23	279,0	1'43.252 13	278,3	1'42.307 10	279,0						
27	12 F. FULIGNI Ducati Panigale V2	ITA	1'42.671 31	278,3	1'42.996 12	276,2	1'42.671 19	278,3						
28	73 M. KOFLER Ducati Panigale V2	AUT	1'42.687 33	283,4	1'43.855 17	279,7	1'42.687 16	283,4						
29	22 F. FULIGNI Ducati Panigale V2	ITA	1'42.758 39	277,6	1'43.140 21	275,5	1'42.758 18	277,6						
30	36 S. KROEZE Yamaha YZF R6	NED	1'43.191 31	278,3	1'43.191 18	274,1	1'43.296 13	278,3						
31	6 J. BUIS Kawasaki ZX-6R	NED	1'43.390 38	277,6	1'44.175 18	277,6	1'43.390 20	277,6						
32	52 P. HOBELSBERGER Yamaha YZF R6	GER	1'45.774 9	275,5	1'45.774 9	275,5								

20/05/2022

These data/results cannot be reproduced, stored and/or transmitted in whole or in part by any manner of electronic, mechanical, photocopying, recording, broadcasting or otherwise now known or herein after developed without the previous express consent by the copyright owner, except for reproduction in daily press and regular printed publications on sale to the public within 60 days of the event related to those data/results and always provided that copyright symbol appears together as follows below.

© DORNA WSBK ORGANIZATION Srl 2022