

## Estoril Round, 20-22 May 2022

### Results Warm Up

1 / 2

No.	Rider	Nat	Team	Bike	Class	Time	Gap	Rel.	Laps	Speed	
										Avg	Max
1	17 K. SMITH	GBR	VFT Racing	Yamaha YZF R6		<b>1'53.506</b>			8	132,638	<b>259,6</b>
2	11 N. BULEGA	ITA	Aruba.it Racing WorldSSP Team	Ducati Panigale V2		<b>1'55.149</b>	1.643	1.643	7	130,745	<b>267,3</b>
3	64 F. CARICASULO	ITA	Althea Racing	Ducati Panigale V2		<b>1'55.297</b>	1.791	0.148	7	130,578	<b>264,1</b>
4	3 R. DE ROSA	ITA	Orelac Racing Verd'natura WorldSSP	Ducati Panigale V2		<b>1'55.416</b>	1.910	0.119	6	130,443	<b>259,0</b>
5	21 B. CURRIE	AUS	Motozoo Racing by Puccetti	Kawasaki ZX-6R		<b>1'55.435</b>	1.929	0.019	7	130,421	<b>265,4</b>
6	99 A. HUERTAS	ESP	MTM Kawasaki	Kawasaki ZX-6R		<b>1'55.783</b>	2.277	0.348	7	130,029	<b>264,1</b>
7	7 L. BALDASSARRI	ITA	Evan Bros.WorldSSP Yamaha Team	Yamaha YZF R6		<b>1'55.999</b>	2.493	0.216	5	129,787	<b>266,0</b>
8	25 M. BRENNER	SUI	VFT Racing	Yamaha YZF R6	*	<b>1'56.184</b>	2.678	0.185	7	129,581	<b>261,5</b>
9	61 C. ONCU	TUR	Kawasaki Puccetti Racing	Kawasaki ZX-6R		<b>1'56.242</b>	2.736	0.058	1	129,516	<b>264,7</b>
10	9 S. JESPERSEN	DEN	Kallio Racing	Yamaha YZF R6		<b>1'56.585</b>	3.079	0.343	6	129,135	<b>265,4</b>
11	77 D. AEGERTER	SUI	Ten Kate Racing Yamaha	Yamaha YZF R6		<b>1'56.676</b>	3.170	0.091	7	129,034	<b>269,3</b>
12	13 L. OTTAVIANI	ITA	Altogo Racing Team	Yamaha YZF R6		<b>1'56.875</b>	3.369	0.199	6	128,815	<b>260,9</b>
13	54 B. SOFUOGLU	TUR	MV Agusta Reparto Corse	MV Agusta F3 800 RR	*	<b>1'56.950</b>	3.444	0.075	7	128,732	<b>260,2</b>
14	16 J. CLUZEL	FRA	GMT94 Yamaha	Yamaha YZF R6		<b>1'56.962</b>	3.456	0.012	2	128,719	<b>260,9</b>
15	36 S. KROEZE	NED	Kallio Racing	Yamaha YZF R6	*	<b>1'57.389</b>	3.883	0.427	7	128,251	<b>265,4</b>
16	56 P. SEBESTYEN	HUN	Evan Bros.WorldSSP Yamaha Team	Yamaha YZF R6		<b>1'57.476</b>	3.970	0.087	7	128,156	<b>263,4</b>
17	38 H. SOOMER	EST	Dynavolt Triumph	Triumph Street Triple RS		<b>1'57.623</b>	4.117	0.147	6	127,995	<b>262,8</b>
18	10 U. ORRADRE	ESP	MS Racing Yamaha WorldSSP	Yamaha YZF R6		<b>1'57.767</b>	4.261	0.144	6	127,839	<b>263,4</b>
19	66 N. TUULI	FIN	MV Agusta Reparto Corse	MV Agusta F3 800 RR		<b>1'57.865</b>	4.359	0.098	2	127,733	<b>266,0</b>
20	73 M. KOFLER	AUT	CM Racing	Ducati Panigale V2		<b>1'58.193</b>	4.687	0.328	6	127,378	<b>262,8</b>
21	94 A. VERDOIA	FRA	GMT94 Yamaha	Yamaha YZF R6		<b>1'58.461</b>	4.955	0.268	2	127,090	<b>260,2</b>
22	55 Y. MONTELLA	ITA	Kawasaki Puccetti Racing	Kawasaki ZX-6R		<b>1'58.565</b>	5.059	0.104	6	126,978	<b>268,0</b>
23	12 F. FULIGNI	ITA	D34G Racing	Ducati Panigale V2	*	<b>1'58.584</b>	5.078	0.019	7	126,958	<b>262,8</b>
24	6 J. BUIS	NED	Motozoo Racing by Puccetti	Kawasaki ZX-6R	*	<b>1'58.662</b>	5.156	0.078	7	126,875	<b>264,7</b>
25	50 O. VOSTATEK	CZE	MS Racing Yamaha WorldSSP	Yamaha YZF R6		<b>1'58.844</b>	5.338	0.182	7	126,680	<b>262,1</b>
26	62 S. MANZI	ITA	Dynavolt Triumph	Triumph Street Triple RS		<b>1'59.507</b>	6.001	0.663	7	125,978	<b>265,4</b>
27	24 L. TACCINI	ITA	Ten Kate Racing Yamaha	Yamaha YZF R6		<b>2'02.924</b>	9.418	3.417	1	122,476	<b>262,1</b>
28	71 T. EDWARDS	AUS	Yart - Yamaha WorldSSP	Yamaha YZF R6		<b>2'03.018</b>	9.512	0.094	4	122,382	<b>260,9</b>
29	28 G. VAN STRAALLEN	NED	EAB Racing Team	Yamaha YZF R6					3		<b>260,2</b>
30	32 O. BAYLISS	AUS	BARNI Spark Racing Team	Ducati Panigale V2					2		<b>246,0</b>
31	22 F. FULIGNI	ITA	D34G Racing	Ducati Panigale V2	*				0		<b>255,9</b>

\* WorldSSP Challenge

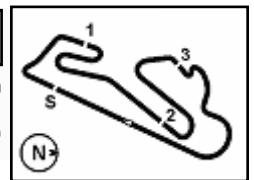
AIR	Humidity:	91%	Temp:	16°C
TRACK	Condition:	Wet	Temp:	20°C

Records	Pole	(SP)	2022	D.Aegerter	1'39.046	152,000	Km/h
	Race	(RC1)	2020	I.Vinales	1'40.053	150,470	Km/h
	All Times	(SP)	2022	D.Aegerter	1'39.046	152,000	Km/h

Start 22/05/2022 09:25 End 09:47 The results are provisional until the end of the time limit for protests and appeals and the completion of the technical checks.

These data/results cannot be reproduced, stored and/or transmitted in whole or in part by any manner of electronic, mechanical, photocopying, recording, broadcasting or otherwise now known or herein after developed without the previous express consent by the copyright owner, except for reproduction in daily press and regular printed publications on sale to the public within 60 days of the event related to those data/results and always provided that copyright symbol appears together as follows below.

© DORNA WSBK ORGANIZATION Srl 2022



**Estoril Round, 20-22 May 2022**  
**Results Warm Up**

**Session Highlights**

Local Time	No. Rider	Description
09.25.00		Start
09.25.11		WorldSSP Pit Intervention Time: 1min 21secs
09.29.40	<b>28 G. VAN STRAALEN</b>	Crashed - Turn 9
09.29.59	<b>32 O. BAYLISS</b>	Crashed - Turn 4
09.30.13	<b>61 C. ONCU</b>	Crashed - Turn 1
09.30.43	<b>32 O. BAYLISS</b>	Re-joined
09.31.00	<b>22 F. FULIGNI</b>	Crashed - Turn 12
09.31.29	<b>24 L. TACCINI</b>	Crashed - Turn 4
09.31.56	<b>16 J. CLUZEL</b>	Crashed - Turn 7
09.32.11	<b>94 A. VERDOIA</b>	Crashed - Turn 3
09.32.34	<b>16 J. CLUZEL</b>	Re-joined
09.34.08		RED FLAG
09.35.25	<b>66 N. TUULI</b>	Crashed - Turn 12
09.35.37	<b>66 N. TUULI</b>	Medical Centre
09.39.00		Session Restart
09.42.14		WorldSSP300 WUP Pit Lane Will Open at 9:55
09.44.44	<b>11 N. BULEGA</b>	Check Transponder
09.45.36	<b>7 L. BALDASSARRI</b>	Crashed - Turn 6
09.46.52	<b>50 O. VOSTATEK</b>	Lap Cancelled [2'03.712] - Yellow Flag - Turn 6
09.47.00	<b>56 P. SEBESTYEN</b>	Lap Cancelled [2'02.973] - Yellow Flag - Turn 6
09.47.10	<b>17 K. SMITH</b>	Lap Cancelled [1'55.587] - Yellow Flag - Turn 6
09.47.22	<b>28 G. VAN STRAALEN</b>	Lap Cancelled [2'00.471] - Yellow Flag - Turn 6
09.47.39		End Of Session

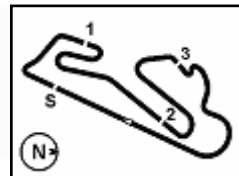
**Fastest Laps Sequence**

No.	Rider	Nat	Team	Bike	Local Time	Time	Gap	Avg
<b>17</b>	<b>K. SMITH</b>	GBR	VFT Racing	Yamaha YZF R6	09:29'08.390	<b>1'55.305</b>		130,568
<b>17</b>	<b>K. SMITH</b>	GBR	VFT Racing	Yamaha YZF R6	09:32'59.365	<b>1'54.840</b>	-0.465	131,097
<b>17</b>	<b>K. SMITH</b>	GBR	VFT Racing	Yamaha YZF R6	09:43'01.857	<b>1'54.400</b>	-0.440	131,601
<b>17</b>	<b>K. SMITH</b>	GBR	VFT Racing	Yamaha YZF R6	09:44'55.363	<b>1'53.506</b>	-0.894	132,638

22/05/2022 Start 09:25 End 09:47 The results are provisional until the end of the time limit for protests and appeals and the completion of the technical checks.

These data/results cannot be reproduced, stored and/or transmitted in whole or in part by any manner of electronic, mechanical, photocopying, recording, broadcasting or otherwise now known or herein after developed without the previous express consent by the copyright owner, except for reproduction in daily press and regular printed publications on sale to the public within 60 days of the event related to those data/results and always provided that copyright symbol appears together as follows below.

© DORNA WSBK ORGANIZATION Srl 2022



Circuito Estoril 4.182 m

## Estoril Round, 20-22 May 2022

Starting Grid - Race 2 (18 Laps x 4,182 km = 75,276 km)

1	1	<b>77</b> AEGERTER D. Yamaha 1'39.046	2	<b>11</b> BULEGA N. Ducati 1'39.884	3	<b>28</b> VAN STRAALEN G. Yamaha 1'39.952
2	4	<b>7</b> BALDASSARRI L. Yamaha 1'40.106	5	<b>16</b> CLUZEL J. Yamaha 1'40.171	6	<b>64</b> CARICASULO F. Ducati 1'40.247
3	7	<b>61</b> ONCU C. Kawasaki 1'40.453	8	<b>62</b> MANZI S. Triumph 1'40.517	9	<b>10</b> ORRADRE U. Yamaha 1'40.640
4	10	<b>55</b> MONTELLA Y. Kawasaki 1'40.694	11	<b>50</b> VOSTATEK O. Yamaha 1'40.779	12	<b>38</b> SOOMER H. Triumph 1'40.957
5	13	<b>56</b> SEBESTYEN P. Yamaha 1'40.967	14	<b>99</b> HUERTAS A. Kawasaki 1'41.074	15	<b>32</b> BAYLISS O. Ducati 1'41.132
6	16	<b>25</b> BRENNER M. Yamaha 1'41.137	17	<b>17</b> SMITH K. Yamaha 1'41.166	18	<b>71</b> EDWARDS T. Yamaha 1'41.350
7	19	<b>3</b> DE ROSA R. Ducati 1'41.455	20	<b>73</b> KOFLER M. Ducati 1'41.735	21	<b>13</b> OTTAVIANI L. Yamaha 1'41.745
8	22	<b>36</b> KROEZE S. Yamaha 1'41.839	23	<b>22</b> FULIGNI F. Ducati 1'41.860	24	<b>54</b> SOFUOGLU B. MV Agusta 1'41.875
9	25	<b>9</b> JESPERSEN S. Yamaha 1'41.910	26	<b>12</b> FULIGNI F. Ducati 1'41.994	27	<b>21</b> CURRIE B. Kawasaki 1'42.162
10	28	<b>6</b> BUIS J. Kawasaki 1'42.980				

N.66 (Tuuli N.) will not take part in the race. Declared unfit after WUP  
 N.94 (Verdoia A.) will not take part in the race. Declared unfit after WUP  
 N.24 (Taccini L.) will not take part in the race. Declared unfit after WUP

22/05/2022 The Race Director .....

These data/results cannot be reproduced, stored and/or transmitted in whole or in part by any manner of electronic, mechanical, photocopying, recording, broadcasting or otherwise now known or herein after developed without the previous express consent by the copyright owner, except for reproduction in daily press and regular printed publications on sale to the public within 60 days of the event related to those data/results and always provided that copyright symbol appears together as follows below. © DORNA WSBK ORGANIZATION Srl 2022

**Estoril Round, 20-22 May 2022**  
**Best Sectors & Speed Warm Up**

BEST LAP			
1	17	K. SMITH	Yamaha YZF R6 1'53.506
2	11	N. BULEGA	Ducati Panigale V2 1'55.149
3	64	F. CARICASULO	Ducati Panigale V2 1'55.297
4	3	R. DE ROSA	Ducati Panigale V2 1'55.416
5	21	B. CURRIE	Kawasaki ZX-6R 1'55.435
6	99	A. HUERTAS	Kawasaki ZX-6R 1'55.783
7	7	L. BALDASSARRI	Yamaha YZF R6 1'55.999
8	25	M. BRENNER	Yamaha YZF R6 1'56.184
9	61	C. ONCU	Kawasaki ZX-6R 1'56.242
10	9	S. JESPERSEN	Yamaha YZF R6 1'56.585
11	77	D. AEGERTER	Yamaha YZF R6 1'56.676
12	13	L. OTTAVIANI	Yamaha YZF R6 1'56.875
13	54	B. SOFUOGLU	MV Agusta F3 800 RR 1'56.950
14	16	J. CLUZEL	Yamaha YZF R6 1'56.962
15	36	S. KROEZE	Yamaha YZF R6 1'57.389
16	56	P. SEBESTYEN	Yamaha YZF R6 1'57.476
17	38	H. SOOMER	Triumph Street Triple RS 1'57.623
18	10	U. ORRADRE	Yamaha YZF R6 1'57.767
19	66	N. TUULI	MV Agusta F3 800 RR 1'57.865
20	73	M. KOFLER	Ducati Panigale V2 1'58.193
21	94	A. VERDOIA	Yamaha YZF R6 1'58.461
22	55	Y. MONTELLA	Kawasaki ZX-6R 1'58.565
23	12	F. FULIGNI	Ducati Panigale V2 1'58.584
24	6	J. BUIS	Kawasaki ZX-6R 1'58.662
25	50	D. VOSTATEK	Yamaha YZF R6 1'58.844
26	62	S. MANZI	Triumph Street Triple RS 1'59.507
27	24	L. TACCINI	Yamaha YZF R6 2'02.924
28	71	T. EDWARDS	Yamaha YZF R6 2'03.018
29	22	F. FULIGNI	Ducati Panigale V2
30	28	G. VAN STRAALEN	Yamaha YZF R6
31	32	D. BAYLISS	Ducati Panigale V2

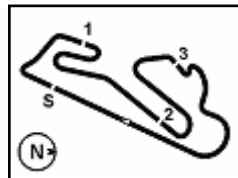
SPEED			
1	77	D. AEGERTER	Yamaha YZF R6 269,3
2	55	Y. MONTELLA	Kawasaki ZX-6R 268,0
3	11	N. BULEGA	Ducati Panigale V2 267,3
4	66	N. TUULI	MV Agusta F3 800 RR 266,0
5	7	L. BALDASSARRI	Yamaha YZF R6 266,0
6	62	S. MANZI	Triumph Street Triple RS 265,4
7	9	S. JESPERSEN	Yamaha YZF R6 265,4
8	21	B. CURRIE	Kawasaki ZX-6R 265,4
9	36	S. KROEZE	Yamaha YZF R6 265,4
10	61	C. ONCU	Kawasaki ZX-6R 264,7
11	6	J. BUIS	Kawasaki ZX-6R 264,7
12	99	A. HUERTAS	Kawasaki ZX-6R 264,1
13	64	F. CARICASULO	Ducati Panigale V2 264,1
14	10	U. ORRADRE	Yamaha YZF R6 263,4
15	56	P. SEBESTYEN	Yamaha YZF R6 263,4
16	12	F. FULIGNI	Ducati Panigale V2 262,8
17	73	M. KOFLER	Ducati Panigale V2 262,8
18	38	H. SOOMER	Triumph Street Triple RS 262,8
19	24	L. TACCINI	Yamaha YZF R6 262,1
20	50	D. VOSTATEK	Yamaha YZF R6 262,1
21	25	M. BRENNER	Yamaha YZF R6 261,5
22	13	L. OTTAVIANI	Yamaha YZF R6 260,9
23	71	T. EDWARDS	Yamaha YZF R6 260,9
24	16	J. CLUZEL	Yamaha YZF R6 260,9
25	94	A. VERDOIA	Yamaha YZF R6 260,2
26	54	B. SOFUOGLU	MV Agusta F3 800 RR 260,2
27	28	G. VAN STRAALEN	Yamaha YZF R6 260,2
28	17	K. SMITH	Yamaha YZF R6 259,6
29	3	R. DE ROSA	Ducati Panigale V2 259,0
30	22	F. FULIGNI	Ducati Panigale V2 255,9
31	32	D. BAYLISS	Ducati Panigale V2 246,0

SEG. 1				SEG. 2				SEG. 3				SEG. 4			
1	17	K. SMITH	22.484	1	17	K. SMITH	28.205	1	17	K. SMITH	26.960	1	17	K. SMITH	35.738
2	9	S. JESPERSEN	22.694	2	7	L. BALDASSARRI	28.498	2	21	B. CURRIE	27.157	2	21	B. CURRIE	36.004
3	7	L. BALDASSARRI	22.706	3	3	R. DE ROSA	28.704	3	3	R. DE ROSA	27.203	3	11	N. BULEGA	36.068
4	11	N. BULEGA	22.751	4	64	F. CARICASULO	28.776	4	64	F. CARICASULO	27.294	4	61	C. ONCU	36.218
5	54	B. SOFUOGLU	22.753	5	25	M. BRENNER	28.823	5	7	L. BALDASSARRI	27.295	5	64	F. CARICASULO	36.288
6	3	R. DE ROSA	22.791	6	28	G. VAN STRAALEN	28.856	6	11	N. BULEGA	27.391	6	13	L. OTTAVIANI	36.396
7	77	D. AEGERTER	22.805	7	21	B. CURRIE	28.899	7	99	A. HUERTAS	27.394	7	7	L. BALDASSARRI	36.430
8	99	A. HUERTAS	22.816	8	99	A. HUERTAS	28.919	8	77	D. AEGERTER	27.451	8	9	S. JESPERSEN	36.518
9	21	B. CURRIE	22.844	9	61	C. ONCU	29.026	9	16	J. CLUZEL	27.465	9	25	M. BRENNER	36.556
10	64	F. CARICASULO	22.881	10	10	U. ORRADRE	29.059	10	9	S. JESPERSEN	27.479	10	55	Y. MONTELLA	36.627
11	12	F. FULIGNI	22.913	11	11	N. BULEGA	29.077	11	10	U. ORRADRE	27.504	11	54	B. SOFUOGLU	36.650
12	73	M. KOFLER	23.035	12	16	J. CLUZEL	29.081	12	61	C. ONCU	27.509	12	99	A. HUERTAS	36.654
13	13	L. OTTAVIANI	23.036	13	56	P. SEBESTYEN	29.143	13	28	G. VAN STRAALEN	27.517	13	3	R. DE ROSA	36.691
14	38	H. SOOMER	23.076	14	77	D. AEGERTER	29.145	14	25	M. BRENNER	27.527	14	77	D. AEGERTER	36.910
15	25	M. BRENNER	23.110	15	13	L. OTTAVIANI	29.171	15	13	L. OTTAVIANI	27.576	15	38	H. SOOMER	36.971
16	28	G. VAN STRAALEN	23.165	16	9	S. JESPERSEN	29.228	16	54	B. SOFUOGLU	27.628	16	16	J. CLUZEL	37.005
17	56	P. SEBESTYEN	23.185	17	66	N. TUULI	29.271	17	36	S. KROEZE	27.702	17	36	S. KROEZE	37.009
18	66	N. TUULI	23.192	18	38	H. SOOMER	29.299	18	38	H. SOOMER	27.782	18	6	J. BUIS	37.083
19	36	S. KROEZE	23.237	19	36	S. KROEZE	29.388	19	56	P. SEBESTYEN	27.854	19	56	P. SEBESTYEN	37.101
20	50	D. VOSTATEK	23.240	20	54	B. SOFUOGLU	29.445	20	66	N. TUULI	27.925	20	66	N. TUULI	37.118
21	55	Y. MONTELLA	23.294	21	50	D. VOSTATEK	29.499	21	73	M. KOFLER	27.926	21	94	A. VERDOIA	37.167
22	24	L. TACCINI	23.311	22	62	S. MANZI	29.580	22	12	F. FULIGNI	28.019	22	73	M. KOFLER	37.308
23	10	U. ORRADRE	23.336	23	94	A. VERDOIA	29.652	23	94	A. VERDOIA	28.129	23	12	F. FULIGNI	37.319
24	16	J. CLUZEL	23.411	24	12	F. FULIGNI	29.672	24	55	Y. MONTELLA	28.248	24	62	S. MANZI	37.408
25	6	J. BUIS	23.427	25	6	J. BUIS	29.681	25	6	J. BUIS	28.270	25	50	D. VOSTATEK	37.412
26	61	C. ONCU	23.489	26	73	M. KOFLER	29.924	26	50	D. VOSTATEK	28.285	26	28	G. VAN STRAALEN	37.534
27	94	A. VERDOIA	23.513	27	55	Y. MONTELLA	29.971	27	62	S. MANZI	28.342	27	10	U. ORRADRE	37.656
28	62	S. MANZI	23.643	28	22	F. FULIGNI	30.039	28	22	F. FULIGNI	28.379	28	24	L. TACCINI	38.103
29	71	T. EDWARDS	24.118	29	71	T. EDWARDS	30.849	29	71	T. EDWARDS	29.277	29	32	D. BAYLISS	38.491
30	22	F. FULIGNI	24.345	30	24	L. TACCINI	31.255	30	24	L. TACCINI	29.668	30	71	T. EDWARDS	38.774
31	32	D. BAYLISS	24.774	31	32	D. BAYLISS	32.153	31	32	D. BAYLISS	30.159	31	22	F. FULIGNI	39.574

22/05/2022

These data/results cannot be reproduced, stored and/or transmitted in whole or in part by any manner of electronic, mechanical, photocopying, recording, broadcasting or otherwise now known or herein after developed without the previous express consent by the copyright owner, except for reproduction in daily press and regular printed publications on sale to the public within 60 days of the event related to those data/results and always provided that copyright symbol appears together as follows below.

© DORNA WSBK ORGANIZATION Srl 2022



Circuito Estoril 4.182 m

**Estoril Round, 20-22 May 2022**
**Ideal Times Warm Up**

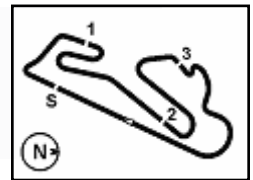
No. Rider	Nat	Bike	Seg. 1 Diff. 1	Seg. 2 Diff. 2	Seg. 3 Diff. 3	Seg. 4 Diff. 4	Ideal Time Best Lap	Pos.	Diff.	
1 17 K. SMITH	GBR	Yamaha YZF R6	<b>22.484</b>	<b>28.205</b>	<b>26.960</b>	<b>35.738</b> +0.119	<b>1'53.387</b> 1'53.506	1	0.119	
2 21 B. CURRIE	AUS	Kawasaki ZX-6R	22.844 +0.531	28.899	27.157	36.004	<b>1'54.904</b> 1'55.435	5	0.531	
3 7 L. BALDASSARRI	ITA	Yamaha YZF R6	22.706 +0.054	28.498 +0.252	27.295 +0.078	36.430 +0.686	<b>1'54.929</b> 1'55.999	7	1.070	
4 64 F. CARICASULO	ITA	Ducati Panigale V2	22.881 +0.058	28.776	27.294	36.288	<b>1'55.239</b> 1'55.297	3	0.058	
5 3 R. DE ROSA	ITA	Ducati Panigale V2	22.791	28.704	27.203	36.691 +0.027	<b>1'55.389</b> 1'55.416	4	0.027	
6 99 A. HUERTAS	ESP	Kawasaki ZX-6R	22.816	28.919	27.394	36.654	<b>1'55.783</b> 1'55.783	6		
7 9 S. JESPERSEN	DEN	Yamaha YZF R6	22.694	29.228 +0.384	27.479 +0.282	36.518	<b>1'55.919</b> 1'56.585	10	0.666	
8 25 M. BRENNER	SUI	Yamaha YZF R6	23.110 +0.031	28.823 +0.137	27.527	36.556	<b>1'56.016</b> 1'56.184	8	0.168	
9 13 L. OTTAVIANI	ITA	Yamaha YZF R6	23.036 +0.326	29.171 +0.330	27.576 +0.040	36.396	<b>1'56.179</b> 1'56.875	12	0.696	
10 61 C. ONCU	TUR	Kawasaki ZX-6R	23.489	29.026	27.509	36.218	<b>1'56.242</b> 1'56.242	9		
11 77 D. AEGERTER	SUI	Yamaha YZF R6	22.805 +0.083	29.145 +0.282	27.451	36.910	<b>1'56.311</b> 1'56.676	11	0.365	
12 54 B. SOFUOGLU	TUR	MV Agusta F3 800 RR	22.753 +0.367	29.445 +0.107	27.628	36.650	<b>1'56.476</b> 1'56.950	13	0.474	
13 16 J. CLUZEL	FRA	Yamaha YZF R6	23.411	29.081	27.465	37.005	<b>1'56.962</b> 1'56.962	14		
14 38 H. SOOMER	EST	Triumph Street Triple RS	23.076	29.299	27.782 +0.078	36.971 +0.417	<b>1'57.128</b> 1'57.623	17	0.495	
15 56 P. SEBESTYEN	HUN	Yamaha YZF R6	23.185 +0.070	29.143 +0.123	27.854	37.101	<b>1'57.283</b> 1'57.476	16	0.193	
16 36 S. KROEZE	NED	Yamaha YZF R6	23.237	29.388	27.702 +0.053	37.009	<b>1'57.336</b> 1'57.389	15	0.053	
17 66 N. TUULI	FIN	MV Agusta F3 800 RR	23.192 +0.331	29.271	27.925 +0.028	37.118	<b>1'57.506</b> 1'57.865	19	0.359	
18 10 U. ORRADRE	ESP	Yamaha YZF R6	23.336	29.059	27.504 +0.135	37.656 +0.077	<b>1'57.555</b> 1'57.767	18	0.212	
19 12 F. FULIGNI	ITA	Ducati Panigale V2	22.913 +0.637	29.672	28.019 +0.024	37.319	<b>1'57.923</b> 1'58.584	23	0.661	
20 55 Y. MONTELLA	ITA	Kawasaki ZX-6R	23.294 +0.363	29.971 +0.062	28.248	36.627	<b>1'58.140</b> 1'58.565	22	0.425	
21 73 M. KOFLER	AUT	Ducati Panigale V2	23.035	29.924	27.926	37.308	<b>1'58.193</b> 1'58.193	20		
22 50 D. VOSTATEK	CZE	Yamaha YZF R6	23.240	29.499	28.285 +0.306	37.412 +0.102	<b>1'58.436</b> 1'58.844	25	0.408	
23 94 A. VERDOIA	FRA	Yamaha YZF R6	23.513	29.652	28.129	37.167	<b>1'58.461</b> 1'58.461	21		
24 6 J. BUIS	NED	Kawasaki ZX-6R	23.427 +0.201	29.681	28.270	37.083	<b>1'58.461</b> 1'58.662	24	0.201	
25 62 S. MANZI	ITA	Triumph Street Triple RS	23.643 +0.362	29.580	28.342 +0.046	37.408 +0.126	<b>1'58.973</b> 1'59.507	26	0.534	
26 24 L. TACCINI	ITA	Yamaha YZF R6	23.311 +0.587	31.255	29.668	38.103	<b>2'02.337</b> 2'02.924	27	0.587	
27 71 T. EDWARDS	AUS	Yamaha YZF R6	24.118	30.849	29.277	38.774	<b>2'03.018</b> 2'03.018	28		
11 N. BULEGA	ITA	Ducati Panigale V2	One or more sectors missing					1'55.149		
22 F. FULIGNI	ITA	Ducati Panigale V2								
28 G. VAN STRAALLEN	NED	Yamaha YZF R6								
32 D. BAYLISS	AUS	Ducati Panigale V2								
<b>Overall Ideal Time</b>			<b>22.484</b>	<b>28.205</b>	<b>26.960</b>	<b>35.738</b>	<b>1'53.387</b>			

22/05/2022

These data/results cannot be reproduced, stored and/or transmitted in whole or in part by any manner of electronic, mechanical, photocopying, recording, broadcasting or otherwise now known or herein after developed without the previous express consent by the copyright owner, except for reproduction in daily press and regular printed publications on sale to the public within 60 days of the event related to those data/results and always provided that copyright symbol appears together as follows below.

© DORNA WSBK ORGANIZATION Srl 2022

**FIGR PERUGIA TIMING**

**Estoril Round, 20-22 May 2022**  
**Chronological Analysis Warm Up**

1° 17 K. SMITH [1'53.506]							
Lap	Seg1	Seg2	Seg3	Seg4	Lap Time	km/h	Local Time
1		31.397	29.005	37.023			9:27'13.085
2	23.554	28.736	27.227	35.788	1'55.305	252,9	9:29'08.390
3	22.611	29.198	27.767	36.559	1'56.135	258,4	9:31'04.525
4	22.968	28.799	27.335	<b>35.738</b>	1'54.840	257,8	9:32'59.365
5	22.590	28.377	26.740	55.273	2'12.980CP	<b>259,6</b>	9:35'12.345
6	4'21.007	29.129	28.027	36.949	5'55.112P		9:41'07.457
7	22.985	28.553	27.076	35.786	1'54.400	259,0	9:43'01.857
8	<b>22.484</b>	<b>28.205</b>	<b>26.960</b>	35.857	<b>1'53.506</b>	258,4	9:44'55.363
9	22.865	28.591	28.251	35.880	1'55.587C	257,8	9:46'50.950

6	3'59.568	29.806	27.791	37.090	5'34.255P		9:41'36.636
7	22.883	29.123	27.502	36.760	1'56.268	260,9	9:43'32.904
8	<b>22.816</b>	<b>28.919</b>	<b>27.394</b>	<b>36.654</b>	<b>1'55.783</b>	260,9	9:45'28.687

2° 11 N. BULEGA [1'55.149]							
Lap	Seg1	Seg2	Seg3	Seg4	Lap Time	km/h	Local Time
1		32.175	30.316	39.076			9:27'30.850
2	24.194	29.923	28.549	37.212	1'59.878	243,2	9:29'30.728
3	23.032	29.134	27.561	36.682	1'56.409	263,4	9:31'27.137
4	22.963	<b>29.077</b>	<b>27.391</b>	<b>36.068</b>	1'55.499	264,7	9:33'22.636
5	<b>22.751</b>	29.236	32.219	51.132	2'15.338CP	266,7	9:35'37.974
6	4'32.174	30.943	28.118	37.686	6'08.921P		9:41'46.895
7	23.354	29.416	27.440	37.396	1'57.606	<b>267,3</b>	9:43'44.501
8					<b>1'55.149</b>		9:45'39.650

7° 7 L. BALDASSARRI [1'55.999]							
Lap	Seg1	Seg2	Seg3	Seg4	Lap Time	km/h	Local Time
1		30.685	28.843	37.501			9:28'00.346
2	23.227	29.676	27.494	36.600	1'56.997	262,8	9:29'57.343
3	22.853	29.776	27.666	<b>36.430</b>	1'56.725	263,4	9:31'54.068
4	23.434	30.113	<b>27.295</b>	48.895	2'09.737P	<b>266,0</b>	9:34'03.805
5	6'56.575	29.837	28.606	37.304	8'32.322P		9:42'36.127
6	22.760	28.750	27.373	37.116	<b>1'55.999</b>	264,1	9:44'32.126

3° 64 F. CARICASULO [1'55.297]							
Lap	Seg1	Seg2	Seg3	Seg4	Lap Time	km/h	Local Time
1		33.565	30.110	38.497			9:27'26.339
2	24.046	30.222	28.408	37.367	2'00.043	252,3	9:29'26.382
3	23.258	29.614	28.022	36.902	1'57.796	255,9	9:31'24.178
4	22.901	29.321	27.712	36.916	1'56.850	260,9	9:33'21.028
5	<b>22.881</b>	29.652	34.389	57.568	2'24.490CP	262,1	9:35'45.518
6	4'25.400	30.584	28.038	37.941	6'01.963P		9:41'47.481
7	23.147	29.241	27.515	37.311	1'57.214	262,8	9:43'44.695
8	22.939	<b>28.776</b>	<b>27.294</b>	<b>36.288</b>	<b>1'55.297</b>	<b>264,1</b>	9:45'39.992

8° 25 M. BRENNER [1'56.184]							
Lap	Seg1	Seg2	Seg3	Seg4	Lap Time	km/h	Local Time
1		31.509	29.098	38.090			9:27'15.059
2	24.052	29.406	27.789	36.920	1'58.167	255,3	9:29'13.226
3	23.385	29.621	27.563	36.971	1'57.540	258,4	9:31'10.766
4	23.141	28.960	<b>27.527</b>	<b>36.556</b>	<b>1'56.184</b>	259,0	9:33'06.950
5	<b>23.110</b>	28.845	29.308	54.662	2'15.925CP	<b>261,5</b>	9:35'22.875
6	4'30.670	29.438	28.175	37.155	6'05.438P		9:41'28.313
7	23.145	<b>28.823</b>	27.871	36.751	1'56.590	259,6	9:43'24.903
8	23.513	29.267	27.928	36.816	1'57.524	259,6	9:45'22.427

4° 3 R. DE ROSA [1'55.416]							
Lap	Seg1	Seg2	Seg3	Seg4	Lap Time	km/h	Local Time
1		33.882	29.807	39.270			9:28'20.518
2	24.486	29.677	28.051	37.390	1'59.604	241,1	9:30'20.122
3	23.072	29.150	27.585	<b>36.691</b>	1'56.498	257,1	9:32'16.620
4	22.968	28.919	27.324	52.850	2'12.061CP	<b>259,0</b>	9:34'28.681
5	6'00.543	30.249	28.265	37.599	7'36.656P		9:42'05.337
6	23.083	29.003	27.371	36.723	1'56.180	257,8	9:44'01.517
7	<b>22.791</b>	<b>28.704</b>	<b>27.203</b>	36.718	<b>1'55.416</b>	<b>259,0</b>	9:45'56.933

9° 61 C. ONCU [1'56.242]							
Lap	Seg1	Seg2	Seg3	Seg4	Lap Time	km/h	Local Time
1		31.620	29.114	37.716			9:27'59.376
2	<b>23.489</b>	<b>29.026</b>	<b>27.509</b>	<b>36.218</b>	<b>1'56.242</b>	264,1	9:29'55.618

5° 21 B. CURRIE [1'55.435]							
Lap	Seg1	Seg2	Seg3	Seg4	Lap Time	km/h	Local Time
1		34.897	31.422	39.561			9:27'31.682
2	24.441	30.910	28.758	37.171	2'01.280	244,3	9:29'32.962
3	23.272	29.599	27.999	36.785	1'57.655	262,8	9:31'30.617
4	23.062	29.275	27.766	36.983	1'57.086	262,8	9:33'27.703
5	22.869	29.123	31.207	55.020	2'18.219CP	<b>265,4</b>	9:35'45.922
6	3'46.171	30.261	28.376	36.768	5'21.576P		9:41'07.498
7	23.375	<b>28.899</b>	<b>27.157</b>	<b>36.004</b>	<b>1'55.435</b>	263,4	9:43'02.933
8	<b>22.844</b>	29.065	27.454	36.257	1'55.620	262,1	9:44'58.553

10° 9 S. JESPERSEN [1'56.585]							
Lap	Seg1	Seg2	Seg3	Seg4	Lap Time	km/h	Local Time
1		31.808	28.800	37.948			9:28'01.366
2	23.218	29.538	27.594	36.825	1'57.175	263,4	9:29'58.541
3	<b>22.694</b>	29.612	27.761	<b>36.518</b>	<b>1'56.585</b>	264,7	9:31'55.126
4	22.924	30.134	27.522	57.238	2'17.818CP	<b>265,4</b>	9:34'12.944
5	5'29.652	30.636	28.471	38.378	7'07.137P		9:41'20.081
6	23.575	29.917	27.929	37.248	1'58.669	262,8	9:43'18.750
7	23.029	<b>29.228</b>	<b>27.479</b>	36.985	1'56.721	262,8	9:45'15.471

6° 99 A. HUERTAS [1'55.783]							
Lap	Seg1	Seg2	Seg3	Seg4	Lap Time	km/h	Local Time
1		32.110	29.861	39.918			9:27'41.029
2	24.144	30.096	28.394	37.596	2'00.230	250,6	9:29'41.259
3	23.122	29.462	27.983	37.266	1'57.833	262,1	9:31'39.092
4	23.890	29.145	27.650	37.016	1'57.701	262,1	9:33'36.793
5	22.961	33.843	32.497	56.287	2'25.588CP	<b>264,1</b>	9:36'02.381

11° 77 D. AEGERTER [1'56.676]							
Lap	Seg1	Seg2	Seg3	Seg4	Lap Time	km/h	Local Time
1		32.081	30.083	39.503			9:27'45.862
2	23.253	30.058	27.964	37.145	1'58.420	266,0	9:29'44.282
3	23.003	29.246	27.504	37.138	1'56.891	264,7	9:31'41.173
4	22.888	29.427	<b>27.451</b>	<b>36.910</b>	<b>1'56.676</b>	266,7	9:33'37.849
5	23.068	32.391	32.645	48.288	2'16.392CP	<b>269,3</b>	9:35'54.241
6	4'15.061	30.882	28.465	39.407	5'53.815P		9:41'48.056
7	23.398	29.396	27.572	37.128	1'57.494	259,6	9:43'45.550
8	<b>22.805</b>	<b>29.145</b>	27.479	37.395	1'56.824	267,3	9:45'42.374

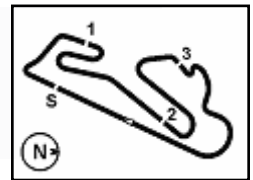
22/05/2022 P = Pits In/Out - C = Lap Time Cancelled

12° 13 L. OTTAVIANI [1'56.875]							
Lap	Seg1	Seg2	Seg3	Seg4	Lap Time	km/h	Local Time
1		34.301	31.419	52.398			9:27'41.522
2	1'43.689	33.486	29.156	37.800	3'24.131P		9:31'05.653
3	23.593	29.645	27.917	36.870	1'58.025	255,3	9:33'03.678
4	<b>23.036</b>	<b>29.171</b>	27.500	1'03.149	2'22.856CP	259,6	9:35'26.534
5	4'05.082	30.364	27.950	37.458	5'40.854P		9:41'07.388
6	23.362	29.501	27.616	<b>36.396</b>	<b>1'56.875</b>	258,4	9:43'04.263
7	23.209	29.442	<b>27.576</b>	37.038	1'57.265	<b>260,9</b>	9:45'01.528

These data/results cannot be reproduced, stored and/or transmitted in whole or in part by any manner of electronic, mechanical, photocopying, recording, broadcasting or otherwise now known or herein after developed without the previous express consent by the copyright owner, except for reproduction in daily press and regular printed publications on sale to the public within 60 days of the event related to those data/results and always provided that copyright symbol appears together as follows below.

© DORNA WSBK ORGANIZATION Srl 2022





**Estoril Round, 20-22 May 2022**  
**Chronological Analysis Warm Up**

13° 54 B. SOFUOGLU [1'56.950]							
Lap	Seg.1	Seg.2	Seg.3	Seg.4	Lap Time	km/h	Local Time
1		32.840	31.302	40.979			9:27'36.517
2	24.193	30.848	29.016	38.237	2'02.294	257,8	9:29'38.811
3	23.401	29.965	28.408	37.239	1'59.013		9:31'37.824
4	23.120	29.552	<b>27.628</b>	<b>36.650</b>	<b>1'56.950</b>		9:33'34.774
5	22.761	32.693	39.168	1'04.380	2'39.002CP		9:36'13.776
6	4'23.258	31.027	29.024	37.943	6'01.252P		9:42'15.028
7	23.030	<b>29.445</b>	27.664	37.183	1'57.322	<b>260,2</b>	9:44'12.350
8	<b>22.753</b>	29.686	28.240	37.764	1'58.443		9:46'10.793

14° 16 J. CLUZEL [1'56.962]							
Lap	Seg.1	Seg.2	Seg.3	Seg.4	Lap Time	km/h	Local Time
1		31.318	29.167	37.751			9:28'35.365
2	<b>23.411</b>	<b>29.081</b>	<b>27.465</b>	<b>37.005</b>	<b>1'56.962</b>	257,8	9:30'32.327
3	23.413	29.264	1'17.284	50.926	3'00.887P	<b>260,9</b>	9:33'33.214

15° 36 S. KRZEZE [1'57.389]							
Lap	Seg.1	Seg.2	Seg.3	Seg.4	Lap Time	km/h	Local Time
1		33.191	30.578	40.478			9:27'41.231
2	24.256	30.241	28.246	37.721	2'00.464	242,2	9:29'41.695
3	23.722	29.576	<b>27.702</b>	37.126	1'58.126	264,7	9:31'39.821
4	23.335	29.551	27.885	37.181	1'57.952	260,2	9:33'37.773
5	23.334	32.760	32.492	51.215	2'19.801CP	264,1	9:35'57.574
6	3'40.339	29.946	28.032	37.553	5'15.870P		9:41'13.444
7	23.881	30.203	27.970	37.425	1'59.479	<b>265,4</b>	9:43'12.923
8	<b>23.237</b>	<b>29.388</b>	27.755	<b>37.009</b>	<b>1'57.389</b>	262,8	9:45'10.312

16° 56 P. SEBASTYEN [1'57.476]							
Lap	Seg.1	Seg.2	Seg.3	Seg.4	Lap Time	km/h	Local Time
1		33.448	31.017	39.974			9:27'30.383
2	24.050	30.268	29.462	37.688	2'01.468	256,5	9:29'31.851
3	23.565	29.480	28.171	37.118	1'58.334	261,5	9:31'30.185
4	23.255	29.266	<b>27.854</b>	<b>37.101</b>	<b>1'57.476</b>	260,9	9:33'27.661
5	23.520	29.502	32.082	53.689	2'18.793CP	<b>263,4</b>	9:35'46.454
6	5'17.672	29.231	28.014	37.267	6'52.184P		9:42'38.638
7	<b>23.185</b>	<b>29.143</b>	28.013	37.420	1'57.761	261,5	9:44'36.399
8	23.427	29.705	31.380	38.461	2'02.973C	262,8	9:46'39.372

17° 38 H. SOOMER [1'57.623]							
Lap	Seg.1	Seg.2	Seg.3	Seg.4	Lap Time	km/h	Local Time
1		32.095	29.656	38.770			9:27'53.915
2	24.186	30.682	28.894	38.123	2'01.885	258,4	9:29'55.800
3	23.875	30.590	28.553	<b>36.971</b>	1'59.989	257,8	9:31'55.789
4	23.370	30.417	28.090	47.679	2'09.556P	<b>262,8</b>	9:34'05.345
5	5'59.486	30.725	28.470	37.383	7'36.064P		9:41'41.409
6	23.552	29.411	<b>27.782</b>	37.419	1'58.164	259,0	9:43'39.573
7	<b>23.076</b>	<b>29.299</b>	27.860	37.388	<b>1'57.623</b>	257,8	9:45'37.196

18° 10 U. ORRADRE [1'57.767]							
Lap	Seg.1	Seg.2	Seg.3	Seg.4	Lap Time	km/h	Local Time
1		33.530	31.399	53.786			9:28'03.004
2	2'19.154	30.528	28.559	37.922	3'56.163P		9:31'59.167
3	23.404	29.481	27.862	<b>37.656</b>	1'58.403	260,9	9:33'57.570
4	24.953	34.885	33.368	56.378	2'29.584CP	<b>263,4</b>	9:36'27.154
5	3'40.509	31.122	29.001	38.668	5'19.300P		9:41'46.454
6	23.508	29.211	<b>27.504</b>	38.000	1'58.223	261,5	9:43'44.677
7	<b>23.336</b>	<b>29.059</b>	27.639	37.733	<b>1'57.767</b>	262,1	9:45'42.444

19° 66 N. TUULI [1'57.865]							
Lap	Seg.1	Seg.2	Seg.3	Seg.4	Lap Time	km/h	Local Time
1							
2							
3							
4							
5							
6							
7							

1		32.710	30.072	39.221			9:27'46.724
2	24.076	29.910	28.426	37.598	2'00.010	259,0	9:29'46.734
3	23.523	<b>29.271</b>	27.953	<b>37.118</b>	<b>1'57.865</b>	264,1	9:31'44.599

20° 73 M. KOFLER [1'58.193]							
Lap	Seg.1	Seg.2	Seg.3	Seg.4	Lap Time	km/h	Local Time
1		36.540	30.727	39.836			9:28'39.159
2	24.624	31.209	29.275	38.653	2'03.761	258,4	9:30'42.920
3	23.979	30.795	28.743	37.642	2'01.159	260,9	9:32'44.079
4	23.338	29.932	28.064	54.380	2'15.714CP	262,1	9:34'59.793
5	4'34.335	31.293	29.209	38.151	6'12.988P		9:41'12.781
6	23.431	30.039	28.316	37.372	1'59.158	261,5	9:43'11.939
7	<b>23.035</b>	<b>29.924</b>	<b>27.926</b>	<b>37.308</b>	<b>1'58.193</b>	<b>262,8</b>	9:45'10.132

21° 94 A. VERDOIA [1'58.461]							
Lap	Seg.1	Seg.2	Seg.3	Seg.4	Lap Time	km/h	Local Time
1		34.573	31.774	40.277			9:27'30.678
2	24.899	30.214	28.648	37.853	2'01.614	241,1	9:29'32.292
3	<b>23.513</b>	<b>29.652</b>	<b>28.129</b>	<b>37.167</b>	<b>1'58.461</b>	259,6	9:31'30.753

22° 55 Y. MONTELLA [1'58.565]							
Lap	Seg.1	Seg.2	Seg.3	Seg.4	Lap Time	km/h	Local Time
1		34.876	31.676	40.350			9:27'31.972
2	24.999	30.848	29.216	37.676	2'02.739	257,8	9:29'34.711
3	27.050	<b>29.971</b>	28.644	36.822	2'02.487	<b>268,0</b>	9:31'37.198
4	23.657	30.033	<b>28.248</b>	<b>36.627</b>	<b>1'58.565</b>	266,0	9:33'35.763
5	<b>23.294</b>	32.665	33.346	51.547	2'20.852CP	267,3	9:35'56.615
6	4'43.781	31.628	29.494	37.729	6'22.632P		9:42'19.247
7	23.912	32.456	37.390	1'15.188	2'48.946P	262,1	9:45'08.193

23° 12 F. FULIGNI [1'58.584]							
Lap	Seg.1	Seg.2	Seg.3	Seg.4	Lap Time	km/h	Local Time
1		34.390	31.737	40.581			9:27'42.308
2	25.072	31.564	28.983	37.905	2'03.524	244,9	9:29'45.832
3	23.550	<b>29.672</b>	28.043	<b>37.319</b>	<b>1'58.584</b>	259,0	9:31'44.416
4	22.937	30.098	<b>28.019</b>	38.589	1'59.643	<b>262,8</b>	9:33'44.059
5	22.952	35.194	33.421	55.078	2'26.645CP	260,9	9:36'10.704
6	4'28.861	33.266	29.955	38.847	6'10.929P		9:42'21.633
7	23.452	30.546	28.345	37.972	2'00.315	259,0	9:44'21.948
8	<b>22.913</b>	29.679	28.858	37.766	1'59.216	259,0	9:46'21.164

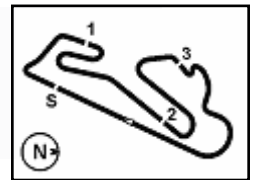
24° 6 J. BUIS [1'58.662]							
Lap	Seg.1	Seg.2	Seg.3	Seg.4	Lap Time	km/h	Local Time
1		34.299	31.383	40.388			9:27'30.549
2	25.389	31.109	29.747	37.915	2'04.160	241,6	9:29'34.709
3	23.769	30.561	29.167	37.944	2'01.441	262,8	9:31'36.150
4	24.099	30.349	28.972	37.567	2'00.987	259,6	9:33'37.137
5	<b>23.427</b>	32.470	32.456	52.101	2'20.454CP	259,0	9:35'57.591
6	3'36.269	31.353	29.856	38.333	5'15.811P		9:41'13.402
7	23.762	30.098	28.815	37.581	2'00.256	<b>264,7</b>	9:43'13.658
8	23.628	<b>29.681</b>	<b>28.270</b>	<b>37.083</b>	<b>1'58.662</b>	260,9	9:45'12.320

25° 50 O. VOSTATEK [1'58.844]							
Lap	Seg.1	Seg.2	Seg.3	Seg.4	Lap Time	km/h	Local Time
1		33.514	30.748	40.627			9:27'50.022
2	24.059	29.910	28.418	37.624	2'00.011	260,9	9:29'50.033
3	<b>23.240</b>	<b>29.499</b>	28.591	37.514	<b>1'58.844</b>	<b>262,1</b>	9:31'48.877
4	23.664	29.985	28.605	37.574	1'59.828	260,2	9:33'48.705
5	28.740	36.854	35.654	55.383	2'36.631CP	259,0	9:36'25.336
6	4'31.620	31.373	29.961	38.671	6'11.625P		9:42'36.961
7	23.822	29.509	<b>28.285</b>	<b>37.412</b>	1'59.028	259,0	9:44'35.989

22/05/2022 P = Pits In/Out - C = Lap Time Cancelled

These data/results cannot be reproduced, stored and/or transmitted in whole or in part by any manner of electronic, mechanical, photocopying, recording, broadcasting or otherwise now known or herein after developed without the previous express consent by the copyright owner, except for reproduction in daily press and regular printed publications on sale to the public within 60 days of the event related to those data/results and always provided that copyright symbol appears together as follows below.

© DORNA WSBK ORGANIZATION Srl 2022



**Estoril Round, 20-22 May 2022**  
**Chronological Analysis Warm Up**

8 23.401 29.658 30.830 39.823 2'03.712C 261,5 9:46'39.701

26° 62 S. MANZI [1'59.507]							
Lap	Seg.1	Seg.2	Seg.3	Seg.4	Lap Time	km/h	Local Time
1		32.880	30.508	39.434			9:27'45.623
2	24.183	30.563	28.633	37.609	2'00.988	259,6	9:29'46.611
3	29.164	30.527	<b>28.342</b>	<b>37.408</b>	2'05.441	<b>265,4</b>	9:31'52.052
4	25.178	32.999	28.504	38.172	2'04.853	255,9	9:33'56.905
5	25.191	34.630	33.524	54.219	2'27.564CP	259,0	9:36'24.469
6	3'17.024	31.089	28.653	38.271	4'55.037P		9:41'19.506
7	<b>23.643</b>	31.374	28.928	37.588	2'01.533	263,4	9:43'21.039
8	24.005	<b>29.580</b>	28.388	37.534	<b>1'59.507</b>	255,3	9:45'20.546

27° 24 L. TACCINI [2'02.924]							
Lap	Seg.1	Seg.2	Seg.3	Seg.4	Lap Time	km/h	Local Time
1		33.669	30.144	38.586			9:28'24.031
2	23.898	<b>31.255</b>	<b>29.668</b>	<b>38.103</b>	<b>2'02.924</b>	<b>262,1</b>	9:30'26.955

28° 71 T. EDWARDS [2'03.018]							
Lap	Seg.1	Seg.2	Seg.3	Seg.4	Lap Time	km/h	Local Time
1		38.481	41.488	58.108			9:27'58.571
2	6'15.091	39.418	38.277	58.196	8'30.982CP		9:36'29.553
3	3'05.978	33.520	31.363	40.374	4'51.235P		9:41'20.788
4	25.375	31.690	30.186	39.198	2'06.449	244,9	9:43'27.237
5	<b>24.118</b>	<b>30.849</b>	<b>29.277</b>	<b>38.774</b>	<b>2'03.018</b>	<b>260,9</b>	9:45'30.255

29° 28 G. VAN STRAALLEN							
Lap	Seg.1	Seg.2	Seg.3	Seg.4	Lap Time	km/h	Local Time
1		30.712	28.521	<b>37.534</b>			9:28'04.808
2	<b>23.165</b>	<b>28.856</b>	<b>27.517</b>	1'23.084	2'42.622P	<b>260,2</b>	9:30'47.430
3	12'25.685	31.207	29.282	38.988	14'05.162P		9:44'52.592
4	24.071	29.831	28.882	37.687	2'00.471C	255,3	9:46'53.063

30° 22 F. FULIGNI							
Lap	Seg.1	Seg.2	Seg.3	Seg.4	Lap Time	km/h	Local Time
1		32.285	29.522	<b>39.574</b>			9:28'23.443

31° 32 D. BAYLISS							
Lap	Seg.1	Seg.2	Seg.3	Seg.4	Lap Time	km/h	Local Time
1		<b>32.153</b>	<b>30.159</b>	<b>38.491</b>			9:28'59.736
2	<b>24.774</b>	1'29.953	36.193	54.636	3'25.556P	<b>246,0</b>	9:32'25.292
3	12'49.714	35.781	30.989	39.300	14'35.784P		9:47'01.076

22/05/2022

P = Pits In/Out - C = Lap Time Cancelled

These data/results cannot be reproduced, stored and/or transmitted in whole or in part by any manner of electronic, mechanical, photocopying, recording, broadcasting or otherwise now known or herein after developed without the previous express consent by the copyright owner, except for reproduction in daily press and regular printed publications on sale to the public within 60 days of the event related to those data/results and always provided that copyright symbol appears together as follows below.

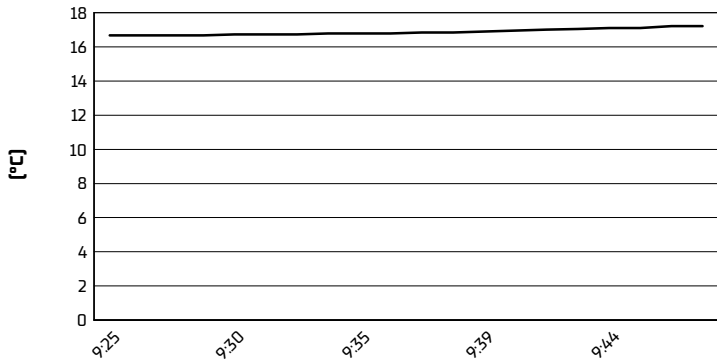
© DORNA WSBK ORGANIZATION Srl 2022



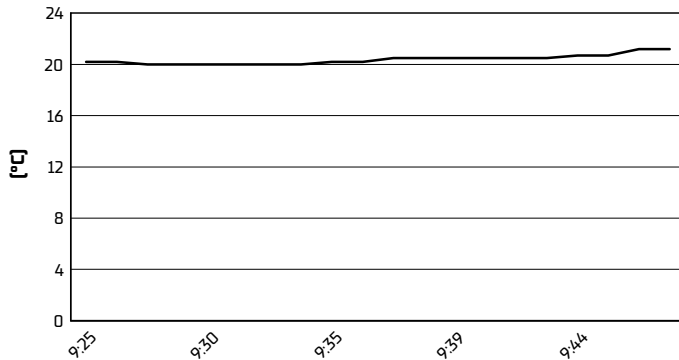
**Estoril Round, 20-22 May 2022**  
**Weather Report Warm Up**

Session started 09:25 - Session ended 9:47

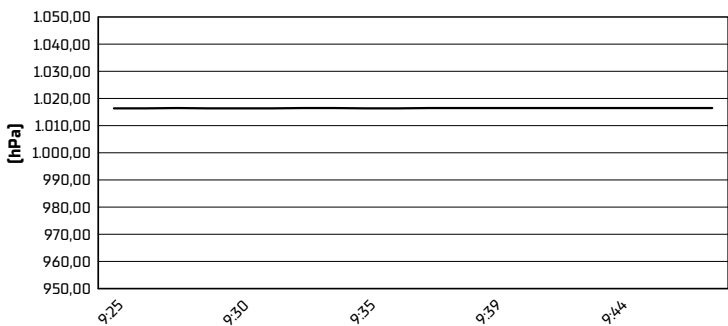
**Air Temperature**



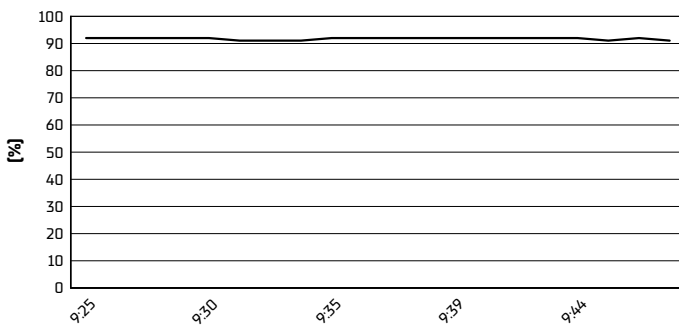
**Track Temperature**



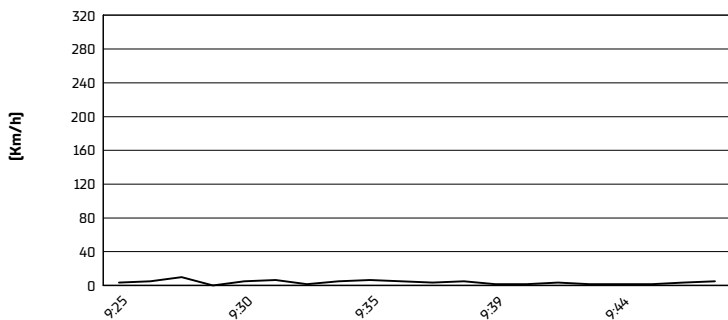
**Air Pressure**



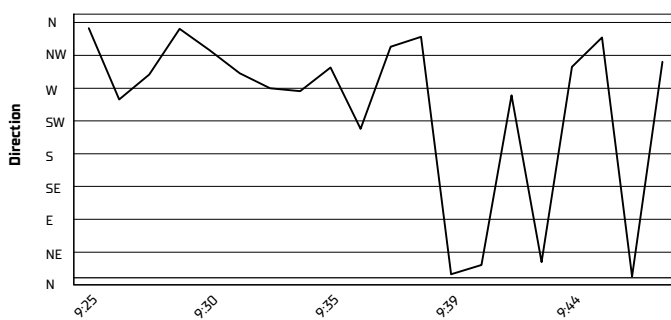
**Humidity**



**Wind Speed**



**Wind Direction**



22/05/2022

These data/results cannot be reproduced, stored and/or transmitted in whole or in part by any manner of electronic, mechanical, photocopying, recording, broadcasting or otherwise now known or herein after developed without the previous express consent by the copyright owner, except for reproduction in daily press and regular printed publications on sale to the public within 60 days of the event related to those data/results and always provided that copyright symbol appears together as follows below.

© DORNA WSBK ORGANIZATION Srl 2022