

Estoril Round, 20-22 May 2022
Results Race 1

Laps 12 = 50,184 Km - Time of Race 22'26.987 - Avg. 134,123 km/h

Pos	Grid	No. Rider	Nat	Team	Bike	LL	Gap	Rel.	Fastest Lap	Speed		
1	2	41 M. GARCIA	ESP	Yamaha MS Racing	Yamaha YZF-R3	12			1'51.075	208,9	1'50.994	200,7
2	3	46 S. DI SORA	FRA	Leader Team Flembbo	Kawasaki Ninja 400	12	0.041	0.041	1'50.569	208,1	1'51.109	208,1
3	1	61 Y. OKAYA	JPN	MTM Kawasaki	Kawasaki Ninja 400	12	1.418	1.377	1'51.113	212,2	1'50.476	206,5
4	6	72 V. STEEMAN	NED	MTM Kawasaki	Kawasaki Ninja 400	12	2.951	1.533	1'51.275	208,1	1'51.334	206,5
5	12	8 B. IERACI	ITA	Prodina Racing WorldSSP300	Kawasaki Ninja 400	12	2.985	0.034	1'51.236	214,3	1'51.719	210,5
6	9	27 A. DIAZ	ESP	Arco Motor University Team	Yamaha YZF-R3	12	2.991	0.006	1'51.273	208,1	1'51.442	207,3
7	23	28 L. LEHMANN	GER	Freudenberg KTM - Paligo Racing	KTM RC 390 R	12	3.294	0.303	1'51.366	211,8	1'52.431	204,5
8	7	91 M. VANNUCCI	ITA	AG Motorsport Italia Yamaha	Yamaha YZF-R3	12	3.302	0.008	1'51.591	211,8	1'51.436	197,8
9	21	77 R. BIJMAN	NED	MTM Kawasaki	Kawasaki Ninja 400	12	3.821	0.519	1'50.944	214,3	1'52.375	210,9
10	25	60 D. GEIGER	GER	Fusport-RT Motorsports by SKM-Kawasaki	Kawasaki Ninja 400	12	3.860	0.039	1'51.215	213,4	1'52.562	201,5
11	10	14 A. MILLAN	ESP	SMW Racing	Kawasaki Ninja 400	12	3.872	0.012	1'51.353	209,7	1'51.463	209,3
12	4	85 K. SABATUCCI	ITA	Kawasaki GP Project	Kawasaki Ninja 400	12	4.264	0.392	1'50.978	211,8	1'51.204	209,7
13	8	59 A. ZANCA	ITA	Kawasaki GP Project	Kawasaki Ninja 400	12	4.371	0.107	1'51.555	208,1	1'51.437	210,5
14	18	93 M. GAGGI	ITA	Vinales Racing Team	Yamaha YZF-R3	12	4.498	0.127	1'51.029	213,0	1'52.167	208,5
15	16	16 D. BORGES	POR	Rame Moto Racing	Kawasaki Ninja 400	12	5.155	0.657	1'51.301	207,7	1'51.963	198,5
16	15	47 F. SEABRIGHT	GBR	Vinales Racing Team	Yamaha YZF-R3	12	5.200	0.045	1'51.024	211,8	1'51.814	197,4
17	24	88 D. MOGEDA	ESP	Team#109 Kawasaki	Kawasaki Ninja 400	12	7.727	2.527	1'51.491	208,1	1'52.506	203,8
18	29	39 E. VALENTIM GARCIA	BRA	AD78 Team Brasil by MS Racing	Yamaha YZF-R3	12	7.739	0.012	1'51.716	210,5	1'53.173	196,0
19	17	23 S. MARKARIAN	FRA	Leader Team Flembbo	Kawasaki Ninja 400	12	7.761	0.022	1'51.423	213,4	1'52.167	202,6
20	32	12 H. MAIER	BRA	AD78 Team Brasil by MS Racing	Yamaha YZF-R3	12	7.822	0.061	1'51.148	212,6		
21	20	2 I. GARCIA ABELLA	ESP	Yamaha MS Racing	Yamaha YZF-R3	12	8.079	0.257	1'51.509	208,9	1'52.303	201,1
22	11	80 G. MASTROLUCA	ITA	ProGP Racing	Yamaha YZF-R3	12	8.103	0.024	1'51.911	211,8	1'51.646	204,5
23	19	69 T. ALBERTO	PHI	Fusport-RT Motorsports by SKM-Kawasaki	Kawasaki Ninja 400	12	16.373	8.270	1'51.932	207,7	1'52.223	202,2
24	30	81 I. PERISTERAS	GRE	ProGP Racing	Yamaha YZF-R3	12	16.428	0.055	1'52.108	208,1	1'53.228	198,9
25	13	26 M. GENNAI	ITA	Team BrCorse	Yamaha YZF-R3	12	20.038	3.610	1'51.519	193,9	1'51.744	193,5
26	26	53 P. SVOBODA	CZE	Accolade Smrz Racing	Kawasaki Ninja 400	12	20.297	0.259	1'51.813	205,7	1'52.633	208,1
27	14	64 H. DE CANCELLIS	FRA	Prodina Racing WorldSSP300	Kawasaki Ninja 400	12	28.919	8.622	1'52.405	196,4	1'51.744	211,4
28	31	18 I. OFFER	GBR	Team BrCorse	Yamaha YZF-R3	12	46.678	17.759	1'55.020	190,5	1'55.378	192,9
29	22	35 Y. SAIZ MARQUEZ	ESP	Accolade Smrz Racing	Kawasaki Ninja 400	12	52.740	6.062	1'52.990	189,8	1'52.409	203,0
Not Classified												
RET	28	43 H. KHOURI	AUS	Team#109 Kawasaki	Kawasaki Ninja 400	10	2 Laps		1'52.061	207,7	1'52.949	196,7
RET	5	58 I. IGLESIAS	ESP	SMW Racing	Kawasaki Ninja 400	4	8 Laps		1'51.915	200,7	1'51.259	213,0
RET	27	79 T. ALONSO	POR	Quaresma Racing Team	Kawasaki Ninja 400	0				151,0	1'52.897	204,2

AIR	Humidity:	82%	Temp:	18°C
TRACK	Condition:	Dry	Temp:	28°C

Records	Pole [SP]	2022	Y.Okaya	1'50.476	136,28 Km/h
	Race [RC1]	2020	K.Meuffels	1'50.496	136,25 Km/h
	All Times [SP]	2022	Y.Okaya	1'50.476	136,28 Km/h
Race Fastest Lap	Lap 5		S.Di Sora	1'50.569	136,16 Km/h

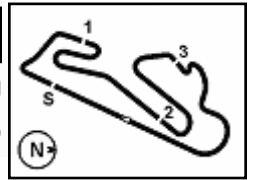
LAP LEADERS				
No. Rider	From	To	Laps	Total
58 I. IGLESIAS	1	1	1	1
41 M. GARCIA	2	7	6	
46 S. DI SORA	8	9	2	
41 M. GARCIA	10	10	1	
46 S. DI SORA	11	11	1	3
41 M. GARCIA	12	12	1	8

TOTAL LEADER LAPS			
No. Rider	Laps		
41 M. GARCIA	20	26 M. GENNAI	1
46 S. DI SORA	16	80 G. MASTROLUCA	1
72 V. STEEMAN	10		
27 A. DIAZ	9		
8 B. IERACI	2		
58 I. IGLESIAS	2		
64 H. DE CANCELLIS	2		
23 S. MARKARIAN	1		

Start 12:41 End 13:09 The results are provisional until the end of the time limit for protests and appeals and the completion of the technical checks.

21/05/2022
These data/results cannot be reproduced, stored and/or transmitted in whole or in part by any manner of electronic, mechanical, photocopying, recording, broadcasting or otherwise now known or herein after developed without the previous express consent by the copyright owner, except for reproduction in daily press and regular printed publications on sale to the public within 60 days of the event related to those data/results and always provided that copyright symbol appears together as follows below.

© DORNA WSBK ORGANIZATION Srl 2022



Estoril Round, 20-22 May 2022
Results Race 1

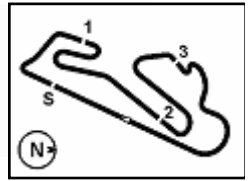
Race Highlights

Time	No. Rider	Description
12.38.11		Warm-up Lap Start
12.41.24		Start
12.41.57	79 T. ALONSO	Crashed - Turn 1
12.41.57	35 Y. SAIZ MARQUEZ	Crashed - Turn 1
12.42.10	64 H. DE CANCELLIS	Crashed - Turn 3
12.42.16	64 H. DE CANCELLIS	Re-joined
12.42.22	35 Y. SAIZ MARQUEZ	Re-joined
12.42.33	79 T. ALONSO	Not Actively Competing
12.43.06	60 D. GEIGER	Long Lap Penalty
12.43.17	77 R. BIJMAN	Double Long Lap Penalty
12.43.42		No Jump Start
12.46.08	77 R. BIJMAN	1x Long Lap Penalty Completed
12.48.00	60 D. GEIGER	1x Long Lap Penalty Completed
12.49.28	58 I. IGLESIAS	Crashed - Turn 2
12.49.52	77 R. BIJMAN	2x Long Lap Penalty Completed
12.50.58	58 I. IGLESIAS	Not Actively Competing
12.56.25		2/3 of Race Distance Completed
12.59.42	23 S. MARKARIAN	Track Limits Warning
13.02.21	43 H. KHOURI	Technical Problem - Turn 11
13.02.34	43 H. KHOURI	Not Actively Competing
13.05.18		Results Under Review
13.09.45		Results confirmed
13.09.57		End Of Session

21/05/2022 Start End The results are provisional until the end of the time limit for protests and appeals and the completion of the technical checks.

These data/results cannot be reproduced, stored and/or transmitted in whole or in part by any manner of electronic, mechanical, photocopying, recording, broadcasting or otherwise now known or herein after developed without the previous express consent by the copyright owner, except for reproduction in daily press and regular printed publications on sale to the public within 60 days of the event related to those data/results and always provided that copyright symbol appears together as follows below.

© DORNA WSBK ORGANIZATION Srl 2022

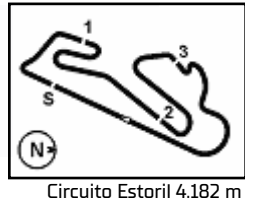


Circuito Estoril 4.182 m

Estoril Round, 20-22 May 2022
Championship Standings

Rank	Rider	Points	Points From First	Points From Previous	April	April	May	June	July	September	September	October						
					ARAGON	ASSEN	ESTORIL	MISANO	MOST	MAGNY-COURS	BARCELONA	PORTIMAO						
1	GARCIA Marc [ESP]	87			25	20	10	7	25									
					1	1	1	2	1									
2	DIAZ Alvaro [ESP]	80	7		20	25	5	20	10									
					2	1	2	1	2									
3	DI SORA Samuel [FRA]	60	27	20	2	9	20	9	20									
					14	9	6	7	3									
4	STEEMAN Victor [NED]	59	28	1	13		25	8	13									
					4	7	4	3	4									
5	OKAYA Yuta [JPN]	56	31	3	11		13	16	16									
					5	9	8	7	5									
6	LEHMANN Lennox [GER]	55	32	1	16	16	8	6	9									
					3	3	3	3	6									
7	IERACI Bruno [ITA]	50	37	5	6	13	7	13	11									
					10	5	7	9	7									
8	DE CANCELLIS Hugo [FRA]	44	43	6	4	4	11	25										
					12	13	10	5	8									
9	GENNAI Mirko [ITA]	44	43	0	8	10	16	10										
					8	6	5	5	8									
10	VANNUCCI Matteo [ITA]	30	57	14	9		9	4	8									
					7	12	11	10	10									
11	IGLESIAS Inigo [ESP]	21	66	9	10	11												
					6	4	9	11	11									
12	SABATUCCI Kevin [ITA]	18	69	3	1	7	4	2	4									
					15	13	13	13	12									
13	GAGGI Marco [ITA]	17	70	1	7	6	2		2									
					9	7	12	12	13									
14	BIJMAN Ruben [NED]	13	74	4			6		7									
							15	17	14									
15	MASTROLUCA Gabriele [ITA]	12	75	1	1		11											
					19		21	14	15									
16	KAWAKAMI Ton [BRA]	11	76	1	3	8												
					13	9	14	15	16									
17	GEIGER Dirk [GER]	9	78	2	3				6									
					17		18	20	17									
18	GARCIA ABELLA Iker [ESP]	9	78	0	5		1	3										
					11	15	15	16	17									
19	MILLAN Alex [ESP]	5	82	4					5									
									19									
20	MARKARIAN Sylvain [FRA]	5	82	0			5											
							18		19									
21	SVOBODA Petr [CZE]	5	82	0	5													
					15		17	18	19									
22	ZANCA Alessandro [ITA]	3	84	2					3									
									22									
23	KHOURI Harry [AUS]	3	84	0			3											
							18	20	22									
24	SEABRIGHT Fenton [GBR]	2	85	1	2													
					18		20	22	24									
25	BORGES Dinis [POR]	1	86	1					1									
									25									

21/05/2022 First Line: Championship Standings - Second Line: Ranking Progression
 These data/results cannot be reproduced, stored and/or transmitted in whole or in part by any manner of electronic, mechanical, photocopying, recording, broadcasting or otherwise now known or herein after developed without the previous express consent by the copyright owner, except for reproduction in daily press and regular printed publications on sale to the public within 60 days of the event related to those data/results and always provided that copyright symbol appears together as follows below.
 © DORNA WSBK ORGANIZATION Srl 2022



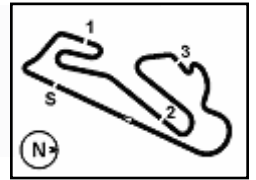
Estoril Round, 20-22 May 2022
Championship Standings

	Points	Points From First	Points From Previous	April ARAGON	April ASSEN	May ESTORIL	June MISANO	July MOST	September MAGNY-COURS	September BARCELONA	October PORTIMAO							
26 MAIER Humberto (BRA)	1	86	0		1 23	25												

21/05/2022 First Line: Championship Standings - Second Line: Ranking Progression

These data/results cannot be reproduced, stored and/or transmitted in whole or in part by any manner of electronic, mechanical, photocopying, recording, broadcasting or otherwise now known or herein after developed without the previous express consent by the copyright owner, except for reproduction in daily press and regular printed publications on sale to the public within 60 days of the event related to those data/results and always provided that copyright symbol appears together as follows below.

© DORNA WSBK ORGANIZATION Srl 2022



Circuito Estoril 4.182 m

Estoril Round, 20-22 May 2022
Lap Chart Race 1

	Lap											
	1	2	3	4	5	6	7	8	9	10	11	12
1	58	41	41	41	41	41	41	46	46	41	46	41
2	46	58	27	59	46	46	46	41	41	46	41	46
3	61	46	58	27	59	91	61	61	61	61	61	61
4	85	61	61	58	27	61	27	91	91	72	72	72
5	72	8	46	85	8	72	91	8	72	8	8	8
6	41	27	8	46	61	28	28	28	8	91	91	27
7	91	72	85	23	91	27	72	59	59	59	27	28
8	27	85	59	8	23	59	8	72	27	28	28	91
9	8	59	91	91	72	8	59	14	28	27	77	77
10	59	91	72	61	28	14	14	27	14	77	59	60
11	14	23	23	72	14	93	93	12	77	14	60	14
12	93	14	14	28	16	12	12	16	16	60	14	85
13	23	77	28	14	93	16	16	23	60	16	85	59
14	77	93	93	93	12	2	77	93	93	93	93	93
15	47	16	16	16	2	47	2	77	12	85	16	16
16	28	28	60	2	47	23	23	60	23	23	47	47
17	16	60	2	12	80	77	60	2	85	47	12	88
18	60	2	12	47	77	80	47	47	47	39	39	39
19	80	47	47	77	60	60	85	85	39	12	23	23
20	53	80	80	80	85	85	80	39	88	88	88	12
21	2	12	77	39	39	39	88	88	2	2	2	2
22	69	53	53	60	43	88	39	80	80	80	80	80
23	43	69	39	43	88	43	43	69	69	81	81	69
24	81	39	69	88	81	81	81	43	81	69	69	81
25	12	43	88	81	69	69	69	81	43	43	53	26
26	88	88	43	53	53	53	53	53	53	53	26	53
27	39	81	81	69	26	26	26	26	26	26	64	64
28	18	18	18	26	18	64	64	64	64	64	18	18
29	26	26	26	18	64	18	18	18	18	18	35	35
30	64	64	64	64	35	35	35	35	35	35		
31	35	35	35	35								

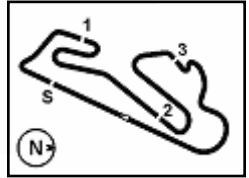
Final Result		
1	41 M. GARCIA	Laps 12
2	46 S. DI SORA	0.041
3	61 Y. OKAYA	1.418
4	72 V. STEEMAN	2.951
5	8 B. IERACI	2.985
6	27 A. DIAZ	2.991
7	28 L. LEHMANN	3.294
8	91 M. VANNUCCI	3.302
9	77 R. BLJMAN	3.821
10	60 D. GEIGER	3.860
11	14 A. MILLAN	3.872
12	85 K. SABATUCCI	4.264
13	59 A. ZANCA	4.371
14	93 M. GAGGI	4.498
15	16 D. BORGES	5.155
16	47 F. SEABRIGHT	5.200
17	88 D. MOGEDA	7.727
18	39 E. VALENTIM GARCIA	7.739
19	23 S. MARKARIAN	7.761
20	12 H. MAIER	7.822
21	2 I. GARCIA ABELLA	8.079
22	80 G. MASTROLUCA	8.103
23	69 T. ALBERTO	16.373
24	81 I. PERISTERAS	16.428
25	26 M. GENNAI	20.038
26	53 P. SVOBODA	20.297
27	64 H. DE CANCELLIS	28.919
28	18 I. OFFER	46.678
29	35 Y. SAIZ MARQUEZ	52.740
RET	43 H. KHOURI	2 Laps
RET	58 I. IGLESIAS	8 Laps
RET	79 T. ALONSO	

21/05/2022

These data/results cannot be reproduced, stored and/or transmitted in whole or in part by any manner of electronic, mechanical, photocopying, recording, broadcasting or otherwise now known or herein after developed without the previous express consent by the copyright owner, except for reproduction in daily press and regular printed publications on sale to the public within 60 days of the event related to those data/results and always provided that copyright symbol appears together as follows below.

© DORNA WSBK ORGANIZATION Srl 2022





Circuito Estoril 4.182 m

Estoril Round, 20-22 May 2022 Lap Chart Race 1

2 / 4
Lap 1

1	58	I.Iglesias	1'57.172
2	46	S.Di Sora	0.028
3	61	Y.Okaya	0.048
4	85	K.Sabatucci	0.165
5	72	V.Steeman	0.317
6	41	M.Garcia	0.540
7	91	M.Vannucci	0.604
8	27	A.Diaz	0.723
9	8	B.Ieraci	0.774
10	59	A.Zanca	1.114
11	14	A.Millan	1.350
12	93	M.Gaggi	1.592
13	23	S.Markarian	1.818
14	77	R.Bijman	1.849
15	47	F.Seabright	1.929
16	28	L.Lehmann	2.191
17	16	D.Borges	2.203
18	60	D.Geiger	2.627
19	80	G.Mastroluca	3.088
20	53	P.Svoboda	3.089
21	2	I.Garcia Abella	3.372
22	69	T.Alberto	3.717
23	43	H.Khoury	4.069
24	81	I.Peristeras	4.114
25	12	H.Maier	4.175
26	88	D.Mogeda	4.234
27	39	E.Valentim Garcia	4.248
28	18	I.Offer	5.842
29	26	M.Gennai	12.868
30	64	H.De Cancellis	19.131
31	35	Y.Saiz Marquez	33.251

7	85	K.Sabatucci	0.890
8	59	A.Zanca	0.918
9	91	M.Vannucci	1.397
10	72	V.Steeman	1.648
11	23	S.Markarian	1.712
12	14	A.Millan	1.902
13	28	L.Lehmann	1.928
14	93	M.Gaggi	2.490
15	16	D.Borges	2.653
16	60	D.Geiger	2.866
17	2	I.Garcia Abella	3.104
18	12	H.Maier	3.521
19	47	F.Seabright	3.649
20	80	G.Mastroluca	3.966
21	77	R.Bijman	4.033
22	53	P.Svoboda	4.042
23	39	E.Valentim Garcia	4.886
24	69	T.Alberto	4.927
25	88	D.Mogeda	5.097
26	43	H.Khoury	5.386
27	81	I.Peristeras	6.148
28	18	I.Offer	13.480
29	26	M.Gennai	14.914
30	64	H.De Cancellis	20.673
31	35	Y.Saiz Marquez	36.837

14	12	H.Maier	3.496
15	2	I.Garcia Abella	3.533
16	47	F.Seabright	3.652
17	80	G.Mastroluca	4.473
18	77	R.Bijman	5.123
19	60	D.Geiger	5.372
20	85	K.Sabatucci	5.767
21	39	E.Valentim Garcia	6.003
22	43	H.Khoury	6.123
23	88	D.Mogeda	6.264
24	81	I.Peristeras	7.606
25	69	T.Alberto	8.394
26	53	P.Svoboda	10.896
27	26	M.Gennai	16.522
28	18	I.Offer	21.417
29	64	H.De Cancellis	22.587
30	35	Y.Saiz Marquez	40.667

Lap 8

1	46	S.Di Sora	14'58.926
2	41	M.Garcia	0.028
3	61	Y.Okaya	2.961
4	91	M.Vannucci	4.341
5	8	B.Ieraci	4.581
6	28	L.Lehmann	4.687
7	59	A.Zanca	4.508
8	72	V.Steeman	4.843
9	14	A.Millan	4.991
10	27	A.Diaz	5.027
11	12	H.Maier	5.905
12	16	D.Borges	6.012
13	23	S.Markarian	6.175
14	93	M.Gaggi	6.181
15	77	R.Bijman	6.190
16	60	D.Geiger	6.294
17	2	I.Garcia Abella	6.707
18	47	F.Seabright	6.802
19	85	K.Sabatucci	6.870
20	39	E.Valentim Garcia	7.476
21	88	D.Mogeda	7.551
22	80	G.Mastroluca	7.596
23	69	T.Alberto	10.867
24	43	H.Khoury	10.890
25	81	I.Peristeras	11.374
26	53	P.Svoboda	15.761
27	26	M.Gennai	20.450
28	64	H.De Cancellis	26.472
29	18	I.Offer	32.834
30	35	Y.Saiz Marquez	47.738

Lap 2

1	41	M.Garcia	3'49.883
2	58	I.Iglesias	0.011
3	46	S.Di Sora	0.124
4	61	Y.Okaya	0.139
5	8	B.Ieraci	0.140
6	27	A.Diaz	0.423
7	72	V.Steeman	0.427
8	85	K.Sabatucci	0.580
9	59	A.Zanca	0.737
10	91	M.Vannucci	1.186
11	23	S.Markarian	1.187
12	14	A.Millan	1.381
13	77	R.Bijman	1.715
14	93	M.Gaggi	1.721
15	16	D.Borges	1.729
16	28	L.Lehmann	1.827
17	60	D.Geiger	2.329
18	2	I.Garcia Abella	2.796
19	47	F.Seabright	2.816
20	80	G.Mastroluca	3.067
21	12	H.Maier	3.182
22	53	P.Svoboda	3.550
23	69	T.Alberto	4.016
24	39	E.Valentim Garcia	4.202
25	43	H.Khoury	4.403
26	88	D.Mogeda	4.450
27	81	I.Peristeras	5.207
28	18	I.Offer	8.681
29	26	M.Gennai	13.730
30	64	H.De Cancellis	19.697
31	35	Y.Saiz Marquez	34.905

Lap 4

1	41	M.Garcia	7'33.632
2	59	A.Zanca	0.458
3	27	A.Diaz	0.641
4	58	I.Iglesias	0.667
5	85	K.Sabatucci	0.762
6	46	S.Di Sora	0.805
7	23	S.Markarian	1.068
8	8	B.Ieraci	1.098
9	91	M.Vannucci	1.191
10	61	Y.Okaya	1.238
11	72	V.Steeman	1.872
12	28	L.Lehmann	1.923
13	14	A.Millan	2.062
14	93	M.Gaggi	2.218
15	16	D.Borges	2.278
16	2	I.Garcia Abella	2.811
17	12	H.Maier	3.010
18	47	F.Seabright	3.065
19	77	R.Bijman	3.192
20	80	G.Mastroluca	3.810
21	39	E.Valentim Garcia	4.789
22	60	D.Geiger	5.280
23	43	H.Khoury	5.393
24	88	D.Mogeda	5.458
25	81	I.Peristeras	6.643
26	53	P.Svoboda	7.135
27	69	T.Alberto	7.448
28	26	M.Gennai	15.276
29	18	I.Offer	17.099
30	64	H.De Cancellis	21.496
31	35	Y.Saiz Marquez	38.445

Lap 6

1	41	M.Garcia	11'16.038
2	46	S.Di Sora	0.082
3	91	M.Vannucci	2.393
4	61	Y.Okaya	2.539
5	72	V.Steeman	2.966
6	28	L.Lehmann	3.019
7	27	A.Diaz	3.459
8	59	A.Zanca	3.704
9	8	B.Ieraci	3.874
10	14	A.Millan	3.910
11	93	M.Gaggi	4.594
12	12	H.Maier	4.710
13	16	D.Borges	4.733
14	2	I.Garcia Abella	5.062
15	47	F.Seabright	5.096
16	23	S.Markarian	5.114
17	77	R.Bijman	5.295
18	80	G.Mastroluca	5.355
19	60	D.Geiger	5.512
20	85	K.Sabatucci	5.760
21	39	E.Valentim Garcia	6.644
22	88	D.Mogeda	6.680
23	43	H.Khoury	7.893
24	81	I.Peristeras	8.767
25	69	T.Alberto	9.494
26	53	P.Svoboda	12.908
27	26	M.Gennai	18.177
28	64	H.De Cancellis	24.092
29	18	I.Offer	25.362
30	35	Y.Saiz Marquez	43.127

Lap 9

1	46	S.Di Sora	16'50.479
2	41	M.Garcia	0.043
3	61	Y.Okaya	3.189
4	91	M.Vannucci	4.545
5	72	V.Steeman	4.565
6	8	B.Ieraci	4.870
7	59	A.Zanca	4.969
8	27	A.Diaz	5.327
9	28	L.Lehmann	5.357
10	14	A.Millan	5.564
11	77	R.Bijman	5.581
12	16	D.Borges	6.099
13	60	D.Geiger	6.260
14	93	M.Gaggi	6.538
15	12	H.Maier	7.135
16	23	S.Markarian	7.220
17	85	K.Sabatucci	7.286
18	47	F.Seabright	7.383
19	39	E.Valentim Garcia	7.717
20	88	D.Mogeda	7.721
21	2	I.Garcia Abella	7.730
22	80	G.Mastroluca	8.220
23	69	T.Alberto	11.969
24	81	I.Peristeras	12.324
25	43	H.Khoury	12.383
26	53	P.Svoboda	17.441
27	26	M.Gennai	21.184
28	64	H.De Cancellis	27.627
29	18	I.Offer	36.610
30	35	Y.Saiz Marquez	49.425

Lap 3

1	41	M.Garcia	5'41.565
2	27	A.Diaz	0.130
3	58	I.Iglesias	0.819
4	61	Y.Okaya	0.837
5	46	S.Di Sora	0.854
6	8	B.Ieraci	0.857

Lap 5

1	41	M.Garcia	9'24.963
2	46	S.Di Sora	0.043
3	59	A.Zanca	1.649
4	27	A.Diaz	1.706
5	8	B.Ieraci	1.711
6	61	Y.Okaya	1.715
7	91	M.Vannucci	1.734
8	23	S.Markarian	1.845
9	72	V.Steeman	2.007
10	28	L.Lehmann	2.149
11	14	A.Millan	2.406
12	16	D.Borges	3.274
13	93	M.Gaggi	3.334

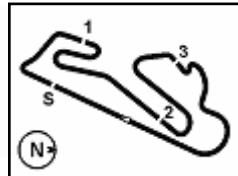
Lap 7

1	41	M.Garcia	13'07.174
2	46	S.Di Sora	0.071
3	61	Y.Okaya	2.782
4	27	A.Diaz	3.818
5	91	M.Vannucci	3.869
6	28	L.Lehmann	3.874
7	72	V.Steeman	3.899
8	8	B.Ieraci	3.974
9	59	A.Zanca	4.123
10	14	A.Millan	4.240
11	93	M.Gaggi	4.702
12	12	H.Maier	4.722
13	16	D.Borges	4.898
14	77	R.Bijman	5.406
15	2	I.Garcia Abella	5.435
16	23	S.Markarian	5.471
17	60	D.Geiger	5.626
18	47	F.Seabright	6.087
19	85	K.Sabatucci	6.125
20	80	G.Mastroluca	6.617
21	88	D.Mogeda	7.199
22	39	E.Valentim Garcia	7.225

21/05/2022

These data/results cannot be reproduced, stored and/or transmitted in whole or in part by any manner of electronic, mechanical, photocopying, recording, broadcasting or otherwise now known or herein after developed without the previous express consent by the copyright owner, except for reproduction in daily press and regular printed publications on sale to the public within 60 days of the event related to those data/results and always provided that copyright symbol appears together as follows below.

© DORNA WSBK ORGANIZATION Srl 2022



Circuito Estoril 4.182 m

3 / 4

Estoril Round, 20-22 May 2022
Lap Chart Race 1

Lap 10

1	41	M.Garcia	18'42.282	10	60	D.Geiger	3.860
2	46	S.Di Sora	0.003	11	14	A.Millan	3.872
3	61	Y.Okaya	3.191	12	85	K.Sabatucci	4.264
4	72	V.Steeman	4.499	13	59	A.Zanca	4.371
5	8	B.Ieraci	4.538	14	93	M.Gaggi	4.498
6	91	M.Vannucci	4.563	15	16	D.Borges	5.155
7	59	A.Zanca	5.053	16	47	F.Seabright	5.200
8	28	L.Lehmann	5.067	17	88	D.Mogeda	7.727
9	27	A.Diaz	5.107	18	39	E.Valentim Garcia	7.739
10	77	R.Bijman	5.567	19	23	S.Markarian	7.761
11	14	A.Millan	5.797	20	12	H.Maier	7.822
12	60	D.Geiger	5.865	21	2	I.Garcia Abella	8.079
13	16	D.Borges	6.173	22	80	G.Mastroluca	8.103
14	93	M.Gaggi	6.506	23	69	T.Alberto	16.373
15	85	K.Sabatucci	6.973	24	81	I.Peristeras	16.428
16	23	S.Markarian	7.309	25	26	M.Gennai	20.038
17	47	F.Seabright	7.372	26	53	P.Svoboda	20.297
18	39	E.Valentim Garcia	7.663	27	64	H.De Cancellis	28.919
19	12	H.Maier	7.690	28	18	I.Offer	46.678
20	88	D.Mogeda	7.852	29	35	Y.Saiz Marquez	52.740
21	2	I.Garcia Abella	8.332				
22	80	G.Mastroluca	8.586				
23	81	I.Peristeras	12.965				
24	69	T.Alberto	12.978				
25	43	H.Khouri	13.113				
26	53	P.Svoboda	18.902				
27	26	M.Gennai	21.584				
28	64	H.De Cancellis	28.443				
29	18	I.Offer	40.626				
30	35	Y.Saiz Marquez	50.801				

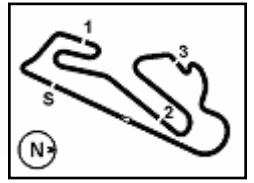
Lap 11

1	46	S.Di Sora	20'34.990
2	41	M.Garcia	0.031
3	61	Y.Okaya	2.302
4	72	V.Steeman	3.442
5	8	B.Ieraci	3.686
6	91	M.Vannucci	3.708
7	27	A.Diaz	3.715
8	28	L.Lehmann	3.725
9	77	R.Bijman	4.297
10	59	A.Zanca	4.310
11	60	D.Geiger	4.427
12	14	A.Millan	4.516
13	85	K.Sabatucci	5.283
14	93	M.Gaggi	5.466
15	16	D.Borges	5.592
16	47	F.Seabright	5.688
17	12	H.Maier	6.668
18	39	E.Valentim Garcia	6.689
19	23	S.Markarian	6.727
20	88	D.Mogeda	6.738
21	2	I.Garcia Abella	7.580
22	80	G.Mastroluca	7.934
23	81	I.Peristeras	13.708
24	69	T.Alberto	13.967
25	53	P.Svoboda	20.481
26	26	M.Gennai	20.516
27	64	H.De Cancellis	28.511
28	18	I.Offer	43.234
29	35	Y.Saiz Marquez	51.747

Lap 12

1	41	M.Garcia	22'26.987
2	46	S.Di Sora	0.041
3	61	Y.Okaya	1.418
4	72	V.Steeman	2.951
5	8	B.Ieraci	2.985
6	27	A.Diaz	2.991
7	28	L.Lehmann	3.294
8	91	M.Vannucci	3.302
9	77	R.Bijman	3.821

21/05/2022
These data/results cannot be reproduced, stored and/or transmitted in whole or in part by any manner of electronic, mechanical, photocopying, recording, broadcasting or otherwise now known or herein after developed without the previous express consent by the copyright owner, except for reproduction in daily press and regular printed publications on sale to the public within 60 days of the event related to those data/results and always provided that copyright symbol appears together as follows below.
© DORNA WSBK ORGANIZATION Srl 2022



Circuito Estoril 4.182 m

4 / 4

Estoril Round, 20-22 May 2022
Lap Chart Race 1

Race Pace Comparison

	41 GaM	46 DiS	61 Oka	72 Ste	8 ler	27 Dia	28 Leh	91 Van	77 Bij	60 Gei	14 Mil	85 Sab	59 Zan	93 Gag
1	1'57.712	1'57.200	1'57.220	1'57.489	1'57.946	1'57.895	1'59.363	1'57.776	1'59.021	1'59.799	1'58.522	1'57.337	1'58.286	1'58.764
2	1'52.171	1'52.807	1'52.802	1'52.821	1'52.077	1'52.411	1'52.347	1'53.293	1'52.577	1'52.413	1'52.742	1'53.126	1'52.334	1'52.840
3	1'51.682	1'52.412	1'52.380	1'52.903	1'52.399	1'51.389	1'51.783	1'51.893	1'54.000	1'52.219	1'52.203	1'51.992	1'51.863	1'52.451
4	1'52.067	1'52.018	1'52.468	1'52.291	1'52.308	1'52.578	1'52.062	1'51.861	1'51.226	1'54.481	1'52.227	1'51.939	1'51.607	1'51.795
5	1'51.331	1'50.569	1'51.808	1'51.466	1'51.944	1'52.396	1'51.557	1'51.874	1'53.262	1'51.423	1'51.675	1'56.336	1'52.522	1'52.447
6	1'51.075	1'51.114	1'51.899	1'52.034	1'53.238	1'52.828	1'51.945	1'51.734	1'51.247	1'51.215	1'52.579	1'51.068	1'53.130	1'52.335
7	1'51.136	1'51.125	1'51.379	1'52.069	1'51.236	1'51.495	1'51.991	1'52.612	1'51.247	1'51.250	1'51.466	1'51.501	1'51.555	1'51.244
8	1'51.780	1'51.681	1'51.931	1'52.696	1'52.359	1'52.961	1'52.465	1'52.224	1'52.536	1'52.420	1'52.503	1'52.497	1'52.237	1'53.231
9	1'51.568	1'51.553	1'51.781	1'51.275	1'51.842	1'51.853	1'52.323	1'51.757	1'50.944	1'51.519	1'52.126	1'51.969	1'51.914	1'51.910
10	1'51.760	1'51.806	1'51.805	1'51.737	1'51.471	1'51.583	1'51.513	1'51.821	1'51.789	1'51.408	1'52.036	1'51.490	1'51.887	1'51.771
11	1'52.739	1'52.705	1'51.819	1'51.651	1'51.856	1'51.316	1'51.366	1'51.853	1'51.438	1'51.270	1'51.427	1'51.018	1'51.965	1'51.668
12	1'51.966	1'52.038	1'51.113	1'51.506	1'51.296	1'51.273	1'51.566	1'51.591	1'51.521	1'51.430	1'51.353	1'50.978	1'52.058	1'51.029

	16 Bor	47 Sea	88 Mog	39 Val	23 Mar	12 Mai	2 Gar	80 Mas	69 Alb	81 Pel	26 Gen	53 Svo	64 DeC	18 Off
1	1'59.375	1'59.101	2'01.406	2'01.420	1'58.990	2'01.347	2'00.544	2'00.260	2'00.889	2'01.286	2'10.040	2'00.261	2'16.303	2'03.014
2	1'52.237	1'53.598	1'52.927	1'52.665	1'52.080	1'51.718	1'52.135	1'52.690	1'53.010	1'53.804	1'53.573	1'53.172	1'53.277	1'55.550
3	1'52.606	1'52.515	1'52.329	1'52.366	1'52.207	1'52.021	1'51.990	1'52.581	1'52.593	1'52.623	1'52.866	1'52.174	1'52.658	1'56.481
4	1'51.692	1'51.483	1'52.428	1'51.970	1'51.423	1'51.556	1'51.774	1'51.911	1'54.588	1'52.562	1'52.429	1'55.160	1'52.890	1'55.686
5	1'52.327	1'51.918	1'52.137	1'52.545	1'52.108	1'51.817	1'52.053	1'51.994	1'52.277	1'52.294	1'52.577	1'55.092	1'52.422	1'55.649
6	1'52.534	1'52.519	1'51.491	1'51.716	1'54.344	1'52.289	1'52.604	1'51.957	1'52.175	1'52.236	1'52.730	1'53.087	1'52.580	1'55.020
7	1'51.301	1'52.127	1'51.655	1'51.717	1'51.493	1'51.148	1'51.509	1'52.398	1'51.932	1'52.108	1'52.504	1'52.831	1'52.556	1'55.174
8	1'52.866	1'52.467	1'52.104	1'52.003	1'52.456	1'52.935	1'53.024	1'52.731	1'52.329	1'53.387	1'52.657	1'52.910	1'52.712	1'55.186
9	1'51.640	1'52.134	1'51.723	1'51.794	1'52.598	1'52.783	1'52.576	1'52.177	1'52.655	1'52.503	1'52.287	1'53.233	1'52.708	1'55.329
10	1'51.877	1'51.792	1'51.934	1'51.749	1'51.892	1'52.358	1'52.405	1'52.169	1'52.812	1'52.444	1'52.203	1'53.264	1'52.619	1'55.819
11	1'52.127	1'51.024	1'51.594	1'51.734	1'52.126	1'51.686	1'51.956	1'52.056	1'53.697	1'53.451	1'51.640	1'54.287	1'52.776	1'55.316
12	1'51.560	1'51.509	1'52.986	1'53.047	1'53.031	1'53.151	1'52.496	1'52.166	1'54.403	1'54.717	1'51.519	1'51.813	1'52.405	1'55.441

	35 Sai	43 Kho	58 Igl
1	2'30.423	2'01.241	1'57.172
2	1'54.365	1'53.045	1'52.722
3	1'53.614	1'52.665	1'52.490
4	1'53.675	1'52.074	1'51.915
5	1'53.553	1'52.061	
6	1'53.535	1'52.845	
7	1'53.707	1'52.932	
8	1'53.792	1'52.953	
9	1'53.240	1'53.046	
10	1'53.179	1'52.533	
11	1'53.654		
12	1'52.990		

21/05/2022

These data/results cannot be reproduced, stored and/or transmitted in whole or in part by any manner of electronic, mechanical, photocopying, recording, broadcasting or otherwise now known or herein after developed without the previous express consent by the copyright owner, except for reproduction in daily press and regular printed publications on sale to the public within 60 days of the event related to those data/results and always provided that copyright symbol appears together as follows below.

© DORNA WSBK ORGANIZATION Srl 2022

Estoril Round, 20-22 May 2022
Best Sectors & Speed Race 1

RESULTS			
1	41 M. GARCIA	Yamaha YZF-R3	Laps 12
2	46 S. DI SORA	Kawasaki Ninja 400	0.041
3	61 Y. OKAYA	Kawasaki Ninja 400	1.418
4	72 V. STEEMAN	Kawasaki Ninja 400	2.951
5	8 B. IERACI	Kawasaki Ninja 400	2.985
6	27 A. DIAZ	Yamaha YZF-R3	2.991
7	28 L. LEHMANN	KTM RC 390 R	3.294
8	91 M. VANNUCCI	Yamaha YZF-R3	3.302
9	77 R. BIJMAN	Kawasaki Ninja 400	3.821
10	60 D. GEIGER	Kawasaki Ninja 400	3.860
11	14 A. MILLAN	Kawasaki Ninja 400	3.872
12	85 K. SABATUCCI	Kawasaki Ninja 400	4.264
13	59 A. ZANCA	Kawasaki Ninja 400	4.371
14	93 M. GAGGI	Yamaha YZF-R3	4.498
15	16 D. BORGES	Kawasaki Ninja 400	5.155
16	47 F. SEABRIGHT	Yamaha YZF-R3	5.200
17	88 D. MOGEDA	Kawasaki Ninja 400	7.727
18	39 E. VALENTIM GARCIA	Yamaha YZF-R3	7.739
19	23 S. MARKARIAN	Kawasaki Ninja 400	7.761
20	12 H. MAIER	Yamaha YZF-R3	7.822
21	2 I. GARCIA ABELLA	Yamaha YZF-R3	8.079
22	80 G. MASTROLUCCA	Yamaha YZF-R3	8.103
23	69 T. ALBERTO	Kawasaki Ninja 400	16.373
24	81 I. PERISTERAS	Yamaha YZF-R3	16.428
25	26 M. GENNAI	Yamaha YZF-R3	20.038
26	53 P. SVOBODA	Kawasaki Ninja 400	20.297
27	64 H. DE CANCELLIS	Kawasaki Ninja 400	28.919
28	18 I. OFFER	Yamaha YZF-R3	46.678
29	35 Y. SAIZ MARQUEZ	Kawasaki Ninja 400	52.740
RET	43 H. KHOURI	Kawasaki Ninja 400	2 Laps
RET	58 I. IGLESIAS	Kawasaki Ninja 400	8 Laps
RET	79 T. ALONSO	Kawasaki Ninja 400	

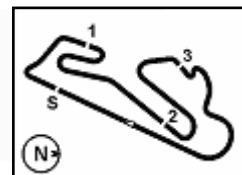
SPEED			
1	77 R. BIJMAN	Kawasaki Ninja 400	214,3
2	8 B. IERACI	Kawasaki Ninja 400	214,3
3	23 S. MARKARIAN	Kawasaki Ninja 400	213,4
4	60 D. GEIGER	Kawasaki Ninja 400	213,4
5	93 M. GAGGI	Yamaha YZF-R3	213,0
6	12 H. MAIER	Yamaha YZF-R3	212,6
7	61 Y. OKAYA	Kawasaki Ninja 400	212,2
8	28 L. LEHMANN	KTM RC 390 R	211,8
9	47 F. SEABRIGHT	Yamaha YZF-R3	211,8
10	85 K. SABATUCCI	Kawasaki Ninja 400	211,8
11	91 M. VANNUCCI	Yamaha YZF-R3	211,8
12	80 G. MASTROLUCCA	Yamaha YZF-R3	211,8
13	39 E. VALENTIM GARCIA	Yamaha YZF-R3	210,5
14	14 A. MILLAN	Kawasaki Ninja 400	209,7
15	41 M. GARCIA	Yamaha YZF-R3	208,9
16	2 I. GARCIA ABELLA	Yamaha YZF-R3	208,9
17	81 I. PERISTERAS	Yamaha YZF-R3	208,1
18	59 A. ZANCA	Kawasaki Ninja 400	208,1
19	88 D. MOGEDA	Kawasaki Ninja 400	208,1
20	46 S. DI SORA	Kawasaki Ninja 400	208,1
21	72 V. STEEMAN	Kawasaki Ninja 400	208,1
22	27 A. DIAZ	Yamaha YZF-R3	208,1
23	69 T. ALBERTO	Kawasaki Ninja 400	207,7
24	43 H. KHOURI	Kawasaki Ninja 400	207,7
25	16 D. BORGES	Kawasaki Ninja 400	207,7
26	53 P. SVOBODA	Kawasaki Ninja 400	205,7
27	58 I. IGLESIAS	Kawasaki Ninja 400	200,7
28	64 H. DE CANCELLIS	Kawasaki Ninja 400	196,4
29	26 M. GENNAI	Yamaha YZF-R3	193,9
30	18 I. OFFER	Yamaha YZF-R3	190,5
31	35 Y. SAIZ MARQUEZ	Kawasaki Ninja 400	189,8
32	79 T. ALONSO	Kawasaki Ninja 400	151,0

SEG. 1			SEG. 2			SEG. 3			SEG. 4		
1	46 S. DI SORA	22.232	1	61 Y. OKAYA	28.251	1	72 V. STEEMAN	25.068	1	27 A. DIAZ	34.340
2	47 F. SEABRIGHT	22.302	2	93 M. GAGGI	28.275	2	41 M. GARCIA	25.101	2	28 L. LEHMANN	34.444
3	12 H. MAIER	22.303	3	28 L. LEHMANN	28.331	3	85 K. SABATUCCI	25.128	3	59 A. ZANCA	34.494
4	8 B. IERACI	22.329	4	60 D. GEIGER	28.333	4	46 S. DI SORA	25.176	4	61 Y. OKAYA	34.520
5	39 E. VALENTIM GARCIA	22.380	5	85 K. SABATUCCI	28.359	5	91 M. VANNUCCI	25.178	5	77 R. BIJMAN	34.536
6	60 D. GEIGER	22.394	6	41 M. GARCIA	28.365	6	53 P. SVOBODA	25.221	6	14 A. MILLAN	34.550
7	27 A. DIAZ	22.415	7	58 I. IGLESIAS	28.368	7	93 M. GAGGI	25.226	7	72 V. STEEMAN	34.557
8	85 K. SABATUCCI	22.428	8	91 M. VANNUCCI	28.385	8	26 M. GENNAI	25.232	8	47 F. SEABRIGHT	34.578
9	77 R. BIJMAN	22.453	9	27 A. DIAZ	28.405	9	16 D. BORGES	25.239	9	60 D. GEIGER	34.603
10	72 V. STEEMAN	22.491	10	77 R. BIJMAN	28.406	10	8 B. IERACI	25.243	10	46 S. DI SORA	34.621
11	14 A. MILLAN	22.504	11	16 D. BORGES	28.409	11	61 Y. OKAYA	25.272	11	23 S. MARKARIAN	34.629
12	16 D. BORGES	22.524	12	46 S. DI SORA	28.448	12	2 I. GARCIA ABELLA	25.310	12	8 B. IERACI	34.638
13	23 S. MARKARIAN	22.531	13	12 H. MAIER	28.471	13	12 H. MAIER	25.321	13	12 H. MAIER	34.652
14	88 D. MOGEDA	22.539	14	72 V. STEEMAN	28.489	14	47 F. SEABRIGHT	25.328	14	91 M. VANNUCCI	34.653
15	80 G. MASTROLUCCA	22.545	15	23 S. MARKARIAN	28.497	15	59 A. ZANCA	25.349	15	16 D. BORGES	34.701
16	69 T. ALBERTO	22.554	16	2 I. GARCIA ABELLA	28.510	16	60 D. GEIGER	25.363	16	39 E. VALENTIM GARCIA	34.701
17	43 H. KHOURI	22.565	17	8 B. IERACI	28.517	17	88 D. MOGEDA	25.381	17	88 D. MOGEDA	34.701
18	41 M. GARCIA	22.578	18	39 E. VALENTIM GARCIA	28.547	18	14 A. MILLAN	25.394	18	85 K. SABATUCCI	34.708
19	59 A. ZANCA	22.601	19	47 F. SEABRIGHT	28.558	19	27 A. DIAZ	25.403	19	93 M. GAGGI	34.722
20	93 M. GAGGI	22.617	20	69 T. ALBERTO	28.572	20	77 R. BIJMAN	25.421	20	53 P. SVOBODA	34.741
21	81 I. PERISTERAS	22.630	21	43 H. KHOURI	28.581	21	23 S. MARKARIAN	25.427	21	58 I. IGLESIAS	34.756
22	2 I. GARCIA ABELLA	22.643	22	88 D. MOGEDA	28.600	22	80 G. MASTROLUCCA	25.435	22	41 M. GARCIA	34.785
23	61 Y. OKAYA	22.652	23	59 A. ZANCA	28.604	23	39 E. VALENTIM GARCIA	25.435	23	2 I. GARCIA ABELLA	34.836
24	26 M. GENNAI	22.695	24	26 M. GENNAI	28.616	24	28 L. LEHMANN	25.470	24	80 G. MASTROLUCCA	34.853
25	28 L. LEHMANN	22.703	25	14 A. MILLAN	28.622	25	58 I. IGLESIAS	25.510	25	26 M. GENNAI	34.868
26	91 M. VANNUCCI	22.720	26	81 I. PERISTERAS	28.628	26	43 H. KHOURI	25.515	26	43 H. KHOURI	34.915
27	64 H. DE CANCELLIS	22.754	27	80 G. MASTROLUCCA	28.644	27	35 Y. SAIZ MARQUEZ	25.521	27	69 T. ALBERTO	34.921
28	53 P. SVOBODA	22.847	28	53 P. SVOBODA	28.716	28	69 T. ALBERTO	25.593	28	81 I. PERISTERAS	35.066
29	35 Y. SAIZ MARQUEZ	22.906	29	64 H. DE CANCELLIS	28.827	29	81 I. PERISTERAS	25.603	29	64 H. DE CANCELLIS	35.102
30	58 I. IGLESIAS	23.213	30	35 Y. SAIZ MARQUEZ	28.898	30	64 H. DE CANCELLIS	25.608	30	35 Y. SAIZ MARQUEZ	35.544
31	18 I. OFFER	23.479	31	18 I. OFFER	29.328	31	18 I. OFFER	25.912	31	18 I. OFFER	35.833

21/05/2022

These data/results cannot be reproduced, stored and/or transmitted in whole or in part by any manner of electronic, mechanical, photocopying, recording, broadcasting or otherwise now known or herein after developed without the previous express consent by the copyright owner, except for reproduction in daily press and regular printed publications on sale to the public within 60 days of the event related to those data/results and always provided that copyright symbol appears together as follows below.

© DORNA WSBK ORGANIZATION Srl 2022



Circuito Estoril 4.182 m

Estoril Round, 20-22 May 2022 Chronological Analysis Race 1

Start at 12:41'18.540

2 / 4

3	22.678	28.889	25.671	34.981	1'52.219	206,5	12:47'02.971	5	22.853	28.684	25.586	35.204	1'52.327	205,3	12:50'46.777
4	22.833	28.621	28.337	34.690	1'54.481	208,9	12:48'57.452	6	22.857	28.479	25.946	35.252	1'52.534	202,2	12:52'39.311
5	22.521	28.840	25.459	34.603	1'51.423	203,8	12:50'48.875	7	22.821	28.410	25.369	34.701	1'51.301	198,9	12:54'30.612
6	22.478	28.333	25.576	34.828	1'51.215	207,7	12:52'40.090	8	23.139	28.570	25.639	35.518	1'52.866	205,7	12:56'23.478
7	22.803	28.386	25.363	34.698	1'51.250	213,4	12:54'31.340	9	22.779	28.428	25.435	34.998	1'51.640	201,5	12:58'15.118
8	22.821	28.772	25.734	35.093	1'52.420	213,0	12:56'23.760	10	22.879	28.615	25.650	34.733	1'51.877	201,1	13:00'06.995
9	22.610	28.526	25.381	35.002	1'51.519	208,9	12:58'15.279	11	22.524	28.578	25.888	35.137	1'52.127	203,0	13:01'59.122
10	22.526	28.637	25.612	34.633	1'51.408	206,5	13:00'06.687	12	22.845	28.409	25.239	35.067	1'51.560	207,7	13:03'50.682
11	22.394	28.603	25.485	34.788	1'51.270	207,3	13:01'57.957								
12	22.498	28.535	25.633	34.764	1'51.430	207,3	13:03'49.387								

Race Time 22'32.142

Race Time 22'30.847

14° 14 A. MILLAN (1'51.353)

Lap	Seg 1	Seg 2	Seg 3	Seg 4	Lap Time	km/h	Local Time
1		29.356	25.671	35.106	1'58.522	140,3	12:43'17.062
2	22.757	29.118	25.856	35.011	1'52.742	204,2	12:45'09.804
3	22.868	28.888	25.579	34.868	1'52.203	207,3	12:47'02.007
4	23.067	28.747	25.475	34.938	1'52.227	207,7	12:48'54.234
5	22.926	28.752	25.447	34.550	1'51.675	207,7	12:50'45.909
6	23.071	28.871	25.618	35.019	1'52.579	209,7	12:52'38.488
7	22.657	28.622	25.504	34.683	1'51.466	208,9	12:54'29.954
8	22.960	28.827	25.859	34.857	1'52.503	207,3	12:56'22.457
9	23.305	28.624	25.469	34.728	1'52.126	204,5	12:58'14.583
10	22.959	28.764	25.618	34.695	1'52.036	202,6	13:00'06.619
11	22.631	28.747	25.435	34.614	1'51.427	200,7	13:01'58.046
12	22.504	28.751	25.394	34.704	1'51.353	209,7	13:03'49.399

Race Time 22'30.859

Race Time 22'29.972

15° 28 L. LEHMANN (1'51.366)

Lap	Seg 1	Seg 2	Seg 3	Seg 4	Lap Time	km/h	Local Time
1		29.159	25.915	34.790	1'59.363	151,5	12:43'17.903
2	22.820	28.820	25.932	34.775	1'52.347	211,8	12:45'10.250
3	22.725	28.759	25.613	34.686	1'51.783	208,9	12:47'02.033
4	22.937	28.446	25.799	34.880	1'52.062	205,7	12:48'54.095
5	22.703	28.673	25.662	34.519	1'51.557	206,9	12:50'45.652
6	23.193	28.551	25.654	34.547	1'51.945	206,1	12:52'37.597
7	22.778	28.331	25.490	35.392	1'51.991	201,5	12:54'29.588
8	23.527	28.628	25.572	34.738	1'52.465	192,5	12:56'22.053
9	23.469	28.455	25.789	34.610	1'52.323	192,9	12:58'14.376
10	23.001	28.585	25.470	34.457	1'51.513	198,9	13:00'05.889
11	22.743	28.464	25.616	34.543	1'51.366	201,9	13:01'57.255
12	22.891	28.628	25.603	34.444	1'51.566	194,6	13:03'48.821

Race Time 22'30.281

Race Time 22'29.978

16° 23 S. MARKARIAN (1'51.423)

Lap	Seg 1	Seg 2	Seg 3	Seg 4	Lap Time	km/h	Local Time
1		29.016	25.978	35.132	1'58.990	144,8	12:43'17.530
2	22.531	28.829	25.673	35.047	1'52.080	212,6	12:45'09.610
3	22.902	28.916	25.554	34.835	1'52.207	208,9	12:47'01.817
4	22.645	28.554	25.525	34.699	1'51.423	213,0	12:48'53.240
5	23.290	28.556	25.633	34.629	1'52.108	213,4	12:50'45.348
6	22.720	28.735	27.693	35.196	1'54.344	204,9	12:52'39.692
7	22.888	28.497	25.427	34.681	1'51.493	200,0	12:54'31.185
8	22.895	28.624	25.762	35.175	1'52.456	210,1	12:56'23.641
9	23.099	28.880	25.451	35.168	1'52.598	203,8	12:58'16.239
10	22.626	28.783	25.587	34.896	1'51.892	205,3	13:00'08.131
11	22.699	28.680	25.832	34.915	1'52.126	204,9	13:02'00.257
12	22.693	28.714	26.038	35.586	1'53.031	201,9	13:03'53.288

Race Time 22'34.748

Race Time 22'29.938

17° 88 D. MOGEDA (1'51.491)

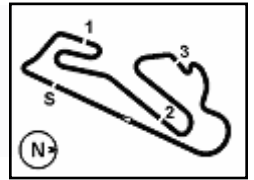
Lap	Seg 1	Seg 2	Seg 3	Seg 4	Lap Time	km/h	Local Time
1		29.887	26.070	35.284	2'01.406	152,1	12:43'19.946
2	23.198	29.065	25.761	34.903	1'52.927	207,7	12:45'12.873
3	22.713	28.975	25.653	34.988	1'52.329	206,1	12:47'05.202
4	22.943	28.917	25.858	34.710	1'52.428	208,1	12:48'57.630
5	22.874	28.906	25.488	34.869	1'52.137	202,6	12:50'49.767
6	22.539	28.600	25.496	34.856	1'51.491	206,9	12:52'41.258

21/05/2022

P = Pits In/Out - C = Lap Time Cancelled

These data/results cannot be reproduced, stored and/or transmitted in whole or in part by any manner of electronic, mechanical, photocopying, recording, broadcasting or otherwise now known or herein after developed without the previous express consent by the copyright owner, except for reproduction in daily press and regular printed publications on sale to the public within 60 days of the event related to those data/results and always provided that copyright symbol appears together as follows below.

© DORNA WSBK ORGANIZATION Srl 2022



Estoril Round, 20-22 May 2022
Chronological Analysis Race 1

Start at 12:41:18.540

3 / 4

7	22.859	28.639	25.381	34.776	1'51.655	200,7	12:54'32.913	9	23.126	28.394	25.445	34.792	1'51.757	189,1	12:58'13.564
8	22.937	28.802	25.393	34.972	1'52.104	202,2	12:56'25.017	10	22.720	28.880	25.255	34.966	1'51.821	191,8	13:00'05.385
9	22.686	28.638	25.664	34.735	1'51.723	205,3	12:58'16.740	11	23.072	28.385	25.481	34.915	1'51.853	191,5	13:01'57.238
10	22.681	28.974	25.578	34.701	1'51.934	205,7	13:00'08.674	12	22.751	28.528	25.618	34.694	1'51.591	197,4	13:03'48.829
11	22.629	28.669	25.473	34.823	1'51.594	206,1	13:02'00.268	Race Time 22'30.289							
12	22.959	28.718	26.172	35.137	1'52.986	200,0	13:03'53.254								

Race Time 22'34.714

22° 39 E. VALENTIM GARCIA (1'51.716)

Lap	Seg1	Seg2	Seg3	Seg4	Lap Time	km/h	Local Time
1		29.651	26.176	35.098	2'01.420	150,8	12:43'19.960
2	22.622	29.036	25.839	35.168	1'52.665	210,5	12:45'12.625
3	22.645	29.119	25.657	34.945	1'52.366	206,9	12:47'04.991
4	22.930	28.691	25.553	34.796	1'51.970	203,8	12:48'56.961
5	22.664	29.229	25.594	35.058	1'52.545	199,3	12:50'49.506
6	22.380	28.618	25.616	35.102	1'51.716	207,7	12:52'41.222
7	22.677	28.586	25.487	34.967	1'51.717	200,0	12:54'32.939
8	22.742	28.639	25.554	35.068	1'52.003	204,9	12:56'24.942
9	22.603	28.547	25.738	34.906	1'51.794	203,8	12:58'16.736
10	22.517	28.807	25.724	34.701	1'51.749	206,5	13:00'08.485
11	22.458	28.594	25.435	35.247	1'51.734	207,7	13:02'00.219
12	22.827	28.770	26.146	35.304	1'53.047	202,2	13:03'53.266

Race Time 22'34.726

Race Time 22'35.066

23° 53 P. SVOBODA (1'51.813)

Lap	Seg1	Seg2	Seg3	Seg4	Lap Time	km/h	Local Time
1		29.411	25.743	35.178	2'00.261	151,0	12:43'18.801
2	23.312	29.041	26.027	34.792	1'53.172	200,0	12:45'11.973
3	23.017	28.732	25.592	34.833	1'52.174	205,7	12:47'04.147
4	22.971	28.809	28.373	35.007	1'55.160	203,8	12:48'59.307
5	22.847	28.945	27.979	35.321	1'55.092	201,5	12:50'54.399
6	23.261	28.986	25.658	35.182	1'53.087	195,7	12:52'47.486
7	23.071	28.805	25.633	35.322	1'52.831	193,9	12:54'40.317
8	23.128	28.962	25.513	35.307	1'52.910	191,5	12:56'33.227
9	23.180	29.103	25.690	35.260	1'53.233	191,2	12:58'26.460
10	23.192	28.968	25.811	35.293	1'53.264	191,8	13:00'19.724
11	23.391	29.262	26.213	35.421	1'54.287	190,5	13:02'14.011
12	23.135	28.716	25.221	34.741	1'51.813	192,9	13:04'05.824

Race Time 22'47.284

Race Time 22'47.025

24° 80 G. MASTROLUCA (1'51.911)

Lap	Seg1	Seg2	Seg3	Seg4	Lap Time	km/h	Local Time
1		29.697	25.784	35.471	2'00.260	140,8	12:43'18.800
2	23.030	28.892	25.584	35.184	1'52.690	199,3	12:45'11.490
3	23.242	28.722	25.606	35.011	1'52.581	208,5	12:47'04.071
4	22.788	28.701	25.475	34.947	1'51.911	205,3	12:48'55.982
5	22.545	28.784	25.614	35.051	1'51.994	201,1	12:50'47.976
6	22.758	28.764	25.435	35.000	1'51.957	201,5	12:52'39.933
7	23.137	28.801	25.452	35.008	1'52.398	211,8	12:54'32.331
8	22.704	28.790	25.571	35.666	1'52.731	203,4	12:56'25.062
9	22.839	28.644	25.607	35.087	1'52.177	205,7	12:58'17.239
10	22.679	28.914	25.723	34.853	1'52.169	204,2	13:00'09.408
11	22.660	28.793	25.515	35.088	1'52.056	203,0	13:02'01.464
12	22.556	28.917	25.531	35.162	1'52.166	202,2	13:03'53.630

Race Time 22'35.090

Race Time 22'31.358

RET 58 I. IGLESIAS (1'51.915)

Lap	Seg1	Seg2	Seg3	Seg4	Lap Time	km/h	Local Time
1		28.874	25.768	35.296	1'57.172	137,8	12:43'15.712
2	23.251	28.617	25.597	35.257	1'52.722	195,7	12:45'08.434
3	23.270	28.368	25.676	35.176	1'52.490	193,2	12:47'00.924
4	23.213	28.436	25.510	34.756	1'51.915	193,9	12:48'52.839

Race Time 7'34.299

Race Time 22'31.358

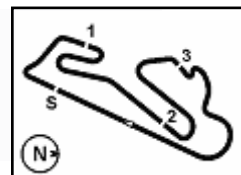
26° 69 T. ALBERTO (1'51.932)

Lap	Seg1	Seg2	Seg3	Seg4	Lap Time	km/h	Local Time
1		29.412	26.374	35.419	2'00.889	147,7	12:43'19.429
2	22.888	29.080	25.957	35.085	1'53.010	207,7	12:45'12.439
3	22.776	29.083	25.593	35.141	1'52.593	203,8	12:47'05.032

21/05/2022 P = Pits In/Out - C = Lap Time Cancelled

These data/results cannot be reproduced, stored and/or transmitted in whole or in part by any manner of electronic, mechanical, photocopying, recording, broadcasting or otherwise now known or herein after developed without the previous express consent by the copyright owner, except for reproduction in daily press and regular printed publications on sale to the public within 60 days of the event related to those data/results and always provided that copyright symbol appears together as follows below.

© DORNA WSBK ORGANIZATION Srl 2022



Estoril Round, 20-22 May 2022
Chronological Analysis Race 1

Start at 12:41'18.540

4 / 4

4	23.064	28.572	28.020	34.932	1'54.588	202,2	12:48'59.620	8	22.975	29.374	25.674	35.769	1'53.792	187,8	12:57'05.204
5	22.689	28.856	25.731	35.001	1'52.277	205,3	12:50'51.897	9	22.959	29.089	25.602	35.590	1'53.240	188,5	12:58'58.444
6	22.630	28.790	25.646	35.109	1'52.175	201,9	12:52'44.072	10	23.046	28.898	25.567	35.668	1'53.179	188,2	13:00'51.623
7	22.565	28.757	25.689	34.921	1'51.932	201,9	12:54'36.004	11	23.003	29.200	25.667	35.784	1'53.654	187,8	13:02'45.277
8	22.554	28.649	25.924	35.202	1'52.329	202,2	12:56'28.333	12	22.906	29.019	25.521	35.544	1'52.990	189,1	13:04'38.267
9	22.794	28.883	25.673	35.305	1'52.655	197,8	12:58'20.988								
10	22.853	28.892	25.685	35.382	1'52.812	194,9	13:00'13.800								
11	23.132	28.817	26.030	35.718	1'53.697	193,9	13:02'07.497								
12	22.949	29.216	26.864	35.374	1'54.403	195,3	13:04'01.900								

Race Time 23'19.727

Race Time 22'43.360

RET **43 H. KHOURI [1'52.061]**

Lap	Seg.1	Seg.2	Seg.3	Seg.4	Lap Time	km/h	Local Time
1		29.299	26.171	35.458	2'01.241	150,0	12:43'19.781
2	23.152	29.304	25.544	35.045	1'53.045	202,6	12:45'12.826
3	22.893	29.183	25.544	35.045	1'52.665	203,4	12:47'05.491
4	22.741	28.780	25.524	35.029	1'52.074	204,2	12:48'57.565
5	22.583	28.932	25.631	34.915	1'52.061	202,6	12:50'49.626
6	22.565	28.581	26.348	35.351	1'52.845	207,7	12:52'42.471
7	22.833	29.049	25.692	35.358	1'52.932	195,7	12:54'35.403
8	22.946	28.858	25.720	35.429	1'52.953	192,5	12:56'28.356
9	23.066	29.038	25.745	35.197	1'53.046	191,5	12:58'21.402
10	22.916	28.919	25.515	35.183	1'52.533	198,9	13:00'13.935

Race Time 18'55.395

28° **81 I. PERISTERAS [1'52.108]**

Lap	Seg.1	Seg.2	Seg.3	Seg.4	Lap Time	km/h	Local Time
1		29.487	26.095	35.562	2'01.286	152,3	12:43'19.826
2	23.013	28.989	25.887	35.915	1'53.804	208,1	12:45'13.630
3	22.959	28.797	25.622	35.245	1'52.623	200,7	12:47'06.253
4	22.776	28.964	25.658	35.164	1'52.562	199,6	12:48'58.815
5	22.818	28.807	25.603	35.066	1'52.294	198,5	12:50'51.109
6	22.630	28.752	25.630	35.224	1'52.236	197,8	12:52'43.345
7	22.642	28.628	25.680	35.158	1'52.108	198,2	12:54'35.453
8	22.783	28.915	26.228	35.461	1'53.387	197,1	12:56'28.840
9	22.765	28.824	25.627	35.287	1'52.503	198,2	12:58'21.343
10	22.794	28.794	25.685	35.171	1'52.444	198,9	13:00'13.787
11	22.845	28.984	25.885	35.737	1'53.451	194,2	13:02'07.238
12	22.919	29.368	26.605	35.825	1'54.717	191,5	13:04'01.955

Race Time 22'43.415

29° **64 H. DE CANCELLIS [1'52.405]**

Lap	Seg.1	Seg.2	Seg.3	Seg.4	Lap Time	km/h	Local Time
1		45.660	26.252	35.634	2'16.303	141,7	12:43'34.843
2	23.101	29.103	25.649	35.424	1'53.277	192,5	12:45'28.120
3	22.904	28.873	25.671	35.210	1'52.658	193,2	12:47'20.778
4	22.764	29.103	25.715	35.308	1'52.890	193,9	12:49'13.668
5	22.821	28.891	25.608	35.102	1'52.422	194,6	12:51'06.090
6	22.764	28.872	25.687	35.257	1'52.580	196,4	12:52'58.670
7	22.754	28.865	25.671	35.266	1'52.556	194,2	12:54'51.226
8	22.809	28.827	25.646	35.430	1'52.712	192,5	12:56'43.938
9	22.856	28.973	25.652	35.227	1'52.708	192,2	12:58'36.646
10	22.817	28.877	25.664	35.261	1'52.619	192,2	13:00'29.265
11	22.823	28.886	25.680	35.387	1'52.776	192,2	13:02'22.041
12	22.829	28.835	25.631	35.110	1'52.405	192,5	13:04'14.446

Race Time 22'55.906

30° **35 Y. SAIZ MARQUEZ [1'52.990]**

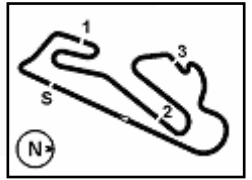
Lap	Seg.1	Seg.2	Seg.3	Seg.4	Lap Time	km/h	Local Time
1		29.821	26.106	35.791	2'30.423	148,1	12:43'48.963
2	23.421	29.251	25.826	35.867	1'54.365	189,8	12:45'43.328
3	23.106	29.121	25.790	35.597	1'53.614	189,5	12:47'36.942
4	23.014	29.401	25.707	35.553	1'53.675	189,1	12:49'30.617
5	23.032	29.185	25.746	35.590	1'53.553	189,8	12:51'24.170
6	23.023	29.261	25.639	35.612	1'53.535	189,8	12:53'17.705
7	23.042	29.128	25.821	35.716	1'53.707	189,5	12:55'11.412

21/05/2022 P = Pits In/Out - C = Lap Time Cancelled

These data/results cannot be reproduced, stored and/or transmitted in whole or in part by any manner of electronic, mechanical, photocopying, recording, broadcasting or otherwise now known or herein after developed without the previous express consent by the copyright owner, except for reproduction in daily press and regular printed publications on sale to the public within 60 days of the event related to those data/results and always provided that copyright symbol appears together as follows below.

© DORNA WSBK ORGANIZATION Srl 2022





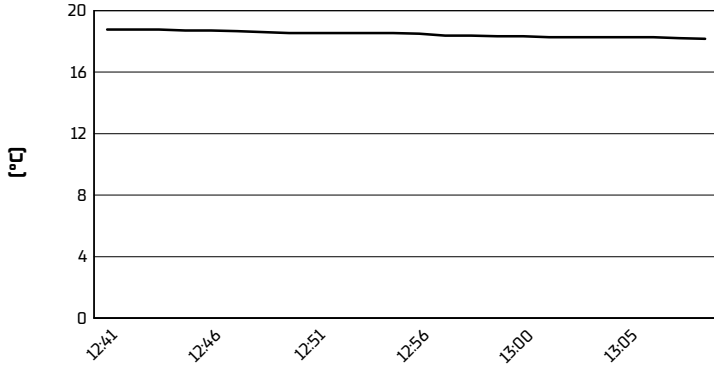
Circuito Estoril 4.182 m

Estoril Round, 20-22 May 2022

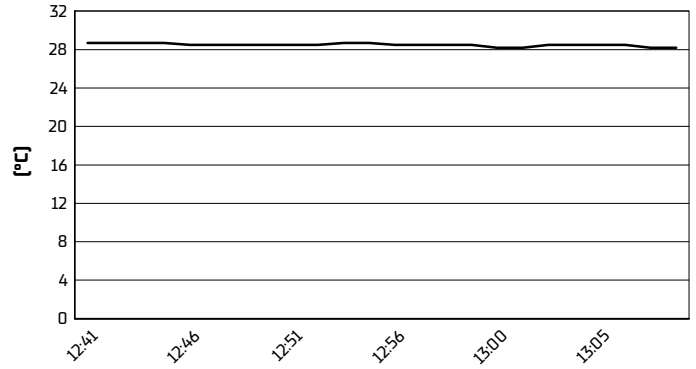
Weather Report Race 1

Session started 12:41 - Session ended 13:09

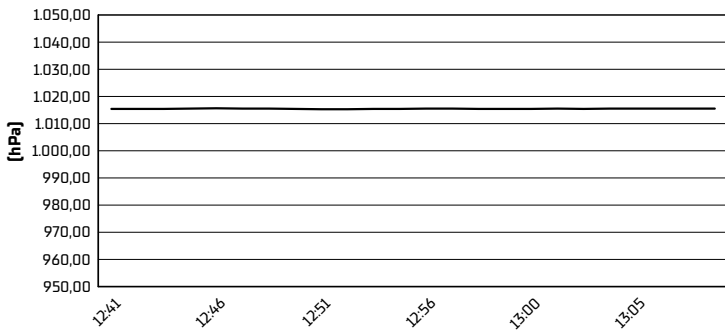
Air Temperature



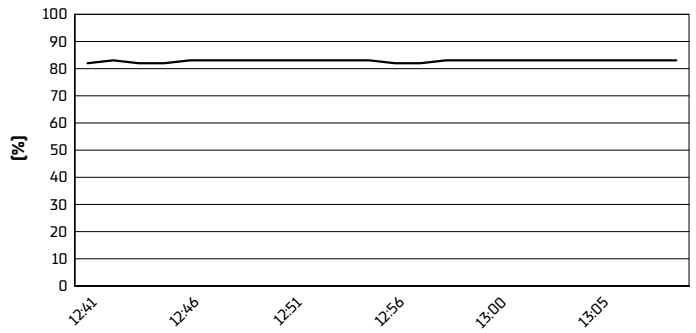
Track Temperature



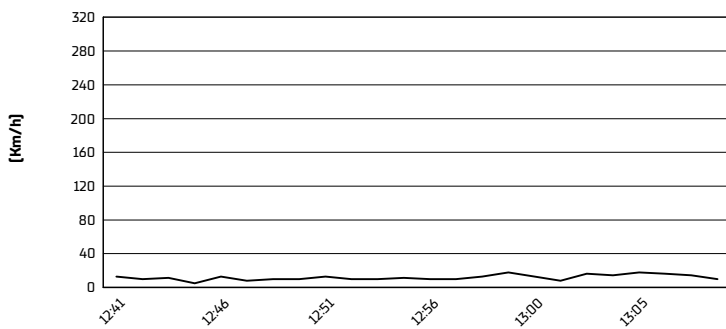
Air Pressure



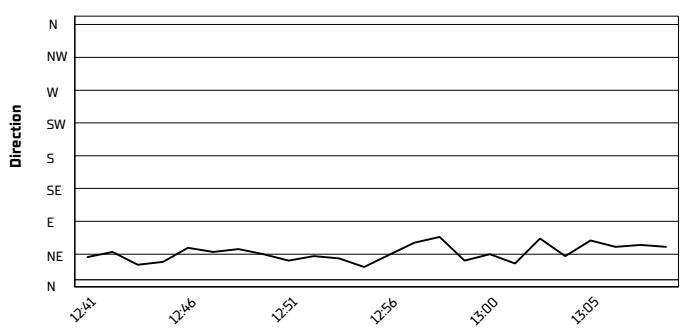
Humidity



Wind Speed



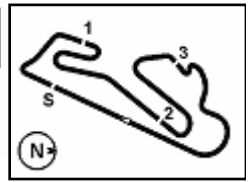
Wind Direction



21/05/2022

These data/results cannot be reproduced, stored and/or transmitted in whole or in part by any manner of electronic, mechanical, photocopying, recording, broadcasting or otherwise now known or herein after developed without the previous express consent by the copyright owner, except for reproduction in daily press and regular printed publications on sale to the public within 60 days of the event related to those data/results and always provided that copyright symbol appears together as follows below.

© DORNA WSBK ORGANIZATION Srl 2022



Circuito Estoril 4.182 m

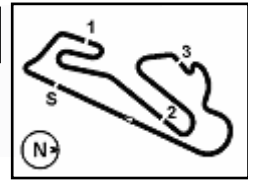
Estoril Round, 20-22 May 2022
Manufacturers Standings

	Points	Points From First	Points From Previous	April 10	April 24	May 22	June 12	July 12	September 11	September 25	October 9						
				ARAGON	ASSEN	ESTORIL	MISANO	MOST	MAGNY-COURS	BARCELONA	PORTIMAO						
1 YAMAHA	111			25 1 1	16 20 1 1	25 1											
2 KAWASAKI	96	15		13 13 3 3	25 25 2 2	20 2											
3 KTM	55	56	41	16 16 2 2	8 6 3 3	9 3											

21/05/2022 First Line: Championship Standings - Second Line: Ranking Progression

These data/results cannot be reproduced, stored and/or transmitted in whole or in part by any manner of electronic, mechanical, photocopying, recording, broadcasting or otherwise now known or herein after developed without the previous express consent by the copyright owner, except for reproduction in daily press and regular printed publications on sale to the public within 60 days of the event related to those data/results and always provided that copyright symbol appears together as follows below.

© DORNA WSBK ORGANIZATION Srl 2022



Circuito Estoril 4.182 m

Estoril Round, 20-22 May 2022
Pirelli Best Lap Award

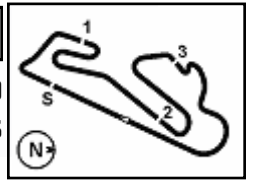
	Points	Points From First	Points From Previous	April 10	April 24	May 22	June 12	July 12	September 11	September 25	October 9							
				ARAGON	ASSEN	ESTORIL	MISANO	MOST	MAGNY-COURS	BARCELONA	PORTIMAO							
1 DI SORA Samuel (FRA)	2				1	1												
2 OKAYA Yuta (JPN)	1	1			1													
3 VANNUCCI Matteo (ITA)	1	1	0		1													
4 GARCIA Marc (ESP)	1	1	0	1														

21/05/2022

First Line: Championship Standings - Second Line: Ranking Progression

These data/results cannot be reproduced, stored and/or transmitted in whole or in part by any manner of electronic, mechanical, photocopying, recording, broadcasting or otherwise now known or herein after developed without the previous express consent by the copyright owner, except for reproduction in daily press and regular printed publications on sale to the public within 60 days of the event related to those data/results and always provided that copyright symbol appears together as follows below.

© DORNA WSBK ORGANIZATION Srl 2022



Estoril Round, 20-22 May 2022
Best Laps & Speed

No.	Rider Bike	Nat	Best Lap		FP1		FP2		SP		RC1	
			LL	SPD	LL	SPD	LL	SPD	LL	SPD	LL	SPD
1	61 Y. OKAYA Kawasaki Ninja 400	JPN	1'50.476 46 214,2		1'52.684 12 211,7		1'52.128 13 214,2		1'50.476 9 206,5		1'51.113 12 212,1	
2	46 S. DI SORA Kawasaki Ninja 400	FRA	1'50.569 43 214,7		1'52.040 12 208,4		1'51.780 11 214,7		1'51.109 8 208,0		1'50.569 12 208,0	
3	77 R. BIJMAN Kawasaki Ninja 400	NED	1'50.944 44 214,7		1'53.272 13 210,1		1'52.395 12 214,7		1'52.375 7 210,9		1'50.944 12 214,2	
4	85 K. SABATUCCI Kawasaki Ninja 400	ITA	1'50.978 44 215,5		1'52.449 12 210,5		1'51.574 13 215,5		1'51.204 7 209,7		1'50.978 12 211,7	
5	41 M. GARCIA Yamaha YZF-R3	ESP	1'50.994 42 212,6		1'51.428 10 211,7		1'51.940 12 212,6		1'50.994 8 200,7		1'51.075 12 208,9	
6	47 F. SEABRIGHT Yamaha YZF-R3	GBR	1'51.024 45 216,0		1'52.577 12 214,7		1'52.232 12 216,0		1'51.814 9 197,4		1'51.024 12 211,7	
7	93 M. GAGGI Yamaha YZF-R3	ITA	1'51.029 43 213,0		1'52.987 11 209,7		1'52.525 12 212,6		1'52.167 8 208,4		1'51.029 12 213,0	
8	12 H. MAIER Yamaha YZF-R3	BRA	1'51.148 34 212,6		1'52.312 10 210,9		1'52.260 12 211,7				1'51.148 12 212,6	
9	60 D. GEIGER Kawasaki Ninja 400	GER	1'51.215 47 213,4		1'51.695 13 209,7		1'52.107 15 212,1		1'52.562 7 201,4		1'51.215 12 213,4	
10	8 B. IERACI Kawasaki Ninja 400	ITA	1'51.236 45 215,1		1'52.203 13 212,1		1'51.911 13 215,1		1'51.719 7 210,5		1'51.236 12 214,2	
11	58 I. IGLESIAS Kawasaki Ninja 400	ESP	1'51.259 33 213,0		1'51.832 11 213,0		1'51.965 11 212,1		1'51.259 7 213,0		1'51.915 4 200,7	
12	27 A. DIAZ Yamaha YZF-R3	ESP	1'51.273 43 213,0		1'52.688 11 210,9		1'51.917 12 213,0		1'51.442 8 207,2		1'51.273 12 208,0	
13	72 V. STEEMAN Kawasaki Ninja 400	NED	1'51.275 46 218,1		1'52.218 12 212,1		1'51.737 14 218,1		1'51.334 8 206,5		1'51.275 12 208,0	
14	16 D. BORGES Kawasaki Ninja 400	POR	1'51.301 48 210,1		1'52.317 13 203,7		1'52.023 14 210,1		1'51.963 9 198,5		1'51.301 12 207,6	
15	14 A. MILLAN Kawasaki Ninja 400	ESP	1'51.353 41 214,7		1'52.176 10 210,5		1'53.034 12 214,7		1'51.463 7 209,3		1'51.353 12 209,7	
16	28 L. LEHMANN KTM RC 390 R	GER	1'51.366 45 215,1		1'52.489 13 209,7		1'52.357 13 215,1		1'52.431 7 204,5		1'51.366 12 211,7	
17	23 S. MARKARIAN Kawasaki Ninja 400	FRA	1'51.423 42 213,8		1'53.799 12 210,9		1'52.579 11 213,8		1'52.167 7 202,6		1'51.423 12 213,4	
18	91 M. VANNUCCI Yamaha YZF-R3	ITA	1'51.436 51 211,7		1'51.992 15 207,6		1'52.522 15 209,3		1'51.436 9 197,8		1'51.591 12 211,7	
19	59 A. ZANCA Kawasaki Ninja 400	ITA	1'51.437 48 213,8		1'52.643 13 212,1		1'52.658 15 213,8		1'51.437 8 210,5		1'51.555 12 208,0	
20	88 D. MOGEDA Kawasaki Ninja 400	ESP	1'51.491 45 213,8		1'52.653 14 209,3		1'52.235 12 213,8		1'52.506 7 203,7		1'51.491 12 208,0	
21	2 I. GARCIA ABELLA Yamaha YZF-R3	ESP	1'51.509 42 212,1		1'51.762 10 209,3		1'53.320 12 212,1		1'52.303 8 201,1		1'51.509 12 208,9	
22	26 M. GENNAI Yamaha YZF-R3	ITA	1'51.519 38 214,7		1'51.983 9 206,9		1'51.861 14 214,7		1'51.744 3 193,5		1'51.519 12 193,9	
23	80 G. MASTROLUCA Yamaha YZF-R3	ITA	1'51.646 45 212,6		1'53.107 12 207,6		1'52.785 13 212,6		1'51.646 8 204,5		1'51.911 12 211,7	
24	39 E. VALENTIM GARCIA Yamaha YZF-R3	BRA	1'51.716 42 213,0		1'53.860 12 204,9		1'52.686 12 213,0		1'53.173 6 196,0		1'51.716 12 210,5	
25	64 H. DE CANCELLIS Kawasaki Ninja 400	FRA	1'51.744 48 219,5		1'52.700 14 213,4		1'52.851 15 219,5		1'51.744 7 211,3		1'52.405 12 196,3	

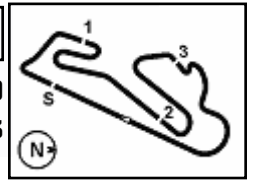
21/05/2022

These data/results cannot be reproduced, stored and/or transmitted in whole or in part by any manner of electronic, mechanical, photocopying, recording, broadcasting or otherwise now known or herein after developed without the previous express consent by the copyright owner, except for reproduction in daily press and regular printed publications on sale to the public within 60 days of the event related to those data/results and always provided that copyright symbol appears together as follows below.

© DORNA WSBK ORGANIZATION Srl 2022

FICR PERUGIA TIMING





Estoril Round, 20-22 May 2022
Best Laps & Speed

No.	Rider	Nat	Best Lap		FP1		FP2		SP		RC1							
			LL	SPD	LL	SPD	LL	SPD	LL	SPD	LL	SPD						
26	53 P. SVOBODA Kawasaki Ninja 400	CZE	1'51.813 44 213,4		1'52.381 12 208,4		1'52.179 12 213,4		1'52.633 8 208,0		1'51.813 12 205,7							
27	69 T. ALBERTO Kawasaki Ninja 400	PHI	1'51.932 44 216,0		1'53.417 12 211,7		1'52.584 12 216,0		1'52.223 8 202,2		1'51.932 12 207,6							
28	43 H. KHOURI Kawasaki Ninja 400	AUS	1'52.061 40 208,0		1'52.134 11 207,6		1'53.399 14 208,0		1'52.949 5 196,7		1'52.061 10 207,6							
29	81 I. PERISTERAS Yamaha YZF-R3	GRE	1'52.108 44 212,1		1'53.437 13 206,5		1'52.742 12 212,1		1'53.228 7 198,9		1'52.108 12 208,0							
30	35 Y. SAIZ MARQUEZ Kawasaki Ninja 400	ESP	1'52.409 45 209,3		1'53.285 12 209,3		1'53.306 12 208,4		1'52.409 9 203,0		1'52.990 12 189,8							
31	79 T. ALONSO Kawasaki Ninja 400	POR	1'52.897 26 211,3		1'53.578 4 208,4		1'52.937 13 211,3		1'52.897 9 204,1									
32	18 I. OFFER Yamaha YZF-R3	GBR	1'54.705 47 207,6		1'55.799 14 203,7		1'54.705 14 207,6		1'55.378 7 192,8		1'55.020 12 190,4							

21/05/2022

These data/results cannot be reproduced, stored and/or transmitted in whole or in part by any manner of electronic, mechanical, photocopying, recording, broadcasting or otherwise now known or herein after developed without the previous express consent by the copyright owner, except for reproduction in daily press and regular printed publications on sale to the public within 60 days of the event related to those data/results and always provided that copyright symbol appears together as follows below.

© DORNA WSBK ORGANIZATION Srl 2022