

Estoril Round, 20-22 May 2022
Results Free Practice 2nd Session

No.	Rider	Nat	Team	Bike	Time	Gap	Rel.	Laps	Speed	
									Avg	Max
1	85 K. SABATUCCI	ITA	Kawasaki GP Project	Kawasaki Ninja 400	1'51.574			13	134,935	215,6
2	72 V. STEEMAN	NED	MTM Kawasaki	Kawasaki Ninja 400	1'51.737	0.163	0.163	14	134,738	218,2
3	46 S. DI SORA	FRA	Leader Team Flembbo	Kawasaki Ninja 400	1'51.780	0.206	0.043	11	134,686	214,7
4	26 M. GENNAI	ITA	Team BrCorse	Yamaha YZF-R3	1'51.861	0.287	0.081	14	134,588	214,7
5	8 B. IERACI	ITA	Prodina Racing WorldSSP300	Kawasaki Ninja 400	1'51.911	0.337	0.050	13	134,528	215,1
6	27 A. DIAZ	ESP	Arco Motor University Team	Yamaha YZF-R3	1'51.917	0.343	0.006	12	134,521	213,0
7	41 M. GARCIA	ESP	Yamaha MS Racing	Yamaha YZF-R3	1'51.940	0.366	0.023	12	134,493	212,6
8	58 I. IGLESIAS	ESP	SMW Racing	Kawasaki Ninja 400	1'51.965	0.391	0.025	11	134,463	212,2
9	16 D. BORGES	PDR	Rame Moto Racing	Kawasaki Ninja 400	1'52.023	0.449	0.058	14	134,394	210,1
10	60 D. BORGES	GER	Fusport-RT Motorsports by SKM-Kawasaki	Kawasaki Ninja 400	1'52.107	0.533	0.084	15	134,293	212,2
11	61 Y. OKAYA	JPN	MTM Kawasaki	Kawasaki Ninja 400	1'52.128	0.554	0.021	13	134,268	214,3
12	53 P. SVOBODA	CZE	Accolade Smrz Racing	Kawasaki Ninja 400	1'52.179	0.605	0.051	12	134,207	213,4
13	47 F. SEABRIGHT	GBR	Vinales Racing Team	Yamaha YZF-R3	1'52.232	0.658	0.053	12	134,144	216,0
14	88 D. MOGEDA	ESP	Team#109 Kawasaki	Kawasaki Ninja 400	1'52.235	0.661	0.003	12	134,140	213,9
15	12 H. MAIER	BRA	AD78 Team Brasil by MS Racing	Yamaha YZF-R3	1'52.260	0.686	0.025	12	134,110	211,8
16	28 L. LEHMANN	GER	Freudenberg KTM - Paligo Racing	KTM RC 390 R	1'52.357	0.783	0.097	13	133,994	215,1
17	77 R. BIJMAN	NED	MTM Kawasaki	Kawasaki Ninja 400	1'52.395	0.821	0.038	12	133,949	214,7
18	91 M. VANNUCCI	ITA	AG Motorsport Italia Yamaha	Yamaha YZF-R3	1'52.522	0.948	0.127	15	133,798	209,3
19	93 M. GAGGI	ITA	Vinales Racing Team	Yamaha YZF-R3	1'52.525	0.951	0.003	12	133,794	212,6
20	23 S. MARKARIAN	FRA	Leader Team Flembbo	Kawasaki Ninja 400	1'52.579	1.005	0.054	11	133,730	213,9
21	69 T. ALBERTO	PHI	Fusport-RT Motorsports by SKM-Kawasaki	Kawasaki Ninja 400	1'52.584	1.010	0.005	12	133,724	216,0
22	59 A. ZANCA	ITA	Kawasaki GP Project	Kawasaki Ninja 400	1'52.658	1.084	0.074	15	133,636	213,9
23	39 E. VALENTIM GARCIA	BRA	AD78 Team Brasil by MS Racing	Yamaha YZF-R3	1'52.686	1.112	0.028	12	133,603	213,0
24	81 I. PERISTERAS	GRE	ProGP Racing	Yamaha YZF-R3	1'52.742	1.168	0.056	12	133,537	212,2
25	80 G. MASTROLUCA	ITA	ProGP Racing	Yamaha YZF-R3	1'52.785	1.211	0.043	13	133,486	212,6
26	64 H. DE CANCELLIS	FRA	Prodina Racing WorldSSP300	Kawasaki Ninja 400	1'52.851	1.277	0.066	15	133,408	219,5
27	79 T. ALONSO	PDR	Quaresma Racing Team	Kawasaki Ninja 400	1'52.937	1.363	0.086	13	133,306	211,4
28	14 A. MILLAN	ESP	SMW Racing	Kawasaki Ninja 400	1'53.034	1.460	0.097	12	133,192	214,7
29	35 Y. SAIZ MARQUEZ	ESP	Accolade Smrz Racing	Kawasaki Ninja 400	1'53.306	1.732	0.272	12	132,872	208,5
30	2 I. GARCIA ABELLA	ESP	Yamaha MS Racing	Yamaha YZF-R3	1'53.320	1.746	0.014	12	132,856	212,2
31	43 H. KHOURI	AUS	Team#109 Kawasaki	Kawasaki Ninja 400	1'53.399	1.825	0.079	14	132,763	208,1
32	18 I. OFFER	GBR	Team BrCorse	Yamaha YZF-R3	1'54.705	3.131	1.306	14	131,251	207,7

Qualifying Lap Time (105% of 1'51.574): 1'57.153

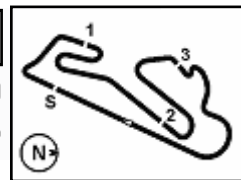
AIR	Humidity:	55%	Temp:	26°C
TRACK	Condition:	Dry	Temp:	41°C

Records	Pole	(SP)	2020 N.Kalinin	1'50.798	135,880	Km/h
	Race	(RC1)	2020 K.Meuffels	1'50.496	136,250	Km/h
	All Times	(RC1)	2020 K.Meuffels	1'50.496	136,250	Km/h

Start 20/05/2022 14:15 End 14:48 The results are provisional until the end of the time limit for protests and appeals and the completion of the technical checks.

These data/results cannot be reproduced, stored and/or transmitted in whole or in part by any manner of electronic, mechanical, photocopying, recording, broadcasting or otherwise now known or herein after developed without the previous express consent by the copyright owner, except for reproduction in daily press and regular printed publications on sale to the public within 60 days of the event related to those data/results and always provided that copyright symbol appears together as follows below.

© DORNA WSBK ORGANIZATION Srl 2022


Estoril Round, 20-22 May 2022
Results Free Practice 2nd Session
Session Highlights

Local Time	No. Rider	Description
14.17.43	81 I. PERISTERAS	Crashed - Turn 1
14.18.17	81 I. PERISTERAS	Re-joined
14.25.24	18 I. OFFER	Lap Cancelled [1'56.206] - Exceeded Track Limits - Turn 13
14.27.00	12 H. MAIER	Lap Cancelled [1'54.154] - Exceeded Track Limits - Turn 1
14.29.37	61 Y. OKAYA	Lap Cancelled [1'53.453] - Exceeded Track Limits - Turn 13
14.29.53	8 B. IERACI	Lap Cancelled [2'12.904] - Exceeded Track Limits - Turn 7
14.31.09	26 M. GENNAI	Lap Cancelled [2'08.572] - Exceeded Track Limits - Turn 7
14.34.55	60 D. GEIGER	Lap Cancelled [2'00.413] - Exceeded Track Limits - Turn 1
14.36.54	79 T. ALONSO	Lap Cancelled [1'59.740] - Exceeded Track Limits - Turn 4
14.37.07	12 H. MAIER	Lap Cancelled [7'44.986] - Exceeded Track Limits - Turn 4
14.39.18	23 S. MARKARIAN	Lap Cancelled [9'23.956] - Exceeded Track Limits - Turn 13
14.40.43	69 T. ALBERTO	Lap Cancelled [1'54.502] - Exceeded Track Limits - Turn 4
14.44.27	80 G. MASTROLUCA	Lap Cancelled [1'55.000] - Exceeded Track Limits - Turn 7
14.45.24	58 I. IGLESIAS	Technical Problem - Turn 4
14.47.27	18 I. OFFER	Lap Cancelled [1'58.183] - Exceeded Track Limits - Turn 13
14.49.39	93 M. GAGGI	Lap Cancelled [1'52.529] - Exceeded Track Limits - Turn 13

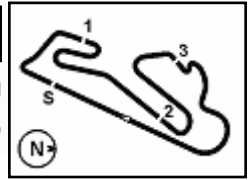
Fastest Laps Sequence

No.	Rider	Nat	Team	Bike	Local Time	Time	Gap	Avg
35	Y. SAIZ MARQUEZ	ESP	Accolade Smrz Racing	Kawasaki Ninja 400	14:19'08.828	1'55.785		130,027
16	D. BORGES	POR	Rame Moto Racing	Kawasaki Ninja 400	14:19'09.210	1'52.668	-3.117	133,624
8	B. IERACI	ITA	Prodina Racing WorldSSP300	Kawasaki Ninja 400	14:19'12.690	1'52.576	-0.092	133,734
27	A. DIAZ	ESP	Arco Motor University Team	Yamaha YZF-R3	14:19'18.780	1'52.554	-0.022	133,760
46	S. DI SORA	FRA	Leader Team Flembbo	Kawasaki Ninja 400	14:21'02.064	1'52.430	-0.124	133,907
60	D. GEIGER	GER	Fusport-RT Motorsports by SKM-Kawasaki	Kawasaki Ninja 400	14:21'08.415	1'52.260	-0.170	134,110
27	A. DIAZ	ESP	Arco Motor University Team	Yamaha YZF-R3	14:24'56.817	1'52.113	-0.147	134,286
46	S. DI SORA	FRA	Leader Team Flembbo	Kawasaki Ninja 400	14:26'52.867	1'51.780	-0.333	134,686
72	V. STEEMAN	NED	MTM Kawasaki	Kawasaki Ninja 400	14:42'18.598	1'51.737	-0.043	134,738
85	K. SABATUCCI	ITA	Kawasaki GP Project	Kawasaki Ninja 400	14:42'22.624	1'51.574	-0.163	134,935

20/05/2022 Start End The results are provisional until the end of the time limit for protests and appeals and the completion of the technical checks.

These data/results cannot be reproduced, stored and/or transmitted in whole or in part by any manner of electronic, mechanical, photocopying, recording, broadcasting or otherwise now known or herein after developed without the previous express consent by the copyright owner, except for reproduction in daily press and regular printed publications on sale to the public within 60 days of the event related to those data/results and always provided that copyright symbol appears together as follows below.

© DORNA WSBK ORGANIZATION Srl 2022



Circuito Estoril 4.182 m

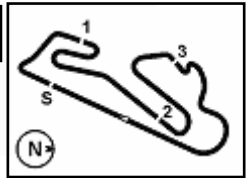
Estoril Round, 20-22 May 2022
Free Practices Combined Results after FP2

No.	Rider	Nat	Team	Bike	FP1	FP2	Time	Gap	Rel.	Avg	LL
1	41 M. GARCIA	ESP	Yamaha MS Racing	Yamaha YZF-R3	1'51.428	1'51.940	1'51.428			135,111	22
2	85 K. SABATUCCI	ITA	Kawasaki GP Project	Kawasaki Ninja 400	1'52.449	1'51.574	1'51.574	0.146	0.146	134,935	25
3	60 D. GEIGER	GER	Fusport-RT Motorsports by SKM-Kawasaki	Kawasaki Ninja 400	1'51.695	1'52.107	1'51.695	0.267	0.121	134,788	28
4	72 V. STEEMAN	NED	MTM Kawasaki	Kawasaki Ninja 400	1'52.218	1'51.737	1'51.737	0.309	0.042	134,738	26
5	2 I. GARCIA ABELLA	ESP	Yamaha MS Racing	Yamaha YZF-R3	1'51.762	1'53.320	1'51.762	0.334	0.025	134,708	22
6	46 S. DI SORA	FRA	Leader Team Flembbo	Kawasaki Ninja 400	1'52.040	1'51.780	1'51.780	0.352	0.018	134,686	23
7	58 I. IGLESIAS	ESP	SMW Racing	Kawasaki Ninja 400	1'51.832	1'51.965	1'51.832	0.404	0.052	134,623	22
8	26 M. GENNAI	ITA	Team BrCorse	Yamaha YZF-R3	1'51.983	1'51.861	1'51.861	0.433	0.029	134,588	23
9	8 B. IERACI	ITA	Prodina Racing WorldSSP300	Kawasaki Ninja 400	1'52.203	1'51.911	1'51.911	0.483	0.050	134,528	26
10	27 A. DIAZ	ESP	Arco Motor University Team	Yamaha YZF-R3	1'52.688	1'51.917	1'51.917	0.489	0.006	134,521	23
11	91 M. VANNUCCI	ITA	AG Motorsport Italia Yamaha	Yamaha YZF-R3	1'51.992	1'52.522	1'51.992	0.564	0.075	134,431	30
12	16 D. BORGES	POR	Rame Moto Racing	Kawasaki Ninja 400	1'52.317	1'52.023	1'52.023	0.595	0.031	134,394	27
13	61 Y. OKAYA	JPN	MTM Kawasaki	Kawasaki Ninja 400	1'52.684	1'52.128	1'52.128	0.700	0.105	134,268	25
14	43 H. KHOURI	AUS	Team#109 Kawasaki	Kawasaki Ninja 400	1'52.134	1'53.399	1'52.134	0.706	0.006	134,261	25
15	14 A. MILLAN	ESP	SMW Racing	Kawasaki Ninja 400	1'52.176	1'53.034	1'52.176	0.748	0.042	134,211	22
16	53 P. SVOBODA	CZE	Accolade Smrz Racing	Kawasaki Ninja 400	1'52.381	1'52.179	1'52.179	0.751	0.003	134,207	24
17	47 F. SEABRIGHT	GBR	Vinales Racing Team	Yamaha YZF-R3	1'52.577	1'52.232	1'52.232	0.804	0.053	134,144	24
18	88 D. MOGEDA	ESP	Team#109 Kawasaki	Kawasaki Ninja 400	1'52.653	1'52.235	1'52.235	0.807	0.003	134,140	26
19	12 H. MAIER	BRA	AD78 Team Brasil by MS Racing	Yamaha YZF-R3	1'52.312	1'52.260	1'52.260	0.832	0.025	134,110	22
20	28 L. LEHMANN	GER	Freudenberg KTM - Paligo Racing	KTM RC 390 R	1'52.489	1'52.357	1'52.357	0.929	0.097	133,994	26
21	77 R. BIJMAN	NED	MTM Kawasaki	Kawasaki Ninja 400	1'53.272	1'52.395	1'52.395	0.967	0.038	133,949	25
22	93 M. GAGGI	ITA	Vinales Racing Team	Yamaha YZF-R3	1'52.987	1'52.525	1'52.525	1.097	0.130	133,794	23
23	23 S. MARKARIAN	FRA	Leader Team Flembbo	Kawasaki Ninja 400	1'53.799	1'52.579	1'52.579	1.151	0.054	133,730	23
24	69 T. ALBERTO	PHI	Fusport-RT Motorsports by SKM-Kawasaki	Kawasaki Ninja 400	1'53.417	1'52.584	1'52.584	1.156	0.005	133,724	24
25	59 A. ZANCA	ITA	Kawasaki GP Project	Kawasaki Ninja 400	1'52.643	1'52.658	1'52.643	1.215	0.059	133,654	28
26	39 E. VALENTIM GARCIA	BRA	AD78 Team Brasil by MS Racing	Yamaha YZF-R3	1'53.860	1'52.686	1'52.686	1.258	0.043	133,603	24
27	64 H. DE CANCELLIS	FRA	Prodina Racing WorldSSP300	Kawasaki Ninja 400	1'52.700	1'52.851	1'52.700	1.272	0.014	133,587	29
28	81 I. PERISTERAS	GRE	ProGP Racing	Yamaha YZF-R3	1'53.437	1'52.742	1'52.742	1.314	0.042	133,537	25
29	80 G. MASTROLUCA	ITA	ProGP Racing	Yamaha YZF-R3	1'53.107	1'52.785	1'52.785	1.357	0.043	133,486	25
30	79 T. ALONSO	POR	Quaresma Racing Team	Kawasaki Ninja 400	1'53.578	1'52.937	1'52.937	1.509	0.152	133,306	17
31	35 Y. SAIZ MARQUEZ	ESP	Accolade Smrz Racing	Kawasaki Ninja 400	1'53.285	1'53.306	1'53.285	1.857	0.348	132,897	24
32	18 I. OFFER	GBR	Team BrCorse	Yamaha YZF-R3	1'55.799	1'54.705	1'54.705	3.277	1.420	131,251	28

20/05/2022

These data/results cannot be reproduced, stored and/or transmitted in whole or in part by any manner of electronic, mechanical, photocopying, recording, broadcasting or otherwise now known or herein after developed without the previous express consent by the copyright owner, except for reproduction in daily press and regular printed publications on sale to the public within 60 days of the event related to those data/results and always provided that copyright symbol appears together as follows below.

© DORNA WSBK ORGANIZATION Srl 2022



Circuito Estoril 4.182 m

Estoril Round, 20-22 May 2022
Best Sectors & Speed Free Practice 2nd Session

BEST LAP

1	85	K. SABATUCCI	Kawasaki Ninja 400	1'51.574
2	72	V. STEEMAN	Kawasaki Ninja 400	1'51.737
3	46	S. DI SORA	Kawasaki Ninja 400	1'51.780
4	26	M. GENNAI	Yamaha YZF-R3	1'51.861
5	8	B. IERACI	Kawasaki Ninja 400	1'51.911
6	27	A. DIAZ	Yamaha YZF-R3	1'51.917
7	41	M. GARCIA	Yamaha YZF-R3	1'51.940
8	58	I. IGLESIAS	Kawasaki Ninja 400	1'51.965
9	16	D. BORGES	Kawasaki Ninja 400	1'52.023
10	60	D. GEIGER	Kawasaki Ninja 400	1'52.107
11	61	Y. OKAYA	Kawasaki Ninja 400	1'52.128
12	53	P. SVOBODA	Kawasaki Ninja 400	1'52.179
13	47	F. SEABRIGHT	Yamaha YZF-R3	1'52.232
14	88	D. MOGEDA	Kawasaki Ninja 400	1'52.235
15	12	H. MAIER	Yamaha YZF-R3	1'52.260
16	28	L. LEHMANN	KTM RC 390 R	1'52.357
17	77	R. BIJMAN	Kawasaki Ninja 400	1'52.395
18	91	M. VANNUCCI	Yamaha YZF-R3	1'52.522
19	93	M. GAGGI	Yamaha YZF-R3	1'52.525
20	23	S. MARKARIAN	Kawasaki Ninja 400	1'52.579
21	69	T. ALBERTO	Kawasaki Ninja 400	1'52.584
22	59	A. ZANCA	Kawasaki Ninja 400	1'52.658
23	39	E. VALENTIM GARCIA	Yamaha YZF-R3	1'52.686
24	81	I. PERISTERAS	Yamaha YZF-R3	1'52.742
25	80	G. MASTROLUCCA	Yamaha YZF-R3	1'52.785
26	64	H. DE CANCELLIS	Kawasaki Ninja 400	1'52.851
27	79	T. ALONSO	Kawasaki Ninja 400	1'52.937
28	14	A. MILLAN	Kawasaki Ninja 400	1'53.034
29	35	Y. SAIZ MARQUEZ	Kawasaki Ninja 400	1'53.306
30	2	I. GARCIA ABELLA	Yamaha YZF-R3	1'53.320
31	43	H. KHOURI	Kawasaki Ninja 400	1'53.399
32	18	I. OFFER	Yamaha YZF-R3	1'54.705

SPEED

1	64	H. DE CANCELLIS	Kawasaki Ninja 400	219,5
2	72	V. STEEMAN	Kawasaki Ninja 400	218,2
3	47	F. SEABRIGHT	Yamaha YZF-R3	216,0
4	69	T. ALBERTO	Kawasaki Ninja 400	216,0
5	85	K. SABATUCCI	Kawasaki Ninja 400	215,6
6	8	B. IERACI	Kawasaki Ninja 400	215,1
7	28	L. LEHMANN	KTM RC 390 R	215,1
8	14	A. MILLAN	Kawasaki Ninja 400	214,7
9	77	R. BIJMAN	Kawasaki Ninja 400	214,7
10	26	M. GENNAI	Yamaha YZF-R3	214,7
11	46	S. DI SORA	Kawasaki Ninja 400	214,7
12	61	Y. OKAYA	Kawasaki Ninja 400	214,3
13	23	S. MARKARIAN	Kawasaki Ninja 400	213,9
14	59	A. ZANCA	Kawasaki Ninja 400	213,9
15	88	D. MOGEDA	Kawasaki Ninja 400	213,9
16	53	P. SVOBODA	Kawasaki Ninja 400	213,4
17	39	E. VALENTIM GARCIA	Yamaha YZF-R3	213,0
18	27	A. DIAZ	Yamaha YZF-R3	213,0
19	41	M. GARCIA	Yamaha YZF-R3	212,6
20	80	G. MASTROLUCCA	Yamaha YZF-R3	212,6
21	93	M. GAGGI	Yamaha YZF-R3	212,6
22	60	D. GEIGER	Kawasaki Ninja 400	212,2
23	81	I. PERISTERAS	Yamaha YZF-R3	212,2
24	58	I. IGLESIAS	Kawasaki Ninja 400	212,2
25	2	I. GARCIA ABELLA	Yamaha YZF-R3	212,2
26	12	H. MAIER	Yamaha YZF-R3	211,8
27	79	T. ALONSO	Kawasaki Ninja 400	211,4
28	16	D. BORGES	Kawasaki Ninja 400	210,1
29	91	M. VANNUCCI	Yamaha YZF-R3	209,3
30	35	Y. SAIZ MARQUEZ	Kawasaki Ninja 400	208,5
31	43	H. KHOURI	Kawasaki Ninja 400	208,1
32	18	I. OFFER	Yamaha YZF-R3	207,7

SEG. 1

1	72	V. STEEMAN	22.328
2	26	M. GENNAI	22.364
3	85	K. SABATUCCI	22.368
4	47	F. SEABRIGHT	22.403
5	41	M. GARCIA	22.435
6	46	S. DI SORA	22.435
7	8	B. IERACI	22.441
8	12	H. MAIER	22.450
9	69	T. ALBERTO	22.451
10	60	D. GEIGER	22.485
11	28	L. LEHMANN	22.494
12	53	P. SVOBODA	22.496
13	77	R. BIJMAN	22.530
14	61	Y. OKAYA	22.535
15	16	D. BORGES	22.540
16	58	I. IGLESIAS	22.579
17	27	A. DIAZ	22.590
18	39	E. VALENTIM GARCIA	22.592
19	91	M. VANNUCCI	22.592
20	23	S. MARKARIAN	22.597
21	88	D. MOGEDA	22.598
22	64	H. DE CANCELLIS	22.609
23	93	M. GAGGI	22.618
24	81	I. PERISTERAS	22.629
25	80	G. MASTROLUCCA	22.641
26	79	T. ALONSO	22.666
27	2	I. GARCIA ABELLA	22.669
28	59	A. ZANCA	22.681
29	14	A. MILLAN	22.684
30	43	H. KHOURI	22.709
31	35	Y. SAIZ MARQUEZ	22.726
32	18	I. OFFER	23.065

SEG. 2

1	26	M. GENNAI	28.802
2	27	A. DIAZ	28.860
3	41	M. GARCIA	28.869
4	46	S. DI SORA	28.889
5	72	V. STEEMAN	28.904
6	16	D. BORGES	28.925
7	93	M. GAGGI	28.942
8	28	L. LEHMANN	28.984
9	61	Y. OKAYA	29.000
10	85	K. SABATUCCI	29.038
11	58	I. IGLESIAS	29.047
12	60	D. GEIGER	29.051
13	69	T. ALBERTO	29.094
14	79	T. ALONSO	29.136
15	12	H. MAIER	29.139
16	53	P. SVOBODA	29.150
17	81	I. PERISTERAS	29.158
18	91	M. VANNUCCI	29.178
19	8	B. IERACI	29.180
20	77	R. BIJMAN	29.198
21	88	D. MOGEDA	29.227
22	39	E. VALENTIM GARCIA	29.241
23	2	I. GARCIA ABELLA	29.252
24	80	G. MASTROLUCCA	29.260
25	64	H. DE CANCELLIS	29.279
26	23	S. MARKARIAN	29.282
27	59	A. ZANCA	29.339
28	47	F. SEABRIGHT	29.345
29	43	H. KHOURI	29.368
30	14	A. MILLAN	29.509
31	35	Y. SAIZ MARQUEZ	29.564
32	18	I. OFFER	29.971

SEG. 3

1	16	D. BORGES	25.304
2	91	M. VANNUCCI	25.329
3	41	M. GARCIA	25.359
4	26	M. GENNAI	25.373
5	72	V. STEEMAN	25.381
6	46	S. DI SORA	25.428
7	85	K. SABATUCCI	25.452
8	12	H. MAIER	25.470
9	27	A. DIAZ	25.477
10	58	I. IGLESIAS	25.493
11	60	D. GEIGER	25.496
12	53	P. SVOBODA	25.519
13	8	B. IERACI	25.530
14	80	G. MASTROLUCCA	25.547
15	59	A. ZANCA	25.550
16	28	L. LEHMANN	25.561
17	61	Y. OKAYA	25.566
18	43	H. KHOURI	25.583
19	47	F. SEABRIGHT	25.594
20	93	M. GAGGI	25.611
21	88	D. MOGEDA	25.616
22	23	S. MARKARIAN	25.652
23	69	T. ALBERTO	25.655
24	14	A. MILLAN	25.665
25	64	H. DE CANCELLIS	25.713
26	81	I. PERISTERAS	25.720
27	77	R. BIJMAN	25.726
28	2	I. GARCIA ABELLA	25.730
29	79	T. ALONSO	25.753
30	39	E. VALENTIM GARCIA	25.775
31	35	Y. SAIZ MARQUEZ	25.910
32	18	I. OFFER	25.972

SEG. 4

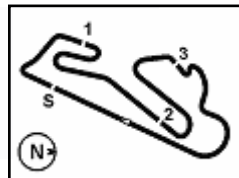
1	27	A. DIAZ	34.466
2	85	K. SABATUCCI	34.470
3	46	S. DI SORA	34.518
4	28	L. LEHMANN	34.546
5	72	V. STEEMAN	34.546
6	88	D. MOGEDA	34.564
7	16	D. BORGES	34.583
8	39	E. VALENTIM GARCIA	34.604
9	77	R. BIJMAN	34.615
10	60	D. GEIGER	34.654
11	53	P. SVOBODA	34.666
12	61	Y. OKAYA	34.694
13	8	B. IERACI	34.704
14	26	M. GENNAI	34.786
15	69	T. ALBERTO	34.796
16	41	M. GARCIA	34.816
17	58	I. IGLESIAS	34.820
18	47	F. SEABRIGHT	34.844
19	91	M. VANNUCCI	34.851
20	14	A. MILLAN	34.864
21	79	T. ALONSO	34.868
22	64	H. DE CANCELLIS	34.875
23	59	A. ZANCA	34.893
24	93	M. GAGGI	34.915
25	23	S. MARKARIAN	34.918
26	35	Y. SAIZ MARQUEZ	34.968
27	43	H. KHOURI	34.993
28	12	H. MAIER	35.021
29	80	G. MASTROLUCCA	35.040
30	2	I. GARCIA ABELLA	35.139
31	81	I. PERISTERAS	35.175
32	18	I. OFFER	35.587

20/05/2022

These data/results cannot be reproduced, stored and/or transmitted in whole or in part by any manner of electronic, mechanical, photocopying, recording, broadcasting or otherwise now known or herein after developed without the previous express consent by the copyright owner, except for reproduction in daily press and regular printed publications on sale to the public within 60 days of the event related to those data/results and always provided that copyright symbol appears together as follows below.

© DORNA WSBK ORGANIZATION Srl 2022





Circuito Estoril 4.182 m

1 / 2

Estoril Round, 20-22 May 2022
Ideal Times Free Practice 2nd Session

No.	Rider	Nat	Bike	Seg. 1	Seg. 2	Seg. 3	Seg. 4	Ideal Time		
				Diff. 1	Diff. 2	Diff. 3	Diff. 4	Best Lap	Pos.	Diff.
1	72 V. STEEMAN	NED	Kawasaki Ninja 400	22.328 +0.009	28.904 +0.569	25.381	34.546	1'51.159 1'51.737	2	0.578
2	46 S. DI SORA	FRA	Kawasaki Ninja 400	22.435	28.889 +0.295	25.428 +0.215	34.518	1'51.270 1'51.780	3	0.510
3	26 M. GENNAI	ITA	Yamaha YZF-R3	22.364	28.802	25.373 +0.228	34.786 +0.308	1'51.325 1'51.861	4	0.536
4	85 K. SABATUCCI	ITA	Kawasaki Ninja 400	22.368	29.038 +0.185	25.452 +0.061	34.470	1'51.328 1'51.574	1	0.246
5	16 D. BORGES	POR	Kawasaki Ninja 400	22.540 +0.167	28.925 +0.466	25.304	34.583 +0.038	1'51.352 1'52.023	9	0.671
6	27 A. DIAZ	ESP	Yamaha YZF-R3	22.590	28.860 +0.109	25.477 +0.104	34.466 +0.311	1'51.393 1'51.917	6	0.524
7	41 M. GARCIA	ESP	Yamaha YZF-R3	22.435 +0.114	28.869 +0.232	25.359 +0.115	34.816	1'51.479 1'51.940	7	0.461
8	28 L. LEHMANN	GER	KTM RC 390 R	22.494	28.984	25.561 +0.573	34.546 +0.199	1'51.585 1'52.357	16	0.772
9	60 D. GEIGER	GER	Kawasaki Ninja 400	22.485 +0.020	29.051 +0.183	25.496	34.654 +0.218	1'51.686 1'52.107	10	0.421
10	61 Y. OKAYA	JPN	Kawasaki Ninja 400	22.535 +0.120	29.000 +0.015	25.566 +0.198	34.694	1'51.795 1'52.128	11	0.333
11	53 P. SVOBODA	CZE	Kawasaki Ninja 400	22.496 +0.098	29.150 +0.250	25.519	34.666	1'51.831 1'52.179	12	0.348
12	8 B. IERACI	ITA	Kawasaki Ninja 400	22.441	29.180 +0.056	25.530	34.704	1'51.855 1'51.911	5	0.056
13	58 I. IGLESIAS	ESP	Kawasaki Ninja 400	22.579 +0.026	29.047	25.493	34.820	1'51.939 1'51.965	8	0.026
14	91 M. VANNUCCI	ITA	Yamaha YZF-R3	22.592 +0.040	29.178 +0.462	25.329 +0.070	34.851	1'51.950 1'52.522	18	0.572
15	69 T. ALBERTO	PHI	Kawasaki Ninja 400	22.451	29.094 +0.237	25.655	34.796 +0.351	1'51.996 1'52.584	21	0.588
16	88 D. MOGEDA	ESP	Kawasaki Ninja 400	22.598 +0.075	29.227 +0.078	25.616 +0.077	34.564	1'52.005 1'52.235	14	0.230
17	77 R. BIJMAN	NED	Kawasaki Ninja 400	22.530 +0.249	29.198 +0.077	25.726	34.615	1'52.069 1'52.395	17	0.326
18	12 H. MAIER	BRA	Yamaha YZF-R3	22.450 +0.067	29.139 +0.060	25.470	35.021 +0.053	1'52.080 1'52.260	15	0.180
19	93 M. GAGGI	ITA	Yamaha YZF-R3	22.618 +0.342	28.942	25.611 +0.017	34.915 +0.080	1'52.086 1'52.525	19	0.439
20	47 F. SEABRIGHT	GBR	Yamaha YZF-R3	22.403	29.345	25.594	34.844 +0.046	1'52.186 1'52.232	13	0.046
21	39 E. VALENTIM GARCIA	BRA	Yamaha YZF-R3	22.592	29.241	25.775 +0.474	34.604	1'52.212 1'52.686	23	0.474
22	79 T. ALONSO	POR	Kawasaki Ninja 400	22.666 +0.169	29.136 +0.092	25.753 +0.253	34.868	1'52.423 1'52.937	27	0.514
23	23 S. MARKARIAN	FRA	Kawasaki Ninja 400	22.597 +0.046	29.282	25.652	34.918 +0.084	1'52.449 1'52.579	20	0.130
24	59 A. ZANCA	ITA	Kawasaki Ninja 400	22.681	29.339 +0.007	25.550 +0.188	34.893	1'52.463 1'52.658	22	0.195
25	64 H. DE CANCELLIS	FRA	Kawasaki Ninja 400	22.609 +0.136	29.279	25.713 +0.165	34.875 +0.074	1'52.476 1'52.851	26	0.375
26	80 G. MASTROLUCA	ITA	Yamaha YZF-R3	22.641	29.260 +0.062	25.547	35.040 +0.235	1'52.488 1'52.785	25	0.297
27	43 H. KHOURI	AUS	Kawasaki Ninja 400	22.709 +0.142	29.368 +0.500	25.583	34.993 +0.104	1'52.653 1'53.399	31	0.746
28	81 I. PERISTERAS	GRE	Yamaha YZF-R3	22.629	29.158	25.720	35.175 +0.060	1'52.682 1'52.742	24	0.060
29	14 A. MILLAN	ESP	Kawasaki Ninja 400	22.684 +0.161	29.509	25.665 +0.151	34.864	1'52.722 1'53.034	28	0.312
30	2 I. GARCIA ABELLA	ESP	Yamaha YZF-R3	22.669	29.252 +0.237	25.730 +0.293	35.139	1'52.790 1'53.320	30	0.530
31	35 Y. SAIZ MARQUEZ	ESP	Kawasaki Ninja 400	22.726 +0.079	29.564	25.910 +0.059	34.968	1'53.168 1'53.306	29	0.138
32	18 I. OFFER	GBR	Yamaha YZF-R3	23.065 +0.078	29.971 +0.032	25.972	35.587	1'54.595 1'54.705	32	0.110
Overall Ideal Time				22.328	28.802	25.304	34.466	1'50.900		

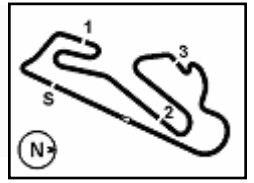
20/05/2022

These data/results cannot be reproduced, stored and/or transmitted in whole or in part by any manner of electronic, mechanical, photocopying, recording, broadcasting or otherwise now known or herein after developed without the previous express consent by the copyright owner, except for reproduction in daily press and regular printed publications on sale to the public within 60 days of the event related to those data/results and always provided that copyright symbol appears together as follows below.

© DORNA WSBK ORGANIZATION Srl 2022

FICR PERUGIA TIMING

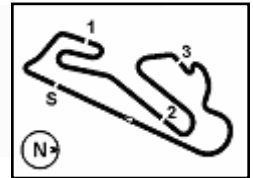




Estoril Round, 20-22 May 2022
Ideal Times Free Practice 2nd Session

No. Rider	Nat	Bike	Seg. 1	Seg. 2	Seg. 3	Seg. 4	Ideal Time		
			Diff. 1	Diff. 2	Diff. 3	Diff. 4	Best Lap	Pos.	Diff.

20/05/2022
 These data/results cannot be reproduced, stored and/or transmitted in whole or in part by any manner of electronic, mechanical, photocopying, recording, broadcasting or otherwise now known or herein after developed without the previous express consent by the copyright owner, except for reproduction in daily press and regular printed publications on sale to the public within 60 days of the event related to those data/results and always provided that copyright symbol appears together as follows below.
 © DORNA WSBK ORGANIZATION Srl 2022



Estoril Round, 20-22 May 2022
Chronological Analysis Free Practice 2nd Session

1° 85 K. SABATUCCI [1'51.574]							
Lap	Seg1	Seg2	Seg3	Seg4	Lap Time	km/h	Local Time
1		30.963	26.700	36.469			14:17'20.288
2	22.648	29.242	25.790	35.201	1'52.881	212,6	14:19'13.169
3	22.564	29.737	27.602	36.056	1'55.959	209,3	14:21'09.128
4	22.636	29.245	26.113	36.691	1'54.685	213,4	14:23'03.813
5	22.618	29.405	25.530	35.253	1'52.806	215,1	14:24'56.619
6	22.675	29.500	25.540	34.846	1'52.561	209,7	14:26'49.180
7	23.281	30.011	25.702	34.922	1'53.916	208,1	14:28'43.096
8	22.725	29.522	25.515	34.985	1'52.747	210,1	14:30'35.843
9	22.727	29.741	25.452	48.034	2'05.954P	211,4	14:32'41.797
10	4'21.062	30.077	28.222	37.557	5'56.918P		14:38'38.715
11	22.528	29.471	25.665	34.671	1'52.335	208,1	14:40'31.050
12	22.368	29.223	25.513	34.470	1'51.574	215,6	14:42'22.624
13	22.821	29.472	25.886	34.886	1'53.065	206,5	14:44'15.689
14	22.401	29.038	25.744	34.961	1'52.144	211,8	14:46'07.833

11	22.680	29.642	25.373	34.803	1'52.498	204,5	14:38'28.130
12	22.664	29.671	25.390	34.865	1'52.590	200,4	14:40'20.720
13	22.757	29.810	25.478	35.953	1'53.998	200,7	14:42'14.718
14	23.546	30.416	30.494	34.786	1'59.242	189,8	14:44'13.960
15	22.364	28.802	25.601	35.094	1'51.861	210,5	14:46'05.821

2° 72 V. STEEMAN [1'51.737]							
Lap	Seg1	Seg2	Seg3	Seg4	Lap Time	km/h	Local Time
1		30.633	26.170	35.792			14:17'42.461
2	23.292	29.594	33.134	35.519	2'01.539	201,5	14:19'44.000
3	23.015	29.613	25.854	35.444	1'53.926	201,5	14:21'37.926
4	22.974	30.260	26.522	50.064	2'09.820P	202,2	14:23'47.746
5	1'39.314	29.694	25.764	35.288	3'10.060P		14:26'57.806
6	22.536	29.195	25.391	35.763	1'52.885	208,1	14:28'50.691
7	22.829	31.775	27.804	36.778	1'59.186	214,7	14:30'49.877
8	22.567	29.481	28.870	35.121	1'56.039	212,6	14:32'45.916
9	22.705	29.376	25.780	35.326	1'53.187	213,4	14:34'39.103
10	25.285	36.359	25.904	35.509	2'03.057	204,2	14:36'42.160
11	22.596	29.343	25.440	35.403	1'52.782	208,5	14:38'34.942
12	22.450	28.904	25.626	34.939	1'51.919	212,6	14:40'26.861
13	22.337	29.473	25.381	34.546	1'51.737	218,2	14:42'18.598
14	22.328	29.242	25.501	34.754	1'51.825	211,4	14:44'10.423
15	22.668	29.452	25.720	36.021	1'53.861	212,2	14:46'04.284

5° 8 B. IERACI [1'51.911]							
Lap	Seg1	Seg2	Seg3	Seg4	Lap Time	km/h	Local Time
1			31.075	27.466	35.256		14:17'20.114
2	22.677	29.272	25.726	34.901	1'52.576	208,5	14:19'12.690
3	22.708	30.719	27.165	35.193	1'55.785	213,0	14:21'08.475
4	25.031	29.689	25.771	35.267	1'55.758	208,1	14:23'04.233
5	22.639	29.271	25.568	35.154	1'52.632	210,5	14:24'56.865
6	22.872	29.314	25.934	34.766	1'52.886	208,5	14:26'49.751
7	22.982	31.542	30.628	47.752	2'12.904CP	209,7	14:29'02.655
8	4'01.502	31.262	31.467	35.980	5'40.211P		14:34'42.866
9	22.916	29.572	25.644	35.285	1'53.417	207,3	14:36'36.283
10	23.068	29.718	27.318	35.756	1'55.860	215,1	14:38'32.143
11	25.154	29.776	25.700	35.666	1'56.296	205,3	14:40'28.439
12	22.548	29.180	26.205	35.115	1'53.048	211,4	14:42'21.487
13	22.441	29.236	25.530	34.704	1'51.911	212,2	14:44'13.398
14	29.437	29.965	25.746	35.183	2'00.331	213,4	14:46'13.729

3° 46 S. DI SORA [1'51.780]							
Lap	Seg1	Seg2	Seg3	Seg4	Lap Time	km/h	Local Time
1		30.242	32.063	35.276			14:17'15.205
2	22.682	29.325	25.720	36.702	1'54.429	207,7	14:19'09.634
3	22.608	29.353	25.428	35.041	1'52.430	208,1	14:21'02.064
4	22.635	29.356	25.601	35.104	1'52.696	208,5	14:22'54.760
5	35.929	29.947	25.763	34.688	2'06.327	201,9	14:25'01.087
6	22.435	29.184	25.643	34.518	1'51.780	213,4	14:26'52.867
7	22.817	29.303	26.291	45.704	2'04.115P	208,5	14:28'56.982
8	8'00.017	30.101	32.130	36.555	9'38.803P		14:38'35.785
9	22.484	29.110	25.967	35.261	1'52.822	214,7	14:40'28.607
10	22.733	29.156	25.758	34.653	1'52.300	214,3	14:42'20.907
11	22.622	28.889	25.578	34.693	1'51.782	214,3	14:44'12.689
12	22.748	29.340	25.565	35.763	1'53.416	211,8	14:46'06.105

6° 27 A. DIAZ [1'51.917]							
Lap	Seg1	Seg2	Seg3	Seg4	Lap Time	km/h	Local Time
1			30.165	26.647	35.080		14:17'26.226
2	22.778	29.141	25.720	34.915	1'52.554	206,5	14:19'18.780
3	22.826	29.101	25.527	35.226	1'52.680	206,5	14:21'11.460
4	22.970	29.133	25.699	35.442	1'53.244	203,8	14:23'04.704
5	22.641	29.104	25.902	34.466	1'52.113	209,7	14:24'56.817
6	23.082	29.158	25.865	34.857	1'52.962	213,0	14:26'49.779
7	23.040	31.246	31.964	35.247	2'01.497	210,5	14:28'51.276
8	22.717	29.770	26.546	45.629	2'04.662P	212,6	14:30'55.938
9	6'08.585	30.364	26.100	35.334	7'40.383P		14:38'36.321
10	22.739	28.860	25.978	34.716	1'52.293	212,6	14:40'28.614
11	22.590	28.969	25.581	34.777	1'51.917	212,6	14:42'20.531
12	29.081	29.326	26.749	35.001	2'00.157	212,6	14:44'20.688
13	22.760	29.159	25.477	34.533	1'51.929	209,3	14:46'12.617

4° 26 M. GENNAI [1'51.861]							
Lap	Seg1	Seg2	Seg3	Seg4	Lap Time	km/h	Local Time
1		30.148	28.922	35.134			14:17'13.989
2	22.655	29.765	30.178	35.413	1'58.011	200,4	14:19'12.000
3	23.325	29.582	28.743	34.977	1'56.627	198,9	14:21'08.627
4	22.615	29.374	25.476	35.114	1'52.579	212,6	14:23'01.206
5	23.315	29.803	30.705	35.301	1'59.124	201,1	14:25'00.330
6	25.177	29.675	25.982	34.964	1'55.798	214,7	14:26'56.128
7	22.586	29.344	25.618	36.375	1'53.923	206,5	14:28'50.051
8	22.784	29.510	26.668	49.610	2'08.572CP	204,5	14:30'58.623
9	2'04.718	30.302	32.943	36.153	3'44.116P		14:34'42.739
10	22.712	29.223	25.508	35.450	1'52.893	202,6	14:36'35.632

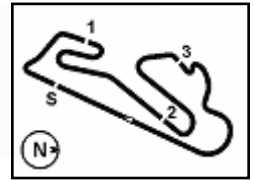
7° 41 M. GARCIA [1'51.940]							
Lap	Seg1	Seg2	Seg3	Seg4	Lap Time	km/h	Local Time
1			30.445	30.752	43.205		14:17'20.298
2	46.377	29.432	34.251	35.609	2'25.669P		14:19'45.967
3	22.862	29.192	25.525	35.185	1'52.764	200,0	14:21'38.731
4	22.815	29.524	26.147	48.352	2'06.838P	203,8	14:23'45.569
5	5'22.850	31.124	34.533	36.946	7'05.453P		14:30'51.022
6	22.529	29.064	26.165	36.776	1'54.534	210,1	14:32'45.556
7	22.714	29.749	30.627	35.948	1'59.038	210,9	14:34'44.594
8	22.630	29.330	25.359	35.041	1'52.360	208,5	14:36'36.954
9	23.365	30.073	32.582	36.764	2'02.784	212,6	14:38'39.738
10	22.549	29.101	25.474	34.816	1'51.940	209,3	14:40'31.678
11	22.435	28.869	26.143	35.530	1'52.977	212,2	14:42'24.655
12	22.474	28.986	26.103	35.082	1'52.645	210,9	14:44'17.300
13	22.608	29.345	25.867	34.956	1'52.776	209,3	14:46'10.076

20/05/2022 P = Pits In/Out - C = Lap Time Cancelled

8° 58 I. IGLESIAS [1'51.965]							
Lap	Seg1	Seg2	Seg3	Seg4	Lap Time	km/h	Local Time
1			32.407	28.189	35.503		14:17'35.395
2	23.680	30.188	26.029	35.310	1'55.207	204,2	14:19'30.602
3	22.905	29.397	25.670	35.116	1'53.088	202,2	14:21'23.690
4	22.891	29.306	25.530	34.883	1'52.610	204,2	14:23'16.300
5	22.663	29.324	27.314	45.199	2'04.500P	206,5	14:25'20.800

These data/results cannot be reproduced, stored and/or transmitted in whole or in part by any manner of electronic, mechanical, photocopying, recording, broadcasting or otherwise now known or herein after developed without the previous express consent by the copyright owner, except for reproduction in daily press and regular printed publications on sale to the public within 60 days of the event related to those data/results and always provided that copyright symbol appears together as follows below.

© DORNA WSBK ORGANIZATION Srl 2022



Estoril Round, 20-22 May 2022
Chronological Analysis Free Practice 2nd Session

6	1'51.010	32.705	27.497	38.008	3'29.220P		14:28'50.020
7	24.850	30.012	27.295	37.895	2'00.052	200,7	14:30'50.072
8	23.069	29.298	26.122	46.367	2'04.856P	200,0	14:32'54.928
9	4'01.802	32.609	29.746	36.682	5'40.839P		14:38'35.767
10	22.605	29.047	25.493	34.820	1'51.965	212,2	14:40'27.732
11	24.414	29.598	25.976	34.846	1'54.834	212,2	14:42'22.566
12	22.579	29.559	25.925	35.363	1'53.426	207,7	14:44'15.992

9° 16 D. BORGES [1'52.023]							
Lap	Seg.1	Seg.2	Seg.3	Seg.4	Lap Time	km/h	Local Time
1		30.650	26.697	35.592			14:17'16.542
2	22.865	29.153	25.606	35.044	1'52.668	203,4	14:19'09.210
3	22.793	29.266	25.444	35.057	1'52.560	205,7	14:21'01.770
4	25.442	29.296	25.860	37.237	1'57.835	200,0	14:22'59.605
5	23.455	29.915	32.239	35.221	2'00.830	204,9	14:25'00.435
6	22.969	28.925	26.243	34.583	1'52.720	206,5	14:26'53.155
7	22.878	31.491	27.192	35.504	1'57.065	204,9	14:28'50.220
8	22.540	29.666	25.639	34.886	1'52.731	210,1	14:30'42.951
9	22.640	29.342	25.399	34.826	1'52.207	203,8	14:32'35.158
10	24.419	29.438	25.458	34.839	1'54.154	204,2	14:34'29.312
11	23.183	29.809	25.928	42.438	2'01.358P	205,3	14:36'30.670
12	2'19.005	32.336	25.518	34.795	3'51.654P		14:40'22.324
13	22.707	29.391	25.304	34.621	1'52.023	209,7	14:42'14.347
14	26.227	29.455	26.171	34.600	1'56.453	204,9	14:44'10.800
15	22.912	28.953	25.685	35.588	1'53.138	204,5	14:46'03.938

10° 60 D. GEIGER [1'52.107]							
Lap	Seg.1	Seg.2	Seg.3	Seg.4	Lap Time	km/h	Local Time
1		30.896	26.025	35.325			14:17'23.185
2	22.928	29.151	25.798	35.093	1'52.970	206,9	14:19'16.155
3	22.632	29.154	25.580	34.894	1'52.260	212,2	14:21'08.415
4	26.967	29.597	25.876	35.371	1'57.811	204,5	14:23'06.226
5	22.764	29.051	25.553	35.392	1'52.760	206,9	14:24'58.986
6	23.119	29.441	30.205	38.083	2'00.848	208,1	14:26'59.834
7	22.598	29.213	25.567	35.313	1'52.691	209,7	14:28'52.525
8	22.943	33.622	26.577	37.105	2'00.247	210,1	14:30'52.772
9	22.505	29.234	25.496	34.872	1'52.107	209,7	14:32'44.879
10	24.954	30.019	29.073	36.367	2'00.413C	212,2	14:34'45.292
11	22.485	29.388	26.095	34.654	1'52.622	210,9	14:36'37.914
12	22.738	29.706	26.361	35.380	1'54.185	205,7	14:38'32.099
13	22.709	29.413	25.613	35.017	1'52.752	205,3	14:40'24.851
14	22.617	29.403	25.533	34.733	1'52.286	205,7	14:42'17.137
15	22.511	29.554	25.651	35.318	1'53.034	211,8	14:44'10.171
16	34.114	31.184	26.068	35.720	2'07.086	205,7	14:46'17.257

11° 61 Y. OKAYA [1'52.128]							
Lap	Seg.1	Seg.2	Seg.3	Seg.4	Lap Time	km/h	Local Time
1		30.357	26.373	35.067			14:17'34.001
2	22.980	29.518	25.788	35.196	1'53.482	206,5	14:19'27.483
3	22.675	29.000	25.701	35.280	1'52.656	203,4	14:21'20.139
4	22.918	29.565	25.690	34.867	1'53.040	200,7	14:23'13.179
5	22.969	29.508	25.811	35.184	1'53.472	200,7	14:25'06.651
6	22.755	29.331	25.603	34.795	1'52.484	203,0	14:26'59.135
7	22.535	29.111	26.341	35.466	1'53.453C	209,3	14:28'52.588
8	23.155	29.335	26.932	48.638	2'08.060P	213,0	14:31'00.648
9	4'04.749	31.659	26.149	35.021	5'37.578P		14:36'38.226
10	22.786	29.781	27.231	35.255	1'55.053	214,3	14:38'33.279
11	22.620	29.339	25.795	34.945	1'52.699	210,9	14:40'25.978
12	22.931	29.317	25.566	34.840	1'52.654	210,1	14:42'18.632
13	22.655	29.015	25.764	34.694	1'52.128	206,5	14:44'10.760
14	25.825	29.947	26.803	35.446	1'58.021	213,9	14:46'08.781

12° 53 P. SVOBODA [1'52.179]							
Lap	Seg.1	Seg.2	Seg.3	Seg.4	Lap Time	km/h	Local Time
1		30.482	30.934	35.308			14:17'18.985
2	27.637	29.842	26.450	38.832	2'02.761	209,7	14:19'21.746
3	22.762	29.613	25.672	34.959	1'53.006	204,2	14:21'14.752
4	22.911	29.725	25.670	35.174	1'53.480	209,3	14:23'08.232
5	22.978	29.520	25.890	34.831	1'53.219	205,3	14:25'01.451
6	22.527	29.297	25.531	34.925	1'52.280	212,2	14:26'53.731
7	22.496	29.853	26.232	49.017	2'07.598P	213,4	14:29'01.329
8	4'29.585	31.763	26.412	46.186	6'13.946P		14:35'15.275
9	1'43.909	32.446	31.576	36.705	3'24.636P		14:38'39.911
10	22.673	29.325	25.568	35.056	1'52.622	208,9	14:40'32.533
11	22.594	29.400	25.519	34.666	1'52.179	208,9	14:42'24.712
12	22.635	29.150	26.061	35.472	1'53.318	212,2	14:44'18.030
13	22.596	29.212	25.751	34.909	1'52.468	212,6	14:46'10.498

13° 47 F. SEABRIGHT [1'52.232]							
Lap	Seg.1	Seg.2	Seg.3	Seg.4	Lap Time	km/h	Local Time
1		31.241	26.643	35.687			14:17'19.026
2	24.652	30.698	26.303	35.467	1'57.120	210,5	14:19'16.146
3	22.734	29.446	26.230	34.844	1'53.254	208,5	14:21'09.400
4	22.972	29.354	26.354	35.566	1'54.246	216,0	14:23'03.646
5	23.096	29.594	26.141	35.203	1'54.034	205,3	14:24'57.680
6	22.674	29.655	25.985	35.047	1'53.361	207,7	14:26'51.041
7	24.195	31.671	26.445	46.346	2'08.657P	206,9	14:28'59.698
8	5'58.594	32.345	29.506	36.627	7'37.072P		14:36'36.770
9	23.292	30.009	26.496	35.638	1'55.435	211,4	14:38'32.205
10	22.754	29.604	25.658	35.058	1'53.074	209,7	14:40'25.279
11	22.403	29.345	25.594	34.890	1'52.232	214,3	14:42'17.511
12	22.568	29.511	25.841	35.019	1'52.939	207,3	14:44'10.450
13	22.704	29.472	26.021	35.557	1'53.754	212,2	14:46'04.204

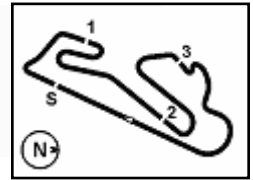
14° 88 D. MOGEDA [1'52.235]							
Lap	Seg.1	Seg.2	Seg.3	Seg.4	Lap Time	km/h	Local Time
1		29.877	26.951	35.369			14:17'35.466
2	23.386	30.514	26.129	35.193	1'55.222	203,4	14:19'30.688
3	22.956	29.359	25.774	34.878	1'52.967	203,4	14:21'23.655
4	23.105	29.479	25.704	34.926	1'53.214	204,5	14:23'16.869
5	22.766	29.227	25.837	37.204	1'55.034	207,3	14:25'11.903
6	23.015	29.584	25.704	35.012	1'53.315	203,4	14:27'05.218
7	22.701	29.621	25.616	43.914	2'01.852P	206,9	14:29'07.070
8	6'01.857	30.663	26.045	36.881	7'35.446P		14:36'42.516
9	22.779	30.227	26.282	38.398	1'57.686	211,8	14:38'40.202
10	22.598	29.373	25.713	34.757	1'52.441	213,0	14:40'32.643
11	22.673	29.305	25.693	34.564	1'52.235	213,9	14:42'24.878
12	23.779	30.081	27.278	34.938	1'56.076	207,3	14:44'20.954
13	22.719	29.318	25.754	35.219	1'53.010	210,5	14:46'13.964

15° 12 H. MAIER [1'52.260]							
Lap	Seg.1	Seg.2	Seg.3	Seg.4	Lap Time	km/h	Local Time
1		30.312	31.053	35.361			14:17'15.914
2	22.950	29.667	25.923	35.570	1'54.110	203,8	14:19'10.024
3	22.742	29.153	25.648	35.021	1'52.564	205,3	14:21'02.588
4	22.718	29.803	30.748	35.609	1'58.878	204,2	14:23'01.466
5	22.972	30.058	26.772	35.589	1'55.391	207,3	14:24'56.857
6	23.226	29.833	25.907	35.188	1'54.154C	209,7	14:26'51.011
7	22.796	30.241	26.282	47.096	2'06.415P	206,5	14:28'57.426
8	6'02.146	39.604	26.074	37.162	7'44.986CP		14:36'42.412
9	22.450	29.321	25.785	35.042	1'52.598	211,4	14:38'35.010
10	22.517	29.199	25.470	35.074	1'52.260	211,8	14:40'27.270
11	22.604	29.297	25.837	35.147	1'52.885	210,1	14:42'20.155
12	22.541	29.509	27.582	35.067	1'54.699	211,8	14:44'14.854
13	22.822	29.139	26.247	35.119	1'53.327	208,1	14:46'08.181

20/05/2022 P = Pits In/Out - C = Lap Time Cancelled

These data/results cannot be reproduced, stored and/or transmitted in whole or in part by any manner of electronic, mechanical, photocopying, recording, broadcasting or otherwise now known or herein after developed without the previous express consent by the copyright owner, except for reproduction in daily press and regular printed publications on sale to the public within 60 days of the event related to those data/results and always provided that copyright symbol appears together as follows below.

© DORNA WSBK ORGANIZATION Srl 2022



Estoril Round, 20-22 May 2022
Chronological Analysis Free Practice 2nd Session

16° 28 L. LEHMANN [1'52.357]

Lap	Seg1	Seg2	Seg3	Seg4	Lap Time	km/h	Local Time
1		31.115	26.863	35.014			14:17'19.494
2	22.670	29.465	26.027	34.654	1'52.816	212,2	14:19'12.310
3	22.823	29.554	26.058	35.144	1'53.579	212,6	14:21'05.889
4	22.805	29.496	25.753	35.081	1'53.135	201,9	14:22'59.024
5	30.594	29.387	25.888	35.375	2'01.244	201,5	14:25'00.268
6	22.771	29.104	25.561	35.026	1'52.462	212,6	14:26'52.730
7	22.870	29.337	25.967	34.888	1'53.062	212,6	14:28'45.792
8	22.634	29.453	25.581	35.348	1'53.016	207,7	14:30'38.808
9	22.614	29.462	25.741	42.609	2'00.426P	210,5	14:32'39.234
10	4'25.458	30.237	26.561	35.278	5'57.534P		14:38'36.768
11	22.494	28.984	26.134	34.745	1'52.357	214,7	14:40'29.125
12	22.803	29.229	25.740	35.113	1'52.885	210,1	14:42'22.010
13	23.135	29.577	25.694	34.546	1'52.952	215,1	14:44'14.962
14	22.577	29.183	26.002	40.522	1'58.284P	213,9	14:46'13.246

17° 77 R. BIJMAN [1'52.395]

Lap	Seg1	Seg2	Seg3	Seg4	Lap Time	km/h	Local Time
1		30.248	26.620	35.509			14:17'34.883
2	22.813	29.443	25.736	34.800	1'52.792	204,5	14:19'27.675
3	23.176	29.239	25.732	36.008	1'54.155	206,5	14:21'21.830
4	22.725	29.304	26.054	35.352	1'53.435	207,3	14:23'15.265
5	24.141	29.419	27.054	46.952	2'07.566P	200,0	14:25'22.831
6	1'48.413	31.716	30.151	37.032	3'27.312P		14:28'50.143
7	24.586	30.313	27.347	47.932	2'10.178P	197,8	14:31'00.321
8	4'07.288	29.826	26.186	34.995	5'38.295P		14:36'38.616
9	22.551	30.082	29.212	35.755	1'57.600	212,6	14:38'36.216
10	22.715	29.284	26.336	35.611	1'53.946	209,7	14:40'30.162
11	22.779	29.275	25.726	34.615	1'52.395	210,9	14:42'22.557
12	23.314	30.075	26.208	35.533	1'55.130	208,9	14:44'17.687
13	22.530	29.198	26.033	34.859	1'52.620	214,7	14:46'10.307

18° 91 M. VANNUCCI [1'52.522]

Lap	Seg1	Seg2	Seg3	Seg4	Lap Time	km/h	Local Time
1		31.262	26.630	35.304			14:17'18.433
2	26.496	29.467	25.806	35.062	1'56.831	206,9	14:19'15.264
3	22.697	29.178	25.594	35.420	1'52.889	202,6	14:21'08.153
4	24.468	29.280	25.992	35.189	1'54.929	200,4	14:23'03.082
5	22.592	29.235	26.024	35.338	1'53.189	209,3	14:24'56.271
6	22.632	29.640	25.399	34.851	1'52.522	203,8	14:26'48.793
7	23.212	30.009	25.609	35.280	1'54.110	203,4	14:28'42.903
8	22.784	29.565	25.365	34.990	1'52.704	203,0	14:30'35.607
9	23.015	29.593	25.338	35.135	1'53.081	202,6	14:32'28.688
10	22.733	29.582	25.329	35.594	1'53.238	202,6	14:34'21.926
11	22.805	29.579	25.487	34.952	1'52.823	202,2	14:36'14.749
12	22.737	29.530	25.453	35.298	1'53.018	201,9	14:38'07.767
13	23.817	32.721	28.762	49.054	2'14.354P	200,4	14:40'22.121
14	51.697	32.295	28.033	36.454	2'28.479P		14:42'50.600
15	23.650	30.487	25.743	36.095	1'55.975	203,0	14:44'46.575
16	22.818	29.714	25.452	34.977	1'52.961	204,2	14:46'39.536

19° 93 M. GAGGI [1'52.525]

Lap	Seg1	Seg2	Seg3	Seg4	Lap Time	km/h	Local Time
1		30.614	28.992	35.372			14:17'14.611
2	23.023	29.645	25.941	39.453	1'58.062	204,9	14:19'12.673
3	22.907	29.272	26.257	37.642	1'56.078	210,1	14:21'08.751
4	22.905	29.233	26.078	35.142	1'53.358	211,8	14:23'02.109
5	22.786	29.535	30.240	35.637	1'58.198	211,4	14:25'00.307
6	22.960	28.942	25.628	34.995	1'52.525	211,8	14:26'52.832
7	22.958	29.487	27.524	50.634	2'10.603P	212,6	14:29'03.435

8	5'54.406	32.677	29.215	36.374	7'32.672P		14:36'36.107
9	23.389	30.378	31.412	36.515	2'01.694	209,3	14:38'37.801
10	22.789	29.598	25.803	34.972	1'53.162	208,5	14:40'30.963
11	22.728	29.247	25.688	34.915	1'52.578	211,8	14:42'23.541
12	22.642	29.203	25.750	35.030	1'52.625	210,5	14:44'16.166
13	22.618	29.270	25.611	35.030	1'52.529C	210,9	14:46'08.695

20° 23 S. MARKARIAN [1'52.579]

Lap	Seg1	Seg2	Seg3	Seg4	Lap Time	km/h	Local Time
1		31.169	27.151	36.010			14:17'30.556
2	23.127	30.060	26.432	35.919	1'55.538	203,4	14:19'26.094
3	23.237	29.781	26.311	35.711	1'55.040	203,8	14:21'21.134
4	23.012	29.567	26.354	35.356	1'54.289	205,7	14:23'15.423
5	23.204	29.615	26.097	35.495	1'54.411	202,6	14:25'09.834
6	23.009	29.635	26.087	35.609	1'54.340	205,7	14:27'04.174
7	22.868	29.745	26.105	45.874	2'04.592P	205,3	14:29'08.766
8	7'49.600	30.970	26.690	36.696	9'23.956CP		14:38'32.722
9	22.774	29.768	26.036	35.254	1'53.832	209,7	14:40'26.554
10	22.859	29.352	25.810	34.918	1'52.939	213,9	14:42'19.493
11	22.597	29.428	25.726	35.013	1'52.764	211,4	14:44'12.257
12	22.643	29.282	25.652	35.002	1'52.579	213,0	14:46'04.836

21° 69 T. ALBERTO [1'52.584]

Lap	Seg1	Seg2	Seg3	Seg4	Lap Time	km/h	Local Time
1		30.812	26.315	35.442			14:17'24.050
2	22.987	29.469	26.143	35.522	1'54.121	207,3	14:19'18.171
3	22.702	29.367	25.875	35.367	1'53.311	205,3	14:21'11.482
4	23.141	29.237	25.868	34.981	1'53.227	205,3	14:23'04.709
5	22.829	29.452	25.801	34.990	1'53.072	208,5	14:24'57.781
6	22.837	29.507	26.474	35.158	1'53.976	211,8	14:26'51.757
7	22.931	29.408	25.982	35.178	1'53.499	215,1	14:28'45.256
8	22.953	31.462	32.056	46.871	2'13.342P	205,7	14:30'58.598
9	5'53.723	36.743	28.076	35.609	7'34.151P		14:38'32.749
10	22.891	29.908	26.108	35.595	1'54.502C	210,9	14:40'27.251
11	22.850	29.700	25.860	34.796	1'53.206	215,1	14:42'20.457
12	22.451	29.331	25.655	35.147	1'52.584	215,6	14:44'13.041
13	22.952	29.094	25.894	35.721	1'53.661	216,0	14:46'06.702

22° 59 A. ZANCA [1'52.658]

Lap	Seg1	Seg2	Seg3	Seg4	Lap Time	km/h	Local Time
1		33.560	27.357	35.537			14:17'27.027
2	23.098	29.565	25.748	35.191	1'53.602	208,5	14:19'20.629
3	22.991	29.453	25.749	35.472	1'53.665	205,7	14:21'14.294
4	22.859	29.524	25.565	35.162	1'53.110	208,5	14:23'07.404
5	23.481	29.821	26.193	35.066	1'54.561	206,5	14:25'01.965
6	22.804	29.344	25.550	35.124	1'52.822	210,9	14:26'54.787
7	22.708	29.434	26.309	37.555	1'56.006	209,7	14:28'50.793
8	23.065	29.973	27.384	38.432	1'58.854	211,8	14:30'49.647
9	23.048	29.437	25.913	35.736	1'54.134	202,6	14:32'43.781
10	24.669	29.892	28.751	36.071	1'59.383	202,6	14:34'43.164
11	22.939	29.640	25.700	35.280	1'53.559	210,9	14:36'36.723
12	22.965	29.741	27.619	37.001	1'57.326	213,4	14:38'34.049
13	22.702	29.339	25.616	35.026	1'52.683	211,8	14:40'26.732
14	22.874	29.381	25.750	35.082	1'53.087	211,8	14:42'19.819
15	22.681	29.346	25.738	34.893	1'52.658	213,0	14:44'12.477
16	23.253	29.341	26.023	35.658	1'54.275	213,9	14:46'06.752

23° 39 E. VALENTIM GARCIA [1'52.686]

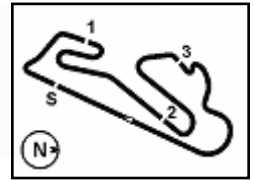
Lap	Seg1	Seg2	Seg3	Seg4	Lap Time	km/h	Local Time
1		30.287	31.439	36.229			14:17'17.654
2	22.930	29.722	26.132	35.570	1'54.354	210,9	14:19'12.008
3	22.946	30.412	26.382	36.664	1'56.404	201,1	14:21'08.412

20/05/2022

P = Pits In/Out - C = Lap Time Cancelled

These data/results cannot be reproduced, stored and/or transmitted in whole or in part by any manner of electronic, mechanical, photocopying, recording, broadcasting or otherwise now known or herein after developed without the previous express consent by the copyright owner, except for reproduction in daily press and regular printed publications on sale to the public within 60 days of the event related to those data/results and always provided that copyright symbol appears together as follows below.

© DORNA WSBK ORGANIZATION Srl 2022



Estoril Round, 20-22 May 2022
Chronological Analysis Free Practice 2nd Session

Lap	Seg1	Seg2	Seg3	Seg4	Lap Time	km/h	Local Time
4	23.045	29.369	26.499	35.032	1'53.945	203,8	14:23'02.357
5	22.702	29.524	26.077	35.659	1'53.962	211,8	14:24'56.319
6	23.134	29.395	25.864	34.998	1'53.391	200,4	14:26'49.710
7	36.009	32.507	25.787	44.665	2'18.968P	208,1	14:29'08.678
8	6'00.628	30.029	26.083	35.302	7'32.042P		14:36'40.720
9	22.707	29.463	26.450	36.613	1'55.233	206,5	14:38'35.953
10	22.592	29.241	26.249	34.604	1'52.686	211,8	14:40'28.639
11	22.790	29.307	25.821	35.449	1'53.367	211,8	14:42'22.006
12	22.946	30.505	26.362	35.124	1'54.937	209,7	14:44'16.943
13	22.736	29.498	25.775	35.077	1'53.086	213,0	14:46'10.029

27° 79 T. ALONSO [1'52.937]							
Lap	Seg1	Seg2	Seg3	Seg4	Lap Time	km/h	Local Time
1			30.623	26.449	35.833		14:19'27.548
2	23.137	29.426	25.947	44.360	2'02.870P	204,5	14:21'30.418
3	2'01.871	29.687	26.051	35.095	3'32.704P		14:25'03.122
4	22.838	29.215	25.786	35.195	1'53.034	206,9	14:26'56.156
5	23.072	29.374	25.753	35.774	1'53.973	204,2	14:28'50.129
6	22.987	29.428	26.280	35.195	1'53.890	206,9	14:30'44.019
7	25.046	29.858	31.694	35.562	2'02.160	202,6	14:32'46.179
8	22.714	29.311	25.885	35.165	1'53.075	210,5	14:34'39.254
9	25.310	29.908	29.511	35.011	1'59.740C	206,1	14:36'38.994
10	22.809	29.351	28.623	36.183	1'56.966	209,3	14:38'35.960
11	22.844	29.136	26.693	35.604	1'54.277	209,3	14:40'30.237
12	22.835	29.228	26.006	34.868	1'52.937	210,5	14:42'23.174
13	22.819	29.732	26.643	35.434	1'54.628	211,4	14:44'17.802
14	22.666	29.207	26.054	35.476	1'53.403	207,7	14:46'11.205

24° 81 I. PERISTERAS [1'52.742]							
Lap	Seg1	Seg2	Seg3	Seg4	Lap Time	km/h	Local Time
1		30.007	32.158	35.993			14:17'17.563
2	1'14.478	41.360			3'32.369P	205,3	14:20'49.932
3	4'16.692	31.591	27.312	36.541	5'52.136P		14:26'42.068
4	23.365	29.959	26.128	35.748	1'55.200	200,7	14:28'37.268
5	26.613	32.725	25.860	35.875	2'01.073	201,5	14:30'38.341
6	22.997	29.876	25.978	35.831	1'54.682	203,4	14:32'33.023
7	28.479	32.514	33.466	36.016	2'10.475	201,9	14:34'43.498
8	22.930	29.422	26.052	35.633	1'54.037	210,9	14:36'37.535
9	23.080	29.968	28.019	36.314	1'57.381	212,2	14:38'34.916
10	22.859	29.642	26.385	36.678	1'55.564	209,3	14:40'30.480
11	22.864	29.559	26.189	35.175	1'53.787	210,9	14:42'24.267
12	22.812	29.321	26.398	35.611	1'54.142	211,4	14:44'18.409
13	22.629	29.158	25.720	35.235	1'52.742	212,2	14:46'11.151

28° 14 A. MILLAN [1'53.034]							
Lap	Seg1	Seg2	Seg3	Seg4	Lap Time	km/h	Local Time
1			31.144	26.606	35.723		14:17'25.097
2	23.360	29.872	26.051	35.465	1'54.748	198,9	14:19'19.845
3	23.080	29.746	26.014	35.477	1'54.317	198,2	14:21'14.162
4	23.274	30.053	26.105	35.109	1'54.541	198,2	14:23'08.703
5	22.953	29.537	25.983	35.042	1'53.515	201,9	14:25'02.218
6	22.845	29.509	25.816	34.864	1'53.034	208,5	14:26'55.252
7	24.371	30.087	26.681	35.292	1'56.431	206,1	14:28'51.683
8	22.788	29.538	27.218	50.061	2'09.605P	208,1	14:31'01.288
9	5'54.638	32.682	30.287	36.548	7'34.155P		14:38'35.443
10	22.684	29.809	26.179	34.894	1'53.566	210,1	14:40'29.009
11	22.718	29.618	25.705	35.405	1'53.446	214,7	14:42'22.455
12	22.837	29.585	26.093	35.601	1'54.116	214,3	14:44'16.571
13	22.833	29.523	25.665	35.128	1'53.149	208,9	14:46'09.720

25° 80 G. MASTROLUCA [1'52.785]							
Lap	Seg1	Seg2	Seg3	Seg4	Lap Time	km/h	Local Time
1		30.199	32.539	35.745			14:17'16.522
2	23.112	29.260	25.963	38.448	1'56.783	203,0	14:19'13.305
3	22.711	29.364	25.832	35.532	1'53.439	211,4	14:21'06.744
4	22.878	29.606	26.195	36.480	1'55.159	201,1	14:23'01.903
5	25.266	29.966	26.264	35.865	1'57.361	206,1	14:24'59.264
6	22.907	29.334	25.756	35.040	1'53.037	211,4	14:26'52.301
7	23.211	29.314	31.912	35.624	2'00.061	211,8	14:28'52.362
8	22.671	29.704	26.516	47.082	2'05.973P	209,7	14:30'58.335
9	3'48.324	34.349	35.802	38.920	5'37.395P		14:36'35.730
10	23.502	29.967	26.674	36.379	1'56.522	206,1	14:38'32.252
11	22.863	29.391	25.594	35.063	1'52.911	205,3	14:40'25.163
12	23.798	30.856	26.392	35.689	1'56.735	208,9	14:42'21.898
13	23.224	29.655	26.925	35.196	1'55.000C	211,4	14:44'16.898
14	22.641	29.322	25.547	35.275	1'52.785	212,6	14:46'09.683

29° 35 Y. SAIZ MARQUEZ [1'53.306]							
Lap	Seg1	Seg2	Seg3	Seg4	Lap Time	km/h	Local Time
1			32.037	29.212	37.822		14:17'13.043
2	23.291	29.971	26.369	36.154	1'55.785	197,8	14:19'08.828
3	23.158	29.773	26.118	35.328	1'54.377	197,4	14:21'03.205
4	22.830	29.646	26.353	37.915	1'56.744	203,8	14:22'59.949
5	23.055	29.672	26.589	37.209	1'56.525	205,3	14:24'56.474
6	23.177	30.312	26.508	35.200	1'55.197	206,5	14:26'51.671
7	23.852	30.522	26.839	45.976	2'07.189P	208,5	14:28'58.860
8	5'53.605	31.038	33.516	37.745	7'35.904P		14:36'34.764
9	22.849	29.770	26.234	35.281	1'54.134	203,4	14:38'28.898
10	22.746	29.675	25.910	35.162	1'53.473	204,9	14:40'22.371
11	23.184	29.776	25.960	35.723	1'54.643	206,9	14:42'17.014
12	22.984	30.063	26.632	35.222	1'54.901	206,1	14:44'11.915
13	22.805	29.564	25.969	34.968	1'53.306	206,9	14:46'05.221

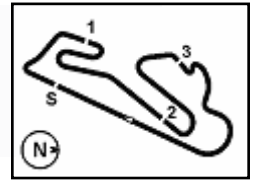
26° 64 H. DE CANCELLIS [1'52.851]							
Lap	Seg1	Seg2	Seg3	Seg4	Lap Time	km/h	Local Time
1		31.070	27.538	36.147			14:17'21.824
2	23.420	29.520	26.201	35.451	1'54.592	208,1	14:19'16.416
3	22.745	29.279	25.878	34.949	1'52.851	216,0	14:21'09.267
4	22.779	29.423	25.946	35.206	1'53.354	217,3	14:23'02.621
5	22.928	29.329	26.017	35.903	1'54.177	214,3	14:24'56.798
6	30.519	29.758	26.085	35.303	2'01.665	200,7	14:26'58.463
7	22.761	29.496	26.133	35.713	1'54.103	209,3	14:28'52.566
8	22.780	29.458	26.746	40.010	1'58.994	215,1	14:30'51.560
9	22.768	29.467	25.830	35.196	1'53.261	211,8	14:32'44.821
10	22.946	30.399	28.322	38.173	1'59.840	212,6	14:34'44.661
11	22.977	29.429	25.779	34.992	1'53.177	208,1	14:36'37.838
12	22.996	29.828	27.032	35.520	1'55.376	216,4	14:38'33.214
13	22.609	29.392	25.713	35.313	1'53.027	217,7	14:40'26.241
14	22.834	29.523	25.850	35.034	1'53.241	214,7	14:42'19.482
15	22.846	29.382	26.048	34.875	1'53.151	209,7	14:44'12.633
16	22.706	29.438	25.828	35.460	1'53.432	219,5	14:46'06.065

30° 2 I. GARCIA ABELLA [1'53.320]							
Lap	Seg1	Seg2	Seg3	Seg4	Lap Time	km/h	Local Time
1			31.692	27.374	35.985		14:17'21.113
2	23.447	29.741	26.118	35.432	1'54.738	206,5	14:19'15.851
3	22.931	29.403	25.730	35.330	1'53.394	204,9	14:21'09.245
4	22.989	29.377	26.107	37.033	1'55.506	209,7	14:23'04.751
5	23.137	29.675	25.898	35.543	1'54.253	210,9	14:24'59.004
6	22.992	29.527	25.872	35.304	1'53.695	207,7	14:26'52.699
7	23.243	29.917	26.332	48.195	2'07.687P	210,9	14:29'00.386
8	5'51.885	37.600	29.017	38.387	7'36.889P		14:36'37.275
9	23.201	29.895	27.886	36.683	1'57.665	210,5	14:38'34.940
10	22.922	29.417	25.849	35.473	1'53.661	207,7	14:40'28.601
11	23.036	29.252	25.760	35.764	1'53.812	209,3	14:42'22.413
12	23.142	29.805	26.031	35.277	1'54.255	208,5	14:44'16.668

20/05/2022 P = Pits In/Out - C = Lap Time Cancelled

These data/results cannot be reproduced, stored and/or transmitted in whole or in part by any manner of electronic, mechanical, photocopying, recording, broadcasting or otherwise now known or herein after developed without the previous express consent by the copyright owner, except for reproduction in daily press and regular printed publications on sale to the public within 60 days of the event related to those data/results and always provided that copyright symbol appears together as follows below.

© DORNA WSBK ORGANIZATION Srl 2022



Estoril Round, 20-22 May 2022
Chronological Analysis Free Practice 2nd Session

13 **22.669** 29.489 26.023 **35.139** **1'53.320** **212,2** 14:46'09.988

31° 43 H. KHOURI (1'53.399)							
Lap	Seg.1	Seg.2	Seg.3	Seg.4	Lap Time	km/h	Local Time
1		30.592	26.425	35.714			14:17'33.693
2	23.202	29.696	26.110	35.007	1'54.015	197,8	14:19'27.708
3	22.709	29.386	25.752	35.921	1'53.768	206,1	14:21'21.476
4	22.738	29.692	26.510	35.161	1'54.101	204,2	14:23'15.577
5	23.068	29.913	25.962	35.450	1'54.393	208,1	14:25'09.970
6	23.293	29.368	26.088	43.388	2'02.137P	203,4	14:27'12.107
7	2'06.599	29.906	26.031	35.647	3'38.183P		14:30'50.290
8	22.977	29.490	26.253	35.678	1'54.398	206,5	14:32'44.688
9	23.171	30.029	26.039	35.239	1'54.478	203,0	14:34'39.166
10	22.794	29.749	26.158	36.509	1'55.210	204,9	14:36'34.376
11	22.891	29.775	26.061	35.141	1'53.868	197,8	14:38'28.244
12	22.851	29.868	25.583	35.097	1'53.399	201,1	14:40'21.643
13	24.315	29.968	25.702	35.165	1'55.150	200,4	14:42'16.793
14	23.054	29.737	25.659	34.993	1'53.443	200,0	14:44'10.236
15	28.519	32.338	25.999	35.061	2'01.917	206,5	14:46'12.153

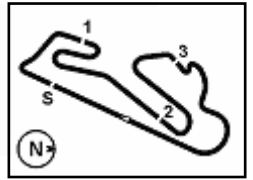
32° 18 I. OFFER (1'54.705)							
Lap	Seg.1	Seg.2	Seg.3	Seg.4	Lap Time	km/h	Local Time
1		32.034	26.982	36.585			14:17'26.469
2	24.086	30.452	26.861	36.606	1'58.005	195,7	14:19'24.474
3	23.739	30.486	26.633	36.603	1'57.461	192,9	14:21'21.935
4	23.250	30.039	26.587	36.330	1'56.206C	203,0	14:23'18.141
5	23.496	30.257	26.534	46.019	2'06.306P	196,7	14:25'24.447
6	1'43.223	32.344	26.714	36.432	3'18.713P		14:28'43.160
7	23.367	30.314	26.209	35.913	1'55.803	198,2	14:30'38.963
8	23.143	30.003	25.972	35.587	1'54.705	202,2	14:32'33.668
9	23.305	30.283	26.112	36.051	1'55.751	199,3	14:34'29.419
10	23.578	33.195	33.002	37.230	2'07.005	197,1	14:36'36.424
11	23.531	30.277	27.193	35.766	1'56.767	205,7	14:38'33.191
12	23.065	29.971	26.255	36.075	1'55.366	204,5	14:40'28.557
13	23.863	30.069	26.426	35.860	1'56.218	204,9	14:42'24.775
14	23.527	30.188	26.440	35.833	1'55.988	207,7	14:44'20.763
15	23.965	31.407	26.538	36.273	1'58.183C	201,1	14:46'18.946

20/05/2022

P = Pits In/Out - C = Lap Time Cancelled

These data/results cannot be reproduced, stored and/or transmitted in whole or in part by any manner of electronic, mechanical, photocopying, recording, broadcasting or otherwise now known or herein after developed without the previous express consent by the copyright owner, except for reproduction in daily press and regular printed publications on sale to the public within 60 days of the event related to those data/results and always provided that copyright symbol appears together as follows below.

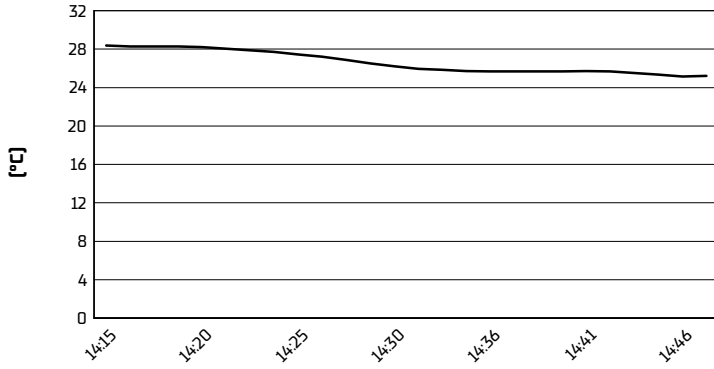
© DORNA WSBK ORGANIZATION Srl 2022



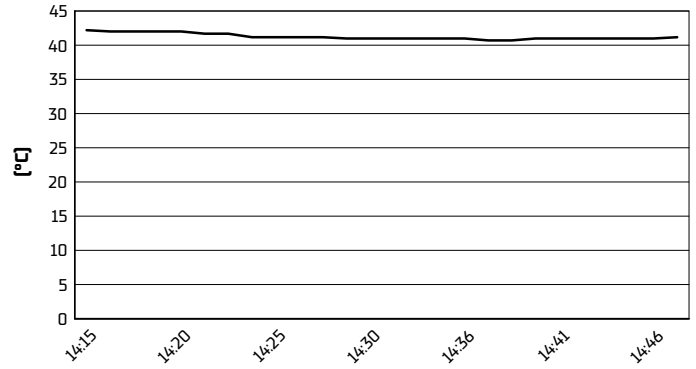
Circuito Estoril 4.182 m

Estoril Round, 20-22 May 2022
Weather Report Free Practice 2nd Session
Session started 14:15 - Session ended 14:48

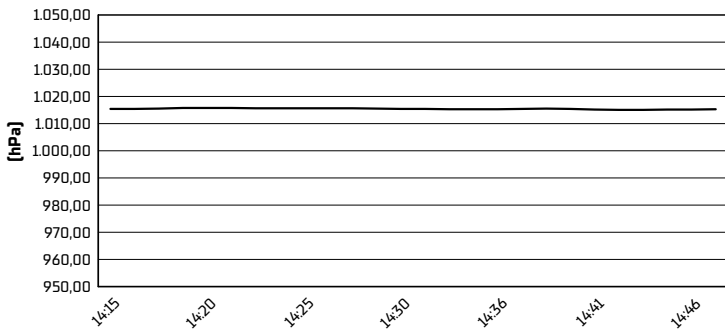
Air Temperature



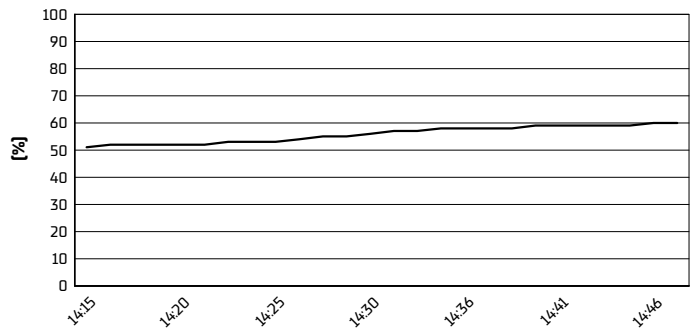
Track Temperature



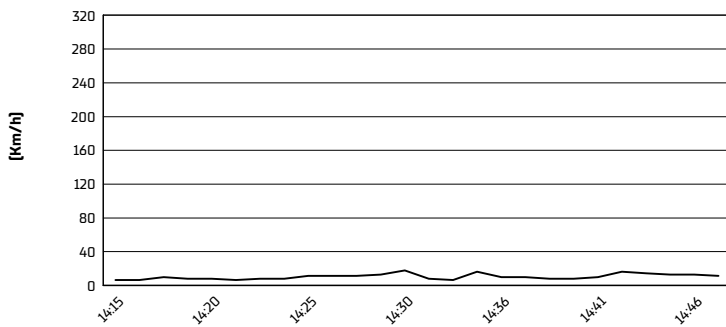
Air Pressure



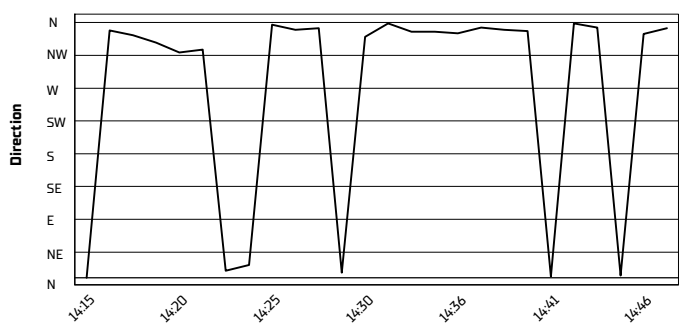
Humidity



Wind Speed



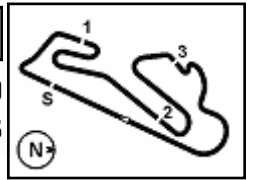
Wind Direction



20/05/2022

These data/results cannot be reproduced, stored and/or transmitted in whole or in part by any manner of electronic, mechanical, photocopying, recording, broadcasting or otherwise now known or herein after developed without the previous express consent by the copyright owner, except for reproduction in daily press and regular printed publications on sale to the public within 60 days of the event related to those data/results and always provided that copyright symbol appears together as follows below.

© DORNA WSBK ORGANIZATION Srl 2022

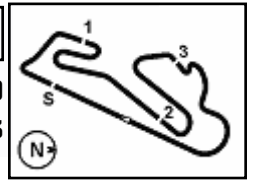


Estoril Round, 20-22 May 2022
Best Laps & Speeds

No.	Rider	Nat	Best Lap		FP1		FP2												
			LL	SPD	LL	SPD	LL	SPD											
1	41 M. GARCIA Yamaha YZF-R3	ESP	1'51.428 22 212,6		1'51.428 10 211,7		1'51.940 12 212,6												
2	85 K. SABATUCCI Kawasaki Ninja 400	ITA	1'51.574 25 215,5		1'52.449 12 210,5		1'51.574 13 215,5												
3	60 D. GEIGER Kawasaki Ninja 400	GER	1'51.695 28 212,1		1'51.695 13 209,7		1'52.107 15 212,1												
4	72 V. STEEMAN Kawasaki Ninja 400	NED	1'51.737 26 218,1		1'52.218 12 212,1		1'51.737 14 218,1												
5	2 I. GARCIA ABELLA Yamaha YZF-R3	ESP	1'51.762 22 212,1		1'51.762 10 209,3		1'53.320 12 212,1												
6	46 S. DI SORA Kawasaki Ninja 400	FRA	1'51.780 23 214,7		1'52.040 12 208,4		1'51.780 11 214,7												
7	58 I. IGLESIAS Kawasaki Ninja 400	ESP	1'51.832 22 213,0		1'51.832 11 213,0		1'51.965 11 212,1												
8	26 M. GENNAI Yamaha YZF-R3	ITA	1'51.861 23 214,7		1'51.983 9 206,9		1'51.861 14 214,7												
9	8 B. IERACI Kawasaki Ninja 400	ITA	1'51.911 26 215,1		1'52.203 13 212,1		1'51.911 13 215,1												
10	27 A. DIAZ Yamaha YZF-R3	ESP	1'51.917 23 213,0		1'52.688 11 210,9		1'51.917 12 213,0												
11	91 M. VANNUCCI Yamaha YZF-R3	ITA	1'51.992 30 209,3		1'51.992 15 207,6		1'52.522 15 209,3												
12	16 D. BORGES Kawasaki Ninja 400	POR	1'52.023 27 210,1		1'52.317 13 203,7		1'52.023 14 210,1												
13	61 Y. OKAYA Kawasaki Ninja 400	JPN	1'52.128 25 214,2		1'52.684 12 211,7		1'52.128 13 214,2												
14	43 H. KHOURI Kawasaki Ninja 400	AUS	1'52.134 25 208,0		1'52.134 11 207,6		1'53.399 14 208,0												
15	14 A. MILLAN Kawasaki Ninja 400	ESP	1'52.176 22 214,7		1'52.176 10 210,5		1'53.034 12 214,7												
16	53 P. SVOBODA Kawasaki Ninja 400	CZE	1'52.179 24 213,4		1'52.381 12 208,4		1'52.179 12 213,4												
17	47 F. SEABRIGHT Yamaha YZF-R3	GBR	1'52.232 24 216,0		1'52.577 12 214,7		1'52.232 12 216,0												
18	88 D. MOGEDA Kawasaki Ninja 400	ESP	1'52.235 26 213,8		1'52.653 14 209,3		1'52.235 12 213,8												
19	12 H. MAIER Yamaha YZF-R3	BRA	1'52.260 22 211,7		1'52.312 10 210,9		1'52.260 12 211,7												
20	28 L. LEHMANN KTM RC 390 R	GER	1'52.357 26 215,1		1'52.489 13 209,7		1'52.357 13 215,1												
21	77 R. BIJMAN Kawasaki Ninja 400	NED	1'52.395 25 214,7		1'53.272 13 210,1		1'52.395 12 214,7												
22	93 M. GAGGI Yamaha YZF-R3	ITA	1'52.525 23 212,6		1'52.987 11 209,7		1'52.525 12 212,6												
23	23 S. MARKARIAN Kawasaki Ninja 400	FRA	1'52.579 23 213,8		1'53.799 12 210,9		1'52.579 11 213,8												
24	69 T. ALBERTO Kawasaki Ninja 400	PHI	1'52.584 24 216,0		1'53.417 12 211,7		1'52.584 12 216,0												
25	59 A. ZANCA Kawasaki Ninja 400	ITA	1'52.643 28 213,8		1'52.643 13 212,1		1'52.658 15 213,8												

20/05/2022
These data/results cannot be reproduced, stored and/or transmitted in whole or in part by any manner of electronic, mechanical, photocopying, recording, broadcasting or otherwise now known or herein after developed without the previous express consent by the copyright owner, except for reproduction in daily press and regular printed publications on sale to the public within 60 days of the event related to those data/results and always provided that copyright symbol appears together as follows below.
© DORNA WSBK ORGANIZATION Srl 2022





Estoril Round, 20-22 May 2022
Best Laps & Speeds

No.	Rider	Bike	Nat	Best Lap		FP1		FP2							
				LL	SPD	LL	SPD	LL	SPD						
26	39 E. VALENTIM GARCIA		BRA	1'52.686		1'53.860		1'52.686							
	Yamaha YZF-R3			24	213,0	12	204,9	12	213,0						
27	64 H. DE CANCELLIS		FRA	1'52.700		1'52.700		1'52.851							
	Kawasaki Ninja 400			29	219,5	14	213,4	15	219,5						
28	81 I. PERISTERAS		GRE	1'52.742		1'53.437		1'52.742							
	Yamaha YZF-R3			25	212,1	13	206,5	12	212,1						
29	80 G. MASTROLUCA		ITA	1'52.785		1'53.107		1'52.785							
	Yamaha YZF-R3			25	212,6	12	207,6	13	212,6						
30	79 T. ALONSO		POR	1'52.937		1'53.578		1'52.937							
	Kawasaki Ninja 400			17	211,3	4	208,4	13	211,3						
31	35 Y. SAIZ MARQUEZ		ESP	1'53.285		1'53.285		1'53.306							
	Kawasaki Ninja 400			24	209,3	12	209,3	12	208,4						
32	18 I. OFFER		GBR	1'54.705		1'55.799		1'54.705							
	Yamaha YZF-R3			28	207,6	14	203,7	14	207,6						

20/05/2022

These data/results cannot be reproduced, stored and/or transmitted in whole or in part by any manner of electronic, mechanical, photocopying, recording, broadcasting or otherwise now known or herein after developed without the previous express consent by the copyright owner, except for reproduction in daily press and regular printed publications on sale to the public within 60 days of the event related to those data/results and always provided that copyright symbol appears together as follows below.

© DORNA WSBK ORGANIZATION Srl 2022