

**Estoril Round, 20-22 May 2022**  
**Results Warm Up**

No.	Rider	Nat	Team	Bike	Time	Gap	Rel.	Laps	Speed	
									Avg	Max
1	<b>41 M. GARCIA</b>	ESP	Yamaha MS Racing	Yamaha YZF-R3	<b>2'03.661</b>			7	121,746	<b>196,0</b>
2	<b>43 H. KHOURI</b>	AUS	Team#109 Kawasaki	Kawasaki Ninja 400	<b>2'04.359</b>	0.698	0.698	6	121,062	<b>204,5</b>
3	<b>85 K. SABATUCCI</b>	ITA	Kawasaki GP Project	Kawasaki Ninja 400	<b>2'04.426</b>	0.765	0.067	6	120,997	<b>198,5</b>
4	<b>69 T. ALBERTO</b>	PHI	Fusport-RT Motorsports by SKM-Kawasaki	Kawasaki Ninja 400	<b>2'04.589</b>	0.928	0.163	6	120,839	<b>199,6</b>
5	<b>14 A. MILLAN</b>	ESP	SMW Racing	Kawasaki Ninja 400	<b>2'04.706</b>	1.045	0.117	6	120,726	<b>201,5</b>
6	<b>72 V. STEEMAN</b>	NED	MTM Kawasaki	Kawasaki Ninja 400	<b>2'04.835</b>	1.174	0.129	6	120,601	<b>197,8</b>
7	<b>53 P. SVOBODA</b>	CZE	Accolade Smrz Racing	Kawasaki Ninja 400	<b>2'04.953</b>	1.292	0.118	6	120,487	<b>201,1</b>
8	<b>80 G. MASTROLUCA</b>	ITA	ProGP Racing	Yamaha YZF-R3	<b>2'05.265</b>	1.604	0.312	6	120,187	<b>203,0</b>
9	<b>27 A. DIAZ</b>	ESP	Arco Motor University Team	Yamaha YZF-R3	<b>2'05.319</b>	1.658	0.054	6	120,135	<b>193,9</b>
10	<b>35 Y. SAIZ MARQUEZ</b>	ESP	Accolade Smrz Racing	Kawasaki Ninja 400	<b>2'05.488</b>	1.827	0.169	6	119,973	<b>205,3</b>
11	<b>91 M. VANNUCCI</b>	ITA	AG Motorsport Italia Yamaha	Yamaha YZF-R3	<b>2'05.527</b>	1.866	0.039	6	119,936	<b>204,5</b>
12	<b>77 R. BIJMAN</b>	NED	MTM Kawasaki	Kawasaki Ninja 400	<b>2'05.801</b>	2.140	0.274	6	119,675	<b>200,4</b>
13	<b>64 H. DE CANCELLIS</b>	FRA	Prodina Racing WorldSSP300	Kawasaki Ninja 400	<b>2'05.834</b>	2.173	0.033	6	119,643	<b>204,9</b>
14	<b>12 H. MAIER</b>	BRA	AD78 Team Brasil by MS Racing	Yamaha YZF-R3	<b>2'05.904</b>	2.243	0.070	6	119,577	<b>197,1</b>
15	<b>46 S. DI SORA</b>	FRA	Leader Team Flembbo	Kawasaki Ninja 400	<b>2'06.012</b>	2.351	0.108	6	119,474	<b>206,9</b>
16	<b>58 I. IGLESIAS</b>	ESP	SMW Racing	Kawasaki Ninja 400	<b>2'06.035</b>	2.374	0.023	6	119,453	<b>201,1</b>
17	<b>59 A. ZANCA</b>	ITA	Kawasaki GP Project	Kawasaki Ninja 400	<b>2'06.072</b>	2.411	0.037	6	119,417	<b>202,6</b>
18	<b>81 I. PERISTERAS</b>	GRE	ProGP Racing	Yamaha YZF-R3	<b>2'06.134</b>	2.473	0.062	6	119,359	<b>203,4</b>
19	<b>2 I. GARCIA ABELLA</b>	ESP	Yamaha MS Racing	Yamaha YZF-R3	<b>2'06.204</b>	2.543	0.070	6	119,293	<b>205,3</b>
20	<b>26 M. GENNAI</b>	ITA	Team BrCorse	Yamaha YZF-R3	<b>2'06.445</b>	2.784	0.241	6	119,065	<b>196,0</b>
21	<b>8 B. IERACI</b>	ITA	Prodina Racing WorldSSP300	Kawasaki Ninja 400	<b>2'06.604</b>	2.943	0.159	6	118,916	<b>200,0</b>
22	<b>23 S. MARKARIAN</b>	FRA	Leader Team Flembbo	Kawasaki Ninja 400	<b>2'06.737</b>	3.076	0.133	6	118,791	<b>207,3</b>
23	<b>93 M. GAGGI</b>	ITA	Vinales Racing Team	Yamaha YZF-R3	<b>2'06.944</b>	3.283	0.207	6	118,597	<b>201,5</b>
24	<b>39 E. VALENTIM GARCIA</b>	BRA	AD78 Team Brasil by MS Racing	Yamaha YZF-R3	<b>2'06.981</b>	3.320	0.037	6	118,563	<b>203,8</b>
25	<b>61 Y. OKAYA</b>	JPN	MTM Kawasaki	Kawasaki Ninja 400	<b>2'07.111</b>	3.450	0.130	6	118,441	<b>199,6</b>
26	<b>79 T. ALONSO</b>	PDR	Quaresma Racing Team	Kawasaki Ninja 400	<b>2'07.343</b>	3.682	0.232	6	118,226	<b>201,1</b>
27	<b>18 I. OFFER</b>	GBR	Team BrCorse	Yamaha YZF-R3	<b>2'07.655</b>	3.994	0.312	6	117,937	<b>194,6</b>
28	<b>88 D. MOGEDA</b>	ESP	Team#109 Kawasaki	Kawasaki Ninja 400	<b>2'08.063</b>	4.402	0.408	6	117,561	<b>200,4</b>
29	<b>16 D. BORGES</b>	PDR	Rame Moto Racing	Kawasaki Ninja 400	<b>2'09.966</b>	6.305	1.903	6	115,840	<b>201,5</b>
30	<b>47 F. SEABRIGHT</b>	GBR	Vinales Racing Team	Yamaha YZF-R3	<b>2'11.028</b>	7.367	1.062	4	114,901	<b>201,5</b>
31	<b>28 L. LEHMANN</b>	GER	Freudenberg KTM - Paligo Racing	KTM RC 390 R				0		<b>193,5</b>
32	<b>60 D. GEIGER</b>	GER	Fusport-RT Motorsports by SKM-Kawasaki	Kawasaki Ninja 400				0		

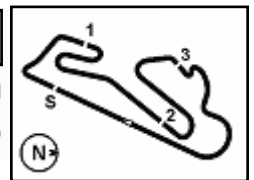
AIR	Humidity:	89%	Temp:	17°C
TRACK	Condition:	Wet	Temp:	21°C

Records	Pole	(SP)	2022	Y.Okaya	1'50.476	136,280	Km/h
	Race	(RC1)	2020	K.Meuffels	1'50.496	136,250	Km/h
	All Times	(SP)	2022	Y.Okaya	1'50.476	136,280	Km/h

Start 22/05/2022 09:55 End 10:12 The results are provisional until the end of the time limit for protests and appeals and the completion of the technical checks.

These data/results cannot be reproduced, stored and/or transmitted in whole or in part by any manner of electronic, mechanical, photocopying, recording, broadcasting or otherwise now known or herein after developed without the previous express consent by the copyright owner, except for reproduction in daily press and regular printed publications on sale to the public within 60 days of the event related to those data/results and always provided that copyright symbol appears together as follows below.

© DORNA WSBK ORGANIZATION Srl 2022



**Estoril Round, 20-22 May 2022**  
**Results Warm Up**

**Session Highlights**

Local Time	No. Rider	Description
09.55.00		Start
09.58.51	<b>28</b> L. <b>LEHMANN</b>	Crashed - Turn 4
10.01.32	<b>47</b> F. <b>SEABRIGHT</b>	Crashed - Turn 7
10.01.42	<b>47</b> F. <b>SEABRIGHT</b>	Re-joined
10.02.08	<b>27</b> A. <b>DIAZ</b>	Lap Cancelled [2'12.502] - Yellow Flag - Turn 4
10.02.50	<b>47</b> F. <b>SEABRIGHT</b>	BLACK FLAG - Didn't went to pit lane after crash [art. 1.21.5]
10.08.06	<b>47</b> F. <b>SEABRIGHT</b>	Allowed to continue the practice
10.12.14		End Of Session

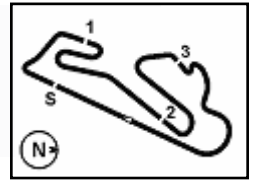
**Fastest Laps Sequence**

No.	Rider	Nat	Team	Bike	Local Time	Time	Gap	Avg
<b>41</b>	M. <b>GARCIA</b>	ESP	Yamaha MS Racing	Yamaha YZF-R3	09:59'31.647	<b>2'06.866</b>		118,670
<b>41</b>	M. <b>GARCIA</b>	ESP	Yamaha MS Racing	Yamaha YZF-R3	10:01'37.703	<b>2'06.056</b>	-0.810	119,433
<b>41</b>	M. <b>GARCIA</b>	ESP	Yamaha MS Racing	Yamaha YZF-R3	10:03'42.659	<b>2'04.956</b>	-1.100	120,484
<b>41</b>	M. <b>GARCIA</b>	ESP	Yamaha MS Racing	Yamaha YZF-R3	10:07'51.724	<b>2'03.945</b>	-1.011	121,467
<b>41</b>	M. <b>GARCIA</b>	ESP	Yamaha MS Racing	Yamaha YZF-R3	10:09'55.385	<b>2'03.661</b>	-0.284	121,746

22/05/2022 Start 09:55 End 10:12 The results are provisional until the end of the time limit for protests and appeals and the completion of the technical checks.

These data/results cannot be reproduced, stored and/or transmitted in whole or in part by any manner of electronic, mechanical, photocopying, recording, broadcasting or otherwise now known or herein after developed without the previous express consent by the copyright owner, except for reproduction in daily press and regular printed publications on sale to the public within 60 days of the event related to those data/results and always provided that copyright symbol appears together as follows below.

© DORNA WSBK ORGANIZATION Srl 2022



Circuito Estoril 4.182 m

**Estoril Round, 20-22 May 2022**

**Starting Grid - Race 2 (12 Laps x 4,182 km = 50,184 km)**

1	1	<b>61 OKAYA Y.</b> Kawasaki 1'50.476	2	<b>41 GARCIA M.</b> Yamaha 1'50.994	3	<b>46 DI SORA S.</b> Kawasaki 1'51.109
2	4	<b>85 SABATUCCI K.</b> Kawasaki 1'51.204	5	<b>58 IGLESIAS I.</b> Kawasaki 1'51.259	6	<b>72 STEEMAN V.</b> Kawasaki 1'51.334
3	7	<b>91 VANNUCCI M.</b> Yamaha 1'51.436	8	<b>59 ZANCA A.</b> Kawasaki 1'51.437	9	<b>27 DIAZ A.</b> Yamaha 1'51.442
4	10	<b>14 MILLAN A.</b> Kawasaki 1'51.463	11	<b>80 MASTROLUCA G.</b> Yamaha 1'51.646	12	<b>8 IERACI B.</b> Kawasaki 1'51.719
5	13	<b>26 GENNAI M.</b> Yamaha 1'51.744	14	<b>64 DE CANCELLIS H.</b> Kawasaki 1'51.744	15	<b>47 SEABRIGHT F.</b> Yamaha 1'51.814
6	16	<b>16 BORGES D.</b> Kawasaki 1'51.963	17	<b>23 MARKARIAN S.</b> Kawasaki 1'52.167	18	<b>93 GAGGI M.</b> Yamaha 1'52.167
7	19	<b>69 ALBERTO T.</b> Kawasaki 1'52.223	20	<b>2 GARCIA ABELLA I.</b> Yamaha 1'52.303	21	<b>77 BIJMAN R.</b> Kawasaki 1'52.375
8	22	<b>35 SAIZ MARQUEZ Y.</b> Kawasaki 1'52.409	23	<b>28 LEHMANN L.</b> KTM 1'52.431	24	<b>88 MOGEDA D.</b> Kawasaki 1'52.506
9	25	<b>60 GEIGER D.</b> Kawasaki 1'52.562	26	<b>53 SVOBODA P.</b> Kawasaki 1'52.633	27	<b>79 ALONSO T.</b> Kawasaki 1'52.897
10	28	<b>43 KHOURI H.</b> Kawasaki 1'52.949	29	<b>39 VALENTIM GARCIA</b> Yamaha 1'53.173	30	<b>81 PERISTERAS I.</b> Yamaha 1'53.228
11	31	<b>18 OFFER I.</b> Yamaha 1'55.378	32	<b>12 MAIER H.</b> Yamaha		

22/05/2022 The Race Director .....

These data/results cannot be reproduced, stored and/or transmitted in whole or in part by any manner of electronic, mechanical, photocopying, recording, broadcasting or otherwise now known or herein after developed without the previous express consent by the copyright owner, except for reproduction in daily press and regular printed publications on sale to the public within 60 days of the event related to those data/results and always provided that copyright symbol appears together as follows below. © DORNA WSBK ORGANIZATION Srl 2022

**Estoril Round, 20-22 May 2022**  
**Best Sectors & Speed Warm Up**

BEST LAP			
1	41	M. GARCIA	Yamaha YZF-R3 2'03.661
2	43	H. KHOURI	Kawasaki Ninja 400 2'04.359
3	85	K. SABATUCCI	Kawasaki Ninja 400 2'04.426
4	69	T. ALBERTO	Kawasaki Ninja 400 2'04.589
5	14	A. MILLAN	Kawasaki Ninja 400 2'04.706
6	72	V. STEEMAN	Kawasaki Ninja 400 2'04.835
7	53	P. SVOBODA	Kawasaki Ninja 400 2'04.953
8	80	G. MASTROLUCCA	Yamaha YZF-R3 2'05.265
9	27	A. DIAZ	Yamaha YZF-R3 2'05.319
10	35	Y. SAIZ MARQUEZ	Kawasaki Ninja 400 2'05.488
11	91	M. VANNUCCI	Yamaha YZF-R3 2'05.527
12	77	R. BIJMAN	Kawasaki Ninja 400 2'05.801
13	64	H. DE CANCELLIS	Kawasaki Ninja 400 2'05.834
14	12	H. MAIER	Yamaha YZF-R3 2'05.904
15	46	S. DI SORA	Kawasaki Ninja 400 2'06.012
16	58	I. IGLESIAS	Kawasaki Ninja 400 2'06.035
17	59	A. ZANCA	Kawasaki Ninja 400 2'06.072
18	81	I. PERISTERAS	Yamaha YZF-R3 2'06.134
19	2	I. GARCIA ABELLA	Yamaha YZF-R3 2'06.204
20	26	M. GENNAI	Yamaha YZF-R3 2'06.445
21	8	B. IERACI	Kawasaki Ninja 400 2'06.604
22	23	S. MARKARIAN	Kawasaki Ninja 400 2'06.737
23	93	M. GAGGI	Yamaha YZF-R3 2'06.944
24	39	E. VALENTIM GARCIA	Yamaha YZF-R3 2'06.981
25	61	Y. OKAYA	Kawasaki Ninja 400 2'07.111
26	79	T. ALONSO	Kawasaki Ninja 400 2'07.343
27	18	I. OFFER	Yamaha YZF-R3 2'07.655
28	88	D. MOGEDA	Kawasaki Ninja 400 2'08.063
29	16	D. BORGES	Kawasaki Ninja 400 2'09.966
30	47	F. SEABRIGHT	Yamaha YZF-R3 2'11.028
31	28	L. LEHMANN	KTM RC 390 R
32	60	D. GEIGER	Kawasaki Ninja 400

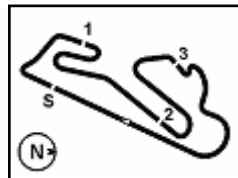
SPEED			
1	23	S. MARKARIAN	Kawasaki Ninja 400 207,3
2	46	S. DI SORA	Kawasaki Ninja 400 206,9
3	35	Y. SAIZ MARQUEZ	Kawasaki Ninja 400 205,3
4	2	I. GARCIA ABELLA	Yamaha YZF-R3 205,3
5	64	H. DE CANCELLIS	Kawasaki Ninja 400 204,9
6	43	H. KHOURI	Kawasaki Ninja 400 204,5
7	91	M. VANNUCCI	Yamaha YZF-R3 204,5
8	39	E. VALENTIM GARCIA	Yamaha YZF-R3 203,8
9	81	I. PERISTERAS	Yamaha YZF-R3 203,4
10	80	G. MASTROLUCCA	Yamaha YZF-R3 203,0
11	59	A. ZANCA	Kawasaki Ninja 400 202,6
12	14	A. MILLAN	Kawasaki Ninja 400 201,5
13	47	F. SEABRIGHT	Yamaha YZF-R3 201,5
14	93	M. GAGGI	Yamaha YZF-R3 201,5
15	16	D. BORGES	Kawasaki Ninja 400 201,5
16	53	P. SVOBODA	Kawasaki Ninja 400 201,1
17	58	I. IGLESIAS	Kawasaki Ninja 400 201,1
18	79	T. ALONSO	Kawasaki Ninja 400 201,1
19	88	D. MOGEDA	Kawasaki Ninja 400 200,4
20	77	R. BIJMAN	Kawasaki Ninja 400 200,4
21	8	B. IERACI	Kawasaki Ninja 400 200,0
22	69	T. ALBERTO	Kawasaki Ninja 400 199,6
23	61	Y. OKAYA	Kawasaki Ninja 400 199,6
24	85	K. SABATUCCI	Kawasaki Ninja 400 198,5
25	72	V. STEEMAN	Kawasaki Ninja 400 197,8
26	12	H. MAIER	Yamaha YZF-R3 197,1
27	41	M. GARCIA	Yamaha YZF-R3 196,0
28	26	M. GENNAI	Yamaha YZF-R3 196,0
29	18	I. OFFER	Yamaha YZF-R3 194,6
30	27	A. DIAZ	Yamaha YZF-R3 193,9
31	28	L. LEHMANN	KTM RC 390 R 193,5

SEG. 1			SEG. 2			SEG. 3			SEG. 4						
1	41	M. GARCIA	24.885	1	41	M. GARCIA	31.206	1	41	M. GARCIA	28.585	1	85	K. SABATUCCI	38.812
2	46	S. DI SORA	24.998	2	43	H. KHOURI	31.378	2	69	T. ALBERTO	28.656	2	14	A. MILLAN	38.871
3	43	H. KHOURI	25.050	3	80	G. MASTROLUCCA	31.435	3	53	P. SVOBODA	28.716	3	41	M. GARCIA	38.923
4	91	M. VANNUCCI	25.055	4	85	K. SABATUCCI	31.498	4	85	K. SABATUCCI	28.718	4	43	H. KHOURI	39.005
5	72	V. STEEMAN	25.120	5	69	T. ALBERTO	31.513	5	43	H. KHOURI	28.765	5	26	M. GENNAI	39.011
6	64	H. DE CANCELLIS	25.130	6	72	V. STEEMAN	31.541	6	72	V. STEEMAN	28.809	6	27	A. DIAZ	39.101
7	12	H. MAIER	25.156	7	14	A. MILLAN	31.544	7	80	G. MASTROLUCCA	28.965	7	53	P. SVOBODA	39.114
8	35	Y. SAIZ MARQUEZ	25.188	8	91	M. VANNUCCI	31.558	8	91	M. VANNUCCI	28.966	8	35	Y. SAIZ MARQUEZ	39.191
9	69	T. ALBERTO	25.191	9	53	P. SVOBODA	31.576	9	27	A. DIAZ	29.037	9	69	T. ALBERTO	39.229
10	85	K. SABATUCCI	25.206	10	64	H. DE CANCELLIS	31.651	10	14	A. MILLAN	29.039	10	81	I. PERISTERAS	39.301
11	53	P. SVOBODA	25.250	11	59	A. ZANCA	31.672	11	59	A. ZANCA	29.060	11	91	M. VANNUCCI	39.341
12	14	A. MILLAN	25.252	12	81	I. PERISTERAS	31.729	12	35	Y. SAIZ MARQUEZ	29.087	12	72	V. STEEMAN	39.365
13	77	R. BIJMAN	25.323	13	27	A. DIAZ	31.731	13	77	R. BIJMAN	29.117	13	23	S. MARKARIAN	39.400
14	80	G. MASTROLUCCA	25.362	14	46	S. DI SORA	31.758	14	58	I. IGLESIAS	29.132	14	2	I. GARCIA ABELLA	39.423
15	26	M. GENNAI	25.377	15	2	I. GARCIA ABELLA	31.784	15	8	B. IERACI	29.144	15	80	G. MASTROLUCCA	39.441
16	23	S. MARKARIAN	25.388	16	77	R. BIJMAN	31.810	16	26	M. GENNAI	29.189	16	58	I. IGLESIAS	39.449
17	2	I. GARCIA ABELLA	25.406	17	58	I. IGLESIAS	31.817	17	81	I. PERISTERAS	29.256	17	61	Y. OKAYA	39.495
18	8	B. IERACI	25.448	18	39	E. VALENTIM GARCIA	31.849	18	12	H. MAIER	29.271	18	77	R. BIJMAN	39.508
19	27	A. DIAZ	25.450	19	35	Y. SAIZ MARQUEZ	31.902	19	64	H. DE CANCELLIS	29.299	19	59	A. ZANCA	39.517
20	81	I. PERISTERAS	25.468	20	93	M. GAGGI	31.955	20	2	I. GARCIA ABELLA	29.312	20	12	H. MAIER	39.519
21	59	A. ZANCA	25.506	21	12	H. MAIER	31.958	21	18	I. OFFER	29.383	21	64	H. DE CANCELLIS	39.601
22	58	I. IGLESIAS	25.538	22	26	M. GENNAI	31.970	22	79	T. ALONSO	29.396	22	88	D. MOGEDA	39.611
23	18	I. OFFER	25.539	23	61	Y. OKAYA	32.056	23	39	E. VALENTIM GARCIA	29.442	23	79	T. ALONSO	39.631
24	47	F. SEABRIGHT	25.601	24	8	B. IERACI	32.059	24	93	M. GAGGI	29.470	24	46	S. DI SORA	39.679
25	93	M. GAGGI	25.629	25	18	I. OFFER	32.064	25	46	S. DI SORA	29.577	25	39	E. VALENTIM GARCIA	39.728
26	39	E. VALENTIM GARCIA	25.734	26	79	T. ALONSO	32.101	26	23	S. MARKARIAN	29.769	26	8	B. IERACI	39.798
27	61	Y. OKAYA	25.772	27	23	S. MARKARIAN	32.111	27	61	Y. OKAYA	29.788	27	93	M. GAGGI	39.890
28	79	T. ALONSO	25.825	28	47	F. SEABRIGHT	32.300	28	88	D. MOGEDA	29.869	28	47	F. SEABRIGHT	39.960
29	88	D. MOGEDA	25.984	29	88	D. MOGEDA	32.480	29	47	F. SEABRIGHT	29.904	29	18	I. OFFER	40.108
30	28	L. LEHMANN	26.286	30	16	D. BORGES	32.998	30	16	D. BORGES	30.219	30	16	D. BORGES	40.394
31	16	D. BORGES	26.305	31	28	L. LEHMANN	33.917	31	28	L. LEHMANN	32.236	31	28	L. LEHMANN	40.733

22/05/2022

These data/results cannot be reproduced, stored and/or transmitted in whole or in part by any manner of electronic, mechanical, photocopying, recording, broadcasting or otherwise now known or herein after developed without the previous express consent by the copyright owner, except for reproduction in daily press and regular printed publications on sale to the public within 60 days of the event related to those data/results and always provided that copyright symbol appears together as follows below.

© DORNA WSBK ORGANIZATION Srl 2022



**Estoril Round, 20-22 May 2022**

**Ideal Times Warm Up**

No. Rider	Nat	Bike	Seg. 1 Diff. 1	Seg. 2 Diff. 2	Seg. 3 Diff. 3	Seg. 4 Diff. 4	Ideal Time Best Lap	Pos.	Diff.
1 41 M. GARCIA	ESP	Yamaha YZF-R3	24.885	31.206 +0.049	28.585 +0.013	38.923	<b>2'03.599</b> 2'03.661	1	0.062
2 43 H. KHOURI	AUS	Kawasaki Ninja 400	25.050 +0.111	31.378	28.765	39.005 +0.050	<b>2'04.198</b> 2'04.359	2	0.161
3 85 K. SABATUCCI	ITA	Kawasaki Ninja 400	25.206	31.498 +0.044	28.718 +0.148	38.812	<b>2'04.234</b> 2'04.426	3	0.192
4 69 T. ALBERTO	PHI	Kawasaki Ninja 400	25.191	31.513	28.656	39.229	<b>2'04.589</b> 2'04.589	4	
5 53 P. SVOBODA	CZE	Kawasaki Ninja 400	25.250 +0.092	31.576	28.716	39.114 +0.205	<b>2'04.656</b> 2'04.953	7	0.297
6 14 A. MILLAN	ESP	Kawasaki Ninja 400	25.252	31.544	29.039	38.871	<b>2'04.706</b> 2'04.706	5	
7 72 V. STEEMAN	NED	Kawasaki Ninja 400	25.120	31.541	28.809	39.365	<b>2'04.835</b> 2'04.835	6	
8 91 M. VANNUCCI	ITA	Yamaha YZF-R3	25.055	31.558	28.966 +0.504	39.341 +0.103	<b>2'04.920</b> 2'05.527	11	0.607
9 80 G. MASTROLUCA	ITA	Yamaha YZF-R3	25.362 +0.062	31.435	28.965	39.441	<b>2'05.203</b> 2'05.265	8	0.062
10 27 A. DIAZ	ESP	Yamaha YZF-R3	25.450	31.731	29.037	39.101	<b>2'05.319</b> 2'05.319	9	
11 35 Y. SAIZ MARQUEZ	ESP	Kawasaki Ninja 400	25.188 +0.120	31.902	29.087	39.191	<b>2'05.368</b> 2'05.488	10	0.120
12 26 M. GENNAI	ITA	Yamaha YZF-R3	25.377	31.970 +0.021	29.189 +0.318	39.011 +0.559	<b>2'05.547</b> 2'06.445	20	0.898
13 64 H. DE CANCELLIS	FRA	Kawasaki Ninja 400	25.130	31.651	29.299	39.601 +0.153	<b>2'05.681</b> 2'05.834	13	0.153
14 81 I. PERISTERAS	GRE	Yamaha YZF-R3	25.468	31.729 +0.104	29.256	39.301 +0.276	<b>2'05.754</b> 2'06.134	18	0.380
15 59 A. ZANCA	ITA	Kawasaki Ninja 400	25.506	31.672 +0.314	29.060 +0.003	39.517	<b>2'05.755</b> 2'06.072	17	0.317
16 77 R. BIJMAN	NED	Kawasaki Ninja 400	25.323	31.810	29.117	39.508 +0.043	<b>2'05.758</b> 2'05.801	12	0.043
17 12 H. MAIER	BRA	Yamaha YZF-R3	25.156	31.958	29.271	39.519	<b>2'05.904</b> 2'05.904	14	
18 2 I. GARCIA ABELLA	ESP	Yamaha YZF-R3	25.406	31.784	29.312	39.423 +0.279	<b>2'05.925</b> 2'06.204	19	0.279
19 58 I. IGLESIAS	ESP	Kawasaki Ninja 400	25.538	31.817	29.132	39.449 +0.099	<b>2'05.936</b> 2'06.035	16	0.099
20 46 S. DI SORA	FRA	Kawasaki Ninja 400	24.998	31.758	29.577	39.679	<b>2'06.012</b> 2'06.012	15	
21 8 B. IERACI	ITA	Kawasaki Ninja 400	25.448 +0.145	32.059 +0.010	29.144	39.798	<b>2'06.449</b> 2'06.604	21	0.155
22 23 S. MARKARIAN	FRA	Kawasaki Ninja 400	25.388	32.111 +0.069	29.769	39.400	<b>2'06.668</b> 2'06.737	22	0.069
23 39 E. VALENTIM GARCIA	BRA	Yamaha YZF-R3	25.734	31.849	29.442 +0.228	39.728	<b>2'06.753</b> 2'06.981	24	0.228
24 93 M. GAGGI	ITA	Yamaha YZF-R3	25.629	31.955	29.470	39.890	<b>2'06.944</b> 2'06.944	23	
25 79 T. ALONSO	POR	Kawasaki Ninja 400	25.825	32.101	29.396 +0.244	39.631 +0.146	<b>2'06.953</b> 2'07.343	26	0.390
26 18 I. OFFER	GBR	Yamaha YZF-R3	25.539 +0.193	32.064 +0.188	29.383 +0.180	40.108	<b>2'07.094</b> 2'07.655	27	0.561
27 61 Y. OKAYA	JPN	Kawasaki Ninja 400	25.772	32.056	29.788	39.495	<b>2'07.111</b> 2'07.111	25	
28 47 F. SEABRIGHT	GBR	Yamaha YZF-R3	25.601 +1.268	32.300 +1.054	29.904 +0.232	39.960 +0.709	<b>2'07.765</b> 2'11.028	30	3.263
29 88 D. MOGEDA	ESP	Kawasaki Ninja 400	25.984 +0.119	32.480	29.869	39.611	<b>2'07.944</b> 2'08.063	28	0.119
30 16 D. BORGES	POR	Kawasaki Ninja 400	26.305	32.998	30.219	40.394 +0.050	<b>2'09.916</b> 2'09.966	29	0.050
28 L. LEHMANN	GER	KTM RC 390 R							
60 D. GEIGER	GER	Kawasaki Ninja 400							
<b>Overall Ideal Time</b>			24.885	31.206	28.585	38.812	<b>2'03.488</b>		

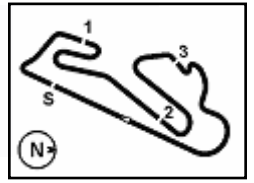
22/05/2022

These data/results cannot be reproduced, stored and/or transmitted in whole or in part by any manner of electronic, mechanical, photocopying, recording, broadcasting or otherwise now known or herein after developed without the previous express consent by the copyright owner, except for reproduction in daily press and regular printed publications on sale to the public within 60 days of the event related to those data/results and always provided that copyright symbol appears together as follows below.

© DORNA WSBK ORGANIZATION Srl 2022

FIGR PERUGIA TIMING





**Estoril Round, 20-22 May 2022**  
**Ideal Times Warm Up**

No. Rider	Nat	Bike	Seg. 1	Seg. 2	Seg. 3	Seg. 4	Ideal Time		
			Diff. 1	Diff. 2	Diff. 3	Diff. 4	Best Lap	Pos.	Diff.

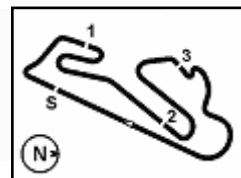
22/05/2022

These data/results cannot be reproduced, stored and/or transmitted in whole or in part by any manner of electronic, mechanical, photocopying, recording, broadcasting or otherwise now known or herein after developed without the previous express consent by the copyright owner, except for reproduction in daily press and regular printed publications on sale to the public within 60 days of the event related to those data/results and always provided that copyright symbol appears together as follows below.

© DORNA WSBK ORGANIZATION Srl 2022

FICR PERUGIA TIMING





**Estoril Round, 20-22 May 2022**  
**Chronological Analysis Warm Up**

1° 41 M. GARCIA [2'03.661]								7° 53 P. SVOBODA [2'04.953]							
Lap	Seg1	Seg2	Seg3	Seg4	Lap Time	km/h	Local Time	Lap	Seg1	Seg2	Seg3	Seg4	Lap Time	km/h	Local Time
1		33.749	30.403	40.826			9:57'24.781	1		35.838	32.381	42.477			9:57'40.486
2	25.980	32.012	29.285	39.589	2'06.866	193,2	9:59'31.647	2	26.532	32.578	29.807	39.898	2'08.815	198,9	9:59'49.301
3	25.514	31.767	29.147	39.628	2'06.056	194,2	10:01'37.703	3	25.950	32.209	29.664	40.091	2'07.914	199,3	10:01'57.215
4	25.245	31.608	28.915	39.188	2'04.956	194,2	10:03'42.659	4	25.729	32.121	29.584	39.212	2'06.646	201,1	10:04'03.861
5	25.335	31.671	28.908	39.206	2'05.120	194,9	10:05'47.779	5	25.348	31.939	28.945	39.114	2'05.346	199,6	10:06'09.207
6	25.068	31.342	28.585	38.950	2'03.945	196,0	10:07'51.724	6	25.250	31.722	28.832	39.251	2'05.055	197,4	10:08'14.262
7	24.885	31.255	28.598	38.923	2'03.661	196,0	10:09'55.385	7	25.342	31.576	28.716	39.319	2'04.953	193,5	10:10'19.215
8	24.966	31.206	29.451	39.992	2'05.615	195,3	10:12'01.000								

2° 43 H. KHOURI [2'04.359]								8° 80 G. MASTROLUCA [2'05.265]							
Lap	Seg1	Seg2	Seg3	Seg4	Lap Time	km/h	Local Time	Lap	Seg1	Seg2	Seg3	Seg4	Lap Time	km/h	Local Time
1		34.543	31.099	41.653			9:57'40.743	1		36.851	32.267	42.023			9:57'40.562
2	26.461	32.492	30.230	39.491	2'08.674	201,5	9:59'49.417	2	25.963	32.684	29.514	40.126	2'08.287	202,6	9:59'48.849
3	25.597	32.217	29.863	39.884	2'07.561	204,5	10:01'56.978	3	25.782	32.191	29.546	40.417	2'07.936	193,9	10:01'56.785
4	25.542	32.377	29.436	39.352	2'06.707	195,7	10:04'03.685	4	27.850	32.391	29.607	40.270	2'10.118	190,5	10:04'06.903
5	25.580	31.995	29.066	39.548	2'06.189	191,2	10:06'09.874	5	25.456	32.026	29.764	40.085	2'07.331	201,1	10:06'14.234
6	25.050	31.612	29.291	39.005	2'04.958	198,5	10:08'14.832	6	25.362	31.822	29.214	39.663	2'06.061	196,7	10:08'20.295
7	25.161	31.378	28.765	39.055	2'04.359	195,3	10:10'19.191	7	25.424	31.435	28.965	39.441	2'05.265	203,0	10:10'25.560

3° 85 K. SABATUCCI [2'04.426]								9° 27 A. DIAZ [2'05.319]							
Lap	Seg1	Seg2	Seg3	Seg4	Lap Time	km/h	Local Time	Lap	Seg1	Seg2	Seg3	Seg4	Lap Time	km/h	Local Time
1		34.276	31.475	42.730			9:57'40.176	1		35.551	31.850	42.557			9:57'40.865
2	26.230	32.334	29.526	39.970	2'08.060	192,2	9:59'48.236	2	27.188	33.733	30.786	40.795	2'12.502C	190,5	10:00'38.367
3	25.774	32.552	31.300	40.859	2'10.485	190,8	10:01'58.721	3	26.438	32.885	30.268	40.197	2'09.788	192,2	10:02'48.155
4	25.504	31.984	29.112	39.484	2'06.084	197,4	10:04'04.805	4	26.140	32.584	29.727	39.575	2'08.026	193,2	10:04'56.181
5	25.223	31.689	28.718	39.421	2'05.051	197,5	10:06'09.856	5	25.891	32.079	29.490	39.667	2'07.127	193,9	10:07'03.308
6	25.206	31.542	28.866	38.812	2'04.426	195,7	10:08'14.282	6	25.782	32.126	29.472	39.517	2'06.897	193,5	10:09'10.205
7	25.430	31.498	28.800	39.158	2'04.886	193,5	10:10'19.168	7	25.450	31.731	29.037	39.101	2'05.319	193,9	10:11'15.524

4° 69 T. ALBERTO [2'04.589]								10° 35 Y. SAIZ MARQUEZ [2'05.488]							
Lap	Seg1	Seg2	Seg3	Seg4	Lap Time	km/h	Local Time	Lap	Seg1	Seg2	Seg3	Seg4	Lap Time	km/h	Local Time
1		34.256	31.952	41.891			9:57'29.692	1		35.184	32.311	43.219			9:57'40.262
2	26.793	33.202	30.515	40.579	2'11.089	191,8	9:59'40.781	2	27.251	32.605	30.417	40.346	2'10.619	190,1	9:59'50.881
3	25.933	32.041	30.510	40.162	2'08.646	194,2	10:01'49.427	3	25.803	32.091	29.743	39.898	2'07.535	197,8	10:01'58.416
4	25.852	32.192	30.095	40.402	2'08.541	194,2	10:03'57.968	4	25.670	32.046	29.621	39.292	2'06.629	198,5	10:04'05.045
5	25.806	34.383	30.363	40.272	2'10.824	194,2	10:06'08.792	5	25.492	32.116	29.161	39.308	2'06.077	205,3	10:06'11.122
6	25.511	32.079	29.357	40.082	2'07.029	196,4	10:08'15.821	6	25.188	31.996	29.227	39.299	2'05.710	198,9	10:08'16.832
7	25.191	31.513	28.656	39.229	2'04.589	198,9	10:10'20.410	7	25.308	31.902	29.087	39.191	2'05.488	198,9	10:10'22.320

5° 14 A. MILLAN [2'04.706]								11° 91 M. VANNUCCI [2'05.527]							
Lap	Seg1	Seg2	Seg3	Seg4	Lap Time	km/h	Local Time	Lap	Seg1	Seg2	Seg3	Seg4	Lap Time	km/h	Local Time
1		34.467	32.407	42.376			9:57'51.052	1		35.919	32.462	42.258			9:57'55.713
2	26.821	32.865	30.403	40.103	2'10.192	189,1	10:00'01.244	2	26.421	33.243	30.095	40.968	2'10.727	191,8	10:00'06.440
3	26.292	32.478	30.016	40.263	2'09.049	195,3	10:02'10.293	3	26.057	32.768	29.755	39.887	2'08.467	198,2	10:02'14.907
4	25.886	32.398	29.917	39.833	2'08.034	190,8	10:04'18.327	4	25.681	32.366	29.534	40.108	2'07.689	198,5	10:04'22.596
5	25.525	32.120	29.519	39.206	2'06.370	192,2	10:06'24.697	5	25.730	32.140	28.966	39.671	2'06.507	198,9	10:06'29.103
6	25.252	31.544	29.039	38.871	2'04.706	196,0	10:08'29.403	6	25.783	31.791	28.994	39.341	2'05.909	204,2	10:08'35.012
7	25.274	31.816	29.147	39.531	2'05.768	201,5	10:10'35.171	7	25.055	31.558	29.470	39.444	2'05.527	204,5	10:10'40.539

6° 72 V. STEEMAN [2'04.835]								12° 77 R. BIJMAN [2'05.801]							
Lap	Seg1	Seg2	Seg3	Seg4	Lap Time	km/h	Local Time	Lap	Seg1	Seg2	Seg3	Seg4	Lap Time	km/h	Local Time
1		34.983	31.971	41.533			9:57'59.502	1		34.249	32.433	40.919			9:57'45.166
2	26.895	33.123	30.061	40.041	2'10.120	193,9	10:00'09.622	2	26.240	33.638	30.663	39.942	2'10.483	194,6	9:59'55.649
3	26.135	32.336	29.598	40.058	2'08.127	195,7	10:02'17.749	3	25.996	32.655	30.141	39.762	2'08.554	199,6	10:02'04.203
4	25.736	32.465	29.666	39.918	2'07.785	197,8	10:04'25.534	4	25.853	32.464	30.065	39.508	2'07.890	200,0	10:04'12.093
5	25.746	32.187	29.204	40.462	2'07.599	195,7	10:06'33.133	5	25.514	32.030	29.875	39.754	2'07.173	199,3	10:06'19.266
6	25.542	31.990	29.220	39.667	2'06.419	197,4	10:08'39.552	6	25.333	31.970	29.705	42.325	2'09.333	195,7	10:08'28.599
7	25.120	31.541	28.809	39.365	2'04.835	197,8	10:10'44.387	7	25.323	31.810	29.117	39.551	2'05.801	200,4	10:10'34.400

22/05/2022

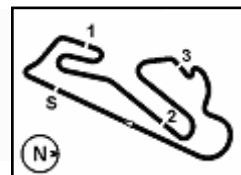
P = Pits In/Out - C = Lap Time Cancelled

These data/results cannot be reproduced, stored and/or transmitted in whole or in part by any manner of electronic, mechanical, photocopying, recording, broadcasting or otherwise now known or herein after developed without the previous express consent by the copyright owner, except for reproduction in daily press and regular printed publications on sale to the public within 60 days of the event related to those data/results and always provided that copyright symbol appears together as follows below.

© DORNA WSBK ORGANIZATION Srl 2022







13° 64 H. DE CANCELLIS (2'05.834)							19° 21. GARCIA ABELLA (2'06.204)								
Lap	Seg1	Seg2	Seg3	Seg4	Lap Time	km/h	Local Time	Lap	Seg1	Seg2	Seg3	Seg4	Lap Time	km/h	Local Time
1		35.116	33.206	42.991			9:57'51.543	1		37.003	33.206	43.188			9:57'40.992
2	27.272	33.795	31.103	40.207	2'12.377	197,4	10:00'03.920	2	27.432	33.525	30.468	40.269	2'11.694	200,0	9:59'52.686
3	26.351	32.373	30.385	40.048	2'09.157	200,4	10:02'13.077	3	25.979	32.126	30.534	40.382	2'09.021	198,5	10:02'01.707
4	26.113	32.289	29.945	39.634	2'07.981	<b>204,9</b>	10:04'21.058	4	26.135	32.437	30.053	40.405	2'09.030	196,4	10:04'10.737
5	25.352	32.142	29.931	39.822	2'07.247	201,5	10:06'28.305	5	26.047	33.833	30.597	41.190	2'11.667	194,6	10:06'22.404
6	25.303	31.995	29.547	<b>39.601</b>	2'06.446	199,6	10:08'34.751	6	25.645	31.898	29.602	<b>39.423</b>	2'06.568	202,2	10:08'28.972
7	<b>25.130</b>	<b>31.651</b>	<b>29.299</b>	39.754	<b>2'05.834</b>	198,9	10:10'40.585	7	<b>25.406</b>	<b>31.784</b>	<b>29.312</b>	39.702	<b>2'06.204</b>	<b>205,3</b>	10:10'35.176

14° 12 H. MAIER (2'05.904)							20° 26 M. GENNAI (2'06.445)								
Lap	Seg1	Seg2	Seg3	Seg4	Lap Time	km/h	Local Time	Lap	Seg1	Seg2	Seg3	Seg4	Lap Time	km/h	Local Time
1		35.458	32.281	42.642			9:57'33.770	1		34.337	31.303	40.588			9:57'29.641
2	27.119	34.356	31.114	41.102	2'13.691	190,5	9:59'47.461	2	26.803	32.882	30.301	40.321	2'10.307	189,8	9:59'39.948
3	26.326	33.019	29.885	40.226	2'09.456	190,8	10:01'56.917	3	25.937	32.479	31.154	40.199	2'09.769	190,1	10:01'49.717
4	25.424	32.673	29.968	39.770	2'07.835	<b>197,1</b>	10:04'04.752	4	25.914	32.231	30.160	39.893	2'08.198	194,6	10:03'57.915
5	25.581	32.646	29.682	40.061	2'07.970	<b>197,1</b>	10:06'12.722	5	25.954	32.459	29.590	39.581	2'07.584	191,8	10:06'05.499
6	25.317	32.241	29.626	39.537	2'06.721	196,7	10:08'19.443	6	<b>25.377</b>	31.991	29.507	39.570	<b>2'06.445</b>	191,8	10:08'11.944
7	<b>25.156</b>	<b>31.958</b>	<b>29.271</b>	<b>39.519</b>	<b>2'05.904</b>	196,4	10:10'25.347	7	31.096	<b>31.970</b>	<b>29.189</b>	<b>39.011</b>	2'11.266	191,5	10:10'23.210

15° 46 S. DI SORA (2'06.012)							21° 8 B. IERACI (2'06.604)								
Lap	Seg1	Seg2	Seg3	Seg4	Lap Time	km/h	Local Time	Lap	Seg1	Seg2	Seg3	Seg4	Lap Time	km/h	Local Time
1		36.005	31.602	41.384			9:57'43.241	1		34.981	32.232	42.847			9:57'40.113
2	26.947	33.492	31.013	40.161	2'11.613	200,0	9:59'54.854	2	26.293	32.446	30.108	40.297	2'09.144	193,2	9:59'49.257
3	26.365	32.693	30.913	39.911	2'09.882	<b>206,9</b>	10:02'04.736	3	25.631	32.091	29.861	40.145	2'07.728	199,3	10:01'56.985
4	25.881	32.642	30.234	40.137	2'08.894	202,2	10:04'13.630	4	25.777	32.979	30.272	40.691	2'09.719	197,1	10:04'06.704
5	25.580	32.196	29.998	40.070	2'07.844	199,6	10:06'21.474	5	25.593	32.069	<b>29.144</b>	<b>39.798</b>	<b>2'06.604</b>	197,1	10:06'13.308
6	<b>24.998</b>	<b>31.758</b>	<b>29.577</b>	<b>39.679</b>	<b>2'06.012</b>	201,1	10:08'27.486	6	<b>25.448</b>	<b>32.059</b>	29.392	39.892	<b>2'06.791</b>	<b>200,0</b>	10:08'20.099
7	28.787	33.628	30.836	42.932	2'16.183	199,6	10:10'43.669	7	26.178	35.551	31.177	57.883	2'30.789P	199,3	10:10'50.888

16° 58 I. IGLESIAS (2'06.035)							22° 23 S. MARKARIAN (2'06.737)								
Lap	Seg1	Seg2	Seg3	Seg4	Lap Time	km/h	Local Time	Lap	Seg1	Seg2	Seg3	Seg4	Lap Time	km/h	Local Time
1		34.692	31.750	41.840			9:57'47.476	1		34.827	31.541	41.067			9:57'43.625
2	26.412	33.383	30.635	40.840	2'11.270	194,9	9:59'58.746	2	26.872	32.961	30.721	40.478	2'11.032	202,2	9:59'54.657
3	26.107	32.689	29.590	40.230	2'08.616	193,5	10:02'07.362	3	26.121	32.773	29.948	40.312	2'09.154	201,9	10:02'03.811
4	25.768	32.046	29.545	40.264	2'07.623	195,3	10:04'14.985	4	25.996	32.383	29.995	39.903	2'08.277	198,5	10:04'12.088
5	25.760	32.010	29.694	39.916	2'07.380	195,7	10:06'22.365	5	25.828	<b>32.111</b>	29.891	39.884	2'07.714	201,5	10:06'19.802
6	25.547	31.914	29.317	<b>39.449</b>	2'06.227	200,0	10:08'28.592	6	<b>25.388</b>	32.180	<b>29.769</b>	<b>39.400</b>	<b>2'06.737</b>	<b>207,3</b>	10:08'26.539
7	<b>25.538</b>	<b>31.817</b>	<b>29.132</b>	39.548	<b>2'06.035</b>	<b>201,1</b>	10:10'34.627	7	25.653	32.320	29.875	39.691	2'07.539	198,9	10:10'34.078

17° 59 A. ZANCA (2'06.072)							23° 93 M. GAGGI (2'06.944)								
Lap	Seg1	Seg2	Seg3	Seg4	Lap Time	km/h	Local Time	Lap	Seg1	Seg2	Seg3	Seg4	Lap Time	km/h	Local Time
1		36.001	31.524	41.803			9:57'49.933	1		36.191	32.669	41.992			9:57'41.980
2	27.223	33.262	30.352	40.893	2'11.730	194,6	10:00'05.961	2	27.307	32.885	30.448	40.460	2'11.100	195,7	9:59'53.080
3	25.964	32.853	29.542	39.931	2'08.290	196,0	10:02'14.251	3	25.978	31.996	30.069	40.629	2'08.672	<b>201,5</b>	10:02'01.752
4	25.983	32.445	29.368	39.708	2'07.504	197,8	10:04'21.755	4	26.167	32.407	30.470	40.161	2'09.205	194,6	10:04'10.957
5	26.025	32.078	29.285	39.585	2'06.973	<b>202,6</b>	10:06'28.728	5	25.898	32.337	30.228	40.198	2'08.661	200,7	10:06'19.618
6	<b>25.506</b>	31.986	29.063	<b>39.517</b>	<b>2'06.072</b>	<b>202,6</b>	10:08'34.800	6	<b>25.629</b>	<b>31.955</b>	<b>29.470</b>	<b>39.890</b>	<b>2'06.944</b>	199,3	10:08'26.562
7	25.683	<b>31.672</b>	<b>29.060</b>	39.788	2'06.203	197,1	10:10'41.003	7	25.724	32.208	29.620	39.990	2'07.542	193,2	10:10'34.104

18° 81 I. PERISTERAS (2'06.134)							24° 39 E. VALENTIM GARCIA (2'06.981)								
Lap	Seg1	Seg2	Seg3	Seg4	Lap Time	km/h	Local Time	Lap	Seg1	Seg2	Seg3	Seg4	Lap Time	km/h	Local Time
1		37.443	35.142	44.292			9:57'49.933	1		37.535	34.032	43.558			9:57'40.270
2	27.628	33.106	31.514	41.008	2'13.256	190,1	10:00'03.189	2	27.974	38.594	33.525	40.562	2'20.655	190,8	10:00'00.925
3	26.754	32.321	30.505	40.070	2'09.650	195,3	10:02'12.839	3	26.488	33.261	30.237	39.835	2'09.821	196,7	10:02'10.746
4	26.565	32.523	29.866	39.627	2'08.581	197,1	10:04'21.420	4	26.617	32.717	30.117	39.866	2'09.317	<b>203,8</b>	10:04'20.063
5	25.808	31.919	29.917	<b>39.301</b>	2'06.945	<b>203,4</b>	10:06'28.365	5	26.015	32.330	29.500	40.459	2'08.304	197,4	10:06'28.367
6	26.235	<b>31.729</b>	29.684	39.673	2'07.321	199,6	10:08'35.686	6	26.453	32.273	<b>29.442</b>	39.793	2'07.961	195,7	10:08'36.328
7	<b>25.468</b>	31.833	<b>29.256</b>	39.577	<b>2'06.134</b>	200,4	10:10'41.820	7	<b>25.734</b>	<b>31.849</b>	29.670	<b>39.728</b>	<b>2'06.981</b>	203,4	10:10'43.309

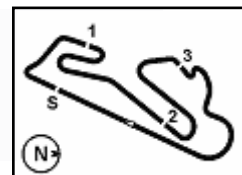
22/05/2022

P = Pits In/Out - C = Lap Time Cancelled

These data/results cannot be reproduced, stored and/or transmitted in whole or in part by any manner of electronic, mechanical, photocopying, recording, broadcasting or otherwise now known or herein after developed without the previous express consent by the copyright owner, except for reproduction in daily press and regular printed publications on sale to the public within 60 days of the event related to those data/results and always provided that copyright symbol appears together as follows below.

© DORNA WSBK ORGANIZATION Srl 2022





**Estoril Round, 20-22 May 2022**  
**Chronological Analysis Warm Up**

**25° 61 Y. OKAYA [2'07.111]**

Lap	Seg.1	Seg.2	Seg.3	Seg.4	Lap Time	km/h	Local Time
1		35.488	32.971	40.971			9:57'53.271
2	27.600	33.286	30.844	40.950	2'12.680	195,7	10:00'05.951
3	26.542	33.331	30.658	40.061	2'10.592	196,7	10:02'16.543
4	26.644	32.686	30.691	39.522	2'09.543	197,1	10:04'26.086
5	26.310	32.543	30.070	39.651	2'08.574	198,9	10:06'34.660
6	25.949	32.315	29.952	39.516	2'07.732	<b>199,6</b>	10:08'42.392
7	<b>25.772</b>	<b>32.056</b>	<b>29.788</b>	<b>39.495</b>	<b>2'07.111</b>	197,4	10:10'49.503

**26° 79 T. ALONSO [2'07.343]**

Lap	Seg.1	Seg.2	Seg.3	Seg.4	Lap Time	km/h	Local Time
1		36.263	32.984	43.159			9:57'37.964
2	27.354	33.437	31.162	40.968	2'12.921	190,1	9:59'50.885
3	26.778	32.874	30.973	40.473	2'11.098	194,2	10:02'01.983
4	26.468	32.466	30.214	39.878	2'09.026	200,4	10:04'11.009
5	26.129	32.239	30.362	40.675	2'09.405	197,8	10:06'20.414
6	<b>25.825</b>	<b>32.101</b>	29.640	39.777	<b>2'07.343</b>	199,6	10:08'27.757
7	26.223	33.411	<b>29.396</b>	<b>39.631</b>	2'08.661	<b>201,1</b>	10:10'36.418

**27° 18 I. OFFER [2'07.655]**

Lap	Seg.1	Seg.2	Seg.3	Seg.4	Lap Time	km/h	Local Time
1		36.727	33.259	43.429			9:57'41.811
2	27.985	33.389	30.435	40.768	2'12.577	186,9	9:59'54.388
3	27.187	33.682	30.076	40.674	2'11.619	186,2	10:02'06.007
4	26.316	32.854	29.870	40.168	2'09.208	188,5	10:04'15.215
5	25.755	32.461	29.746	40.449	2'08.411	<b>194,6</b>	10:06'23.626
6	25.732	32.252	29.563	<b>40.108</b>	<b>2'07.655</b>	190,1	10:08'31.281
7	<b>25.539</b>	<b>32.064</b>	<b>29.383</b>	40.809	2'07.795	191,2	10:10'39.076

**28° 88 D. MOGEDA [2'08.063]**

Lap	Seg.1	Seg.2	Seg.3	Seg.4	Lap Time	km/h	Local Time
1		34.249	32.092	40.782			9:57'52.368
2	26.953	33.024	30.452	39.931	2'10.360	197,1	10:00'02.728
3	26.546	32.652	30.560	40.002	2'09.760	195,3	10:02'12.488
4	26.604	37.350	30.405	39.916	2'14.275	196,0	10:04'26.763
5	26.247	32.524	30.230	39.763	2'08.764	199,3	10:06'35.527
6	<b>25.984</b>	32.742	30.074	39.667	2'08.467	<b>200,4</b>	10:08'43.994
7	26.103	<b>32.480</b>	<b>29.869</b>	<b>39.611</b>	<b>2'08.063</b>	197,8	10:10'52.057

**29° 16 D. BORGES [2'09.966]**

Lap	Seg.1	Seg.2	Seg.3	Seg.4	Lap Time	km/h	Local Time
1		37.960	33.359	42.090			9:57'46.757
2	26.943	34.576	30.839	40.607	2'12.965	190,5	9:59'59.722
3	26.446	33.242	30.523	40.582	2'10.793	193,5	10:02'10.515
4	26.490	33.129	30.555	<b>40.394</b>	2'10.568	197,4	10:04'21.083
5	27.212	33.466	30.571	40.948	2'12.197	198,2	10:06'33.280
6	26.497	35.496	30.828	40.962	2'13.783	<b>201,5</b>	10:08'47.063
7	<b>26.305</b>	<b>32.998</b>	<b>30.219</b>	40.444	<b>2'09.966</b>	192,9	10:10'57.029

**30° 47 F. SEABRIGHT [2'11.028]**

Lap	Seg.1	Seg.2	Seg.3	Seg.4	Lap Time	km/h	Local Time
1		34.866	32.142	41.565			9:57'41.727
2	26.869	33.354	30.136	40.669	<b>2'11.028</b>	197,4	9:59'52.755
3	<b>25.601</b>	<b>32.300</b>	52.896	42.533	2'33.330C	<b>201,5</b>	10:02'26.085
4	26.602	34.322	30.800	49.022	2'20.746CP	188,2	10:04'46.831
5	4'16.560	33.212	<b>29.904</b>	<b>39.960</b>	5'59.636P		10:10'46.467

**31° 28 L. LEHMANN**

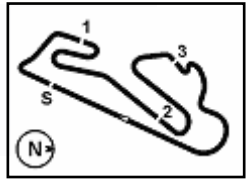
Lap	Seg.1	Seg.2	Seg.3	Seg.4	Lap Time	km/h	Local Time
1		<b>33.917</b>	<b>32.236</b>	<b>40.733</b>			9:57'45.173

22/05/2022

P = Pits In/Out - C = Lap Time Cancelled

These data/results cannot be reproduced, stored and/or transmitted in whole or in part by any manner of electronic, mechanical, photocopying, recording, broadcasting or otherwise now known or herein after developed without the previous express consent by the copyright owner, except for reproduction in daily press and regular printed publications on sale to the public within 60 days of the event related to those data/results and always provided that copyright symbol appears together as follows below.

© DORNA WSBK ORGANIZATION Srl 2022



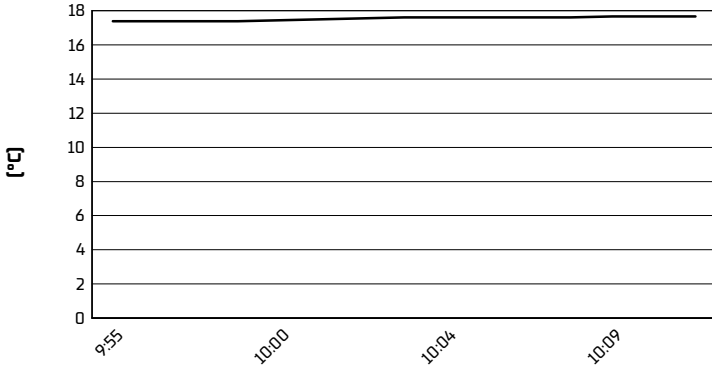
Circuito Estoril 4.182 m

**Estoril Round, 20-22 May 2022**

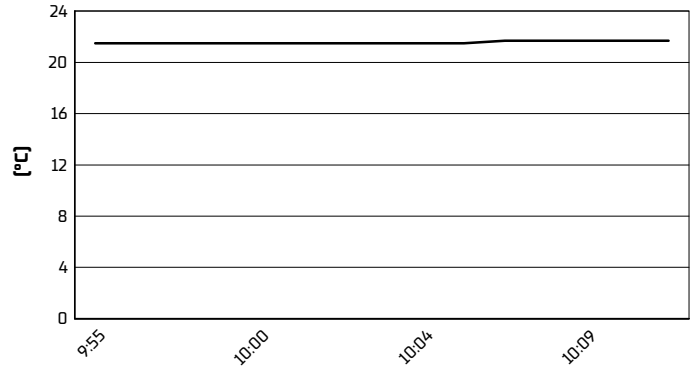
**Weather Report Warm Up**

Session started 09:55 - Session ended 10:12

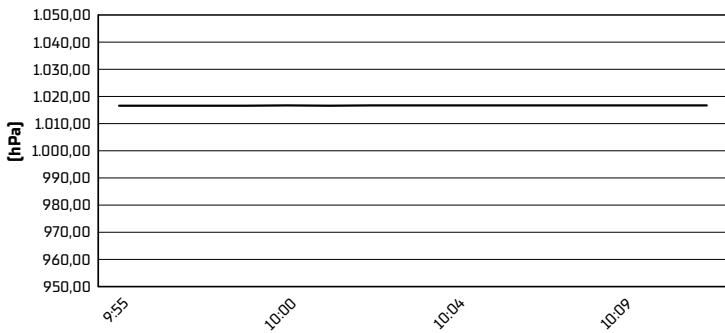
**Air Temperature**



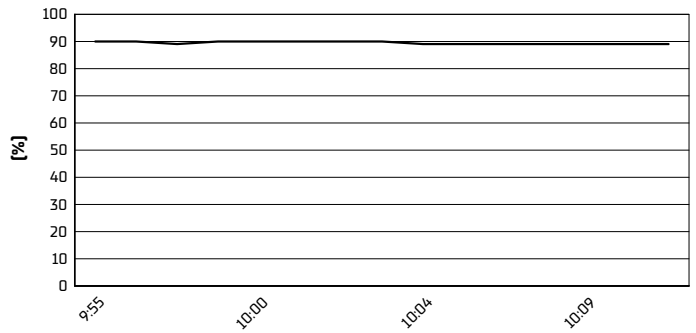
**Track Temperature**



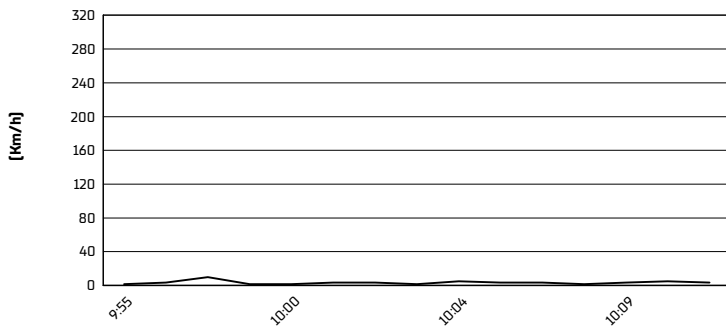
**Air Pressure**



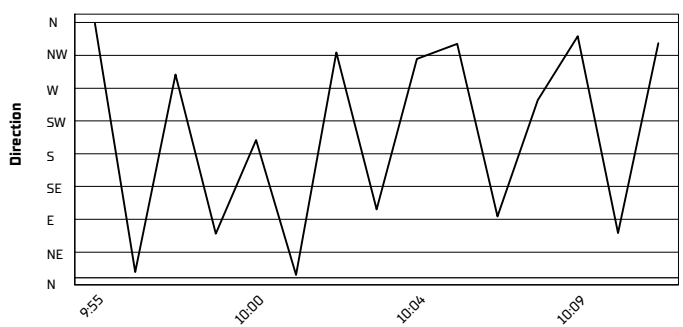
**Humidity**



**Wind Speed**



**Wind Direction**



22/05/2022

These data/results cannot be reproduced, stored and/or transmitted in whole or in part by any manner of electronic, mechanical, photocopying, recording, broadcasting or otherwise now known or herein after developed without the previous express consent by the copyright owner, except for reproduction in daily press and regular printed publications on sale to the public within 60 days of the event related to those data/results and always provided that copyright symbol appears together as follows below.

© DORNA WSBK ORGANIZATION Srl 2022