

Pirelli French Round, 9-11 September 2022 Chronological Analysis Race 1

Start at 14:00'27.110

1 / 5

1° 19 A. BAUTISTA [1'36.715]							
Lap	Seg.1	Seg.2	Seg.3	Seg.4	Lap Time	km/h	Local Time
1		21.597	22.143	24.826	1'38.048	279,1	14:02'05.158
2	28.828	21.591	22.042	25.410	1'37.871	274,1	14:03'43.029
3	29.099	21.504	21.969	24.818	1'37.390	289,5	14:05'20.419
4	29.059	21.322	22.060	24.891	1'37.332	290,3	14:06'57.751
5	29.029	21.441	21.913	24.810	1'37.193	287,2	14:08'34.944
6	28.965	21.685	21.984	24.849	1'37.483	286,5	14:10'12.427
7	28.919	21.455	22.135	24.956	1'37.465	290,3	14:11'49.892
8	29.169	21.398	21.898	24.759	1'37.224	291,1	14:13'27.116
9	28.940	21.599	22.170	24.895	1'37.604	295,1	14:15'04.720
10	28.890	21.336	21.901	24.813	1'36.940	292,7	14:16'41.660
11	29.170	21.546	21.906	24.859	1'37.481	290,3	14:18'19.141
12	28.974	21.170	21.853	24.718	1'36.715	293,5	14:19'55.856
13	28.962	21.422	21.957	24.932	1'37.273	292,7	14:21'33.129
14	28.978	21.271	22.051	24.846	1'37.146	295,1	14:23'10.275
15	29.215	21.388	22.015	24.894	1'37.512	294,3	14:24'47.787
16	29.125	21.338	22.126	25.077	1'37.666	296,7	14:26'25.453
17	29.068	21.421	22.078	24.937	1'37.504	292,7	14:28'02.957
18	29.074	21.390	22.008	25.120	1'37.592	295,9	14:29'40.549
19	28.985	21.509	22.204	24.944	1'37.642	295,1	14:31'18.191
20	29.014	21.563	22.174	25.160	1'37.911	294,3	14:32'56.102
21	29.062	21.509	22.116	25.312	1'37.999	294,3	14:34'34.101

Race Time 34'06.991

2° 45 S. REDDING [1'37.170]							
Lap	Seg.1	Seg.2	Seg.3	Seg.4	Lap Time	km/h	Local Time
1		21.408	22.070	24.651	1'37.365	280,5	14:02'04.475
2	29.292	21.594	21.980	24.914	1'37.780	288,8	14:03'42.255
3	29.597	21.266	21.894	24.785	1'37.542	290,3	14:05'19.797
4	29.326	21.284	21.957	24.756	1'37.323	293,5	14:06'57.120
5	29.344	21.304	22.102	24.684	1'37.434	292,7	14:08'34.554
6	29.416	21.349	21.899	24.818	1'37.482	290,3	14:10'12.036
7	29.351	21.506	22.169	24.926	1'37.952	291,9	14:11'49.988
8	29.301	21.436	21.819	24.750	1'37.306	288,0	14:13'27.294
9	29.215	21.274	22.128	24.925	1'37.542	293,5	14:15'04.836
10	29.217	21.334	21.892	24.727	1'37.170	292,7	14:16'42.006
11	29.216	21.381	21.836	24.830	1'37.263	291,1	14:18'19.269
12	29.283	21.241	21.998	24.774	1'37.296	292,7	14:19'56.565
13	29.364	21.427	21.996	24.730	1'37.517	293,5	14:21'34.082
14	29.485	21.290	22.041	24.921	1'37.737	291,1	14:23'11.819
15	29.518	21.338	22.088	25.100	1'38.044	288,0	14:24'49.863
16	29.669	21.322	22.099	24.926	1'38.016	295,1	14:26'27.879
17	29.482	21.212	22.018	24.895	1'37.607	295,1	14:28'05.486
18	29.440	21.281	22.120	24.822	1'37.663	293,5	14:29'43.149
19	29.647	21.419	22.186	24.981	1'38.233	295,1	14:31'21.382
20	29.631	21.433	22.133	25.069	1'38.266	295,9	14:32'59.648
21	29.767	21.401	22.183	25.181	1'38.532	292,7	14:34'38.180

Race Time 34'11.070

3° 47 A. BASSANI [1'37.048]							
Lap	Seg.1	Seg.2	Seg.3	Seg.4	Lap Time	km/h	Local Time
1		22.310	22.091	25.181	1'39.450	274,1	14:02'06.560
2	29.113	21.454	21.968	24.783	1'37.318	278,4	14:03'43.878
3	29.044	21.564	22.527	25.117	1'38.252	277,6	14:05'22.130
4	28.973	21.615	22.161	24.809	1'37.558	282,7	14:06'59.688
5	29.462	21.463	22.094	24.855	1'37.874	276,9	14:08'37.562
6	29.046	21.325	21.948	24.729	1'37.048	289,5	14:10'14.610
7	29.126	21.318	22.091	24.958	1'37.493	280,5	14:11'52.103
8	29.150	21.465	21.988	24.668	1'37.271	282,7	14:13'29.374
9	29.200	21.426	22.035	24.831	1'37.492	281,3	14:15'06.866
10	29.127	21.465	21.964	24.831	1'37.387	285,0	14:16'44.253
11	29.183	21.509	22.222	24.955	1'37.869	285,0	14:18'22.122
12	29.139	21.403	22.757	24.927	1'38.226	290,3	14:20'00.348
13	29.218	21.354	22.238	24.712	1'37.522	285,7	14:21'37.870

10/09/2022 P = Pits In/Out - C = Lap Time Cancelled

These data/results cannot be reproduced, stored and/or transmitted in whole or in part by any manner of electronic, mechanical, photocopying, recording, broadcasting or otherwise now known or herein after developed without the previous express consent by the copyright owner, except for reproduction in daily press and regular printed publications on sale to the public within 60 days of the event related to those data/results and always provided that copyright symbol appears together as follows below.

© DORNA WSBK ORGANIZATION Srl 2022

14	29.350	21.358	22.075	24.771	1'37.554	289,5	14:23'15.424
15	29.198	21.509	22.057	24.948	1'37.712	290,3	14:24'53.136
16	29.217	21.398	22.018	24.893	1'37.526	290,3	14:26'30.662
17	29.194	21.356	22.229	24.912	1'37.691	288,8	14:28'08.353
18	29.291	21.424	22.152	24.837	1'37.704	288,8	14:29'46.057
19	29.369	21.423	22.200	24.967	1'37.959	295,1	14:31'24.016
20	29.350	21.455	22.334	25.142	1'38.281	293,5	14:33'02.297
21	29.357	21.662	22.294	25.242	1'38.555	287,2	14:34'40.852

Race Time 34'13.742

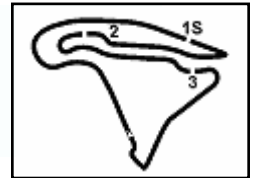
4° 22 A. LOWES [1'37.344]							
Lap	Seg.1	Seg.2	Seg.3	Seg.4	Lap Time	km/h	Local Time
1		21.836	21.926	25.033	1'38.523	259,6	14:02'05.633
2	28.740	21.442	21.887	25.695	1'37.764	269,3	14:03'43.397
3	29.195	21.644	22.752	25.585	1'39.176	289,5	14:05'22.573
4	28.955	21.759	22.131	25.065	1'37.910	266,7	14:07'00.483
5	29.008	21.545	21.957	25.087	1'37.597	273,4	14:08'38.080
6	28.944	21.447	21.998	24.955	1'37.344	284,2	14:10'15.424
7	28.931	21.685	22.111	25.035	1'37.762	274,1	14:11'53.186
8	28.986	21.407	21.844	25.112	1'37.349	279,1	14:13'30.535
9	28.890	21.571	22.066	24.958	1'37.485	279,1	14:15'08.020
10	29.070	21.554	22.179	25.286	1'38.089	276,9	14:16'46.109
11	28.982	21.665	22.018	24.923	1'37.588	291,1	14:18'23.697
12	29.096	21.482	22.040	25.219	1'37.837	269,3	14:20'01.534
13	29.300	21.384	22.060	24.867	1'37.611	289,5	14:21'39.145
14	29.244	21.326	22.025	24.919	1'37.514	285,7	14:23'16.659
15	29.337	21.427	22.020	24.977	1'37.761	287,2	14:24'54.420
16	29.235	21.565	22.024	24.968	1'37.792	276,9	14:26'32.212
17	29.181	21.430	22.054	25.153	1'37.818	288,0	14:28'10.030
18	29.310	21.798	22.042	24.972	1'38.122	292,7	14:29'48.152
19	29.338	21.558	22.140	25.273	1'38.309	291,1	14:31'26.461
20	29.367	21.445	22.148	25.134	1'38.094	290,3	14:33'04.555
21	29.344	21.505	22.044	25.184	1'38.077	290,3	14:34'42.632

Race Time 34'15.522

5° 31 G. GERLOFF [1'37.329]							
Lap	Seg.1	Seg.2	Seg.3	Seg.4	Lap Time	km/h	Local Time
1		22.348	22.019	25.341	1'39.268	264,7	14:02'06.378
2	29.053	21.488	22.431	24.771	1'37.743	273,4	14:03'44.121
3	28.971	21.570	22.436	25.219	1'38.196	268,0	14:05'22.317
4	28.986	21.869	22.107	25.351	1'38.313	274,8	14:07'00.630
5	29.119	21.521	22.113	24.962	1'37.715	274,1	14:08'38.345
6	29.072	21.482	21.945	25.006	1'37.505	275,5	14:10'15.850
7	28.989	21.373	22.142	25.060	1'37.564	276,9	14:11'53.414
8	28.949	21.500	21.916	24.964	1'37.329	277,6	14:13'30.743
9	28.978	21.466	22.043	25.010	1'37.497	277,6	14:15'08.240
10	28.970	21.508	22.141	25.015	1'37.634	285,7	14:16'45.874
11	29.161	21.386	21.963	24.948	1'37.458	291,1	14:18'23.332
12	29.256	21.420	21.928	25.037	1'37.641	288,8	14:20'00.973
13	29.181	21.348	21.880	24.930	1'37.339	290,3	14:21'38.312
14	29.238	21.533	22.032	24.949	1'37.752	287,2	14:23'16.064
15	29.308	21.630	21.946	25.026	1'37.910	281,3	14:24'53.974
16	29.357	21.434	22.073	25.198	1'38.062	289,5	14:26'32.036
17	29.275	21.587	22.179	25.126	1'38.167	288,0	14:28'10.203
18	29.310	21.722	22.246	25.176	1'38.454	282,0	14:29'48.657
19	29.505	21.545	22.006	25.183	1'38.239	288,0	14:31'26.896
20	29.416	21.411	22.144	25.107	1'38.078	289,5	14:33'04.974
21	29.256	21.568	22.023	25.302	1'38.149	287,2	14:34'43.123

Race Time 34'16.013

6° 21 M. RINALDI [1'37.080]							
Lap	Seg.1	Seg.2	Seg.3	Seg.4	Lap Time	km/h	Local Time
1		21.684	22.224	25.105	1'38.758	278,4	14:02'05.868
2	29.078	21.336	21.918	25.007	1'37.339	282,0	14:03'43.207
3	29.320	21.835	22.502	25.084	1'38.741	283,5	14:05'21.948
4	29.028	21.471	22.272	25.103	1'37.874	288,0	14:06'59



Magny-Cours 4.411 m

Pirelli French Round, 9-11 September 2022
Chronological Analysis Race 1

Start at 14:00'27.110

2 / 5

5	29.238	21.743	22.049	25.075	1'38.105	280,5	14:08'37.927	20	29.497	21.894	22.571	25.851	1'39.813	267,3	14:33'15.846
6	29.027	21.401	21.977	24.900	1'37.305	281,3	14:10'15.232	21	29.443	21.837	22.395	25.292	1'38.967	283,5	14:34'54.813
7	28.994	21.463	22.316	24.897	1'37.670	289,5	14:11'52.902	Race Time 34'27.703							

9° 7 I. LECUONA [1'37.281]															
Lap	Seg.1	Seg.2	Seg.3	Seg.4	Lap Time	km/h	Local Time								
1		22.272	22.478	25.049	1'40.414	261,5	14:02'07.524								
2	29.008	21.547	22.174	25.031	1'37.760	289,5	14:03'45.284								
3	29.230	21.824	22.117	25.112	1'38.283	265,4	14:05'23.567								
4	28.836	21.660	22.057	25.064	1'37.617	275,5	14:07'01.184								
5	29.104	21.748	22.041	24.993	1'37.886	292,7	14:08'39.070								
6	29.012	21.474	22.101	25.044	1'37.631	278,4	14:10'16.701								
7	29.030	21.465	22.040	24.950	1'37.485	287,2	14:11'54.186								
8	29.024	21.398	22.067	24.909	1'37.398	288,8	14:13'31.584								
9	29.017	21.493	21.955	24.816	1'37.281	285,0	14:15'08.865								
10	28.990	21.494	22.025	24.935	1'37.444	285,0	14:16'46.309								
11	29.290	21.708	22.307	25.035	1'38.340	279,1	14:18'24.649								
12	29.721	21.411	22.236	25.229	1'38.597	295,1	14:20'03.246								
13	29.479	21.764	22.270	25.185	1'38.698	291,1	14:21'41.944								
14	29.563	21.618	22.317	25.319	1'38.817	291,1	14:23'20.761								
15	29.410	21.678	22.238	25.186	1'38.512	288,8	14:24'59.273								
16	29.568	21.586	22.302	25.265	1'38.721	295,1	14:26'37.994								
17	29.654	21.596	22.384	25.152	1'38.786	293,5	14:28'16.780								
18	29.531	21.593	22.395	25.431	1'38.950	291,9	14:29'55.730								
19	29.576	22.298	22.359	25.851	1'40.084	298,3	14:31'35.814								
20	29.604	21.807	22.627	25.611	1'39.649	286,5	14:33'15.463								
21	29.763	22.081	22.637	25.740	1'40.221	288,0	14:34'55.684								
Race Time 34'24.251															

7° 55 A. LOCATELLI [1'37.952]							
Lap	Seg.1	Seg.2	Seg.3	Seg.4	Lap Time	km/h	Local Time
1		22.088	22.265	25.197	1'40.192	258,4	14:02'07.302
2	29.229	21.636	22.232	25.118	1'38.215	279,1	14:03'45.517
3	29.330	21.599	22.173	25.274	1'38.376	274,1	14:05'23.893
4	29.228	21.863	22.210	25.246	1'38.547	280,5	14:07'02.440
5	29.381	21.414	22.133	25.274	1'38.202	282,0	14:08'40.642
6	29.276	21.584	22.145	25.411	1'38.416	279,8	14:10'19.058
7	29.439	21.564	22.256	25.167	1'38.426	281,3	14:11'57.484
8	29.271	21.354	22.180	25.308	1'38.113	286,5	14:13'35.597
9	29.300	21.811	22.175	25.115	1'38.401	282,0	14:15'13.998
10	29.178	21.555	22.191	25.028	1'37.952	286,5	14:16'51.950
11	29.243	21.681	22.267	25.009	1'38.200	284,2	14:18'30.150
12	29.402	21.553	22.139	25.121	1'38.215	283,5	14:20'08.365
13	29.432	21.599	22.254	25.158	1'38.443	283,5	14:21'46.808
14	29.369	21.580	22.050	25.140	1'38.139	276,2	14:23'24.947
15	29.352	21.555	22.099	25.188	1'38.194	277,6	14:25'03.141
16	29.334	21.816	22.420	25.177	1'38.747	267,3	14:26'41.888
17	29.347	21.832	22.323	25.127	1'38.629	277,6	14:28'20.517
18	29.294	21.818	22.082	25.018	1'38.212	285,7	14:29'58.729
19	29.284	21.534	22.268	25.153	1'38.239	287,2	14:31'36.968
20	29.222	21.544	22.364	25.519	1'38.649	282,0	14:33'15.617
21	29.670	21.535	22.124	25.199	1'38.528	285,7	14:34'54.145
Race Time 34'27.035							

8° 5 P. OETTL [1'37.786]							
Lap	Seg.1	Seg.2	Seg.3	Seg.4	Lap Time	km/h	Local Time
1		22.362	22.272	25.077	1'39.899	271,4	14:02'07.009
2	29.028	21.688	22.342	25.004	1'38.062	271,4	14:03'45.071
3	29.311	21.649	22.243	25.034	1'38.237	260,9	14:05'23.308
4	28.986	22.111	22.191	24.944	1'38.232	270,0	14:07'01.540
5	29.097	21.703	22.220	25.068	1'38.088	264,7	14:08'39.628
6	29.056	21.539	22.107	25.218	1'37.920	283,5	14:10'17.548
7	29.062	21.771	22.129	25.248	1'38.210	273,4	14:11'55.758
8	29.151	21.653	22.214	25.095	1'38.113	283,5	14:13'33.871
9	29.126	21.421	22.261	24.979	1'37.787	285,0	14:15'11.658
10	29.105	21.461	22.255	24.965	1'37.786	286,5	14:16'49.444
11	29.093	21.642	22.350	25.031	1'38.116	281,3	14:18'27.560
12	29.217	21.644	22.367	25.237	1'38.465	280,5	14:20'06.025
13	29.254	21.742	22.417	25.060	1'38.473	279,1	14:21'44.498
14	29.447	21.844	22.262	25.052	1'38.605	263,4	14:23'23.103
15	29.529	21.716	22.331	24.970	1'38.546	282,7	14:25'01.649
16	29.297	21.619	22.321	25.136	1'38.373	283,5	14:26'40.022
17	29.420	21.615	22.595	25.171	1'38.801	279,8	14:28'18.823
18	29.328	21.736	22.422	25.066	1'38.552	272,7	14:29'57.375
19	29.182	21.742	22.413	25.321	1'38.658	283,5	14:31'36.033

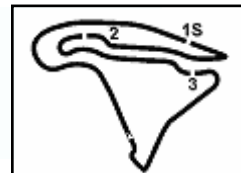
10° 44 L. MAHIAS [1'37.800]							
Lap	Seg.1	Seg.2	Seg.3	Seg.4	Lap Time	km/h	Local Time
1		22.100	22.074	25.242	1'39.669	260,9	14:02'06.779
2	29.105	21.744	22.335	24.934	1'38.118	264,7	14:03'44.897
3	29.352	21.495	22.129	25.194	1'38.170	274,8	14:05'23.067
4	29.070	21.536	22.049	25.355	1'38.010	274,1	14:07'01.077
5	29.264	21.448	22.010	25.078	1'37.800	271,4	14:08'38.877
6	29.103	21.722	22.132	25.256	1'38.213	272,7	14:10'17.090
7	29.278	21.766	21.942	25.518	1'38.504	274,8	14:11'55.594
8	29.418	21.822	22.131	25.166	1'38.537	267,3	14:13'34.131
9	29.190	21.782	22.113	25.229	1'38.314	279,1	14:15'12.445
10	29.336	21.656	22.102	25.197	1'38.291	274,8	14:16'50.736
11	29.312	21.713	21.981	25.221	1'38.227	272,7	14:18'28.963
12	29.385	21.491	22.057	25.329	1'38.262	274,8	14:20'07.225
13	29.392	21.729	22.213	25.183	1'38.517	271,4	14:21'45.742
14	29.568	21.919	22.346	25.138	1'38.971	274,1	14:23'24.713
15	29.285	21.495	22.075	25.248	1'38.103	281,3	14:25'02.816
16	29.463	21.876	22.386	25.126	1'38.851	262,8	14:26'41.667
17	29.521	22.122	22.281	25.502	1'39.426	273,4	14:28'21.093
18	29.523	21.790	22.085	25.504	1'38.902	279,1	14:29'59.995
19	29.409	21.634	22.148	25.199	1'38.390	276,9	14:31'38.385
20	29.460	21.707	22.160	25.304	1'38.631	279,1	14:33'17.016
21	29.399	21.695	22.272	27.573	1'40.939	277,6	14:34'57.955
Race Time 34'30.845							

11° 1 T. RAZGATLIOGLU [1'36.921]							
Lap	Seg.1	Seg.2	Seg.3	Seg.4	Lap Time	km/h	Local Time
1		21.335	22.402	24.811	1'37.631	287,2	14:02'04.741
2	29.064	21.251	21.967	24.639	1'36.921	292,7	14:03'41.662
3	29.138	21.006	21.950	52.670	2'04.764	290,3	14:05'46.426
4	29.482	21.256	22.106	24.703	1'37.547	290,3	14:07'23.973
5	29.117	21.328	22.193	24.932	1'37.570	290,3	14:09'01.543
6	29.095	21.395	22.073	24.843	1'37.406	289,5	14:10'38.949
7	29.290	21.208	22.037	24.797	1'37.332	290,3	14:12'16.281
8	29.072	21.182	22.017	24.714	1'36.985	291,1	14:13'53.266
9	29.231	21.080	22.107	24.781	1'37.199	292,7	14:15'30.465
10	29.081	21.088	22.390	24.871	1'37.430	292,7	14:17'07.895

10/09/2022 P = Pits In/Out - C = Lap Time Cancelled

These data/results cannot be reproduced, stored and/or transmitted in whole or in part by any manner of electronic, mechanical, photocopying, recording, broadcasting or otherwise now known or herein after developed without the previous express consent by the copyright owner, except for reproduction in daily press and regular printed publications on sale to the public within 60 days of the event related to those data/results and always provided that copyright symbol appears together as follows below.

© DORNA WSBK ORGANIZATION Srl 2022



Pirelli French Round, 9-11 September 2022

Chronological Analysis Race 1

Start at 14:00'27.110

3 / 5

11	29.295	21.152	22.046	24.816	1'37.309	292,7	14:18'45.204	2	29.008	21.485	21.973	24.940	1'37.406	283,5	14:03'43.540
12	29.166	21.228	22.178	24.878	1'37.450	291,9	14:20'22.654	3	29.122	21.484	22.315	25.099	1'38.020	291,1	14:05'21.560
13	29.177	21.204	22.218	25.045	1'37.644	288,0	14:22'00.298	4	29.132	21.500	21.998	24.796	1'37.426	290,3	14:06'58.986
14	29.221	21.594	22.129	24.984	1'37.928	284,2	14:23'38.226	5	29.221	21.419	22.053	24.816	1'37.509	293,5	14:08'36.495
15	29.337	21.231	22.084	24.886	1'37.538	294,3	14:25'15.764	6	29.221	21.344	22.099	24.930	1'37.594	291,9	14:10'14.089
16	29.294	21.208	22.075	24.906	1'37.483	291,1	14:26'53.247	7	29.193	21.411	22.100	24.878	1'37.582	293,5	14:11'51.671
17	29.242	21.271	22.221	24.810	1'37.544	291,1	14:28'30.791	8	29.278	21.275	21.895	24.805	1'37.253	294,3	14:13'28.924
18	29.285	21.281	22.134	24.985	1'37.685	291,9	14:30'08.476	9	29.246	21.498	21.993	24.821	1'37.558	293,5	14:15'06.482
19	29.231	21.129	22.229	24.871	1'37.460	291,1	14:31'45.936	10	29.321	21.276	22.039	24.928	1'37.564	294,3	14:16'44.046
20	29.271	21.133	22.154	24.746	1'37.304	292,7	14:33'23.240	11	29.281	21.454	22.176	24.828	1'37.739	291,9	14:18'21.785
21	29.103	21.614	22.122	24.951	1'37.790	284,2	14:35'01.030	12	29.308	21.374	22.256	45.900	1'58.838	293,5	14:20'20.623

Race Time 34'33.920

12° 60 M. VAN DER MARK (1'38.209)

Lap	Seg1	Seg2	Seg3	Seg4	Lap Time	km/h	Local Time
1		23.126	22.768	25.497	1'42.175	251,7	14:02'09.285
2	29.285	21.986	22.200	25.295	1'38.766	268,7	14:03'48.051
3	29.128	21.803	22.156	25.476	1'38.563	269,3	14:05'26.614
4	29.334	21.779	22.308	25.310	1'38.731	282,0	14:07'05.345
5	29.324	21.547	22.222	25.294	1'38.387	291,9	14:08'43.732
6	29.227	21.860	22.384	25.333	1'38.804	288,0	14:10'22.536
7	29.147	21.658	22.257	25.219	1'38.281	287,2	14:12'00.817
8	29.271	21.609	22.316	25.056	1'38.252	285,7	14:13'39.069
9	29.285	21.881	22.353	25.184	1'38.703	287,2	14:15'17.772
10	29.322	21.622	22.348	25.073	1'38.365	285,7	14:16'56.137
11	29.165	21.816	22.185	25.064	1'38.230	272,0	14:18'34.367
12	29.343	21.613	22.686	25.255	1'38.897	286,5	14:20'13.264
13	29.488	21.657	22.316	25.031	1'38.492	284,2	14:21'51.756
14	29.514	21.759	22.260	25.217	1'38.750	280,5	14:23'30.506
15	29.454	21.868	22.530	25.256	1'39.108	288,0	14:25'09.614
16	29.406	21.660	22.417	25.182	1'38.665	286,5	14:26'48.279
17	29.423	21.553	22.327	25.277	1'38.580	287,2	14:28'26.859
18	29.392	21.622	22.383	25.087	1'38.484	287,2	14:30'05.343
19	29.367	21.552	22.165	25.125	1'38.209	291,1	14:31'43.552
20	29.290	21.656	22.277	25.538	1'38.761	288,0	14:33'22.313
21	29.694	21.839	22.315	25.262	1'39.110	286,5	14:35'01.423

Race Time 34'34.313

13° 97 X. VIERGE (1'37.530)

Lap	Seg1	Seg2	Seg3	Seg4	Lap Time	km/h	Local Time
1		22.537	22.557	25.157	1'40.931	266,0	14:02'08.041
2	29.251	21.455	22.138	25.049	1'37.893	274,8	14:03'45.934
3	29.136	21.705	22.224	25.155	1'38.220	273,4	14:05'24.154
4	29.090	21.575	22.207	24.996	1'37.868	274,1	14:07'02.022
5	29.047	21.555	22.248	25.002	1'37.852	273,4	14:08'39.874
6	29.064	21.511	22.008	24.947	1'37.530	277,6	14:10'17.404
7	29.014	21.486	22.093	25.346	1'37.939	281,3	14:11'55.343
8	29.155	21.432	22.027	24.961	1'37.575	289,5	14:13'32.918
9	29.137	21.592	22.167	24.831	1'37.727	288,8	14:15'10.645
10	29.139	21.413	22.241	25.117	1'37.910	293,5	14:16'48.555
11	29.264	21.657	22.371	25.016	1'38.308	285,7	14:18'26.863
12	29.357	21.592	22.398	25.146	1'38.493	289,5	14:20'05.356
13	29.516	21.668	22.420	25.205	1'38.809	289,5	14:21'44.165
14	29.606	21.782	22.231	25.078	1'38.697	285,7	14:23'22.862
15	29.825	21.918	22.462	25.377	1'39.582	276,2	14:25'02.444
16	29.653	21.885	22.279	25.215	1'39.032	264,7	14:26'41.476
17	29.494	21.632	22.675	25.644	1'39.445	283,5	14:28'20.921
18	29.464	23.838	22.455	25.461	1'41.218	297,5	14:30'02.139
19	29.747	21.998	22.564	25.559	1'39.868	285,0	14:31'42.007
20	29.727	22.109	22.815	25.594	1'40.245	280,5	14:33'22.252
21	29.783	22.332	22.708	25.665	1'40.488	291,1	14:35'02.740

Race Time 34'35.630

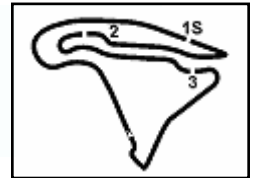
14° 76 L. BAZ (1'37.253)

Lap	Seg1	Seg2	Seg3	Seg4	Lap Time	km/h	Local Time
1		22.005	22.042	24.927	1'39.024	270,7	14:02'06.134

10/09/2022 P = Pits In/Out - C = Lap Time Cancelled

These data/results cannot be reproduced, stored and/or transmitted in whole or in part by any manner of electronic, mechanical, photocopying, recording, broadcasting or otherwise now known or herein after developed without the previous express consent by the copyright owner, except for reproduction in daily press and regular printed publications on sale to the public within 60 days of the event related to those data/results and always provided that copyright symbol appears together as follows below.

© DORNA WSBK ORGANIZATION Srl 2022



Magny-Cours 4.411 m

Pirelli French Round, 9-11 September 2022
Chronological Analysis Race 1

Start at 14:00'27.110

4 / 5

17	29.671	21.784	22.601	25.527	1'39.583	279,1	14:28'37.242	8	29.666	21.828	22.474	25.202	1'39.170	270,7	14:13'42.019
18	29.694	21.714	22.362	25.366	1'39.136	287,2	14:30'16.378	9	29.429	21.572	22.513	25.345	1'38.859	267,3	14:15'20.878
19	29.632	21.735	22.353	25.305	1'39.025	288,8	14:31'55.403	10	29.529	21.626	22.430	25.424	1'39.009	273,4	14:16'59.887
20	29.627	21.805	22.304	25.364	1'39.100	284,2	14:33'34.503	11	29.798	22.087	22.668	25.449	1'40.002	258,4	14:18'39.889
21	29.758	22.176	22.551	25.618	1'40.103	282,7	14:35'14.606	12	29.691	21.694	22.461	25.647	1'39.493	266,7	14:20'19.382

Race Time 34'47'496

17° 3 K. NOZANE [1'38.298]							
Lap	Seg1	Seg2	Seg3	Seg4	Lap Time	km/h	Local Time
1		22.183	22.655	25.354	1'41.631	249,4	14:02'08.741
2	29.612	21.772	22.322	25.338	1'39.044	272,0	14:03'47.785
3	29.471	22.065	22.406	25.353	1'39.295	267,3	14:05'27.080
4	29.581	21.702	22.351	25.198	1'38.832	277,6	14:07'05.912
5	29.591	21.708	22.392	25.124	1'38.815	266,0	14:08'44.727
6	29.493	21.615	22.424	25.111	1'38.643	277,6	14:10'23.370
7	29.538	21.644	22.400	25.059	1'38.641	275,5	14:12'02.011
8	29.910	21.803	22.545	24.958	1'39.216	279,1	14:13'41.227
9	29.461	21.588	22.352	24.897	1'38.298	278,4	14:15'19.525
10	29.793	21.661	23.001	25.423	1'39.878	283,5	14:16'59.403
11	30.192	21.918	22.749	25.324	1'40.183	268,0	14:18'39.586
12	29.738	21.675	22.491	25.461	1'39.365	279,1	14:20'18.951
13	29.770	21.790	22.507	25.441	1'39.508	274,1	14:21'58.459
14	29.826	21.670	22.437	25.453	1'39.386	268,7	14:23'37.845
15	29.908	23.529	22.610	25.276	1'41.323	269,3	14:25'19.168
16	29.610	21.806	22.360	25.027	1'38.803	263,4	14:26'57.971
17	29.790	22.130	22.528	25.265	1'39.713	268,7	14:28'37.684
18	29.729	21.884	22.378	25.243	1'39.234	279,8	14:30'16.918
19	29.671	21.666	22.291	25.148	1'38.776	282,0	14:31'55.694
20	29.664	21.884	22.341	25.109	1'38.998	270,0	14:33'34.692
21	29.628	22.049	22.506	25.845	1'40.028	284,2	14:35'14.720

Race Time 34'47'610

18° 50 E. LAVERTY [1'38.773]							
Lap	Seg1	Seg2	Seg3	Seg4	Lap Time	km/h	Local Time
1		22.258	22.637	25.619	1'41.316	270,0	14:02'08.426
2	29.623	21.691	22.347	25.381	1'39.042	282,7	14:03'47.468
3	29.475	21.665	22.457	25.384	1'38.981	286,5	14:05'26.449
4	29.476	21.714	22.587	25.400	1'39.177	288,8	14:07'05.626
5	29.491	21.633	22.718	25.571	1'39.413	286,5	14:08'45.039
6	29.267	21.744	22.409	25.425	1'38.845	279,1	14:10'23.884
7	29.354	21.714	22.390	25.315	1'38.773	278,4	14:12'02.657
8	29.382	21.884	22.567	25.268	1'39.101	281,3	14:13'41.758
9	29.460	21.616	22.455	25.362	1'38.893	279,1	14:15'20.651
10	29.492	21.593	22.455	25.457	1'38.997	288,0	14:16'59.648
11	29.974	21.753	22.593	25.453	1'39.773	279,1	14:18'39.421
12	29.578	21.702	22.611	25.515	1'39.406	289,5	14:20'18.827
13	29.611	21.782	22.611	25.505	1'39.509	285,7	14:21'58.336
14	29.622	21.740	22.540	25.497	1'39.399	291,9	14:23'37.735
15	29.615	21.961	22.672	25.714	1'39.962	288,0	14:25'17.697
16	29.604	21.686	22.550	25.580	1'39.420	288,8	14:26'57.117
17	29.645	21.606	23.241	25.957	1'40.449	291,1	14:28'37.566
18	29.519	21.870	22.569	25.714	1'39.672	285,7	14:30'17.238
19	29.440	21.840	22.387	25.523	1'39.190	282,0	14:31'56.428
20	29.473	21.608	22.401	25.544	1'39.026	286,5	14:33'35.454
21	29.488	22.048	22.497	25.663	1'39.696	288,0	14:35'15.150

Race Time 34'48.040

19° 2 R. TAMBURINI [1'38.500]							
Lap	Seg1	Seg2	Seg3	Seg4	Lap Time	km/h	Local Time
1		22.260	22.739	25.395	1'41.539	252,3	14:02'08.649
2	29.418	21.766	22.458	25.369	1'39.011	266,7	14:03'47.660
3	29.466	22.030	22.375	25.676	1'39.547	261,5	14:05'27.207
4	29.377	21.486	22.340	25.324	1'38.527	272,0	14:07'05.734
5	29.534	21.573	22.359	25.034	1'38.500	272,7	14:08'44.234
6	29.719	21.617	22.571	25.055	1'38.962	273,4	14:10'23.196
7	29.670	21.797	22.828	25.358	1'39.653	272,7	14:12'02.849

10/09/2022 P = Pits In/Out - C = Lap Time Cancelled

These data/results cannot be reproduced, stored and/or transmitted in whole or in part by any manner of electronic, mechanical, photocopying, recording, broadcasting or otherwise now known or herein after developed without the previous express consent by the copyright owner, except for reproduction in daily press and regular printed publications on sale to the public within 60 days of the event related to those data/results and always provided that copyright symbol appears together as follows below.

© DORNA WSBK ORGANIZATION Srl 2022

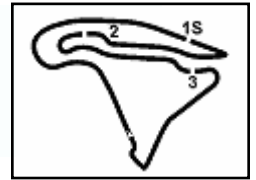
13	29.589	21.748	22.616	26.818	1'40.771	268,0	14:22'00.153
14	29.788	21.747	22.457	25.268	1'39.260	266,0	14:23'39.413
15	29.700	22.055	22.459	25.271	1'39.485	270,7	14:25'18.898
16	29.758	21.608	22.544	25.514	1'39.424	265,4	14:26'58.322
17	29.755	21.957	22.673	25.438	1'39.823	264,1	14:28'38.145
18	29.677	21.807	22.563	25.423	1'39.470	271,4	14:30'17.615
19	29.714	21.655	22.575	25.198	1'39.142	267,3	14:31'56.757
20	29.788	21.750	22.600	25.237	1'39.375	274,1	14:33'36.132
21	29.835	21.858	22.635	25.384	1'39.712	269,3	14:35'15.844

Race Time 34'48.734

20° 35 H. SYAHRIN [1'38.761]							
Lap	Seg1	Seg2	Seg3	Seg4	Lap Time	km/h	Local Time
1		22.781	22.826	25.642	1'42.971	246,0	14:02'10.081
2	29.626	22.019	22.482	25.272	1'39.399	280,5	14:03'49.480
3	29.736	21.969	22.357	25.234	1'39.296	274,8	14:05'28.776
4	29.639	21.731	22.357	25.174	1'38.901	274,1	14:07'07.677
5	29.490	21.774	22.382	25.115	1'38.761	272,7	14:08'46.438
6	29.461	21.734	22.495	25.397	1'39.087	279,1	14:10'25.525
7	30.083	21.921	22.450	25.162	1'39.616	273,4	14:12'05.141
8	29.770	21.656	22.414	25.168	1'39.008	284,2	14:13'44.149
9	29.525	21.816	22.446	25.087	1'38.874	282,7	14:15'23.023
10	29.634	21.869	22.544	25.114	1'39.161	283,5	14:17'02.184
11	29.798	21.880	22.796	25.334	1'39.808	282,7	14:18'41.992
12	29.847	21.891	22.701	25.440	1'39.879	280,5	14:20'21.871
13	29.907	21.941	23.018	25.410	1'40.276	276,2	14:22'02.147
14	29.878	21.855	22.977	25.605	1'40.315	282,0	14:23'42.462
15	30.353	21.914	22.672	25.258	1'40.197	286,5	14:25'22.659
16	30.102	21.902	22.948	25.349	1'40.301	285,7	14:27'02.960
17	30.021	21.835	22.878	25.497	1'40.231	279,1	14:28'43.191
18	29.991	21.897	22.775	25.382	1'40.045	282,7	14:30'23.236
19	29.905	21.812	22.818	25.491	1'40.026	285,0	14:32'03.262
20	29.943	21.921	22.663	25.401	1'39.928	288,0	14:33'43.190
21	29.948	22.171	22.897	25.582	1'40.598	276,9	14:35'23.788

Race Time 34'56.678

21° 36 L. MERCADO [1'39.370]							
Lap	Seg1	Seg2	Seg3	Seg4	Lap Time	km/h	Local Time
1		22.709	22.781	25.660	1'42.765	255,3	14:02'09.875
2	29.794	21.926	22.506	25.717	1'39.943	277,6	14:03'49.818
3	29.769	21.887	22.460	25.472	1'39.588	283,5	14:05'29.406
4	29.747	21.726	22.579	25.396	1'39.448	279,1	14:07'08.854
5	29.806	21.942	22.532	25.499	1'39.779	279,1	14:08'48.633
6	29.838	21.939	22.682	25.441	1'39.900	282,7	14:10'28.533
7	29.924	21.917	22.607	25.479	1'39.927	282,7	14:12'08.460
8	29.931	21.960	22.636	25.413	1'39.940	288,0	14:13'48.400
9	29.930	21.832	22.594	25.464	1'39.820	285,7	14:15'28.220
10	29.899	21.837	22.597	25.983	1'40.316	285,7	14:17'08.536
11	29.826	22.013	22.931	25.435	1'40.205	270,0	14:18'48.741
12	29.756	21.737	22.443	25.483	1'39.419	284,2	14:20'28.160
13	29.757	21.953	22.610	25.499	1'39.819	276,2	14:22'07.979
14	29.832	22.224	22.390	25.432	1'39.878	275,5	14:23'47.857
15	29.786	21.869	22.486	25.620	1'39.761	282,0	14:25'27.618
16	29.817	21.991	22.495	25.561	1'39.864	285,7	14:27'07.482
17	29.802	21.759	22.486	25.323	1'39.370	286,5	14:28'46.852
18	29.770	21.931	22.628	25.574	1'39.903	288,0	14:30'26.755
19	29.813	21.687	22.553	25.490	1'39.543	290,3	14:32'06.298
20	29.878	21.799	22.530	25.421	1'39.628	290,3	14:33'45.926
21	29.942	21.976	22.535	25.447	1'39.900	289,5	14:35'25.826



Magny-Cours 4.411 m

Pirelli French Round, 9-11 September 2022

Chronological Analysis Race 1

Start at 14:00'27.110

5 / 5

22° 52 O. KONIG [1'39.316]							
Lap	Seg.1	Seg.2	Seg.3	Seg.4	Lap Time	km/h	Local Time
1		22.860	22.813	25.714	1'43.229	247,1	14:02'10.339
2	29.874	22.013	22.496	25.416	1'39.799	277,6	14:03'50.138
3	29.739	22.142	22.492	25.385	1'39.758	283,5	14:05'29.896
4	29.737	21.909	22.362	25.308	1'39.316	274,1	14:07'09.212
5	29.755	22.070	22.553	25.327	1'39.705	274,1	14:08'48.917
6	29.724	22.114	22.508	25.604	1'39.950	259,0	14:10'28.867
7	29.775	22.141	22.375	25.525	1'39.816	261,5	14:12'08.683
8	29.779	22.211	22.537	25.556	1'40.083	274,8	14:13'48.766
9	29.686	22.204	22.524	25.520	1'39.934	275,5	14:15'28.700
10	29.588	21.935	22.440	25.655	1'39.618	268,0	14:17'08.318
11	29.821	21.835	22.463	25.266	1'39.385	284,2	14:18'47.703
12	29.990	21.916	22.598	25.452	1'39.956	282,7	14:20'27.659
13	30.032	21.876	22.652	25.390	1'39.950	287,2	14:22'07.609
14	30.118	21.858	22.503	25.299	1'39.778	282,0	14:23'47.387
15	29.981	21.868	22.532	25.482	1'39.863	283,5	14:25'27.250
16	30.132	21.847	22.596	25.429	1'40.004	288,0	14:27'07.254
17	30.044	22.068	22.624	25.340	1'40.076	282,0	14:28'47.330
18	29.875	21.955	22.548	25.331	1'39.709	283,5	14:30'27.039
19	29.883	21.770	22.427	25.447	1'39.527	287,2	14:32'06.566
20	29.768	21.905	22.600	25.417	1'39.690	271,4	14:33'46.256
21	29.706	22.001	22.565	25.537	1'39.809	279,1	14:35'26.065

Race Time 34'58.955

14	29.338	21.607	22.167	24.859	1'37.971	290,3	14:25'04.503
15	29.267	21.477	22.034	24.960	1'37.738	291,1	14:26'42.241
16	29.063	21.450	22.334	24.968	1'37.815	279,1	14:28'20.056
17	29.287	21.403	21.974	24.848	1'37.512	290,3	14:29'57.568
18	29.059	21.294	22.127	24.980	1'37.460	291,1	14:31'35.028
19	29.008	21.336	22.148	24.864	1'37.356	291,9	14:33'12.384
20	29.188	21.453	22.207	25.174	1'38.022	291,1	14:34'50.406

Race Time 34'23.296

23° 99 O. GUTIERREZ [1'39.411]							
Lap	Seg.1	Seg.2	Seg.3	Seg.4	Lap Time	km/h	Local Time
1		22.771	23.017	25.814	1'43.726	247,7	14:02'10.836
2	29.800	22.091	22.599	25.481	1'39.971	275,5	14:03'50.807
3	29.721	21.979	22.625	25.748	1'40.073	276,9	14:05'30.880
4	29.772	21.788	22.554	25.309	1'39.423	276,2	14:07'10.303
5	29.740	21.992	22.499	25.382	1'39.613	275,5	14:08'49.916
6	29.684	22.010	22.511	25.385	1'39.590	279,1	14:10'29.506
7	29.573	21.989	22.509	25.340	1'39.411	264,7	14:12'08.917
8	29.659	22.262	22.596	25.515	1'40.032	270,7	14:13'48.949
9	29.614	21.907	22.613	25.365	1'39.499	274,8	14:15'28.448
10	29.737	22.272	22.824	25.506	1'40.339	285,7	14:17'08.787
11	29.838	22.023	22.938	25.460	1'40.259	267,3	14:18'49.046
12	29.622	21.812	22.701	26.624	1'40.759	273,4	14:20'29.805
13	30.040	22.076	22.843	25.523	1'40.482	274,8	14:22'10.287
14	29.934	21.854	22.822	25.253	1'39.863	280,5	14:23'50.150
15	29.970	22.060	22.656	25.398	1'40.084	279,8	14:25'30.234
16	30.165	22.131	22.788	25.450	1'40.534	281,3	14:27'10.768
17	30.153	22.033	22.806	25.451	1'40.443	274,8	14:28'51.211
18	30.444	22.175	22.867	25.802	1'41.288	276,2	14:30'32.499
19	30.285	22.115	22.898	25.833	1'41.131	279,1	14:32'13.630
20	30.162	22.090	22.790	25.611	1'40.653	279,8	14:33'54.283
21	30.321	22.105	23.496	25.753	1'41.675	280,5	14:35'35.958

Race Time 35'08.848

24° 65 J. REA [1'37.356]							
Lap	Seg.1	Seg.2	Seg.3	Seg.4	Lap Time	km/h	Local Time
1		21.480	22.246	24.788	1'37.768	282,0	14:02'04.878
2	28.985	21.350	22.000	25.816	1'38.151	279,1	14:03'43.029
3	1'35.076	21.898	22.578	26.386	2'45.938P	285,7	14:06'28.967
4	1'08.803	21.810	22.318	24.938	2'17.869P	285,0	14:08'46.836
5	29.059	21.835	22.139	25.161	1'38.194	289,5	14:10'25.030
6	29.324	21.551	22.237	24.897	1'38.009	286,5	14:12'03.039
7	29.317	21.659	22.151	24.752	1'37.879	270,7	14:13'40.918
8	29.135	21.480	22.068	24.853	1'37.536	288,0	14:15'18.454
9	29.149	21.357	22.049	24.888	1'37.443	288,8	14:16'55.897
10	29.280	21.499	22.031	24.870	1'37.680	288,8	14:18'33.577
11	29.136	21.258	22.098	24.883	1'37.375	290,3	14:20'10.952
12	29.648	21.426	22.113	24.715	1'37.902	289,5	14:21'48.854
13	29.303	21.412	22.118	24.845	1'37.678	290,3	14:23'26.532

10/09/2022 P = Pits In/Out - C = Lap Time Cancelled

These data/results cannot be reproduced, stored and/or transmitted in whole or in part by any manner of electronic, mechanical, photocopying, recording, broadcasting or otherwise now known or herein after developed without the previous express consent by the copyright owner, except for reproduction in daily press and regular printed publications on sale to the public within 60 days of the event related to those data/results and always provided that copyright symbol appears together as follows below.

© DORNA WSBK ORGANIZATION Srl 2022