

Pirelli French Round, 9-11 September 2022

Chronological Analysis Race 2

Start at 14:00:17.230

1 / 4

1° 1 T. RAZGATLIOGLU (1'36.813)							
Lap	Seg1	Seg2	Seg3	Seg4	Lap Time	km/h	Local Time
1		21.435	22.354	24.955	1'37.843	287,2	14:01'55.073
2	29.180	21.223	22.106	24.853	1'37.362	285,7	14:03'32.435
3	29.302	21.234	22.297	24.825	1'37.658	289,5	14:05'10.093
4	29.117	21.334	21.987	24.815	1'37.253	284,2	14:06'47.346
5	29.194	21.239	21.963	24.822	1'37.218	288,8	14:08'24.564
6	29.161	21.338	21.894	24.812	1'37.205	283,5	14:10'01.769
7	29.150	21.404	22.002	24.863	1'37.419	287,2	14:11'39.188
8	29.235	21.383	22.554	25.067	1'38.239	287,2	14:13'17.427
9	29.154	21.333	22.121	24.703	1'37.311	289,5	14:14'54.738
10	29.074	21.145	21.902	24.692	1'36.813	290,3	14:16'31.551
11	29.180	21.338	22.046	24.697	1'37.261	289,5	14:18'08.812
12	29.351	21.246	22.015	24.738	1'37.350	288,0	14:19'46.162
13	29.168	21.221	22.206	24.646	1'37.241	292,7	14:21'23.403
14	29.129	21.227	22.040	24.652	1'37.048	293,5	14:23'00.451
15	29.323	21.149	21.924	24.739	1'37.135	294,3	14:24'37.586
16	29.288	21.210	22.032	24.785	1'37.315	293,5	14:26'14.901
17	29.291	21.184	22.037	24.697	1'37.209	294,3	14:27'52.110
18	29.332	21.345	22.061	24.832	1'37.570	291,9	14:29'29.680
19	29.213	21.209	22.015	24.837	1'37.274	292,7	14:31'06.954
20	29.257	21.204	21.908	24.904	1'37.273	292,7	14:32'44.227
21	29.242	21.137	22.126	24.974	1'37.479	293,5	14:34'21.706

Race Time 34'04.476

14	29.125	21.387	22.105	24.927	1'37.544	282,0	14:23'02.460
15	29.057	21.338	22.101	24.897	1'37.393	287,2	14:24'39.853
16	29.054	21.333	22.121	24.837	1'37.345	288,8	14:26'17.198
17	29.053	21.636	22.133	24.869	1'37.691	291,1	14:27'54.889
18	28.971	21.561	22.124	24.886	1'37.542	291,1	14:29'32.431
19	29.107	21.720	22.179	25.035	1'38.041	282,7	14:31'10.472
20	29.279	21.537	22.247	25.056	1'38.119	283,5	14:32'48.591
21	29.215	21.512	22.130	25.000	1'37.857	286,5	14:34'26.448

Race Time 34'09.218

2° 21 M. RINALDI (1'36.855)							
Lap	Seg1	Seg2	Seg3	Seg4	Lap Time	km/h	Local Time
1		22.132	22.046	25.350	1'38.877	276,2	14:01'56.107
2	29.100	21.274	21.840	25.056	1'37.270	276,2	14:03'33.377
3	29.098	21.503	22.006	25.293	1'37.900	279,1	14:05'11.277
4	28.912	21.350	21.908	24.789	1'36.959	279,1	14:06'48.236
5	29.065	21.371	21.835	24.728	1'36.999	282,0	14:08'25.235
6	28.984	21.362	21.877	24.836	1'37.059	278,4	14:10'02.294
7	29.043	21.287	21.894	25.004	1'37.228	282,0	14:11'39.522
8	29.028	21.420	22.175	24.994	1'37.617	276,2	14:13'17.139
9	29.165	21.351	21.837	24.804	1'37.157	285,7	14:14'54.296
10	29.084	21.216	21.822	24.733	1'36.855	284,2	14:16'31.151
11	29.213	21.411	22.036	24.849	1'37.509	284,2	14:18'08.660
12	29.192	21.242	22.068	24.791	1'37.293	287,2	14:19'45.953
13	29.142	21.298	22.015	24.832	1'37.287	290,3	14:21'23.240
14	29.260	21.457	22.091	24.864	1'37.672	288,8	14:23'00.912
15	28.996	21.280	21.963	24.823	1'37.062	279,8	14:24'37.974
16	29.004	21.450	21.840	25.325	1'37.619	282,7	14:26'15.593
17	29.157	21.383	22.046	24.775	1'37.361	285,0	14:27'52.954
18	29.114	21.465	22.025	24.805	1'37.409	279,8	14:29'30.363
19	29.028	21.336	22.059	24.842	1'37.265	285,7	14:31'07.628
20	29.042	21.396	21.982	25.223	1'37.643	282,7	14:32'45.271
21	29.427	21.565	22.234	25.233	1'38.459	279,8	14:34'23.730

Race Time 34'06.500

4° 22 A. LOWES (1'37.021)							
Lap	Seg1	Seg2	Seg3	Seg4	Lap Time	km/h	Local Time
1		21.684	22.150	25.405	1'38.400	276,2	14:01'55.630
2	29.483	21.616	22.052	25.009	1'38.160	280,5	14:03'33.790
3	29.012	21.636	22.006	25.079	1'37.733	267,3	14:05'11.523
4	28.887	21.477	21.851	24.806	1'37.021	274,1	14:06'48.544
5	29.021	21.448	21.942	24.858	1'37.269	266,0	14:08'25.813
6	29.068	21.513	21.921	24.798	1'37.300	282,7	14:10'03.113
7	29.097	21.349	22.061	24.889	1'37.396	284,2	14:11'40.509
8	29.244	21.454	22.079	24.894	1'37.671	282,7	14:13'18.180
9	29.004	21.543	22.061	24.889	1'37.497	276,2	14:14'55.677
10	28.963	21.498	22.018	24.915	1'37.394	276,9	14:16'33.071
11	29.111	21.611	22.096	24.917	1'37.735	274,8	14:18'10.806
12	29.155	21.534	22.164	24.831	1'37.684	288,0	14:19'48.490
13	29.178	21.372	21.940	24.846	1'37.336	288,8	14:21'25.826
14	29.077	21.476	21.869	24.933	1'37.355	285,0	14:23'03.181
15	29.110	21.503	22.077	24.978	1'37.668	288,0	14:24'00.849
16	29.108	21.485	21.877	24.832	1'37.302	286,5	14:26'18.151
17	29.168	21.522	22.064	24.976	1'37.730	282,0	14:27'55.881
18	29.342	21.672	22.029	25.098	1'38.141	280,5	14:29'34.022
19	29.295	21.478	22.042	25.008	1'37.823	289,5	14:31'11.845
20	29.149	21.445	21.932	24.931	1'37.457	285,0	14:32'49.302
21	29.161	21.510	21.972	24.845	1'37.488	283,5	14:34'26.790

Race Time 34'09.560

3° 47 A. BASSANI (1'37.000)							
Lap	Seg1	Seg2	Seg3	Seg4	Lap Time	km/h	Local Time
1		21.683	22.266	25.219	1'38.438	276,2	14:01'55.668
2	28.906	21.471	22.078	24.730	1'37.185	274,1	14:03'32.853
3	28.979	21.288	21.992	24.741	1'37.000	276,9	14:05'09.853
4	29.112	21.418	21.934	24.760	1'37.224	283,5	14:06'47.077
5	29.136	21.326	22.049	24.796	1'37.307	285,7	14:08'24.384
6	29.131	21.230	22.027	24.751	1'37.139	284,2	14:10'01.523
7	29.187	21.303	22.182	24.783	1'37.455	288,8	14:11'38.978
8	29.178	21.484	22.715	25.274	1'38.651	291,1	14:13'17.629
9	29.082	21.499	22.155	24.924	1'37.660	280,5	14:14'55.289
10	29.116	21.397	21.935	24.926	1'37.374	288,8	14:16'32.663
11	29.091	21.417	22.039	24.830	1'37.377	282,7	14:18'10.040
12	29.004	21.407	22.085	24.916	1'37.412	284,2	14:19'47.452
13	29.095	21.416	22.108	24.845	1'37.464	283,5	14:21'24.916

5° 65 J. REA (1'37.204)							
Lap	Seg1	Seg2	Seg3	Seg4	Lap Time	km/h	Local Time
1		21.506	22.173	25.278	1'38.089	281,3	14:01'55.319
2	29.011	21.379	22.200	25.681	1'38.271	281,3	14:03'33.590
3	28.953	21.341	22.104	25.883	1'38.281	290,3	14:05'11.871
4	29.049	21.321	21.837	25.304	1'37.511	283,5	14:06'49.382
5	29.186	21.448	21.896	24.684	1'37.214	282,7	14:08'26.596
6	29.110	21.297	22.345	24.843	1'37.595	282,7	14:10'04.191
7	29.162	21.280	25.244	25.417	1'41.103	288,0	14:11'45.294
8	29.208	21.281	22.011	24.829	1'37.329	290,3	14:13'22.623
9	29.170	21.291	22.000	24.751	1'37.212	284,2	14:14'59.835
10	29.234	21.271	21.968	24.731	1'37.204	288,0	14:16'37.039
11	29.327	21.377	22.115	24.817	1'37.636	287,2	14:18'14.675
12	29.281	21.360	22.139	24.802	1'37.582	288,0	14:19'52.257
13	29.294	21.423	22.144	25.194	1'38.055	287,2	14:21'30.312
14	29.476	21.342	22.059	24.980	1'37.857	288,8	14:23'08.169
15	29.317	21.283	21.999	24.731	1'37.330	288,8	14:24'45.499
16	29.136	21.307	22.040	24.796	1'37.279	287,2	14:26'22.778
17	29.215	21.415	22.127	24.935	1'37.692	283,5	14:28'00.470
18	29.300	21.513	22.115	24.938	1'37.866	289,5	14:29'38.336
19	29.425	21.508	22.222	24.942	1'38.097	286,5	14:31'16.433
20	29.341	21.500	22.221	24.873	1'37.935	287,2	14:32'54.368
21	29.288	21.505	22.239	24.985	1'38.017	289,5	14:34'32.385

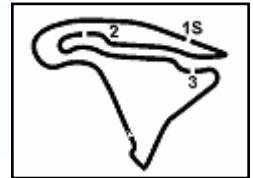
Race Time 34'15.155

11/09/2022 P = Pits In/Out - C = Lap Time Cancelled

6° 45 S. REDDING (1'37.428)							
Lap	Seg1	Seg2	Seg3	Seg4	Lap Time	km/h	Local Time
1		21.427	22.215	25.313	1'38.641	272,0	14:01'55.871
2	29.220	21.734	22.156	24.980	1'38.090	287,2	14:03'33.961
3	29.102	21.595	21.893	25.070	1'37.660	262,8	14:05'11.621
4	29.211	21.605	21.871	24.907	1'37.594	282,0	14:06'49.215

These data/results cannot be reproduced, stored and/or transmitted in whole or in part by any manner of electronic, mechanical, photocopying, recording, broadcasting or otherwise now known or herein after developed without the previous express consent by the copyright owner, except for reproduction in daily press and regular printed publications on sale to the public within 60 days of the event related to those data/results and always provided that copyright symbol appears together as follows below.

© DORNA WSBK ORGANIZATION Srl 2022



Magny-Cours 4.411 m

Pirelli French Round, 9-11 September 2022
Chronological Analysis Race 2

Start at 14:00:17.230

2 / 4

5	29.324	21.684	21.865	24.791	1'37.664	281,3	14:08'26.879	20	29.335	21.435	22.120	25.078	1'37.968	285,0	14:32'59.123
6	29.211	21.381	21.981	24.968	1'37.541	283,5	14:10'04.420	21	29.398	21.449	22.164	25.015	1'38.026	280,5	14:34'37.149
7	29.272	21.486	22.235	24.745	1'37.738	278,4	14:11'42.158	Race Time 34'19.919							
8	29.355	21.183	21.942	24.948	1'37.428	291,9	14:13'19.586								
9	29.512	21.282	21.956	24.790	1'37.540	290,3	14:14'57.126								
10	29.278	21.370	21.993	24.909	1'37.550	291,1	14:16'34.676								
11	29.444	21.386	22.084	25.017	1'37.931	291,1	14:18'12.607								
12	29.556	21.450	22.075	24.943	1'38.024	286,5	14:19'50.631								
13	29.476	21.455	22.039	24.912	1'37.882	289,5	14:21'28.513								
14	29.434	21.307	21.997	24.906	1'37.644	291,9	14:23'06.157								
15	29.454	21.440	21.945	24.803	1'37.642	291,9	14:24'43.799								
16	29.420	21.638	22.044	24.959	1'38.061	293,5	14:26'21.860								
17	29.607	21.736	22.511	24.988	1'38.842	294,3	14:28'00.702								
18	29.493	21.550	22.127	25.072	1'38.242	287,2	14:29'38.944								
19	29.492	21.640	22.041	25.026	1'38.199	287,2	14:31'17.143								
20	29.403	21.556	22.094	24.920	1'37.973	292,7	14:32'55.116								
21	29.562	21.683	22.194	25.106	1'38.545	291,1	14:34'33.661								
Race Time 34'16.431															

7° 55 A. LOCATELLI [1'37.721]

Lap	Seg.1	Seg.2	Seg.3	Seg.4	Lap Time	km/h	Local Time
1		21.778	22.072	25.160	1'39.243	264,1	14:01'56.473
2	29.233	21.645	22.169	25.288	1'38.335	262,8	14:03'34.808
3	29.458	21.705	22.072	25.104	1'38.339	272,0	14:05'13.147
4	29.237	21.544	22.010	25.150	1'37.941	277,6	14:06'51.088
5	29.249	21.565	21.971	25.078	1'37.863	282,0	14:08'28.951
6	29.239	21.501	21.989	25.070	1'37.799	282,7	14:10'06.750
7	29.183	21.575	22.080	25.024	1'37.862	279,1	14:11'44.612
8	29.369	21.417	22.034	25.041	1'37.861	286,5	14:13'22.473
9	29.297	21.722	22.010	24.977	1'38.006	287,2	14:15'00.479
10	29.222	21.669	22.057	25.082	1'38.030	279,1	14:16'38.509
11	29.354	21.817	22.146	25.046	1'38.363	285,7	14:18'16.872
12	29.375	21.478	22.085	25.013	1'37.951	288,0	14:19'54.823
13	29.321	21.488	22.070	25.032	1'37.911	288,8	14:21'32.734
14	29.421	21.467	22.100	25.106	1'38.094	288,8	14:23'10.828
15	29.405	21.429	21.979	24.908	1'37.721	288,8	14:24'48.549
16	29.323	21.620	22.079	25.089	1'38.111	288,0	14:26'26.660
17	29.330	21.686	22.094	25.118	1'38.228	288,0	14:28'04.888
18	29.299	21.701	22.036	25.061	1'38.097	288,0	14:29'42.985
19	29.314	21.483	22.119	24.961	1'37.877	286,5	14:31'20.862
20	29.269	21.619	22.101	25.138	1'38.127	289,5	14:32'58.989
21	29.327	21.443	22.071	25.064	1'37.905	288,8	14:34'36.894
Race Time 34'19.664							

8° 31 G. GERLOFF [1'37.733]

Lap	Seg.1	Seg.2	Seg.3	Seg.4	Lap Time	km/h	Local Time
1		22.711	22.159	25.303	1'40.333	266,7	14:01'57.563
2	29.260	21.617	22.113	25.272	1'38.262	276,9	14:03'35.825
3	29.164	21.700	22.097	25.107	1'38.068	274,1	14:05'13.893
4	29.155	21.780	22.001	25.080	1'38.016	272,0	14:06'51.909
5	29.129	21.549	22.064	24.992	1'37.734	284,2	14:08'29.643
6	29.184	21.528	22.133	24.952	1'37.797	286,5	14:10'07.440
7	29.317	21.392	22.036	25.517	1'38.262	285,0	14:11'45.702
8	29.269	21.429	22.034	25.091	1'37.823	277,6	14:13'23.525
9	29.236	21.610	22.081	25.111	1'38.038	276,9	14:15'01.563
10	29.235	21.616	22.086	25.007	1'37.944	278,4	14:16'39.507
11	29.215	21.652	22.135	25.079	1'38.081	279,8	14:18'17.588
12	29.294	21.861	21.994	24.966	1'38.115	281,3	14:19'55.703
13	29.196	21.472	22.415	25.056	1'38.139	274,8	14:21'33.842
14	29.173	21.560	21.947	25.053	1'37.733	277,6	14:23'11.575
15	29.178	21.451	22.113	25.000	1'37.742	282,0	14:24'49.317
16	29.125	21.545	22.121	25.100	1'37.891	279,8	14:26'27.208
17	29.302	21.597	22.129	25.006	1'38.034	272,7	14:28'05.242
18	29.278	21.716	22.042	25.117	1'38.153	285,7	14:29'43.395
19	29.292	21.474	21.957	25.037	1'37.760	286,5	14:31'21.155

9° 76 L. BAZ [1'37.711]

Lap	Seg.1	Seg.2	Seg.3	Seg.4	Lap Time	km/h	Local Time
1		21.750	22.124	25.330	1'39.041	263,4	14:01'56.271
2	29.260	21.604	22.123	24.985	1'37.972	276,2	14:03'34.243
3	29.095	21.695	22.104	25.039	1'37.933	275,5	14:05'12.176
4	29.187	21.540	21.998	25.142	1'37.867	277,6	14:06'50.043
5	29.276	21.582	22.102	25.182	1'38.142	280,5	14:08'28.185
6	29.336	21.544	22.191	25.216	1'38.287	285,0	14:10'06.472
7	29.323	21.587	22.607	25.548	1'39.065	288,0	14:11'45.537
8	29.184	21.406	22.063	25.112	1'37.765	285,0	14:13'23.302
9	29.144	21.649	22.133	24.975	1'37.901	279,1	14:15'01.203
10	29.216	21.629	22.138	25.152	1'38.135	282,0	14:16'39.338
11	29.267	21.592	22.051	25.198	1'38.108	286,5	14:18'17.446
12	29.312	21.499	22.136	25.032	1'37.979	289,5	14:19'55.425
13	29.283	21.529	22.157	25.214	1'38.183	288,8	14:21'33.608
14	29.243	21.476	21.951	25.041	1'37.711	290,3	14:23'11.319
15	29.201	21.484	21.995	25.049	1'37.729	288,0	14:24'49.048
16	29.279	21.556	21.989	25.141	1'37.965	289,5	14:26'27.013
17	29.347	21.694	22.342	25.097	1'38.480	283,5	14:28'05.493
18	29.116	21.802	22.179	25.232	1'38.329	285,7	14:29'43.822
19	29.264	21.640	22.032	25.265	1'38.201	286,5	14:31'22.023
20	29.235	21.563	22.056	25.118	1'37.972	286,5	14:32'59.995
21	29.300	21.819	22.256	25.206	1'38.581	282,0	14:34'38.576
Race Time 34'21.346							

10° 71 L. LECUONA [1'37.705]

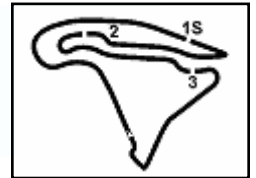
Lap	Seg.1	Seg.2	Seg.3	Seg.4	Lap Time	km/h	Local Time
1		21.852	22.235	25.169	1'39.567	271,4	14:01'56.797
2	29.280	21.655	22.137	25.173	1'38.245	279,1	14:03'35.042
3	29.164	21.537	22.076	24.928	1'37.705	286,5	14:05'12.747
4	29.143	21.750	22.087	25.590	1'38.570	290,3	14:06'51.317
5	29.221	21.685	22.704	25.186	1'38.796	279,8	14:08'30.113
6	29.176	21.560	22.127	25.071	1'37.934	284,2	14:10'08.047
7	29.318	21.480	22.264	25.130	1'38.192	288,8	14:11'46.239
8	29.273	21.544	22.168	25.091	1'38.076	291,1	14:13'24.315
9	29.286	21.564	22.153	24.901	1'37.904	279,8	14:15'02.219
10	29.127	21.595	22.224	25.356	1'38.302	278,4	14:16'40.521
11	29.312	21.530	22.366	25.259	1'38.467	289,5	14:18'18.988
12	29.307	21.445	22.133	25.110	1'37.995	290,3	14:19'56.983
13	29.201	21.475	22.261	24.997	1'37.934	288,8	14:21'34.917
14	29.249	21.374	22.135	24.950	1'37.708	296,7	14:23'12.625
15	29.145	21.605	22.438	25.211	1'38.399	295,1	14:24'51.024
16	29.335	21.383	22.167	25.146	1'38.031	294,3	14:26'29.055
17	29.172	21.633	22.171	24.962	1'37.938	294,3	14:28'06.993
18	29.137	21.565	22.226	25.164	1'38.092	294,3	14:29'45.085
19	29.154	21.644	22.103	25.029	1'37.930	288,0	14:31'23.015
20	29.249	21.500	22.196	25.156	1'38.101	292,7	14:33'01.116
21	29.281	21.873	22.388	25.415	1'38.957	279,1	14:34'40.073
Race Time 34'22.843							

11° 5 P. OETTL [1'37.849]

Lap	Seg.1	Seg.2	Seg.3	Seg.4	Lap Time	km/h	Local Time
1		23.047	22.632	25.580	1'41.568	253,5	14:01'58.798
2	29.162	21.640	22.123	25.190	1'38.115	271,4	14:03'36.913
3	29.148	21.730	22.162	25.621	1'38.661	265,4	14:05'15.574
4	29.249	21.570	22.159	25.040	1'38.018	282,0	14:06'53.592
5	29.217	21.624	22.293	25.114	1'38.248	275,5	14:08'31.840
6	29.146	21.621	22.152	25.117	1'38.036	276,9	14:10'09.876
7	29.190	21.526	22.311	25.055	1'38.082	279,1	14:11'47.958
8	29.182	21.491	22.210	24.966	1'37.849	287,2	14:13'25.807
9	29.064	21.614	22.281	24.977	1'37.936	278,4	14:15'03.743
10	29.099	21.555	22.274	25.079	1'38.007	281,3	14:16'41.750

11/09/2022

P = Pits In/Out - C = Lap Time Cancelled



Magny-Cours 4.411 m

Pirelli French Round, 9-11 September 2022

Chronological Analysis Race 2

Start at 14:00:17.230

3 / 4

11	29.345	21.653	22.319	25.070	1'38.387	276,2	14:18'20.137	2	29.568	22.044	24.126	25.789	1'41.527	253,5	14:03'41.145
12	29.170	21.606	22.243	24.989	1'38.008	279,1	14:19'58.145	3	29.562	21.786	22.457	25.211	1'39.016	258,4	14:05'20.161
13	29.251	21.487	22.297	25.106	1'38.141	281,3	14:21'36.286	4	29.396	21.851	22.525	25.138	1'38.910	261,5	14:06'59.071
14	29.208	21.636	22.219	25.058	1'38.121	276,9	14:23'14.407	5	29.628	21.793	22.584	25.044	1'39.049	263,4	14:08'38.120
15	29.186	21.628	22.422	25.163	1'38.399	280,5	14:24'52.806	6	29.509	21.716	22.514	25.357	1'39.096	268,0	14:10'17.216
16	29.318	21.712	22.430	25.216	1'38.576	276,2	14:26'31.382	7	29.506	21.877	23.346	25.164	1'39.893	268,7	14:11'57.109
17	29.249	21.798	22.501	25.209	1'38.757	288,0	14:28'10.139	8	29.706	21.668	22.551	25.202	1'39.127	269,3	14:13'36.236
18	29.325	21.910	22.584	25.235	1'39.054	274,8	14:29'49.193	9	29.578	22.063	22.607	25.229	1'39.477	266,0	14:15'15.713
19	29.370	21.960	22.619	25.410	1'39.359	272,0	14:31'28.552	10	29.894	21.813	22.559	25.092	1'39.358	270,7	14:16'55.071
20	29.337	21.744	22.632	25.493	1'39.206	285,0	14:33'07.758	11	29.747	21.774	22.569	25.135	1'39.225	266,0	14:18'34.296
21	29.447	21.976	22.784	25.481	1'39.688	274,8	14:34'47.446	12	29.707	21.808	22.551	25.012	1'39.078	269,3	14:20'13.374

Race Time 34'30.216

12° 44 L. MAHIAS [1'37.918]

Lap	Seg1	Seg2	Seg3	Seg4	Lap Time	km/h	Local Time
1		22.032	22.322	25.302	1'39.912	257,8	14:01'57.142
2	29.202	21.879	22.154	25.021	1'38.256	253,5	14:03'35.398
3	29.289	21.850	22.136	25.034	1'38.309	268,7	14:05'13.707
4	29.283	21.936	22.169	27.417	1'40.805	270,7	14:06'54.512
5	29.399	21.833	22.198	25.115	1'38.545	272,7	14:08'33.057
6	29.267	21.574	21.994	25.135	1'37.970	275,5	14:10'11.027
7	29.294	21.765	22.037	24.954	1'38.050	270,7	14:11'49.077
8	29.313	21.590	22.024	25.165	1'38.092	274,1	14:13'27.169
9	29.277	21.647	21.966	25.028	1'37.918	276,9	14:15'05.087
10	29.257	21.677	22.150	25.338	1'38.322	275,5	14:16'43.409
11	29.452	21.686	22.267	25.500	1'38.905	270,7	14:18'22.314
12	29.581	21.808	22.166	25.317	1'38.872	273,4	14:20'01.186
13	29.502	21.706	22.347	25.298	1'38.853	271,4	14:21'40.039
14	29.581	21.649	22.286	25.329	1'38.845	281,3	14:23'18.884
15	29.560	21.724	22.238	25.247	1'38.769	280,5	14:24'57.653
16	29.553	21.697	22.247	25.258	1'38.755	282,7	14:26'36.408
17	29.678	21.766	22.162	25.263	1'38.869	281,3	14:28'15.277
18	29.600	21.867	22.251	25.453	1'39.171	274,8	14:29'54.448
19	30.201	21.790	22.356	25.624	1'39.971	274,1	14:31'34.419
20	30.071	21.705	22.384	25.643	1'39.803	281,3	14:33'14.222
21	30.008	22.477	22.645	26.226	1'41.356	266,7	14:34'55.578

Race Time 34'38.348

13° 29 L. BERNARDI [1'38.522]

Lap	Seg1	Seg2	Seg3	Seg4	Lap Time	km/h	Local Time
1		22.478	22.590	25.466	1'41.707	248,3	14:01'58.937
2	29.349	22.168	22.448	25.425	1'39.390	266,0	14:03'38.327
3	29.517	21.801	22.198	25.565	1'39.081	271,4	14:05'17.408
4	29.434	21.941	22.186	25.312	1'38.873	270,7	14:06'56.281
5	29.425	21.711	22.290	25.128	1'38.554	272,0	14:08'34.835
6	29.367	21.682	22.383	25.252	1'38.684	279,8	14:10'13.519
7	29.319	21.873	22.498	25.384	1'39.074	266,7	14:11'52.593
8	29.348	21.738	22.350	25.222	1'38.658	279,1	14:13'31.251
9	29.339	21.688	22.296	25.199	1'38.522	278,4	14:15'09.773
10	29.355	21.817	22.376	25.253	1'38.801	274,1	14:16'48.574
11	29.457	21.803	22.396	25.280	1'38.936	276,2	14:18'27.510
12	29.531	21.794	22.320	25.286	1'38.931	261,5	14:20'06.441
13	29.428	21.832	22.429	25.318	1'39.007	275,5	14:21'45.448
14	29.357	21.759	22.315	25.351	1'38.782	275,5	14:23'24.230
15	29.359	21.671	22.401	25.333	1'38.764	286,5	14:25'02.994
16	29.379	21.719	22.238	26.295	1'39.631	282,0	14:26'42.625
17	29.541	21.901	22.511	25.428	1'39.381	274,1	14:28'22.006
18	29.525	21.908	22.400	25.493	1'39.326	276,9	14:30'01.332
19	29.656	21.906	22.432	25.499	1'39.493	272,7	14:31'40.825
20	29.501	21.981	22.332	25.314	1'39.128	272,0	14:33'19.953
21	29.665	22.071	22.483	25.722	1'39.941	274,1	14:34'59.894

Race Time 34'42.664

14° 2 R. TAMBURINI [1'38.445]

Lap	Seg1	Seg2	Seg3	Seg4	Lap Time	km/h	Local Time
1		22.639	23.364	25.446	1'42.388	239,5	14:01'59.618

14	29.608	21.579	22.502	24.952	1'38.641	272,7	14:23'30.948
15	29.720	21.613	22.423	24.935	1'38.691	276,9	14:25'09.639
16	29.598	21.626	22.492	24.998	1'38.714	274,8	14:26'48.353
17	29.559	21.748	22.416	24.986	1'38.709	279,8	14:28'27.062
18	29.459	21.683	22.402	24.901	1'38.445	276,9	14:30'05.507
19	29.386	21.768	22.508	25.274	1'38.936	260,2	14:31'44.443
20	29.942	22.333	22.475	25.089	1'39.839	279,1	14:33'24.282
21	29.630	21.709	22.454	25.020	1'38.813	275,5	14:35'03.095

Race Time 34'45.865

15° 3 K. NOZANE [1'38.627]

Lap	Seg1	Seg2	Seg3	Seg4	Lap Time	km/h	Local Time
1		22.710	22.507	25.263	1'41.104	244,3	14:01'58.334
2	29.687	21.909	22.228	24.962	1'38.786	265,4	14:03'37.120
3	29.426	21.742	22.249	25.623	1'39.040	268,7	14:05'16.160
4	29.659	21.611	22.271	25.086	1'38.627	272,7	14:06'54.787
5	29.542	21.847	22.417	25.135	1'38.941	262,8	14:08'33.728
6	29.754	21.601	22.599	25.235	1'39.189	276,9	14:10'12.917
7	29.832	21.789	22.754	25.592	1'39.967	275,5	14:11'52.884
8	29.633	21.735	22.446	25.202	1'39.016	277,6	14:13'31.900
9	29.765	21.623	22.524	25.141	1'39.053	279,1	14:15'10.953
10	29.915	21.747	22.580	25.197	1'39.439	274,8	14:16'50.392
11	29.753	21.816	22.462	25.300	1'39.331	273,4	14:18'29.723
12	29.665	21.644	22.583	25.058	1'38.950	278,4	14:20'08.673
13	29.801	21.540	22.313	25.293	1'38.947	283,5	14:21'47.620
14	29.760	21.812	22.631	25.268	1'39.471	272,7	14:23'27.091
15	29.762	21.821	22.535	25.274	1'39.392	272,7	14:25'06.483
16	29.906	21.735	22.467	25.307	1'39.415	278,4	14:26'45.898
17	29.830	21.835	22.464	25.265	1'39.394	281,3	14:28'25.292
18	29.822	21.842	22.650	25.235	1'39.549	280,5	14:30'04.841
19	29.858	21.778	22.497	25.298	1'39.431	276,2	14:31'44.272
20	30.138	22.218	22.683	25.278	1'40.317	270,7	14:33'24.589
21	29.951	22.133	22.364	25.326	1'39.774	263,4	14:35'04.363

Race Time 34'47.133

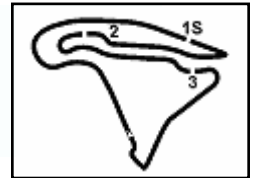
16° 23 C. PONSSON [1'38.854]

Lap	Seg1	Seg2	Seg3	Seg4	Lap Time	km/h	Local Time
1		22.655	22.874	25.510	1'42.217	248,3	14:01'59.447
2	29.625	22.050	22.398	25.330	1'39.403	272,7	14:03'38.850
3	29.634	22.042	22.367	25.333	1'39.376	278,4	14:05'18.226
4	29.547	22.035	22.350	25.255	1'39.187	276,9	14:06'57.413
5	29.617	21.912	23.031	25.298	1'39.858	277,6	14:08'37.271
6	29.741	22.039	22.588	25.383	1'39.751	282,7	14:10'17.022
7	29.612	21.870	22.619	25.313	1'39.414	284,2	14:11'56.436
8	29.775	21.923	22.568	25.335	1'39.601	283,5	14:13'36.037
9	29.742	21.960	22.465	25.298	1'39.465	280,5	14:15'15.502
10	30.104	22.018	22.566	25.338	1'40.026	279,1	14:16'55.528
11	29.682	22.127	22.622	25.298	1'39.729	274,1	14:18'35.257
12	29.651	21.904	22.570	25.249	1'39.374	283,5	14:20'14.631
13	29.628	21.867	22.441	25.182	1'39.118	282,0	14:21'53.749
14	29.540	21.640	22.448	25.226	1'38.854	285,0	14:23'32.603
15	29.645	21.930	22.500	25.281	1'39.356	287,2	14:25'11.959
16	29.665	21.834	22.595	25.425	1'39.519	286,5	14:26'51.478

11/09/2022

P = Pits In/Dut - C = Lap Time Cancelled

These data/results cannot be reproduced, stored and/or transmitted in whole or in part by any manner of electronic, mechanical, photocopying, recording, broadcasting or otherwise now known or herein after developed without the previous express consent by the copyright owner, except for reproduction in daily press and regular printed publications on sale to the public within 60 days of the event related to those data/results and always provided that copyright symbol appears together as follows below.



Magny-Cours 4.411 m

Pirelli French Round, 9-11 September 2022

Chronological Analysis Race 2

Start at 14:00:17.230

4 / 4

17	29.875	22.239	22.677	25.443	1'40.234	282,7	14:28'31.712	8	29.611	21.944	22.407	25.201	1'39.163	262,1	14:13'36.482
18	29.899	22.058	22.772	25.473	1'40.202	284,2	14:30'11.914	9	29.671	21.962	22.501	25.255	1'39.389	270,0	14:15'15.871
19	29.964	22.170	22.668	25.550	1'40.352	284,2	14:31'52.266	10	29.881	22.081	22.543	25.364	1'39.869	268,0	14:16'55.740
20	29.852	22.188	22.717	25.548	1'40.305	286,5	14:33'32.571	11	29.517	21.814	22.421	25.102	1'38.854	279,1	14:18'34.594
21	29.928	21.987	22.723	25.360	1'39.998	285,0	14:35'12.569	12	29.531	21.962	22.458	25.113	1'39.064	261,5	14:20'13.658

Race Time 34'55.339

17° 99 O. GUTIERREZ (1'39.164)							
Lap	Seg.1	Seg.2	Seg.3	Seg.4	Lap Time	km/h	Local Time
1		22.555	22.920	25.594	1'42.638	234,3	14:01'59.868
2	29.459	22.104	23.301	25.404	1'40.268	257,1	14:03'40.136
3	29.546	21.878	22.352	25.548	1'39.324	276,2	14:05'19.460
4	29.699	21.846	22.484	26.211	1'40.240	277,6	14:06'59.700
5	29.611	21.881	22.483	25.276	1'39.251	276,9	14:08'38.951
6	29.644	21.973	22.347	25.312	1'39.276	272,0	14:10'18.227
7	29.585	22.023	22.566	25.435	1'39.599	277,6	14:11'57.826
8	29.743	21.777	22.468	25.287	1'39.275	277,6	14:13'37.101
9	29.722	21.845	22.386	25.211	1'39.164	281,3	14:15'16.265
10	29.932	21.975	22.438	25.349	1'39.694	266,7	14:16'55.959
11	29.572	22.029	22.579	25.316	1'39.496	272,7	14:18'35.455
12	29.517	21.964	22.627	25.271	1'39.379	279,8	14:20'14.834
13	29.630	21.806	23.092	25.438	1'39.966	275,5	14:21'54.800
14	29.744	21.835	22.589	25.455	1'39.623	283,5	14:23'34.423
15	29.870	21.862	22.811	25.507	1'40.050	277,6	14:25'14.473
16	29.886	22.041	22.703	25.503	1'40.133	283,5	14:26'54.606
17	29.944	21.973	22.714	25.628	1'40.259	280,5	14:28'34.865
18	29.882	22.210	22.758	25.575	1'40.425	279,1	14:30'15.290
19	29.922	22.020	22.668	25.331	1'39.941	277,6	14:31'55.231
20	30.140	22.116	22.727	25.569	1'40.552	277,6	14:33'35.783
21	30.002	22.165	22.749	25.494	1'40.410	281,3	14:35'16.193

Race Time 34'58.963

18° 52 O. KONIG (1'39.811)							
Lap	Seg.1	Seg.2	Seg.3	Seg.4	Lap Time	km/h	Local Time
1		22.989	22.980	25.812	1'43.346	239,5	14:02'00.576
2	29.824	22.109	22.946	25.888	1'40.767	268,7	14:03'41.343
3	29.805	22.127	22.662	25.457	1'40.051	266,7	14:05'21.394
4	29.861	22.206	22.697	25.449	1'40.213	282,0	14:07'01.607
5	29.813	22.042	22.547	25.409	1'39.811	279,1	14:08'41.418
6	30.051	22.081	22.602	25.374	1'40.108	278,4	14:10'21.526
7	29.994	22.057	22.623	25.520	1'40.194	279,1	14:12'01.720
8	30.152	22.101	22.725	25.501	1'40.479	281,3	14:13'42.199
9	30.092	22.141	22.737	25.504	1'40.474	280,5	14:15'22.673
10	30.209	22.358	22.671	25.552	1'40.790	274,1	14:17'03.463
11	30.168	22.038	22.601	25.472	1'40.279	279,1	14:18'43.742
12	30.138	22.053	22.713	25.592	1'40.496	280,5	14:20'24.238
13	30.038	21.971	22.685	25.574	1'40.268	283,5	14:22'04.506
14	30.000	21.851	22.714	25.470	1'40.035	285,0	14:23'44.541
15	30.102	22.041	22.547	25.516	1'40.206	282,7	14:25'24.747
16	29.994	21.883	22.543	25.400	1'39.820	285,7	14:27'04.567
17	30.055	22.260	22.673	25.587	1'40.575	286,5	14:28'45.142
18	30.043	22.141	22.651	25.665	1'40.500	285,0	14:30'25.642
19	30.051	22.073	22.663	25.575	1'40.362	282,0	14:32'06.004
20	30.192	21.994	22.726	25.580	1'40.492	282,7	14:33'46.496
21	30.106	21.993	22.564	25.528	1'40.191	285,7	14:35'26.687

Race Time 35'09.457

19° 35 H. SYHRIN (1'38.827)							
Lap	Seg.1	Seg.2	Seg.3	Seg.4	Lap Time	km/h	Local Time
1		22.611	23.354	25.685	1'43.032	233,8	14:02'00.262
2	29.591	22.161	23.091	25.626	1'40.469	258,4	14:03'40.731
3	29.669	21.619	22.260	25.430	1'38.978	280,5	14:05'19.709
4	29.660	21.916	22.421	25.194	1'39.191	266,0	14:06'58.900
5	29.685	21.913	22.837	25.077	1'39.512	282,0	14:08'38.412
6	29.587	21.890	22.398	25.277	1'39.152	276,2	14:10'17.564
7	29.682	21.934	22.925	25.214	1'39.755	269,3	14:11'57.319

11/09/2022 P = Pits In/Out - C = Lap Time Cancelled

These data/results cannot be reproduced, stored and/or transmitted in whole or in part by any manner of electronic, mechanical, photocopying, recording, broadcasting or otherwise now known or herein after developed without the previous express consent by the copyright owner, except for reproduction in daily press and regular printed publications on sale to the public within 60 days of the event related to those data/results and always provided that copyright symbol appears together as follows below.

© DORNA WSBK ORGANIZATION Srl 2022

RET 50 E. LAVERTY (1'39.170)							
Lap	Seg.1	Seg.2	Seg.3	Seg.4	Lap Time	km/h	Local Time
1		22.282	22.522	26.131	1'41.456	257,1	14:01'58.686
2	29.507	22.878	25.075	28.555	1'46.015P	267,3	14:03'44.701
3	9'09.686	22.531	22.769	25.528	10'20.514P	264,1	14:14'05.215
4	29.715	21.733	22.424	25.298	1'39.170	286,5	14:15'44.385
5	29.671	21.688	22.473	25.403	1'39.235	291,1	14:17'23.620
6	29.536	21.967	22.549	25.483	1'39.535	284,2	14:19'03.155
7	29.680	21.713	22.537	25.404	1'39.334	290,3	14:20'42.489
8	29.552	21.774	22.548	25.460	1'39.334	288,8	14:22'21.823
9	29.620	21.838	22.490	25.505	1'39.453	288,8	14:24'01.276
10	29.683	21.805	22.628	25.464	1'39.580	287,2	14:25'40.856
11	29.651	21.835	22.526	28.010	1'42.022P	290,3	14:27'22.878

Race Time 35'17.784

RET 97 X. VIERGE (1'37.761)							
Lap	Seg.1	Seg.2	Seg.3	Seg.4	Lap Time	km/h	Local Time
1		22.525	22.314	25.370	1'40.922	247,1	14:01'58.152
2	29.160	21.769	22.255	25.133	1'38.317	276,2	14:03'36.469
3	29.098	21.853	22.228	26.308	1'39.487	279,1	14:05'15.956
4	29.301	21.720	22.235	24.954	1'38.210	280,5	14:06'54.166
5	29.276	21.763	22.226	25.063	1'38.328	279,8	14:08'32.494
6	29.172	21.537	22.291	25.016	1'38.016	285,0	14:10'10.510
7	29.171	21.703	22.205	24.979	1'38.058	282,0	14:11'48.568
8	29.314	21.542	22.202	25.042	1'38.100	281,3	14:13'26.668
9	29.180	21.601	22.080	24.900	1'37.761	279,8	14:15'04.429

Race Time 27'05.648

RET 60 M. VAN DER MARK (1'38.386)							
Lap	Seg.1	Seg.2	Seg.3	Seg.4	Lap Time	km/h	Local Time
1		22.749	22.389	25.230	1'40.611	266,7	14:01'57.841
2	29.118	21.938	22.165	25.165	1'38.386	273,4	14:03'36.227

Race Time 3'18.997

RET 36 L. MERCADO (1'40.778)							
Lap	Seg.1	Seg.2	Seg.3	Seg.4	Lap Time	km/h	Local Time
1		22.665	22.867	25.710	1'42.922	239,5	14:02'00.152
2	29.572	21.966	23.330	25.910	1'40.778	268,0	14:03'40.930

Race Time 3'23.700

RET 19 A. BAUTISTA							
Lap	Seg.1	Seg.2	Seg.3	Seg.4	Lap Time	km/h	Local Time
1		21.493	22.183	24.917	1'37.512	285,7	14:01'54.742

Race Time 1'37.512