

## Pirelli French Round, 9-11 September 2022

### Results Free Practice 3rd Session

No.	Rider	Nat	Team	Bike	Class	Time	Gap	Rel.	Laps	Speed	
										Avg	Max
1	<b>1</b> T. RAZGATLIOGLU	TUR	Pata Yamaha with Brixx WorldSBK	Yamaha YZF R1		<b>1'36.626</b>			15	164,341	<b>293,5</b>
2	<b>45</b> S. REDDING	GBR	BMW Motorrad WorldSBK Team	BMW M1000RR		<b>1'37.197</b>	0.571	0.571	13	163,375	<b>295,1</b>
3	<b>76</b> L. BAZ	FRA	Bonovo Action BMW	BMW M1000RR	IND	<b>1'37.302</b>	0.676	0.105	14	163,199	<b>296,7</b>
4	<b>19</b> A. BAUTISTA	ESP	Aruba.it Racing - Ducati	Ducati Panigale V4R		<b>1'37.337</b>	0.711	0.035	15	163,140	<b>298,3</b>
5	<b>22</b> A. LOWES	GBR	Kawasaki Racing Team WorldSBK	Kawasaki ZX-10RR		<b>1'37.377</b>	0.751	0.040	14	163,073	<b>295,9</b>
6	<b>65</b> J. REA	GBR	Kawasaki Racing Team WorldSBK	Kawasaki ZX-10RR		<b>1'37.383</b>	0.757	0.006	11	163,063	<b>293,5</b>
7	<b>21</b> M. RINALDI	ITA	Aruba.it Racing - Ducati	Ducati Panigale V4R		<b>1'37.394</b>	0.768	0.011	14	163,045	<b>295,9</b>
8	<b>31</b> G. GERLOFF	USA	GYTR GRT Yamaha WorldSBK Team	Yamaha YZF R1	IND	<b>1'37.454</b>	0.828	0.060	13	162,945	<b>295,9</b>
9	<b>55</b> A. LOCATELLI	ITA	Pata Yamaha with Brixx WorldSBK	Yamaha YZF R1		<b>1'37.779</b>	1.153	0.325	13	162,403	<b>291,1</b>
10	<b>5</b> P. OETTL	GER	Team GoEleven	Ducati Panigale V4R	IND	<b>1'37.814</b>	1.188	0.035	15	162,345	<b>296,7</b>
11	<b>7</b> I. LECUONA	ESP	Team HRC	Honda CBR1000 RR-R		<b>1'37.815</b>	1.189	0.001	13	162,343	<b>298,3</b>
12	<b>44</b> L. MAHIAS	FRA	Kawasaki Puccetti Racing	Kawasaki ZX-10RR	IND	<b>1'37.931</b>	1.305	0.116	13	162,151	<b>285,7</b>
13	<b>47</b> A. BASSANI	ITA	Motocorsa Racing	Ducati Panigale V4R	IND	<b>1'38.018</b>	1.392	0.087	14	162,007	<b>295,9</b>
14	<b>60</b> M. VAN DER MARK	NED	BMW Motorrad WorldSBK Team	BMW M1000RR		<b>1'38.192</b>	1.566	0.174	15	161,720	<b>297,5</b>
15	<b>2</b> R. TAMBURINI	ITA	Yamaha Motoxrcing WorldSBK Team	Yamaha YZF R1	IND	<b>1'38.200</b>	1.574	0.008	13	161,707	<b>280,5</b>
16	<b>3</b> K. NOZANE	JPN	GYTR GRT Yamaha WorldSBK Team	Yamaha YZF R1	IND	<b>1'38.398</b>	1.772	0.198	14	161,381	<b>288,8</b>
17	<b>97</b> X. VIERGE	ESP	Team HRC	Honda CBR1000 RR-R		<b>1'38.542</b>	1.916	0.144	15	161,146	<b>295,1</b>
18	<b>50</b> E. LAVERTY	IRL	Bonovo Action BMW	BMW M1000RR	IND	<b>1'39.015</b>	2.389	0.473	14	160,376	<b>297,5</b>
19	<b>29</b> L. BERNARDI	SMR	BARNI Spark Racing Team	Ducati Panigale V4R	IND	<b>1'39.125</b>	2.499	0.110	14	160,198	<b>288,0</b>
20	<b>23</b> C. PONSSON	FRA	Gil Motor Sport-Yamaha	Yamaha YZF R1	IND	<b>1'39.338</b>	2.712	0.213	14	159,854	<b>285,0</b>
21	<b>36</b> L. MERCADO	ARG	MIE Racing Honda Team	Honda CBR1000 RR-R	IND	<b>1'39.416</b>	2.790	0.078	13	159,729	<b>291,9</b>
22	<b>99</b> O. GUTIERREZ	ESP	TPR Team Pedercini Racing	Kawasaki ZX-10RR	IND	<b>1'39.768</b>	3.142	0.352	14	159,165	<b>287,2</b>
23	<b>35</b> H. SYAHRIN	MAS	MIE Racing Honda Team	Honda CBR1000 RR-R	IND	<b>1'39.843</b>	3.217	0.075	10	159,046	<b>293,5</b>
24	<b>52</b> O. KONIG	CZE	Orelac Racing Verdatura	Kawasaki ZX-10RR	IND	<b>1'39.952</b>	3.326	0.109	14	158,872	<b>288,0</b>

Qualifying Lap Time (105% of 1'36.626): **1'41.458**

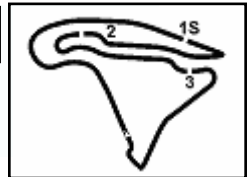
AIR	Humidity:	80%	Temp:	16°C
TRACK	Condition:	Dry	Temp:	18°C

Records	Pole	(SP)	2021 J.Rea	1'35.683	165,960	Km/h
	Race	(SPRC)	2021 J.Rea	1'36.374	164,770	Km/h
	All Times	(SP)	2021 J.Rea	1'35.683	165,960	Km/h

Start 09:00 End 09:35 The results are provisional until the end of the time limit for protests and appeals and the completion of the technical checks.

These data/results cannot be reproduced, stored and/or transmitted in whole or in part by any manner of electronic, mechanical, photocopying, recording, broadcasting or otherwise now known or herein after developed without the previous express consent by the copyright owner, except for reproduction in daily press and regular printed publications on sale to the public within 60 days of the event related to those data/results and always provided that copyright symbol appears together as follows below.

© DORNA WSBK ORGANIZATION Srl 2022



## Pirelli French Round, 9–11 September 2022

### Results Free Practice 3rd Session

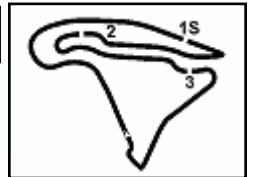
#### Session Highlights

Local Time	No. Rider	Description
09.00.00		Start
09.00.17		WorldSBK Pit Intervention Time: 45secs
09.03.37	<b>1</b> T. RAZGATLIOGLU	Check Racelink GPS
09.03.57	<b>5</b> P. OETTL	Check Racelink RF Antenna
09.04.17	<b>60</b> M. VAN DER MARK	Current Lap Cancelled - Exceeded Track Limits - Turn 6
09.04.22	<b>99</b> O. GUTIERREZ	Current Lap Cancelled - Exceeded Track Limits - Turn 6
09.04.34	<b>21</b> M. RINALDI	Check Racelink GPS
09.07.58	<b>76</b> L. BAZ	Current Lap Cancelled - Exceeded Track Limits - Turn 11
09.09.34	<b>44</b> L. MAHIAS	Current Lap Cancelled - Exceeded Track Limits - Turn 6
09.11.00	<b>60</b> M. VAN DER MARK	Current Lap Cancelled - Exceeded Track Limits - Turn 6
09.13.21	<b>23</b> C. PONSSON	Current Lap Cancelled - Exceeded Track Limits - Turn 11
09.18.58	<b>97</b> X. VIERGE	Current Lap Cancelled - Exceeded Track Limits - Turn 11
09.20.17	<b>60</b> M. VAN DER MARK	Current Lap Cancelled - Exceeded Track Limits - Turn 6
09.20.48	<b>21</b> M. RINALDI	Current Lap Cancelled - Exceeded Track Limits - Turn 11
09.21.48	<b>23</b> C. PONSSON	Current Lap Cancelled - Exceeded Track Limits - Turn 11
09.22.36	<b>76</b> L. BAZ	Lap Cancelled [1'37.699] - Exceeded Track Limits - Turn 17
09.22.37	<b>29</b> L. BERNARDI	Current Lap Cancelled - Exceeded Track Limits - Turn 11
09.22.52	<b>76</b> L. BAZ	Current Lap Cancelled - Exceeded Track Limits - Turn 11
09.23.18	<b>1</b> T. RAZGATLIOGLU	Lap Cancelled [1'41.395] - Exceeded Track Limits - Turn 2
09.23.42	<b>52</b> O. KONIG	Current Lap Cancelled - Exceeded Track Limits - Turn 6
09.23.57	<b>29</b> L. BERNARDI	Current Lap Cancelled - Exceeded Track Limits - Turn 6
09.24.34	<b>35</b> H. SYAHRIN	Crashed - Turn 1
09.27.24	<b>21</b> M. RINALDI	Lap Cancelled [1'45.643] - Exceeded Track Limits - Turn 2
09.27.38	<b>44</b> L. MAHIAS	Lap Cancelled [1'37.722] - Exceeded Track Limits - Turn 17
09.27.43	<b>35</b> H. SYAHRIN	Medical Centre
09.27.51	<b>5</b> P. OETTL	Current Lap Cancelled - Exceeded Track Limits - Turn 11
09.28.19	<b>97</b> X. VIERGE	Lap Cancelled [1'41.415] - Yellow Flag - Turn 2
09.28.31	<b>60</b> M. VAN DER MARK	Lap Cancelled [1'38.530] - Yellow Flag - Turn 2
09.28.44	<b>52</b> O. KONIG	Lap Cancelled [1'45.143] - Yellow Flag - Turn 2
09.28.49	<b>3</b> K. NOZANE	Lap Cancelled [1'39.713] - Yellow Flag - Turn 2
09.29.13	<b>47</b> A. BASSANI	Current Lap Cancelled - Exceeded Track Limits - Turn 11
09.29.59	<b>36</b> L. MERCADO	Lap Cancelled [1'45.013] - Yellow Flag - Turn 2
09.30.04	<b>47</b> A. BASSANI	Lap Cancelled [1'38.708] - Yellow Flag - Turn 2
09.30.19	<b>29</b> L. BERNARDI	Lap Cancelled [1'39.784] - Yellow Flag - Turn 2
09.30.24	<b>50</b> E. LAVERTY	Lap Cancelled [3'49.453] - Yellow Flag - Turn 2
09.30.35	<b>65</b> J. REA	Crashed - Turn 7
09.30.59	<b>76</b> L. BAZ	Lap Cancelled [1'40.204] - Yellow Flag - Turn 2
09.30.59	<b>36</b> L. MERCADO	Current Lap Cancelled - Exceeded Track Limits - Turn 11
09.31.04	<b>5</b> P. OETTL	Lap Cancelled [1'42.833] - Yellow Flag - Turn 2
09.31.06	<b>76</b> L. BAZ	Current Lap Cancelled - Exceeded Track Limits - Turn 11
09.31.09	<b>44</b> L. MAHIAS	Lap Cancelled [1'41.924] - Yellow Flag - Turn 2
09.31.14	<b>22</b> A. LOWES	Lap Cancelled [1'37.346] - Yellow Flag - Turn 2
09.31.19	<b>45</b> S. REDDING	Lap Cancelled [1'40.022] - Yellow Flag - Turn 2
09.31.29	<b>2</b> R. TAMBURINI	Lap Cancelled [1'39.242] - Yellow Flag - Turn 2
09.31.34	<b>31</b> G. GERLOFF	Lap Cancelled [1'43.814] - Yellow Flag - Turn 2
09.31.44	<b>19</b> A. BAUTISTA	Lap Cancelled [5'33.696] - Yellow Flag - Turn 2
09.31.49	<b>23</b> C. PONSSON	Lap Cancelled [1'47.406] - Yellow Flag - Turn 2
09.31.54	<b>7</b> I. LECUONA	Lap Cancelled [1'39.574] - Yellow Flag - Turn 2
09.31.59	<b>99</b> O. GUTIERREZ	Lap Cancelled [1'43.067] - Yellow Flag - Turn 2
09.32.04	<b>55</b> A. LOCATELLI	Lap Cancelled [1'38.903] - Yellow Flag - Turn 2
09.32.09	<b>21</b> M. RINALDI	Lap Cancelled [2'42.783] - Yellow Flag - Turn 2
09.32.14	<b>1</b> T. RAZGATLIOGLU	Lap Cancelled [1'36.944] - Yellow Flag - Turn 2
09.32.19	<b>60</b> M. VAN DER MARK	Lap Cancelled [1'52.024] - Yellow Flag - Turn 2
09.32.24	<b>97</b> X. VIERGE	Lap Cancelled [1'51.171] - Yellow Flag - Turn 2
09.32.29	<b>3</b> K. NOZANE	Lap Cancelled [1'39.507] - Yellow Flag - Turn 2
09.32.34	<b>52</b> O. KONIG	Lap Cancelled [1'40.855] - Yellow Flag - Turn 2

10/09/2022 Start 09:00 End 09:35 The results are provisional until the end of the time limit for protests and appeals and the completion of the technical checks.

These data/results cannot be reproduced, stored and/or transmitted in whole or in part by any manner of electronic, mechanical, photocopying, recording, broadcasting or otherwise now known or herein after developed without the previous express consent by the copyright owner, except for reproduction in daily press and regular printed publications on sale to the public within 60 days of the event related to those data/results and always provided that copyright symbol appears together as follows below.

© DORNA WSBK ORGANIZATION Srl 2022



## Pirelli French Round, 9-11 September 2022

### Results Free Practice 3rd Session

09.32.53	<b>1 T. RAZGATLIOGLU</b>	Lap Cancelled [1'37.074] - Exceeded Track Limits - Turn 17
09.35.11	<b>5 P. OETTL</b>	Lap Cancelled [1'41.854] - Yellow Flag - Turn 7
09.35.20	<b>22 A. LOWES</b>	Lap Cancelled [1'48.434] - Yellow Flag - Turn 7
09.35.52		End Of Session

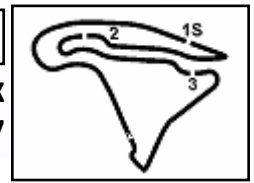
### Fastest Laps Sequence

No.	Rider	Nat	Team	Bike	Local Time	Time	Gap	Avg
76	L. BAZ	FRA	Bonovo Action BMW	BMW M1000RR	09:03'27.558	<b>1'39.954</b>		158,869
60	M. VAN DER MARK	NED	BMW Motorrad WorldSBK Team	BMW M1000RR	09:03'27.995	<b>1'39.954</b>		158,869
19	A. BAUTISTA	ESP	Aruba.it Racing - Ducati	Ducati Panigale V4R	09:03'35.541	<b>1'39.404</b>	-0.550	159,748
22	A. LOWES	GBR	Kawasaki Racing Team WorldSBK	Kawasaki ZX-10RR	09:03'43.524	<b>1'39.319</b>	-0.085	159,885
44	L. MAHIAS	FRA	Kawasaki Puccetti Racing	Kawasaki ZX-10RR	09:03'48.539	<b>1'39.225</b>	-0.094	160,036
65	J. REA	GBR	Kawasaki Racing Team WorldSBK	Kawasaki ZX-10RR	09:04'02.427	<b>1'38.896</b>	-0.329	160,569
1	T. RAZGATLIOGLU	TUR	Pata Yamaha with Brixx WorldSBK	Yamaha YZF R1	09:05'06.829	<b>1'38.378</b>	-0.518	161,414
22	A. LOWES	GBR	Kawasaki Racing Team WorldSBK	Kawasaki ZX-10RR	09:05'21.476	<b>1'37.952</b>	-0.426	162,116
31	G. GERLOFF	USA	GYTR GRT Yamaha WorldSBK Team	Yamaha YZF R1	09:08'24.071	<b>1'37.884</b>	-0.068	162,229
65	J. REA	GBR	Kawasaki Racing Team WorldSBK	Kawasaki ZX-10RR	09:08'57.180	<b>1'37.858</b>	-0.026	162,272
22	A. LOWES	GBR	Kawasaki Racing Team WorldSBK	Kawasaki ZX-10RR	09:10'15.641	<b>1'37.797</b>	-0.061	162,373
31	G. GERLOFF	USA	GYTR GRT Yamaha WorldSBK Team	Yamaha YZF R1	09:11'49.298	<b>1'37.602</b>	-0.195	162,697
1	T. RAZGATLIOGLU	TUR	Pata Yamaha with Brixx WorldSBK	Yamaha YZF R1	09:14'32.862	<b>1'37.175</b>	-0.427	163,412
1	T. RAZGATLIOGLU	TUR	Pata Yamaha with Brixx WorldSBK	Yamaha YZF R1	09:17'46.938	<b>1'36.786</b>	-0.389	164,069
1	T. RAZGATLIOGLU	TUR	Pata Yamaha with Brixx WorldSBK	Yamaha YZF R1	09:21'04.959	<b>1'36.626</b>	-0.160	164,341

10/09/2022 Start 09:00 End 09:35 The results are provisional until the end of the time limit for protests and appeals and the completion of the technical checks.

These data/results cannot be reproduced, stored and/or transmitted in whole or in part by any manner of electronic, mechanical, photocopying, recording, broadcasting or otherwise now known or herein after developed without the previous express consent by the copyright owner, except for reproduction in daily press and regular printed publications on sale to the public within 60 days of the event related to those data/results and always provided that copyright symbol appears together as follows below.

© DORNA WSBK ORGANIZATION Srl 2022


**Pirelli French Round, 9-11 September 2022**  
**Free Practices Combined Results**

No.	Rider	Nat	Team	Bike	Class	FP1	FP2	FP3	Time	Gap	Rel.	Avg	LL
1	<b>1 T. RAZGATLIOGLU</b>	TUR	Pata Yamaha with Brixx WorldSBK	Yamaha YZF R1		1'39.433	1'52.538	<b>1'36.626</b>	<b>1'36.626</b>			164,341	38
2	<b>45 S. REDDING</b>	GBR	BMW Motorrad WorldSBK Team	BMW M1000RR		1'41.432	1'52.206	<b>1'37.197</b>	<b>1'37.197</b>	0.571	0.571	163,375	39
3	<b>76 L. BAZ</b>	FRA	Bonovo Action BMW	BMW M1000RR	IND		1'52.893	<b>1'37.302</b>	<b>1'37.302</b>	0.676	0.105	163,199	28
4	<b>19 A. BAUTISTA</b>	ESP	Aruba.it Racing - Ducati	Ducati Panigale V4R		1'40.106	1'51.118	<b>1'37.337</b>	<b>1'37.337</b>	0.711	0.035	163,140	40
5	<b>22 A. LOWES</b>	GBR	Kawasaki Racing Team WorldSBK	Kawasaki ZX-10RR		1'39.107	1'51.018	<b>1'37.377</b>	<b>1'37.377</b>	0.751	0.040	163,073	30
6	<b>65 J. REA</b>	GBR	Kawasaki Racing Team WorldSBK	Kawasaki ZX-10RR		1'50.854	1'49.379	<b>1'37.383</b>	<b>1'37.383</b>	0.757	0.006	163,063	30
7	<b>21 M. RINALDI</b>	ITA	Aruba.it Racing - Ducati	Ducati Panigale V4R		1'39.377	1'51.393	<b>1'37.394</b>	<b>1'37.394</b>	0.768	0.011	163,045	44
8	<b>31 G. GERLOFF</b>	USA	GYTR GRT Yamaha WorldSBK Team	Yamaha YZF R1	IND		1'51.755	<b>1'37.454</b>	<b>1'37.454</b>	0.828	0.060	162,945	23
9	<b>55 A. LOCATELLI</b>	ITA	Pata Yamaha with Brixx WorldSBK	Yamaha YZF R1		1'40.425	1'52.552	<b>1'37.779</b>	<b>1'37.779</b>	1.153	0.325	162,403	35
10	<b>5 P. OETTL</b>	GER	Team GoEleven	Ducati Panigale V4R	IND	1'41.220	1'53.525	<b>1'37.814</b>	<b>1'37.814</b>	1.188	0.035	162,345	39
11	<b>7 I. LECUONA</b>	ESP	Team HRC	Honda CBR1000 RR-R		1'42.605	1'52.789	<b>1'37.815</b>	<b>1'37.815</b>	1.189	0.001	162,343	40
12	<b>44 L. MAHIAS</b>	FRA	Kawasaki Puccetti Racing	Kawasaki ZX-10RR	IND	1'55.974	1'52.587	<b>1'37.931</b>	<b>1'37.931</b>	1.305	0.116	162,151	32
13	<b>47 A. BASSANI</b>	ITA	Motocorsa Racing	Ducati Panigale V4R	IND	1'40.745	1'50.407	<b>1'38.018</b>	<b>1'38.018</b>	1.392	0.087	162,007	37
14	<b>60 M. VAN DER MARK</b>	NED	BMW Motorrad WorldSBK Team	BMW M1000RR		1'43.305	1'52.487	<b>1'38.192</b>	<b>1'38.192</b>	1.566	0.174	161,720	36
15	<b>2 R. TAMBURINI</b>	ITA	Yamaha Motox Racing WorldSBK Team	Yamaha YZF R1	IND	1'48.658	1'55.404	<b>1'38.200</b>	<b>1'38.200</b>	1.574	0.008	161,707	42
16	<b>3 K. NOZANE</b>	JPN	GYTR GRT Yamaha WorldSBK Team	Yamaha YZF R1	IND	1'42.930	1'52.423	<b>1'38.398</b>	<b>1'38.398</b>	1.772	0.198	161,381	39
17	<b>97 X. VIERGE</b>	ESP	Team HRC	Honda CBR1000 RR-R		1'41.254	1'53.100	<b>1'38.542</b>	<b>1'38.542</b>	1.916	0.144	161,146	42
18	<b>50 E. LAVERTY</b>	IRL	Bonovo Action BMW	BMW M1000RR	IND		1'55.025	<b>1'39.015</b>	<b>1'39.015</b>	2.389	0.473	160,376	22
19	<b>29 L. BERNARDI</b>	SMR	BARNI Spark Racing Team	Ducati Panigale V4R	IND	1'42.056	1'58.731	<b>1'39.125</b>	<b>1'39.125</b>	2.499	0.110	160,198	35
20	<b>23 C. PONSSON</b>	FRA	Gil Motor Sport-Yamaha	Yamaha YZF R1	IND	1'47.216	1'54.841	<b>1'39.338</b>	<b>1'39.338</b>	2.712	0.213	159,854	32
21	<b>36 L. MERCADO</b>	ARG	MIE Racing Honda Team	Honda CBR1000 RR-R	IND	1'44.687	1'53.070	<b>1'39.416</b>	<b>1'39.416</b>	2.790	0.078	159,729	38
22	<b>99 D. GUTIERREZ</b>	ESP	TPR Team Pedercini Racing	Kawasaki ZX-10RR	IND	1'44.107	1'53.761	<b>1'39.768</b>	<b>1'39.768</b>	3.142	0.352	159,165	39
23	<b>35 H. SYAHRIN</b>	MAS	MIE Racing Honda Team	Honda CBR1000 RR-R	IND	1'56.204	1'53.152	<b>1'39.843</b>	<b>1'39.843</b>	3.217	0.075	159,046	36
24	<b>52 D. KONIG</b>	CZE	Orelac Racing Verdnatura	Kawasaki ZX-10RR	IND	1'45.761	1'55.865	<b>1'39.952</b>	<b>1'39.952</b>	3.326	0.109	158,872	46

10/09/2022

These data/results cannot be reproduced, stored and/or transmitted in whole or in part by any manner of electronic, mechanical, photocopying, recording, broadcasting or otherwise now known or herein after developed without the previous express consent by the copyright owner, except for reproduction in daily press and regular printed publications on sale to the public within 60 days of the event related to those data/results and always provided that copyright symbol appears together as follows below.

© DORNA WSBK ORGANIZATION Srl 2022

## Pirelli French Round, 9-11 September 2022

### Best Sectors & Speed Free Practice 3rd Session

BEST LAP			
1	1	T. RAZGATLIOGLU	Yamaha YZF R1 1'36.626
2	45	S. REDDING	BMW M1000RR 1'37.197
3	76	L. BAZ	BMW M1000RR 1'37.302
4	19	A. BAUTISTA	Ducati Panigale V4R 1'37.337
5	22	A. LOWES	Kawasaki ZX-10RR 1'37.377
6	65	J. REA	Kawasaki ZX-10RR 1'37.383
7	21	M. RINALDI	Ducati Panigale V4R 1'37.394
8	31	G. GERLOFF	Yamaha YZF R1 1'37.454
9	55	A. LOCATELLI	Yamaha YZF R1 1'37.779
10	5	P. OETTL	Ducati Panigale V4R 1'37.814
11	7	I. LECUONA	Honda CBR1000 RR-R 1'37.815
12	44	L. MAHIAS	Kawasaki ZX-10RR 1'37.931
13	47	A. BASSANI	Ducati Panigale V4R 1'38.018
14	60	M. VAN DER MARK	BMW M1000RR 1'38.192
15	2	R. TAMBURINI	Yamaha YZF R1 1'38.200
16	3	K. NOZANE	Yamaha YZF R1 1'38.398
17	97	X. VIERGE	Honda CBR1000 RR-R 1'38.542
18	50	E. LAVERTY	BMW M1000RR 1'39.015
19	29	L. BERNARDI	Ducati Panigale V4R 1'39.125
20	23	C. PONSSON	Yamaha YZF R1 1'39.338
21	36	L. MERCADO	Honda CBR1000 RR-R 1'39.416
22	99	O. GUTIERREZ	Kawasaki ZX-10RR 1'39.768
23	35	H. SYHRIN	Honda CBR1000 RR-R 1'39.843
24	52	O. KONIG	Kawasaki ZX-10RR 1'39.952

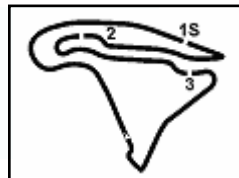
SPEED			
1	7	I. LECUONA	Honda CBR1000 RR-R 298,3
2	19	A. BAUTISTA	Ducati Panigale V4R 298,3
3	50	E. LAVERTY	BMW M1000RR 297,5
4	60	M. VAN DER MARK	BMW M1000RR 297,5
5	5	P. OETTL	Ducati Panigale V4R 296,7
6	76	L. BAZ	BMW M1000RR 296,7
7	31	G. GERLOFF	Yamaha YZF R1 295,9
8	21	M. RINALDI	Ducati Panigale V4R 295,9
9	47	A. BASSANI	Ducati Panigale V4R 295,9
10	22	A. LOWES	Kawasaki ZX-10RR 295,9
11	97	X. VIERGE	Honda CBR1000 RR-R 295,1
12	45	S. REDDING	BMW M1000RR 295,1
13	35	H. SYHRIN	Honda CBR1000 RR-R 293,5
14	1	T. RAZGATLIOGLU	Yamaha YZF R1 293,5
15	65	J. REA	Kawasaki ZX-10RR 293,5
16	36	L. MERCADO	Honda CBR1000 RR-R 291,9
17	55	A. LOCATELLI	Yamaha YZF R1 291,1
18	3	K. NOZANE	Yamaha YZF R1 288,8
19	52	O. KONIG	Kawasaki ZX-10RR 288,0
20	29	L. BERNARDI	Ducati Panigale V4R 288,0
21	99	O. GUTIERREZ	Kawasaki ZX-10RR 287,2
22	44	L. MAHIAS	Kawasaki ZX-10RR 285,7
23	23	C. PONSSON	Yamaha YZF R1 285,0
24	2	R. TAMBURINI	Yamaha YZF R1 280,5

SEG. 1		SEG. 2		SEG. 3		SEG. 4		
1	19 A. BAUTISTA	28.974	1	1 T. RAZGATLIOGLU	20.955	1	1 T. RAZGATLIOGLU	24.541
2	22 A. LOWES	28.977	2	31 G. GERLOFF	21.286	2	22 A. LOWES	24.610
3	1 T. RAZGATLIOGLU	29.030	3	45 S. REDDING	21.290	3	45 S. REDDING	24.616
4	7 I. LECUONA	29.032	4	21 M. RINALDI	21.312	4	45 S. REDDING	24.759
5	21 M. RINALDI	29.045	5	19 A. BAUTISTA	21.320	5	19 A. BAUTISTA	24.806
6	55 A. LOCATELLI	29.134	6	44 L. MAHIAS	21.321	6	21 M. RINALDI	24.809
7	5 P. OETTL	29.136	7	22 A. LOWES	21.336	7	76 L. BAZ	24.817
8	60 M. VAN DER MARK	29.186	8	65 J. REA	21.355	8	65 J. REA	24.894
9	76 L. BAZ	29.200	9	76 L. BAZ	21.357	9	31 G. GERLOFF	24.897
10	97 X. VIERGE	29.212	10	55 A. LOCATELLI	21.357	10	55 A. LOCATELLI	24.940
11	65 J. REA	29.222	11	5 P. OETTL	21.412	11	7 I. LECUONA	24.952
12	31 G. GERLOFF	29.239	12	2 R. TAMBURINI	21.417	12	5 P. OETTL	24.955
13	47 A. BASSANI	29.268	13	7 I. LECUONA	21.420	13	60 M. VAN DER MARK	24.962
14	44 L. MAHIAS	29.289	14	3 K. NOZANE	21.446	14	47 A. BASSANI	24.987
15	45 S. REDDING	29.343	15	47 A. BASSANI	21.452	15	29 L. BERNARDI	24.992
16	2 R. TAMBURINI	29.418	16	60 M. VAN DER MARK	21.462	16	97 X. VIERGE	25.132
17	23 C. PONSSON	29.581	17	50 E. LAVERTY	21.544	17	2 R. TAMBURINI	25.207
18	29 L. BERNARDI	29.617	18	97 X. VIERGE	21.574	18	50 E. LAVERTY	25.254
19	3 K. NOZANE	29.624	19	36 L. MERCADO	21.609	19	3 K. NOZANE	25.277
20	50 E. LAVERTY	29.636	20	99 O. GUTIERREZ	21.801	20	36 L. MERCADO	25.308
21	99 O. GUTIERREZ	29.771	21	29 L. BERNARDI	21.801	21	50 E. LAVERTY	25.325
22	35 H. SYHRIN	29.823	22	35 H. SYHRIN	21.822	22	29 L. BERNARDI	25.392
23	36 L. MERCADO	29.880	23	52 O. KONIG	21.888	23	99 O. GUTIERREZ	25.396
24	52 O. KONIG	29.933	24	23 C. PONSSON	21.896	24	52 O. KONIG	25.464

10/09/2022

These data/results cannot be reproduced, stored and/or transmitted in whole or in part by any manner of electronic, mechanical, photocopying, recording, broadcasting or otherwise now known or herein after developed without the previous express consent by the copyright owner, except for reproduction in daily press and regular printed publications on sale to the public within 60 days of the event related to those data/results and always provided that copyright symbol appears together as follows below.

© DORNA WSBK ORGANIZATION Srl 2022



Magny-Cours 4.411 m

## Pirelli French Round, 9–11 September 2022

### Ideal Times Free Practice 3rd Session

No.	Rider	Nat	Bike	Seg. 1	Seg. 2	Seg. 3	Seg. 4	Ideal Time		
				Diff. 1	Diff. 2	Diff. 3	Diff. 4	Best Lap	Pos.	Diff.
1	<b>1 T. RAZGATLIOGLU</b>	TUR	Yamaha YZF R1	29.030 +0.120	<b>20.955</b>	<b>21.883</b> +0.085	<b>24.541</b> +0.012	<b>1'36.409</b> 1'36.626	1	0.217
2	<b>22 A. LOWES</b>	GBR	Kawasaki ZX-10RR	28.977 +0.222	21.336 +0.064	21.909 +0.110	24.759	<b>1'36.981</b> 1'37.377	5	0.396
3	<b>76 L. BAZ</b>	FRA	BMW M1000RR	29.200	21.357 +0.111	21.995 +0.029	24.610	<b>1'37.162</b> 1'37.302	3	0.140
4	<b>19 A. BAUTISTA</b>	ESP	Ducati Panigale V4R	<b>28.974</b> +0.076	21.320	21.977	24.897 +0.093	<b>1'37.168</b> 1'37.337	4	0.169
5	<b>45 S. REDDING</b>	GBR	BMW M1000RR	29.343	21.290	21.948	24.616	<b>1'37.197</b> 1'37.197	2	
6	<b>21 M. RINALDI</b>	ITA	Ducati Panigale V4R	29.045	21.312 +0.094	21.991	24.952	<b>1'37.300</b> 1'37.394	7	0.094
7	<b>31 G. GERLOFF</b>	USA	Yamaha YZF R1	29.239	21.286 +0.104	22.016	24.809	<b>1'37.350</b> 1'37.454	8	0.104
8	<b>65 J. REA</b>	GBR	Kawasaki ZX-10RR	29.222	21.355	22.000	24.806	<b>1'37.383</b> 1'37.383	6	
9	<b>44 L. MAHIAS</b>	FRA	Kawasaki ZX-10RR	29.289 +0.036	21.321 +0.145	21.945 +0.146	24.955 +0.094	<b>1'37.510</b> 1'37.931	12	0.421
10	<b>55 A. LOCATELLI</b>	ITA	Yamaha YZF R1	29.134 +0.168	21.357	22.112	24.992 +0.016	<b>1'37.595</b> 1'37.779	9	0.184
11	<b>7 I. LECUONA</b>	ESP	Honda CBR1000 RR-R	29.032 +0.166	21.420	22.210	24.987	<b>1'37.649</b> 1'37.815	11	0.166
12	<b>5 P. OETTL</b>	GER	Ducati Panigale V4R	29.136 +0.015	21.412 +0.054	22.233	24.894 +0.070	<b>1'37.675</b> 1'37.814	10	0.139
13	<b>47 A. BASSANI</b>	ITA	Ducati Panigale V4R	29.268 +0.091	21.452	22.267	24.940	<b>1'37.927</b> 1'38.018	13	0.091
14	<b>60 M. VAN DER MARK</b>	NED	BMW M1000RR	29.186 +0.128	21.462	22.266 +0.018	25.132	<b>1'38.046</b> 1'38.192	14	0.146
15	<b>2 R. TAMBURINI</b>	ITA	Yamaha YZF R1	29.418	21.417	22.403	24.962	<b>1'38.200</b> 1'38.200	15	
16	<b>97 X. VIERGE</b>	ESP	Honda CBR1000 RR-R	29.212 +0.084	21.574 +0.024	22.391 +0.030	25.207 +0.020	<b>1'38.384</b> 1'38.542	17	0.158
17	<b>3 K. NOZANE</b>	JPN	Yamaha YZF R1	29.624	21.446	22.510 +0.001	24.817	<b>1'38.397</b> 1'38.398	16	0.001
18	<b>50 E. LAVERTY</b>	IRL	BMW M1000RR	29.636	21.544 +0.017	22.489	25.325 +0.004	<b>1'38.994</b> 1'39.015	18	0.021
19	<b>29 L. BERNARDI</b>	SMR	Ducati Panigale V4R	29.617	21.801	22.315	25.392	<b>1'39.125</b> 1'39.125	19	
20	<b>23 C. PONSSON</b>	FRA	Yamaha YZF R1	29.581	21.896 +0.042	22.565	25.254	<b>1'39.296</b> 1'39.338	20	0.042
21	<b>36 L. MERCADO</b>	ARG	Honda CBR1000 RR-R	29.880 +0.094	21.609	22.549 +0.007	25.277	<b>1'39.315</b> 1'39.416	21	0.101
22	<b>99 D. GUTIERREZ</b>	ESP	Kawasaki ZX-10RR	29.771	21.801 +0.171	22.553	25.396 +0.076	<b>1'39.521</b> 1'39.768	22	0.247
23	<b>35 H. SYHRIN</b>	MAS	Honda CBR1000 RR-R	29.823 +0.104	21.822 +0.144	22.590	25.308 +0.052	<b>1'39.543</b> 1'39.843	23	0.300
24	<b>52 D. KONIG</b>	CZE	Kawasaki ZX-10RR	29.933	21.888	22.667	25.464	<b>1'39.952</b> 1'39.952	24	
<b>Overall Ideal Time</b>				28.974	20.955	21.883	24.541	<b>1'36.353</b>		

10/09/2022

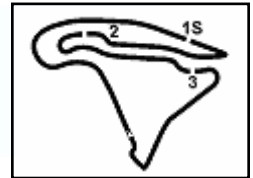
These data/results cannot be reproduced, stored and/or transmitted in whole or in part by any manner of electronic, mechanical, photocopying, recording, broadcasting or otherwise now known or herein after developed without the previous express consent by the copyright owner, except for reproduction in daily press and regular printed publications on sale to the public within 60 days of the event related to those data/results and always provided that copyright symbol appears together as follows below.

© DORNA WSBK ORGANIZATION Srl 2022

FIGR PERUGIA TIMING







**Pirelli French Round, 9-11 September 2022**  
**Chronological Analysis Free Practice 3rd Session**

1° 1 T. RAZGATLIOGLU [1'36.626]							
Lap	Seg1	Seg2	Seg3	Seg4	Lap Time	km/h	Local Time
1		23.578	23.594	25.679	241,1	9:01'47.197	
2	29.846	21.820	23.136	26.452	1'41.254	279,8	9:03'28.451
3	29.400	21.636	22.209	25.133	1'38.378	276,2	9:05'06.829
4	29.630	21.483	22.606	27.015	1'40.734P	280,5	9:06'47.563
5	4'58.304	22.080	22.562	25.178	6'08.124P	285,0	9:12'55.687
6	29.214	21.301	22.046	24.614	1'37.175	290,3	9:14'32.862
7	29.361	21.243	21.986	24.700	1'37.290	290,3	9:16'10.152
8	29.160	21.130	21.919	24.577	1'36.786	292,7	9:17'46.938
9	29.030	21.606	24.185	26.574	1'41.395C	289,5	9:19'28.333
10	29.150	20.955	21.968	24.553	1'36.626	293,5	9:21'04.959
11	29.082	21.044	21.993	24.541	1'36.660	292,7	9:22'41.619
12	29.117	21.130	21.900	24.550	1'36.697	291,9	9:24'18.316
13	30.351	21.646	22.724	25.173	1'39.894	283,5	9:25'58.210
14	29.323	21.209	21.883	24.529	1'36.944C	290,3	9:27'35.154
15	29.186	21.186	22.008	24.638	1'37.018	291,9	9:29'12.172
16	29.257	21.003	22.126	24.688	1'37.074C	293,5	9:30'49.246

7	29.176	21.539	22.095	25.284	1'38.094	293,5	9:11'47.051
8	29.072	21.482	22.119	25.204	1'37.877	291,9	9:13'24.928
9	29.114	21.571	22.477	25.101	1'38.263	292,7	9:15'03.191
10	29.169	21.671	22.186	25.121	1'38.147	298,3	9:16'41.338
11	29.221	21.582	22.097	25.062	1'37.962	288,0	9:18'19.300
12	28.983	21.506	22.186	24.961	1'37.636	294,3	9:19'56.936
13	29.031	22.670	22.761	28.886	1'43.348P	295,1	9:21'40.284
14	4'23.847	22.280	22.453	25.116	5'33.696CP	263,4	9:27'13.980
15	29.073	21.444	22.027	24.897	1'37.441	291,1	9:28'51.421
16	29.050	21.320	21.977	24.990	1'37.337	293,5	9:30'28.758

2° 45 S. REDDING [1'37.197]							
Lap	Seg1	Seg2	Seg3	Seg4	Lap Time	km/h	Local Time
1		24.854	24.507	28.393	235,8	9:02'03.089	
2	2'20.948	22.804	23.101	25.481	3'32.334P	264,7	9:05'35.423
3	29.761	22.111	22.425	24.820	1'39.117	290,3	9:07'14.540
4	29.520	21.644	22.240	24.793	1'38.197	291,1	9:08'52.737
5	29.519	21.635	22.123	24.707	1'37.984	295,1	9:10'30.721
6	29.467	21.631	22.020	24.838	1'37.956	295,1	9:12'08.677
7	29.374	21.429	22.267	25.143	1'38.213	292,7	9:13'46.890
8	30.052	22.917	22.887	28.344	1'44.200P	284,2	9:15'31.090
9	5'19.223	22.176	22.686	25.355	6'29.440P	274,1	9:22'00.530
10	29.719	21.556	22.218	24.821	1'38.314	291,9	9:23'38.844
11	29.397	21.347	22.256	24.949	1'37.949	293,5	9:25'16.793
12	29.674	21.511	22.435	26.402	1'40.022CP	292,7	9:26'56.815
13	1'13.478	22.007	22.968	25.152	2'23.605P	288,8	9:29'20.420
14	29.343	21.290	21.948	24.616	1'37.197	293,5	9:30'57.617

5° 22 A. LOWES [1'37.377]							
Lap	Seg1	Seg2	Seg3	Seg4	Lap Time	km/h	Local Time
1		23.254	23.286	25.973	278,4	9:02'04.205	
2	29.125	22.383	22.433	25.378	1'39.319	289,5	9:03'43.524
3	29.186	21.480	21.930	25.356	1'37.952	285,7	9:05'21.476
4	28.977	21.783	22.270	25.174	1'38.204	283,5	9:06'59.680
5	29.200	21.519	22.320	25.125	1'38.164	283,5	9:08'37.844
6	29.208	21.434	22.108	25.047	1'37.797	288,8	9:10'15.641
7	29.209	24.029	22.521	25.557	1'41.316	295,1	9:11'56.957
8	29.426	21.502	22.102	24.873	1'37.903	288,8	9:13'34.860
9	29.282	21.373	22.010	24.874	1'37.539	291,1	9:15'12.399
10	29.281	21.336	22.120	32.339	1'45.076P	292,7	9:16'57.475
11	5'27.467	22.804	22.561	25.567	6'38.399P	271,4	9:23'35.874
12	29.199	21.400	22.019	24.759	1'37.377	294,3	9:25'13.251
13	29.136	21.452	21.909	24.849	1'37.346C	294,3	9:26'50.597
14	29.124	21.356	22.149	24.853	1'37.482	291,9	9:28'28.079
15	29.265	31.768	22.409	24.992	1'48.434C	295,9	9:30'16.513

3° 76 L. BAZ [1'37.302]							
Lap	Seg1	Seg2	Seg3	Seg4	Lap Time	km/h	Local Time
1		23.784	23.925	25.875	215,1	9:01'47.604	
2	29.555	22.030	22.845	25.524	1'39.954	272,7	9:03'27.558
3	29.622	21.897	22.443	25.101	1'39.063	291,1	9:05'06.621
4	29.596	21.573	22.538	24.933	1'38.640	291,1	9:06'45.261
5	30.548	21.778	22.405	25.109	1'39.840C	283,5	9:08'25.101
6	29.565	21.532	22.335	25.055	1'38.487	292,7	9:10'03.588
7	30.958	22.549	23.383	28.578	1'45.468P	287,2	9:11'49.056
8	6'56.422	22.313	22.646	28.848	8'10.229P	278,4	9:19'59.285
9	29.311	21.357	22.084	24.947	1'37.699C	295,1	9:21'36.984
10	29.254	24.792	23.662	27.171	1'44.879C	294,3	9:23'21.863
11	29.400	21.414	21.995	24.701	1'37.510	296,7	9:24'59.373
12	30.133	22.201	22.789	25.081	1'40.204C	272,0	9:26'39.577
13	29.399	21.507	22.204	24.876	1'37.986	295,1	9:28'17.563
14	29.200	21.468	22.024	24.610	1'37.302	293,5	9:29'54.865
15	29.229	21.917	22.840	25.558	1'39.544C	293,5	9:31'34.409

6° 65 J. REA [1'37.383]							
Lap	Seg1	Seg2	Seg3	Seg4	Lap Time	km/h	Local Time
1		23.006	23.534	25.699	256,5	9:02'23.531	
2	29.531	21.465	22.305	25.595	1'38.896	291,1	9:04'02.427
3	29.379	21.854	22.246	25.200	1'38.679	293,5	9:05'41.106
4	29.508	21.491	22.213	25.004	1'38.216	290,3	9:07'19.322
5	29.387	21.387	22.178	24.906	1'37.858	291,1	9:08'57.180
6	30.221	22.354	22.942	27.861	1'43.378P	289,5	9:10'40.558
7	3'57.370	21.908	22.691	25.563	5'07.532P	278,4	9:15'48.090
8	29.349	21.486	22.047	25.052	1'37.934	289,5	9:17'26.024
9	29.317	21.421	22.047	24.813	1'37.598	291,1	9:19'03.622
10	29.266	21.814	23.013	27.920	1'42.013	289,5	9:20'45.635
11	29.222	21.355	22.000	24.806	1'37.383	288,8	9:22'23.018
12	29.244	25.574	24.710	27.754	1'47.282P	292,7	9:24'10.300

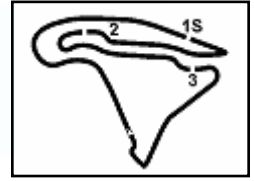
4° 19 A. BAUTISTA [1'37.337]							
Lap	Seg1	Seg2	Seg3	Seg4	Lap Time	km/h	Local Time
1		22.974	23.716	26.186	252,9	9:01'56.137	
2	29.781	21.707	22.431	25.485	1'39.404	285,0	9:03'35.541
3	29.330	21.709	22.466	25.380	1'38.885	288,0	9:05'14.426
4	29.227	21.664	22.263	24.974	1'38.128	283,5	9:06'52.554
5	28.974	21.604	22.353	25.026	1'37.957	283,5	9:08'30.511
6	29.308	21.635	22.276	25.227	1'38.446	292,7	9:10'08.957

7° 21 M. RINALDI [1'37.394]							
Lap	Seg1	Seg2	Seg3	Seg4	Lap Time	km/h	Local Time
1		22.929	23.625	25.633	267,3	9:02'29.486	
2	29.743	21.675	22.437	25.477	1'39.332	288,8	9:04'08.818
3	29.479	21.650	22.577	25.249	1'38.955	292,7	9:05'47.773
4	29.601	21.630	22.286	25.007	1'38.524	282,7	9:07'26.297
5	29.406	21.581	22.178	25.935	1'39.100	290,3	9:09'05.397
6	29.318	21.474	22.107	25.116	1'38.015	294,3	9:10'43.412
7	30.636	22.948	23.760	29.246	1'46.590P	254,7	9:12'30.002
8	4'19.749	22.695	22.636	25.589	5'30.669P	264,1	9:18'00.671
9	29.178	21.312	22.062	24.969	1'37.521	295,9	9:19'38.192
10	29.134	21.389	22.571	30.339	1'43.433C	294,3	9:21'21.625
11	29.045	21.406	21.991	24.952	1'37.394	293,5	9:22'59.019
12	29.109	24.926	23.313	28.295	1'45.643CP	287,2	9:24'44.662
13	1'31.775	23.073	22.475	25.460	2'42.783CP	271,4	9:27'27.445
14	29.338	21.633	22.563	25.553	1'39.087	290,3	9:29'06.532
15	29.208	21.502	22.053	25.068	1'37.831	291,9	9:30'44.363

10/09/2022 P = Pits In/Dut - C = Lap Time Cancelled

These data/results cannot be reproduced, stored and/or transmitted in whole or in part by any manner of electronic, mechanical, photocopying, recording, broadcasting or otherwise now known or herein after developed without the previous express consent by the copyright owner, except for reproduction in daily press and regular printed publications on sale to the public within 60 days of the event related to those data/results and always provided that copyright symbol appears together as follows below.

© DORNA WSBK ORGANIZATION Srl 2022



Magny-Cours 4.411 m

Pirelli French Round, 9-11 September 2022  
Chronological Analysis Free Practice 3rd Session

2 / 4

8° 31 G. GERLOFF [1'37.454]							
Lap	Seg1	Seg2	Seg3	Seg4	Lap Time	km/h	Local Time
1		23.313	23.054	25.691	247,7	9:01'49.306	
2	30.111	22.088	22.450	25.615	1'40.264	272,0	9:03'29.570
3	29.452	21.628	22.422	25.088	1'38.590	289,5	9:05'08.160
4	29.266	21.497	22.222	25.042	1'38.027	282,7	9:06'46.187
5	29.282	21.364	22.124	25.114	1'37.884	291,1	9:08'24.071
6	33.937	26.363	22.217	25.108	1'47.625	266,7	9:10'11.696
7	29.317	21.341	<b>22.016</b>	24.928	1'37.602	280,5	9:11'49.298
8	29.291	21.393	22.167	24.878	1'37.729	292,7	9:13'27.027
9	29.333	22.912	23.577	27.655	1'43.477P	<b>295,9</b>	9:15'10.504
10	7'27.555	21.874	22.898	25.559	8'37.886P	285,0	9:23'48.390
11	<b>29.239</b>	21.390	<b>22.016</b>	<b>24.809</b>	<b>1'37.454</b>	291,9	9:25'25.844
12	30.420	25.372	22.714	25.308	1'43.814C	290,3	9:27'09.658
13	29.337	21.529	22.060	24.939	1'37.865	290,3	9:28'47.523
14	29.387	<b>21.286</b>	22.052	25.285	1'38.010	292,7	9:30'25.530

9	29.203	21.751	22.211	25.090	1'38.255	<b>298,3</b>	9:22'20.040
10	29.198	<b>21.420</b>	<b>22.210</b>	<b>24.987</b>	<b>1'37.815</b>	296,7	9:23'57.855
11	<b>29.032</b>	21.877	22.507	27.575	1'40.991	287,2	9:25'38.846
12	29.819	21.677	22.514	25.564	1'39.574C	294,3	9:27'18.420
13	29.443	21.954	24.343	33.892	1'49.632	293,5	9:29'08.052
14	30.288	22.768	24.544	26.448	1'44.048	270,0	9:30'52.100

9° 55 A. LOCATELLI [1'37.779]							
Lap	Seg1	Seg2	Seg3	Seg4	Lap Time	km/h	Local Time
1		23.457	23.416	25.978	228,3	9:01'52.004	
2	29.860	22.093	22.654	25.863	1'40.470	279,8	9:03'32.474
3	29.619	22.198	22.533	25.631	1'39.981	270,0	9:05'12.455
4	29.643	21.715	22.409	25.453	1'39.220	287,2	9:06'51.675
5	29.645	22.011	22.704	25.449	1'39.809	279,8	9:08'31.484
6	29.741	21.801	22.620	25.501	1'39.663	286,5	9:10'11.147
7	29.815	22.543	22.977	27.804	1'43.139P	274,8	9:11'54.286
8	7'39.627	21.856	22.895	28.170	8'52.548P	282,0	9:20'46.834
9	29.323	21.499	22.152	25.185	1'38.159	286,5	9:22'24.993
10	29.191	21.519	22.226	<b>24.992</b>	1'37.928	288,8	9:24'02.921
11	<b>29.134</b>	21.393	22.253	25.067	1'37.847	288,8	9:25'40.768
12	29.365	21.431	22.454	25.653	1'38.903C	288,8	9:27'19.671
13	29.302	<b>21.357</b>	<b>22.112</b>	25.008	<b>1'37.779</b>	<b>291,1</b>	9:28'57.450
14	29.338	21.444	22.173	25.095	1'38.050	290,3	9:30'35.500

12° 44 L. MAHIAS [1'37.931]							
Lap	Seg1	Seg2	Seg3	Seg4	Lap Time	km/h	Local Time
1		22.535	23.018	25.635	277,6	9:02'09.314	
2	29.761	21.823	22.552	25.089	1'39.225	276,9	9:03'48.539
3	29.503	21.944	22.221	25.179	1'38.847	284,2	9:05'27.386
4	29.482	21.668	22.439	25.277	1'38.866	282,7	9:07'06.252
5	29.748	21.673	22.284	25.343	1'39.048	276,9	9:08'45.300
6	29.681	22.759	29.423	25.520	1'47.383C	278,4	9:10'32.683
7	29.469	21.551	22.239	25.400	1'38.659	280,5	9:12'11.342
8	29.745	22.201	23.159	28.331	1'43.436P	274,8	9:13'54.778
9	6'42.193	27.018	23.223	26.436	7'58.870P	270,7	9:21'53.648
10	29.494	21.626	22.055	<b>24.955</b>	1'38.130	279,8	9:23'31.778
11	29.342	<b>21.321</b>	<b>21.945</b>	25.114	1'37.722C	283,5	9:25'09.500
12	30.770	23.952	22.113	25.089	1'41.924C	261,5	9:26'51.424
13	29.325	21.466	22.091	25.049	<b>1'37.931</b>	280,5	9:28'29.355
14	<b>29.289</b>	21.486	22.192	25.121	1'38.088	<b>285,7</b>	9:30'07.443

10° 5 P. OETTL [1'37.814]							
Lap	Seg1	Seg2	Seg3	Seg4	Lap Time	km/h	Local Time
1		23.733	23.740	26.090	224,1	9:02'00.914	
2	30.007	21.829	22.694	25.634	1'40.164	274,8	9:03'41.078
3	29.451	21.972	22.503	25.198	1'39.124	263,4	9:05'20.202
4	29.679	23.901	22.495	25.344	1'41.419	257,8	9:07'01.621
5	29.327	25.633	22.561	25.514	1'43.035	276,9	9:08'44.656
6	29.225	22.151	22.396	25.226	1'38.998	287,2	9:10'23.654
7	29.307	21.804	22.507	25.072	1'38.690	282,8	9:12'02.344
8	32.513	26.867	23.683	27.997	1'51.060P	272,7	9:13'53.404
9	4'53.008	21.818	22.688	26.666	6'04.180P	282,7	9:19'57.584
10	29.254	23.399	22.336	25.073	1'40.062	<b>296,7</b>	9:21'37.646
11	<b>29.136</b>	24.746	23.050	<b>24.894</b>	1'41.826	291,1	9:23'19.472
12	29.224	<b>21.412</b>	22.348	24.941	1'37.925	290,3	9:24'57.397
13	31.901	22.661	22.955	25.316	1'42.833C	281,3	9:26'40.230
14	29.679	21.614	22.161	25.753	1'39.207C	290,3	9:28'19.437
15	29.151	21.466	<b>22.233</b>	24.964	<b>1'37.814</b>	285,0	9:29'57.251
16	29.382	22.259	23.772	26.441	1'41.854C	288,0	9:31'39.105

13° 47 A. BASSANI [1'38.018]							
Lap	Seg1	Seg2	Seg3	Seg4	Lap Time	km/h	Local Time
1		23.474	23.386	26.579	235,8	9:02'00.263	
2	29.811	22.023	22.698	25.346	1'39.878	274,1	9:03'40.141
3	29.669	21.850	22.534	25.540	1'39.593	282,7	9:05'19.734
4	29.933	21.955	22.429	25.278	1'39.595	289,5	9:06'59.329
5	29.456	21.762	22.378	25.360	1'38.956	292,7	9:08'38.285
6	35.776	24.362	23.405	28.360	1'51.903P	266,7	9:10'30.188
7	6'27.647	22.423	23.008	25.452	7'38.530P	266,0	9:18'08.718
8	29.359	<b>21.452</b>	<b>22.267</b>	<b>24.940</b>	<b>1'38.018</b>	288,0	9:19'46.736
9	29.423	24.155	22.861	25.208	1'41.647	<b>295,9</b>	9:21'28.383
10	29.391	21.582	22.447	25.099	1'38.519	291,9	9:23'06.902
11	<b>29.268</b>	21.508	22.277	25.031	1'38.084	291,1	9:24'44.986
12	29.492	21.471	22.612	25.133	1'38.708C	291,9	9:26'23.694
13	29.555	21.624	22.303	25.177	1'38.659	289,5	9:28'02.353
14	29.355	21.575	22.757	29.705	1'43.392C	286,5	9:29'45.745
15	29.393	21.910	22.612	25.314	1'39.229	293,5	9:31'24.974

11° 7 I. LECUONA [1'37.815]							
Lap	Seg1	Seg2	Seg3	Seg4	Lap Time	km/h	Local Time
1		24.202	23.930	26.855	218,2	9:02'02.142	
2	30.017	22.319	22.966	25.605	1'40.907	277,6	9:03'43.049
3	29.715	21.946	22.566	25.424	1'39.651	282,7	9:05'22.700
4	29.476	22.134	22.669	25.528	1'39.807	276,2	9:07'02.507
5	29.613	21.824	22.658	25.696	1'39.791	285,7	9:08'42.298
6	29.656	21.954	22.563	29.953	1'44.126P	284,2	9:10'26.424
7	7'25.140	22.350	22.825	26.213	8'36.528P	269,3	9:19'02.952
8	29.543	21.654	22.384	25.252	1'38.833	293,5	9:20'41.785

14° 60 M. VAN DER MARK [1'38.192]							
Lap	Seg1	Seg2	Seg3	Seg4	Lap Time	km/h	Local Time
1		23.567	23.766	26.160	232,3	9:01'48.041	
2	29.517	21.984	22.661	25.792	1'39.954	267,3	9:03'27.995
3	29.396	22.327	23.633	25.485	1'40.841C	272,7	9:05'08.836
4	29.193	21.670	22.434	25.266	1'38.563	283,5	9:06'47.399
5	29.395	27.213	22.695	25.406	1'44.709	290,3	9:08'32.108
6	29.340	21.918	22.424	25.654	1'39.336	285,0	9:10'11.444
7	29.404	22.503	25.386	28.162	1'45.455CP	290,3	9:11'56.899
8	4'42.980	22.206	22.571	25.497	5'53.254P	283,5	9:17'50.153
9	29.386	21.701	<b>22.266</b>	25.286	1'38.639	293,5	9:19'28.792
10	<b>29.186</b>	21.447	25.097	25.336	1'41.066C	288,8	9:21'09.858
11	29.269	21.662	22.392	25.427	1'38.750	287,2	9:22'48.608
12	29.198	22.807	22.525	25.141	1'39.671	<b>297,5</b>	9:24'28.279
13	29.319	21.700	22.294	25.217	1'38.530C	290,3	9:26'06.809
14	34.472	26.670	25.152	25.730	1'52.024C	202,6	9:27'58.833
15	29.314	<b>21.462</b>	22.284	<b>25.132</b>	<b>1'38.192</b>	288,8	9:29'37.025
16	29.381	22.346	22.328	25.295	1'39.350	294,3	9:31'16.375

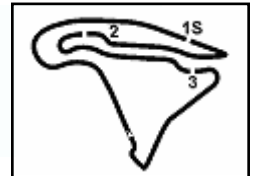
10/09/2022 P = Pits In/Out - C = Lap Time Cancelled

These data/results cannot be reproduced, stored and/or transmitted in whole or in part by any manner of electronic, mechanical, photocopying, recording, broadcasting or otherwise now known or herein after developed without the previous express consent by the copyright owner, except for reproduction in daily press and regular printed publications on sale to the public within 60 days of the event related to those data/results and always provided that copyright symbol appears together as follows below.

© DORNA WSBK ORGANIZATION Srl 2022







## Pirelli French Round, 9-11 September 2022

### Chronological Analysis Free Practice 3rd Session

3 / 4

15° 2 R. TAMBURINI (1'38.200)							
Lap	Seg1	Seg2	Seg3	Seg4	Lap Time	km/h	Local Time
1		24.119	24.430	30.613	217,7	9:01'57.459	
2	30.334	22.255	23.581	27.874	1'44.044	261,5	9:03'41.503
3	29.676	22.030	22.778	26.149	1'40.633	268,7	9:05'22.136
4	29.751	21.682	22.882	25.559	1'39.874	273,4	9:07'02.010
5	29.543	21.810	22.680	25.649	1'39.682	270,7	9:08'41.692
6	29.727	21.665	22.717	25.346	1'39.455	274,8	9:10'21.147
7	29.695	28.257	23.869	29.144	1'50.965	277,6	9:12'12.112
8	29.844	22.029	23.595	31.684	1'47.152P	270,0	9:13'59.264
9	6'47.412	23.212	24.740	26.374	8'01.738P	258,4	9:22'01.002
10	29.528	21.674	22.466	25.013	1'38.681	279,1	9:23'39.683
11	<b>29.418</b>	<b>21.417</b>	<b>22.403</b>	<b>24.962</b>	<b>1'38.200</b>	<b>280,5</b>	9:25'17.883
12	29.701	21.649	22.621	25.271	1'39.242C	279,1	9:26'57.125
13	33.940	23.756	24.550	28.739	1'50.985	233,8	9:28'48.110
14	29.686	21.622	22.817	25.201	1'39.326	276,2	9:30'27.436

16° 3 K. NOZANE (1'38.398)							
Lap	Seg1	Seg2	Seg3	Seg4	Lap Time	km/h	Local Time
1		23.648	23.139	25.562	247,1	9:01'49.540	
2	30.105	22.316	22.969	25.429	1'40.819	266,0	9:03'30.359
3	29.897	21.887	22.518	25.348	1'39.650	276,9	9:05'10.009
4	29.899	21.642	22.912	25.430	1'39.883	284,2	9:06'49.892
5	30.422	22.039	25.632	25.385	1'43.478	261,5	9:08'33.370
6	30.021	21.745	22.786	25.492	1'40.044	280,5	9:10'13.414
7	29.924	21.649	22.978	25.555	1'40.106	282,7	9:11'53.520
8	30.051	21.808	22.586	25.469	1'39.914	280,5	9:13'33.434
9	30.987	23.527	24.047	30.051	1'48.612P	227,8	9:15'22.046
10	6'23.540	23.773	23.528	26.748	7'37.589P	192,9	9:22'59.635
11	<b>29.624</b>	<b>21.446</b>	<b>22.511</b>	<b>24.817</b>	<b>1'38.398</b>	<b>288,8</b>	9:24'38.033
12	30.307	21.594	22.618	25.194	1'39.713C	281,3	9:26'17.746
13	29.779	21.939	22.731	25.058	1'39.507C	284,2	9:27'57.253
14	29.790	21.600	22.829	25.274	1'39.493	285,0	9:29'36.746
15	29.872	21.748	<b>22.510</b>	25.081	1'39.211	274,1	9:31'15.957

17° 97 X. VIERGE (1'38.542)							
Lap	Seg1	Seg2	Seg3	Seg4	Lap Time	km/h	Local Time
1		24.470	24.245	30.056	224,1	9:02'05.160	
2	29.553	22.270	22.694	25.254	1'39.771	288,0	9:03'44.931
3	29.498	21.818	22.593	<b>25.207</b>	1'39.116	287,2	9:05'24.047
4	29.419	21.729	22.552	25.454	1'39.154	284,2	9:07'03.201
5	29.515	21.817	22.604	26.236	1'40.172	279,1	9:08'43.373
6	29.322	21.786	22.503	25.319	1'38.930	285,0	9:10'22.303
7	29.545	21.843	22.848	30.592	1'44.828P	284,2	9:12'07.131
8	4'27.233	22.792	23.037	25.872	5'38.934P	254,7	9:17'46.065
9	29.540	21.820	23.947	28.999	1'44.306C	291,1	9:19'30.371
10	29.656	21.616	22.511	25.348	1'39.131	289,5	9:21'09.502
11	29.324	<b>21.574</b>	22.684	25.355	<b>1'38.937</b>	<b>295,1</b>	9:22'48.439
12	29.296	21.598	22.421	25.227	<b>1'38.542</b>	291,9	9:24'26.981
13	31.633	21.767	22.669	25.346	1'41.415C	279,1	9:26'08.396
14	33.861	24.028	22.952	30.330	1'51.171C	213,9	9:27'59.567
15	<b>29.212</b>	21.763	<b>22.391</b>	25.287	1'38.653	289,5	9:29'38.220
16	29.247	22.033	23.154	25.989	1'40.423	288,0	9:31'18.643

18° 50 E. LAVERTY (1'39.015)							
Lap	Seg1	Seg2	Seg3	Seg4	Lap Time	km/h	Local Time
1		23.191	23.582	26.375	240,0	9:01'49.219	
2	30.059	22.627	23.261	25.961	1'41.908	254,7	9:03'31.127
3	29.644	21.975	22.758	25.548	1'39.925	280,5	9:05'11.052
4	29.692	21.608	22.694	25.337	1'39.331	287,2	9:06'50.383
5	29.698	21.795	22.844	25.466	1'39.803	293,5	9:08'30.186
6	29.718	21.838	22.686	25.353	1'39.595	280,5	9:10'09.781
7	29.731	25.074	22.866	31.876	1'49.547P	<b>297,5</b>	9:11'59.328

8	4'28.462	22.847	23.253	26.558	5'41.120P	264,1	9:17'40.448
9	29.759	21.920	22.720	25.638	1'40.037	288,8	9:19'20.485
10	29.776	21.837	22.895	25.563	1'40.071	292,7	9:21'00.556
11	29.861	21.944	23.013	30.378	1'45.196P	293,5	9:22'45.752
12	2'37.940	22.431	23.172	25.910	3'49.453CP	273,4	9:26'35.205
13	29.654	21.697	22.587	25.447	1'39.385	289,5	9:28'14.590
14	29.688	<b>21.544</b>	22.584	<b>25.325</b>	1'39.141	295,1	9:29'53.731
15	<b>29.636</b>	21.561	<b>22.489</b>	25.329	<b>1'39.015</b>	295,1	9:31'32.746

19° 29 L. BERNARDI (1'39.125)							
Lap	Seg1	Seg2	Seg3	Seg4	Lap Time	km/h	Local Time
1		23.526	23.362	26.008	232,3	9:01'54.187	
2	29.904	21.990	22.643	25.736	1'40.273	276,2	9:03'34.460
3	29.797	21.944	23.036	25.594	1'40.371	285,7	9:05'14.831
4	29.828	21.938	22.606	25.668	1'40.040	285,0	9:06'54.871
5	29.961	21.869	22.594	31.016	1'45.440	281,3	9:08'40.311
6	29.871	21.945	22.638	25.589	1'40.043	274,8	9:10'20.354
7	29.746	21.807	22.543	25.673	1'39.769	283,5	9:12'00.123
8	35.264	22.917	23.263	26.006	1'47.450	211,4	9:13'47.573
9	29.745	22.069	23.158	27.360	1'42.332P	270,7	9:15'29.905
10	6'24.025	22.421	23.068	28.834	7'38.348CP	268,7	9:23'08.253
11	29.926	22.571	23.249	25.678	1'41.424C	285,0	9:24'49.677
12	29.864	21.896	22.477	25.547	1'39.784C	287,2	9:26'29.461
13	29.813	21.964	22.711	25.464	1'39.952	272,0	9:28'09.413
14	<b>29.617</b>	<b>21.801</b>	<b>22.315</b>	<b>25.392</b>	<b>1'39.125</b>	<b>284,2</b>	9:29'48.538
15	29.636	22.602	22.989	25.619	<b>1'40.846</b>	<b>288,0</b>	9:31'29.384

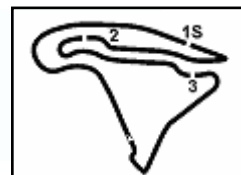
20° 23 C. PONSSON (1'39.338)							
Lap	Seg1	Seg2	Seg3	Seg4	Lap Time	km/h	Local Time
1		23.620	24.405	26.795	258,4	9:01'55.914	
2	30.864	22.234	23.122	25.887	1'42.107	283,5	9:03'38.021
3	30.370	22.190	23.171	25.776	1'41.507	282,7	9:05'19.528
4	30.154	22.309	22.875	25.924	1'41.262	282,0	9:07'00.790
5	29.963	22.127	22.749	26.406	1'41.245	281,3	9:08'42.035
6	29.970	22.224	22.984	25.694	1'40.872	277,6	9:10'22.907
7	29.828	21.902	22.870	25.577	1'40.177	283,5	9:12'03.084
8	31.617	23.174	26.001	28.533	1'49.325CP	262,1	9:13'52.409
9	5'20.068	27.052	24.566	31.345	6'43.031P	274,8	9:20'35.440
10	30.142	22.245	22.759	26.398	1'41.544C	282,0	9:22'16.984
11	29.788	21.937	22.649	25.482	1'39.856	284,2	9:23'56.840
12	29.677	<b>21.896</b>	22.571	25.490	1'39.634	<b>285,0</b>	9:25'36.474
13	32.246	24.001	24.878	26.281	1'47.406C	255,9	9:27'23.880
14	<b>29.581</b>	21.938	<b>22.565</b>	<b>25.254</b>	<b>1'39.338</b>	<b>285,0</b>	9:29'03.218
15	30.826	25.047	24.258	27.337	1'47.468	273,4	9:30'50.686

21° 36 L. MERCADO (1'39.416)							
Lap	Seg1	Seg2	Seg3	Seg4	Lap Time	km/h	Local Time
1		23.871	23.842	26.406	246,6	9:02'27.491	
2	30.492	22.205	22.989	25.901	1'41.587	280,5	9:04'09.078
3	29.882	21.835	22.745	25.594	1'40.056	289,5	9:05'49.134
4	29.933	21.674	22.766	25.594	1'39.967	288,0	9:07'29.101
5	32.513	22.908	22.855	25.725	1'44.001	279,8	9:09'13.102
6	30.257	21.872	22.743	28.690	1'43.562P	288,0	9:10'56.664
7	7'25.809	22.916	23.582	26.457	8'38.764P	279,8	9:19'35.428
8	29.905	21.845	22.651	25.476	1'39.877	288,0	9:21'15.305
9	29.988	21.707	22.655	25.764	1'40.114	<b>291,9</b>	9:22'55.419
10	34.489	21.937	22.561	25.352	1'44.339	251,2	9:24'39.758
11	30.028	25.530	23.956	25.499	1'45.013C	291,1	9:26'24.771
12	29.974	<b>21.609</b>	22.556	<b>25.277</b>	<b>1'39.416</b>	289,5	9:28'04.187
13	<b>29.880</b>	21.756	<b>22.549</b>	25.426	1'39.611	291,1	9:29'43.798
14	29.925	21.888	23.983	27.933	1'43.729C	291,1	9:31'27.527

10/09/2022 P = Pits In/Out - C = Lap Time Cancelled

These data/results cannot be reproduced, stored and/or transmitted in whole or in part by any manner of electronic, mechanical, photocopying, recording, broadcasting or otherwise now known or herein after developed without the previous express consent by the copyright owner, except for reproduction in daily press and regular printed publications on sale to the public within 60 days of the event related to those data/results and always provided that copyright symbol appears together as follows below.

© DORNA WSBK ORGANIZATION Srl 2022



## Pirelli French Round, 9-11 September 2022

### Chronological Analysis Free Practice 3rd Session

22° 99 D. GUTIERREZ [1'39.768]							
Lap	Seg.1	Seg.2	Seg.3	Seg.4	Lap Time	km/h	Local Time
1		23.637	23.498	25.967		247,1	9:01'50.507
2	30.268	22.229	22.815	26.132	1'41.444	277,6	9:03'31.951
3	29.876	23.695	25.234	25.876	1'44.681C	274,1	9:05'16.632
4	29.996	21.965	22.900	25.940	1'40.801	282,0	9:06'57.433
5	30.312	22.091	22.832	25.981	1'41.216	279,1	9:08'38.649
6	30.179	21.958	22.700	25.454	1'40.291	283,5	9:10'18.940
7	30.055	<b>21.801</b>	22.702	25.569	1'40.127	<b>287,2</b>	9:11'59.067
8	34.105	27.592	22.912	28.147	1'52.756P	236,8	9:13'51.823
9	5'24.831	23.902	24.803	27.027	6'40.563P	248,8	9:20'32.386
10	30.003	21.855	22.721	25.552	1'40.131	282,7	9:22'12.517
11	29.846	25.122	26.689	25.619	1'47.276	283,5	9:23'59.793
12	<b>29.771</b>	21.972	<b>22.553</b>	25.472	<b>1'39.768</b>	<b>287,2</b>	9:25'39.561
13	31.690	22.188	23.124	26.065	1'43.067C	262,1	9:27'22.628
14	29.887	22.000	22.635	<b>25.396</b>	1'39.918	284,2	9:29'02.546
15	29.890	21.941	22.794	25.523	1'40.148	286,5	9:30'42.694

23° 35 H. SYHRIN [1'39.843]							
Lap	Seg.1	Seg.2	Seg.3	Seg.4	Lap Time	km/h	Local Time
1		24.898	24.296	32.469		229,3	9:02'02.708
2	30.532	22.389	23.208	25.595	1'41.724	278,4	9:03'44.432
3	30.128	22.202	22.916	25.354	1'40.600	270,0	9:05'25.032
4	29.994	23.275	23.450	25.402	1'42.121	<b>293,5</b>	9:07'07.153
5	<b>29.823</b>	22.086	23.166	<b>25.308</b>	1'40.383	270,0	9:08'47.536
6	29.858	22.158	22.953	25.390	1'40.359	274,8	9:10'27.895
7	36.084	24.166	25.038	29.076	1'54.364P	221,3	9:12'22.259
8	5'29.258	23.073	23.727	26.841	6'42.899P	263,4	9:19'05.158
9	30.213	22.116	23.066	25.643	1'41.038	279,8	9:20'46.196
10	29.927	21.966	<b>22.590</b>	25.360	<b>1'39.843</b>	281,3	9:22'26.039
11	29.915	<b>21.822</b>	22.857	25.595	1'40.189	285,7	9:24'06.228

24° 52 D. KONIG [1'39.952]							
Lap	Seg.1	Seg.2	Seg.3	Seg.4	Lap Time	km/h	Local Time
1		24.279	24.448	27.180		230,8	9:01'56.618
2	30.623	22.495	23.502	26.678	1'43.298	279,8	9:03'39.916
3	30.433	22.400	23.111	26.077	1'42.021	282,0	9:05'21.937
4	30.169	22.454	23.090	26.089	1'41.802	274,8	9:07'03.739
5	29.994	22.372	22.925	25.978	1'41.269	<b>288,0</b>	9:08'45.008
6	30.112	22.278	22.731	25.511	1'40.632	272,7	9:10'25.640
7	30.080	22.083	22.859	25.670	1'40.692	287,2	9:12'06.332
8	32.388	25.951	23.296	28.142	1'49.777P	281,3	9:13'56.109
9	5'56.974	23.547	28.585	25.989	7'15.095P	268,7	9:21'11.204
10	30.228	22.160	22.894	25.704	1'40.986	287,2	9:22'52.190
11	30.252	22.351	23.793	26.123	1'42.519C	284,2	9:24'34.709
12	31.015	25.303	22.985	25.840	1'45.143C	272,7	9:26'19.852
13	30.277	22.045	22.819	25.714	1'40.855C	284,2	9:28'00.707
14	<b>29.933</b>	<b>21.888</b>	<b>22.667</b>	<b>25.464</b>	<b>1'39.952</b>	285,7	9:29'40.659
15	30.134	22.370	23.365	26.695	1'42.564	279,1	9:31'23.223

10/09/2022

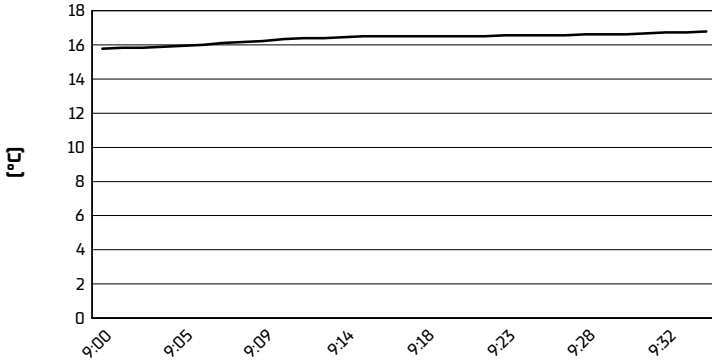
P = Pits In/Out - C = Lap Time Cancelled

These data/results cannot be reproduced, stored and/or transmitted in whole or in part by any manner of electronic, mechanical, photocopying, recording, broadcasting or otherwise now known or herein after developed without the previous express consent by the copyright owner, except for reproduction in daily press and regular printed publications on sale to the public within 60 days of the event related to those data/results and always provided that copyright symbol appears together as follows below.

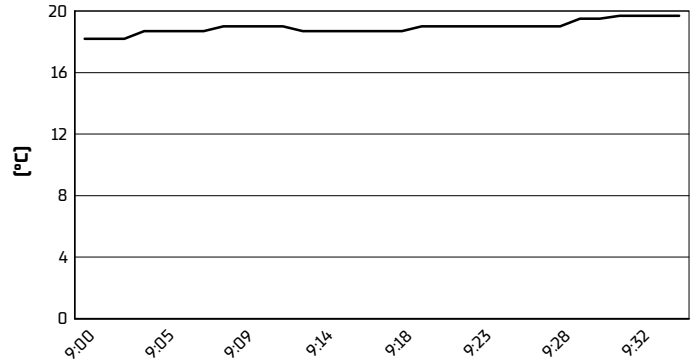
© DORNA WSBK ORGANIZATION Srl 2022

**Pirelli French Round, 9-11 September 2022**  
**Weather Report Free Practice 3rd Session**  
Session started 09:00 - Session ended 9:35

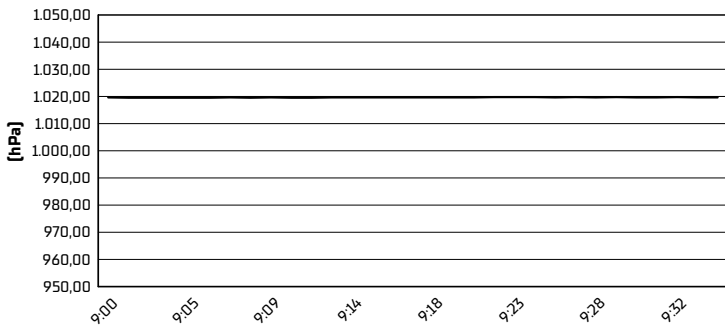
**Air Temperature**



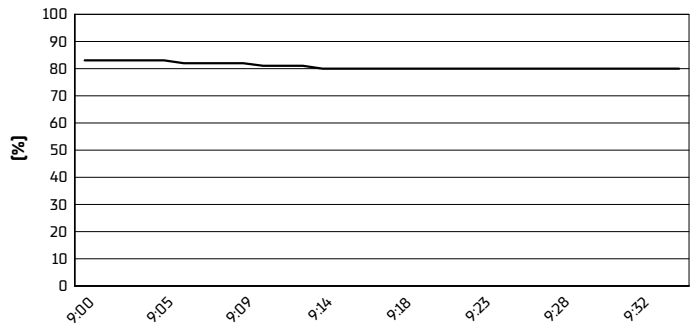
**Track Temperature**



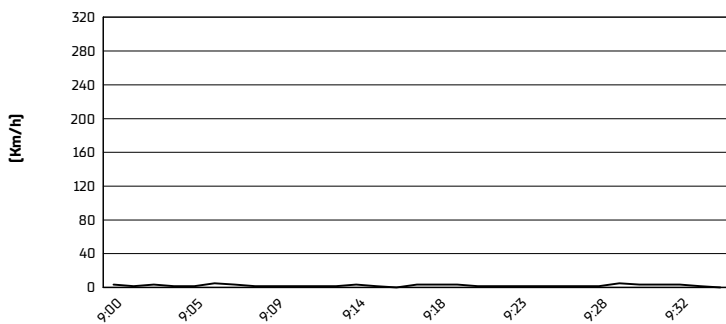
**Air Pressure**



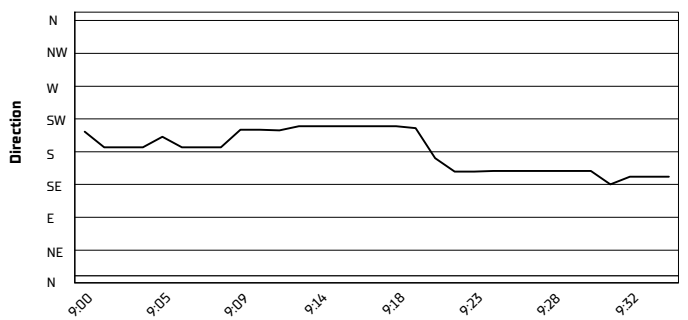
**Humidity**



**Wind Speed**



**Wind Direction**



10/09/2022

These data/results cannot be reproduced, stored and/or transmitted in whole or in part by any manner of electronic, mechanical, photocopying, recording, broadcasting or otherwise now known or herein after developed without the previous express consent by the copyright owner, except for reproduction in daily press and regular printed publications on sale to the public within 60 days of the event related to those data/results and always provided that copyright symbol appears together as follows below.

© DORNA WSBK ORGANIZATION Srl 2022