

Pirelli French Round, 9-11 September 2022

Results Warm Up

1 / 2

No.	Rider	Nat	Team	Bike	Class	Time	Gap	Rel.	Laps	Speed	
										Avg	Max
1	1 T. RAZGATLIOGLU	TUR	Pata Yamaha with Brixx WorldSBK	Yamaha YZF R1		1'36.226			8	165,024	297,5
2	21 M. RINALDI	ITA	Aruba.it Racing - Ducati	Ducati Panigale V4R		1'37.037	0.811	0.811	8	163,645	296,7
3	22 A. LOWES	GBR	Kawasaki Racing Team WorldSBK	Kawasaki ZX-10RR		1'37.048	0.822	0.011	8	163,626	291,1
4	65 J. REA	GBR	Kawasaki Racing Team WorldSBK	Kawasaki ZX-10RR		1'37.067	0.841	0.019	8	163,594	293,5
5	19 A. BAUTISTA	ESP	Aruba.it Racing - Ducati	Ducati Panigale V4R		1'37.206	0.980	0.139	8	163,360	298,3
6	31 G. GERLOFF	USA	GYTR GRT Yamaha WorldSBK Team	Yamaha YZF R1	IND	1'37.224	0.998	0.018	8	163,330	294,3
7	47 A. BASSANI	ITA	Motocorsa Racing	Ducati Panigale V4R	IND	1'37.312	1.086	0.088	9	163,182	288,8
8	55 A. LOCATELLI	ITA	Pata Yamaha with Brixx WorldSBK	Yamaha YZF R1		1'37.315	1.089	0.003	8	163,177	292,7
9	76 L. BAZ	FRA	Bonovo Action BMW	BMW M1000RR	IND	1'37.414	1.188	0.099	9	163,011	294,3
10	7 I. LECUONA	ESP	Team HRC	Honda CBR1000 RR-R		1'37.471	1.245	0.057	8	162,916	297,5
11	45 S. REDDING	GBR	BMW Motorrad WorldSBK Team	BMW M1000RR		1'37.577	1.351	0.106	7	162,739	293,5
12	60 M. VAN DER MARK	NED	BMW Motorrad WorldSBK Team	BMW M1000RR		1'37.637	1.411	0.060	9	162,639	294,3
13	97 X. VIERGE	ESP	Team HRC	Honda CBR1000 RR-R		1'37.658	1.432	0.021	8	162,604	295,1
14	44 L. MAHIAS	FRA	Kawasaki Puccetti Racing	Kawasaki ZX-10RR	IND	1'37.855	1.629	0.197	8	162,277	288,0
15	35 H. SYHRIN	MAS	MIE Racing Honda Team	Honda CBR1000 RR-R	IND	1'38.365	2.139	0.510	6	161,435	288,0
16	3 K. NOZANE	JPN	GYTR GRT Yamaha WorldSBK Team	Yamaha YZF R1	IND	1'38.392	2.166	0.027	8	161,391	282,7
17	5 P. OETTL	GER	Team GoEleven	Ducati Panigale V4R	IND	1'38.437	2.211	0.045	8	161,317	285,7
18	36 L. MERCADO	ARG	MIE Racing Honda Team	Honda CBR1000 RR-R	IND	1'38.566	2.340	0.129	8	161,106	291,9
19	50 E. LAVERTY	IRL	Bonovo Action BMW	BMW M1000RR	IND	1'38.718	2.492	0.152	7	160,858	293,5
20	29 L. BERNARDI	SMR	BARNI Spark Racing Team	Ducati Panigale V4R	IND	1'38.870	2.644	0.152	8	160,611	291,1
21	2 R. TAMBURINI	ITA	Yamaha Motoxracing WorldSBK Team	Yamaha YZF R1	IND	1'39.146	2.920	0.276	7	160,164	279,8
22	99 O. GUTIERREZ	ESP	TPR Team Pedercini Racing	Kawasaki ZX-10RR	IND	1'39.261	3.035	0.115	8	159,978	287,2
23	23 C. PONSSON	FRA	Gil Motor Sport-Yamaha	Yamaha YZF R1	IND	1'39.673	3.447	0.412	7	159,317	286,5
24	52 O. KONIG	CZE	Orelac Racing Verdnature	Kawasaki ZX-10RR	IND	1'39.987	3.761	0.314	8	158,817	290,3

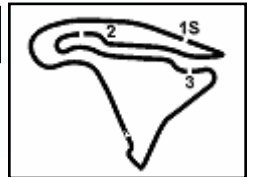
AIR	Humidity:	86%	Temp:	13°C
TRACK	Condition:	Dry	Temp:	17°C

Records	Pole	(SP)	2021 J.Rea	1'35.683	165,960	Km/h
	Race	(SPRC)	2021 J.Rea	1'36.374	164,770	Km/h
	All Times	(SP)	2021 J.Rea	1'35.683	165,960	Km/h

Start 09:00 End 09:17 The results are provisional until the end of the time limit for protests and appeals and the completion of the technical checks.

These data/results cannot be reproduced, stored and/or transmitted in whole or in part by any manner of electronic, mechanical, photocopying, recording, broadcasting or otherwise now known or herein after developed without the previous express consent by the copyright owner, except for reproduction in daily press and regular printed publications on sale to the public within 60 days of the event related to those data/results and always provided that copyright symbol appears together as follows below.

© DORNA WSBK ORGANIZATION Srl 2022



Pirelli French Round, 9–11 September 2022

Results Warm Up

Session Highlights

Local Time	No. Rider	Description
09.00.00		Start
09.00.09		WorldSBK Pit Intervention Time: 45secs
09.03.11	52 D. KONIG	Current Lap Cancelled - Exceeded Track Limits - Turn 11
09.03.19	21 M. RINALDI	Current Lap Cancelled - Exceeded Track Limits - Turn 6
09.06.01	5 P. OETTL	Current Lap Cancelled - Exceeded Track Limits - Turn 6
09.06.11	52 D. KONIG	Current Lap Cancelled - Exceeded Track Limits - Turn 6
09.07.48	99 D. GUTIERREZ	Current Lap Cancelled - Exceeded Track Limits - Turn 6
09.09.36	7 I. LECUONA	Current Lap Cancelled - Exceeded Track Limits - Turn 11
09.14.14	22 A. LOWES	Current Lap Cancelled - Exceeded Track Limits - Turn 6
09.14.14	3 K. NOZANE	Current Lap Cancelled - Exceeded Track Limits - Turn 6
09.14.56	45 S. REDDING	Current Lap Cancelled - Exceeded Track Limits - Turn 11
09.17.18		End Of Session

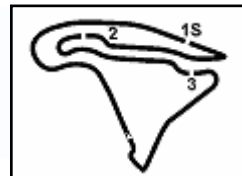
Fastest Laps Sequence

No.	Rider	Nat	Team	Bike	Local Time	Time	Gap	Avg
65	J. REA	GBR	Kawasaki Racing Team WorldSBK	Kawasaki ZX-10RR	09:03'20.558	1'37.555		162,776
65	J. REA	GBR	Kawasaki Racing Team WorldSBK	Kawasaki ZX-10RR	09:04'57.683	1'37.125	-0.430	163,497
1	T. RAZGATLIOGLU	TUR	Pata Yamaha with Brixx WorldSBK	Yamaha YZF R1	09:05'23.397	1'36.755	-0.370	164,122
1	T. RAZGATLIOGLU	TUR	Pata Yamaha with Brixx WorldSBK	Yamaha YZF R1	09:08'36.452	1'36.226	-0.529	165,024

11/09/2022 Start 09:00 End 09:17 The results are provisional until the end of the time limit for protests and appeals and the completion of the technical checks.

These data/results cannot be reproduced, stored and/or transmitted in whole or in part by any manner of electronic, mechanical, photocopying, recording, broadcasting or otherwise now known or herein after developed without the previous express consent by the copyright owner, except for reproduction in daily press and regular printed publications on sale to the public within 60 days of the event related to those data/results and always provided that copyright symbol appears together as follows below.

© DORNA WSBK ORGANIZATION Srl 2022



Magny-Cours 4.411 m

Pirelli French Round, 9–11 September 2022

Starting Grid - Tissot Superpole Race (10 Laps x 4,411 km = 44,110 km)

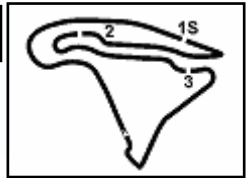
3	45 REDDING S. BMW 1'36.233	2	1 RAZGATLIOGLU T. Yamaha 1'36.124	1	65 REA J. Kawasaki 1'36.124	1
6	22 LOWES A. Kawasaki 1'36.524	5	31 GERLOFF G. Yamaha 1'36.464	4	19 BAUTISTA A. Ducati 1'36.416	2
9	76 BAZ L. BMW 1'36.630	8	47 BASSANI A. Ducati 1'36.629	7	21 RINALDI M. Ducati 1'36.594	3
12	55 LOCATELLI A. Yamaha 1'36.741	11	44 MAHIAS L. Kawasaki 1'36.678	10	5 OETTL P. Ducati 1'36.675	4
15	60 VAN DER MARK M. BMW 1'37.411	14	97 VIERGE X. Honda 1'37.280	13	7 LECUONA I. Honda 1'36.892	5
18	2 TAMBURINI R. Yamaha 1'37.930	17	3 NOZANE K. Yamaha 1'37.830	16	50 LAVERTY E. BMW 1'37.793	6
21	35 SYAHRIN H. Honda 1'38.635	20	29 BERNARDI L. Ducati 1'38.337	19	23 PONSSON C. Yamaha 1'38.182	7
24	52 KONIG O. Kawasaki 1'39.204	23	99 GUTIERREZ O. Kawasaki 1'38.934	22	36 MERCADO L. Honda 1'38.804	8

11/09/2022 The Race Director

These data/results cannot be reproduced, stored and/or transmitted in whole or in part by any manner of electronic, mechanical, photocopying, recording, broadcasting or otherwise now known or herein after developed without the previous express consent by the copyright owner, except for reproduction in daily press and regular printed publications on sale to the public within 60 days of the event related to those data/results and always provided that copyright symbol appears together as follows below. © DORNA WSBK ORGANIZATION Srl 2022

FICR PERUGIA TIMING





Pirelli French Round, 9-11 September 2022

Best Sectors & Speed Warm Up

BEST LAP			
1	1	T. RAZGATLIOGLU	Yamaha YZF R1 1'36.226
2	21	M. RINALDI	Ducati Panigale V4R 1'37.037
3	22	A. LOWES	Kawasaki ZX-10RR 1'37.048
4	65	J. REA	Kawasaki ZX-10RR 1'37.067
5	19	A. BAUTISTA	Ducati Panigale V4R 1'37.206
6	31	G. GERLOFF	Yamaha YZF R1 1'37.224
7	47	A. BASSANI	Ducati Panigale V4R 1'37.312
8	55	A. LOCATELLI	Yamaha YZF R1 1'37.315
9	76	L. BAZ	BMW M1000RR 1'37.414
10	7	I. LECUONA	Honda CBR1000 RR-R 1'37.471
11	45	S. REDDING	BMW M1000RR 1'37.577
12	60	M. VAN DER MARK	BMW M1000RR 1'37.637
13	97	X. VIERGE	Honda CBR1000 RR-R 1'37.658
14	44	L. MAHIAS	Kawasaki ZX-10RR 1'37.855
15	35	H. SYHRIN	Honda CBR1000 RR-R 1'38.365
16	3	K. NOZANE	Yamaha YZF R1 1'38.392
17	5	P. DETTL	Ducati Panigale V4R 1'38.437
18	36	L. MERCADO	Honda CBR1000 RR-R 1'38.566
19	50	E. LAVERTY	BMW M1000RR 1'38.718
20	29	L. BERNARDI	Ducati Panigale V4R 1'38.870
21	2	R. TAMBURINI	Yamaha YZF R1 1'39.146
22	99	D. GUTIERREZ	Kawasaki ZX-10RR 1'39.261
23	23	C. PONSSON	Yamaha YZF R1 1'39.673
24	52	O. KONIG	Kawasaki ZX-10RR 1'39.987

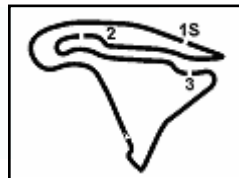
SPEED			
1	19	A. BAUTISTA	Ducati Panigale V4R 298,3
2	7	I. LECUONA	Honda CBR1000 RR-R 297,5
3	1	T. RAZGATLIOGLU	Yamaha YZF R1 297,5
4	21	M. RINALDI	Ducati Panigale V4R 296,7
5	97	X. VIERGE	Honda CBR1000 RR-R 295,1
6	31	G. GERLOFF	Yamaha YZF R1 294,3
7	76	L. BAZ	BMW M1000RR 294,3
8	60	M. VAN DER MARK	BMW M1000RR 294,3
9	45	S. REDDING	BMW M1000RR 293,5
10	65	J. REA	Kawasaki ZX-10RR 293,5
11	50	E. LAVERTY	BMW M1000RR 293,5
12	55	A. LOCATELLI	Yamaha YZF R1 292,7
13	36	L. MERCADO	Honda CBR1000 RR-R 291,9
14	29	L. BERNARDI	Ducati Panigale V4R 291,1
15	22	A. LOWES	Kawasaki ZX-10RR 291,1
16	52	O. KONIG	Kawasaki ZX-10RR 290,3
17	47	A. BASSANI	Ducati Panigale V4R 288,8
18	35	H. SYHRIN	Honda CBR1000 RR-R 288,0
19	44	L. MAHIAS	Kawasaki ZX-10RR 288,0
20	99	D. GUTIERREZ	Kawasaki ZX-10RR 287,2
21	23	C. PONSSON	Yamaha YZF R1 286,5
22	5	P. DETTL	Ducati Panigale V4R 285,7
23	3	K. NOZANE	Yamaha YZF R1 282,7
24	2	R. TAMBURINI	Yamaha YZF R1 279,8

SEG. 1			SEG. 2			SEG. 3			SEG. 4						
1	1	T. RAZGATLIOGLU	28.760	1	1	T. RAZGATLIOGLU	20.910	1	1	T. RAZGATLIOGLU	21.793	1	1	T. RAZGATLIOGLU	24.562
2	19	A. BAUTISTA	28.858	2	65	J. REA	21.150	2	21	M. RINALDI	21.863	2	65	J. REA	24.593
3	47	A. BASSANI	28.909	3	31	G. GERLOFF	21.248	3	22	A. LOWES	21.864	3	22	A. LOWES	24.719
4	97	X. VIERGE	28.920	4	76	L. BAZ	21.257	4	31	G. GERLOFF	21.879	4	45	S. REDDING	24.747
5	22	A. LOWES	28.983	5	21	M. RINALDI	21.260	5	76	L. BAZ	21.957	5	21	M. RINALDI	24.755
6	21	M. RINALDI	28.999	6	55	A. LOCATELLI	21.275	6	19	A. BAUTISTA	21.963	6	47	A. BASSANI	24.765
7	65	J. REA	29.026	7	7	I. LECUONA	21.277	7	47	A. BASSANI	21.981	7	31	G. GERLOFF	24.779
8	55	A. LOCATELLI	29.061	8	22	A. LOWES	21.306	8	65	J. REA	22.016	8	55	A. LOCATELLI	24.783
9	60	M. VAN DER MARK	29.070	9	36	L. MERCADO	21.339	9	44	L. MAHIAS	22.028	9	76	L. BAZ	24.809
10	7	I. LECUONA	29.102	10	19	A. BAUTISTA	21.354	10	45	S. REDDING	22.031	10	7	I. LECUONA	24.853
11	31	G. GERLOFF	29.138	11	47	A. BASSANI	21.356	11	7	I. LECUONA	22.031	11	19	A. BAUTISTA	24.857
12	45	S. REDDING	29.141	12	45	S. REDDING	21.381	12	55	A. LOCATELLI	22.056	12	97	X. VIERGE	24.869
13	5	P. DETTL	29.143	13	97	X. VIERGE	21.401	13	60	M. VAN DER MARK	22.069	13	35	H. SYHRIN	24.886
14	76	L. BAZ	29.156	14	60	M. VAN DER MARK	21.451	14	97	X. VIERGE	22.099	14	3	K. NOZANE	24.905
15	50	E. LAVERTY	29.225	15	35	H. SYHRIN	21.495	15	3	K. NOZANE	22.203	15	60	M. VAN DER MARK	24.935
16	44	L. MAHIAS	29.280	16	50	E. LAVERTY	21.503	16	5	P. DETTL	22.269	16	44	L. MAHIAS	24.975
17	3	K. NOZANE	29.361	17	44	L. MAHIAS	21.520	17	29	L. BERNARDI	22.347	17	36	L. MERCADO	25.074
18	29	L. BERNARDI	29.410	18	3	K. NOZANE	21.555	18	35	H. SYHRIN	22.351	18	2	R. TAMBURINI	25.099
19	2	R. TAMBURINI	29.491	19	5	P. DETTL	21.595	19	99	D. GUTIERREZ	22.378	19	5	P. DETTL	25.104
20	99	D. GUTIERREZ	29.502	20	29	L. BERNARDI	21.634	20	36	L. MERCADO	22.456	20	29	L. BERNARDI	25.245
21	35	H. SYHRIN	29.510	21	99	D. GUTIERREZ	21.727	21	50	E. LAVERTY	22.487	21	99	D. GUTIERREZ	25.274
22	23	C. PONSSON	29.599	22	2	R. TAMBURINI	21.731	22	23	C. PONSSON	22.488	22	50	E. LAVERTY	25.375
23	36	L. MERCADO	29.608	23	52	O. KONIG	21.900	23	52	O. KONIG	22.498	23	52	O. KONIG	25.409
24	52	O. KONIG	29.887	24	23	C. PONSSON	21.945	24	2	R. TAMBURINI	22.527	24	23	C. PONSSON	25.507

11/09/2022

These data/results cannot be reproduced, stored and/or transmitted in whole or in part by any manner of electronic, mechanical, photocopying, recording, broadcasting or otherwise now known or herein after developed without the previous express consent by the copyright owner, except for reproduction in daily press and regular printed publications on sale to the public within 60 days of the event related to those data/results and always provided that copyright symbol appears together as follows below.

© DORNA WSBK ORGANIZATION Srl 2022



Magny-Cours 4.411 m

Pirelli French Round, 9–11 September 2022

Ideal Times Warm Up

No. Rider	Nat	Bike	Seg. 1 Diff. 1	Seg. 2 Diff. 2	Seg. 3 Diff. 3	Seg. 4 Diff. 4	Ideal Time Best Lap	Pos.	Diff.	
1	1 T. RAZGATLIOGLU	TUR	Yamaha YZF R1	28.760	20.910	21.793 +0.133	24.562 +0.068	1'36.025 1'36.226	1	0.201
2	65 J. REA	GBR	Kawasaki ZX-10RR	29.026	21.150	22.016 +0.165	24.593 +0.117	1'36.785 1'37.067	4	0.282
3	22 A. LOWES	GBR	Kawasaki ZX-10RR	28.983 +0.079	21.306 +0.097	21.864	24.719	1'36.872 1'37.048	3	0.176
4	21 M. RINALDI	ITA	Ducati Panigale V4R	28.999 +0.057	21.260 +0.077	21.863 +0.012	24.755 +0.014	1'36.877 1'37.037	2	0.160
5	47 A. BASSANI	ITA	Ducati Panigale V4R	28.909	21.356 +0.035	21.981 +0.073	24.765 +0.193	1'37.011 1'37.312	7	0.301
6	19 A. BAUTISTA	ESP	Ducati Panigale V4R	28.858 +0.022	21.354	21.963	24.857 +0.152	1'37.032 1'37.206	5	0.174
7	31 G. GERLOFF	USA	Yamaha YZF R1	29.138 +0.004	21.248 +0.086	21.879 +0.042	24.779 +0.048	1'37.044 1'37.224	6	0.180
8	55 A. LOCATELLI	ITA	Yamaha YZF R1	29.061	21.275 +0.053	22.056 +0.009	24.783 +0.078	1'37.175 1'37.315	8	0.140
9	76 L. BAZ	FRA	BMW M1000RR	29.156	21.257 +0.023	21.957 +0.141	24.809 +0.071	1'37.179 1'37.414	9	0.235
10	7 I. LECUONA	ESP	Honda CBR1000 RR-R	29.102 +0.078	21.277 +0.001	22.031 +0.129	24.853	1'37.263 1'37.471	10	0.208
11	97 X. VIERGE	ESP	Honda CBR1000 RR-R	28.920 +0.232	21.401	22.099 +0.137	24.869	1'37.289 1'37.658	13	0.369
12	45 S. REDDING	GBR	BMW M1000RR	29.141	21.381 +0.087	22.031 +0.128	24.747 +0.062	1'37.300 1'37.577	11	0.277
13	60 M. VAN DER MARK	NED	BMW M1000RR	29.070 +0.066	21.451	22.069	24.935 +0.046	1'37.525 1'37.637	12	0.112
14	44 L. MAHIAS	FRA	Kawasaki ZX-10RR	29.280 +0.052	21.520	22.028	24.975	1'37.803 1'37.855	14	0.052
15	3 K. NOZANE	JPN	Yamaha YZF R1	29.361	21.555	22.203	24.905 +0.368	1'38.024 1'38.392	16	0.368
16	5 P. OETTL	GER	Ducati Panigale V4R	29.143 +0.208	21.595 +0.054	22.269	25.104 +0.064	1'38.111 1'38.437	17	0.326
17	35 H. SYHRIN	MAS	Honda CBR1000 RR-R	29.510 +0.061	21.495	22.351 +0.062	24.886	1'38.242 1'38.365	15	0.123
18	36 L. MERCADO	ARG	Honda CBR1000 RR-R	29.608 +0.008	21.339	22.456 +0.078	25.074 +0.003	1'38.477 1'38.566	18	0.089
19	50 E. LAVERTY	IRL	BMW M1000RR	29.225	21.503 +0.128	22.487	25.375	1'38.590 1'38.718	19	0.128
20	29 L. BERNARDI	SMR	Ducati Panigale V4R	29.410	21.634 +0.044	22.347 +0.071	25.245 +0.119	1'38.636 1'38.870	20	0.234
21	2 R. TAMBURINI	ITA	Yamaha YZF R1	29.491 +0.098	21.731 +0.200	22.527	25.099	1'38.848 1'39.146	21	0.298
22	99 D. GUTIERREZ	ESP	Kawasaki ZX-10RR	29.502 +0.248	21.727	22.378	25.274 +0.132	1'38.881 1'39.261	22	0.380
23	23 C. PONSSON	FRA	Yamaha YZF R1	29.599	21.945 +0.033	22.488	25.507 +0.101	1'39.539 1'39.673	23	0.134
24	52 D. KONIG	CZE	Kawasaki ZX-10RR	29.887 +0.060	21.900 +0.101	22.498 +0.132	25.409	1'39.694 1'39.987	24	0.293
Overall Ideal Time			28.760	20.910	21.793	24.562	1'36.025			

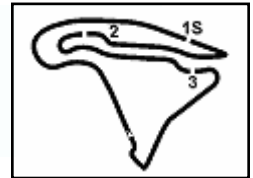
11/09/2022

These data/results cannot be reproduced, stored and/or transmitted in whole or in part by any manner of electronic, mechanical, photocopying, recording, broadcasting or otherwise now known or herein after developed without the previous express consent by the copyright owner, except for reproduction in daily press and regular printed publications on sale to the public within 60 days of the event related to those data/results and always provided that copyright symbol appears together as follows below.

© DORNA WSBK ORGANIZATION Srl 2022

FIGR PERUGIA TIMING





Pirelli French Round, 9-11 September 2022

Chronological Analysis Warm Up

1° 1 T. RAZGATLIOGLU (1'36.226)							
Lap	Seg1	Seg2	Seg3	Seg4	Lap Time	km/h	Local Time
1		23.078	23.051	25.366		254,1	9:02'05.648
2	29.596	22.398	22.407	26.593	1'40.994	293,5	9:03'46.642
3	28.868	21.120	22.030	24.737	1'36.755	291,1	9:05'23.397
4	29.161	21.023	22.083	24.562	1'36.829	292,7	9:07'00.226
5	28.760	20.910	21.926	24.630	1'36.226	296,7	9:08'36.452
6	28.949	20.931	21.793	24.601	1'36.274	292,7	9:10'12.726
7	28.998	21.040	22.001	24.625	1'36.664	294,3	9:11'49.390
8	28.992	21.083	21.861	24.580	1'36.516	294,3	9:13'25.906
9	28.853	21.130	21.900	24.757	1'36.640	297,5	9:15'02.546

1		22.494	22.962	25.518		272,7	9:02'02.878
2	29.625	21.549	22.377	24.941	1'38.492	288,8	9:03'41.370
3	29.499	21.821	22.173	25.036	1'38.529	294,3	9:05'19.899
4	29.176	21.248	22.861	24.905	1'38.190	291,1	9:06'58.089
5	29.142	21.334	21.921	24.827	1'37.224	291,9	9:08'35.313
6	29.138	21.341	21.954	25.440	1'37.873	292,7	9:10'13.186
7	29.236	21.289	21.879	24.939	1'37.343	288,8	9:11'50.529
8	29.185	21.579	22.186	24.882	1'37.832	285,7	9:13'28.361
9	29.195	21.357	22.171	24.779	1'37.502	288,0	9:15'05.863

2° 21 M. RINALDI (1'37.037)							
Lap	Seg1	Seg2	Seg3	Seg4	Lap Time	km/h	Local Time
1		23.193	22.943	25.627		244,3	9:02'30.229
2	29.673	21.548	22.689	25.452	1'39.362C	290,3	9:04'09.591
3	29.217	21.430	22.110	25.009	1'37.766	290,3	9:05'47.357
4	29.103	21.261	21.993	24.821	1'37.178	295,1	9:07'24.535
5	29.005	21.482	22.042	24.794	1'37.323	296,7	9:09'01.858
6	28.999	21.260	22.103	24.818	1'37.180	292,7	9:10'39.038
7	29.056	21.337	21.875	24.769	1'37.037	292,7	9:12'16.075
8	29.096	23.316	23.676	26.254	1'42.342	291,9	9:13'58.417
9	29.109	21.399	21.863	24.755	1'37.126	289,5	9:15'35.543

7° 47 A. BASSANI (1'37.312)							
Lap	Seg1	Seg2	Seg3	Seg4	Lap Time	km/h	Local Time
1		22.657	23.114	25.257		256,5	9:01'57.646
2	29.312	21.544	22.477	24.973	1'38.306	281,3	9:03'35.952
3	29.339	21.458	22.265	25.086	1'38.148	285,7	9:05'14.100
4	29.097	21.541	22.471	24.765	1'37.874	284,2	9:06'51.974
5	29.050	21.385	21.981	24.918	1'37.334	285,7	9:08'29.308
6	29.149	21.445	22.242	24.993	1'37.829	286,5	9:10'07.137
7	29.109	21.400	22.375	24.894	1'37.778	282,7	9:11'44.915
8	29.102	21.356	22.127	24.766	1'37.351	288,8	9:13'22.266
9	28.909	21.391	22.054	24.958	1'37.312	285,0	9:14'59.578
10	34.031	25.501	27.893	28.376	1'55.801P	213,4	9:16'55.379

3° 22 A. LOWES (1'37.048)							
Lap	Seg1	Seg2	Seg3	Seg4	Lap Time	km/h	Local Time
1		22.858	22.702	25.160		251,7	9:01'48.537
2	29.304	21.630	22.117	24.825	1'37.876	274,1	9:03'26.413
3	28.983	21.414	21.941	25.381	1'37.719	285,0	9:05'04.132
4	33.491	31.506	22.465	24.923	1'52.385	166,4	9:06'56.517
5	28.992	21.306	21.919	24.860	1'37.077	288,0	9:08'33.594
6	29.051	21.308	21.865	25.028	1'37.252	279,8	9:10'10.846
7	29.066	21.509	22.113	24.975	1'37.663	288,8	9:11'48.509
8	29.062	21.403	21.864	24.719	1'37.048	289,5	9:13'25.557
9	29.090	23.478	26.894	26.878	1'46.340C	291,1	9:15'11.897

8° 55 A. LOCATELLI (1'37.315)							
Lap	Seg1	Seg2	Seg3	Seg4	Lap Time	km/h	Local Time
1		25.019	23.095	25.467		249,4	9:01'59.051
2	29.423	21.522	22.252	24.924	1'38.121	286,5	9:03'37.172
3	29.268	21.608	22.224	25.143	1'38.243	270,0	9:05'15.415
4	29.178	21.586	22.187	26.984	1'39.935P	280,5	9:06'55.350
5	1'28.428	22.515	22.560	25.248	2'38.751P	243,2	9:09'34.101
6	29.174	21.275	22.067	24.928	1'37.444	292,7	9:11'11.545
7	29.061	21.328	22.065	24.861	1'37.315	291,1	9:12'48.860
8	29.155	21.364	22.073	24.783	1'37.375	292,7	9:14'26.235
9	29.132	21.402	22.056	24.981	1'37.571	292,7	9:16'03.806

4° 65 J. REA (1'37.067)							
Lap	Seg1	Seg2	Seg3	Seg4	Lap Time	km/h	Local Time
1		22.599	23.031	25.102		260,2	9:01'43.003
2	29.330	21.386	22.137	24.702	1'37.555	288,0	9:03'20.558
3	29.143	21.314	22.016	24.652	1'37.125	292,7	9:04'57.683
4	29.199	21.319	22.040	24.893	1'37.151	291,9	9:06'34.834
5	29.026	21.150	22.181	24.710	1'37.067	293,5	9:08'11.901
6	29.142	21.287	22.250	27.755	1'40.434P	291,1	9:09'52.335
7	1'24.519	22.069	22.641	25.211	2'34.440P	277,6	9:12'26.775
8	29.255	21.339	22.098	24.686	1'37.378	291,1	9:14'04.153
9	29.253	21.290	22.119	24.887	1'37.549	292,7	9:15'41.702

9° 76 L. BAZ (1'37.414)							
Lap	Seg1	Seg2	Seg3	Seg4	Lap Time	km/h	Local Time
1		23.014	22.714	25.218		255,3	9:01'43.338
2	29.276	21.477	22.193	24.870	1'37.816	291,1	9:03'21.154
3	29.156	21.280	22.098	24.880	1'37.414	293,5	9:04'58.568
4	29.207	21.257	22.193	24.809	1'37.466	292,7	9:06'36.034
5	29.295	23.830	23.120	25.529	1'41.774	294,3	9:08'17.808
6	29.317	21.385	22.129	24.878	1'37.709	291,9	9:09'55.517
7	29.231	21.328	22.029	24.946	1'37.534	291,1	9:11'33.051
8	29.262	21.404	21.957	24.995	1'37.618	292,7	9:13'10.669
9	30.096	21.933	22.700	25.631	1'40.360	282,7	9:14'51.029
10	29.168	21.532	21.992	24.939	1'37.631	291,9	9:16'28.660

5° 19 A. BAUTISTA (1'37.206)							
Lap	Seg1	Seg2	Seg3	Seg4	Lap Time	km/h	Local Time
1		23.463	23.230	25.618		230,8	9:01'56.472
2	29.792	21.806	22.375	25.145	1'39.118	282,0	9:03'35.590
3	29.367	21.694	22.149	25.134	1'38.344	295,9	9:05'13.934
4	29.066	21.631	22.395	24.857	1'37.949	281,3	9:06'51.883
5	28.896	24.315	22.151	24.875	1'40.237	293,5	9:08'32.120
6	29.002	21.379	22.032	24.965	1'37.378	287,2	9:10'09.498
7	28.880	21.354	21.963	25.009	1'37.206	289,5	9:11'46.704
8	28.858	21.486	22.439	25.259	1'38.042	274,8	9:13'24.746
9	28.989	21.777	22.064	24.875	1'37.705	298,3	9:15'02.451

10° 71 I. LECUONA (1'37.471)							
Lap	Seg1	Seg2	Seg3	Seg4	Lap Time	km/h	Local Time
1		25.442	23.410	26.068		246,0	9:01'52.257
2	29.371	21.552	22.366	25.225	1'38.514	291,1	9:03'30.771
3	29.276	21.981	22.523	24.955	1'38.735	295,1	9:05'09.506
4	29.160	21.801	22.454	25.101	1'38.516	287,2	9:06'48.022
5	29.144	21.423	22.151	25.042	1'37.760	295,1	9:08'25.782
6	29.254	21.277	23.116	26.236	1'39.883C	293,5	9:10'05.665
7	29.102	21.555	22.198	24.904	1'37.759	297,5	9:11'43.424
8	29.180	21.278	22.160	24.853	1'37.471	296,7	9:13'20.895
9	29.120	21.567	22.031	27.318	1'40.036	294,3	9:15'00.931

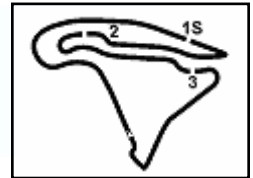
6° 31 G. GERLOFF (1'37.224)							
Lap	Seg1	Seg2	Seg3	Seg4	Lap Time	km/h	Local Time

11° 45 S. REDDING (1'37.577)							
Lap	Seg1	Seg2	Seg3	Seg4	Lap Time	km/h	Local Time

11/09/2022 P = Pits In/Out - C = Lap Time Cancelled

These data/results cannot be reproduced, stored and/or transmitted in whole or in part by any manner of electronic, mechanical, photocopying, recording, broadcasting or otherwise now known or herein after developed without the previous express consent by the copyright owner, except for reproduction in daily press and regular printed publications on sale to the public within 60 days of the event related to those data/results and always provided that copyright symbol appears together as follows below.

© DORNA WSBK ORGANIZATION Srl 2022



Pirelli French Round, 9-11 September 2022

Chronological Analysis Warm Up

1		23.158	23.044	25.442	251,2	9:02'05.902	5	29.487	21.663	22.370	25.002	1'38.522	282,7	9:08'29.001
2	29.510	22.427	22.439	25.223	1'39.599	287,2	6	29.697	21.645	22.265	24.969	1'38.576	262,1	9:10'07.577
3	29.464	21.381	22.138	24.747	1'37.730	289,5	7	29.361	21.555	22.203	25.273	1'38.392	275,5	9:11'45.969
4	29.272	21.576	22.031	24.752	1'37.631	291,1	8	29.755	21.824	22.419	25.107	1'39.105	254,7	9:13'25.074
5	29.141	21.468	22.159	24.809	1'37.577	291,1	9	29.846	23.620	23.663	25.385	1'42.514C	271,4	9:15'07.588
6	29.441	21.459	22.404	27.883	1'41.187P	285,0								
7	2'14.056	21.997	22.441	26.052	3'24.546P	277,6								
8	29.616	21.713	22.980	26.073	1'40.382C	293,5								

12° 60 M. VAN DER MARK [1'37.637]

Lap	Seg1	Seg2	Seg3	Seg4	Lap Time	km/h	Local Time
1		22.849	22.587	25.510		244,3	9:01'49.039
2	29.420	22.007	22.375	25.137	1'38.939	277,6	9:03'27.978
3	29.085	21.557	22.126	25.002	1'37.770	286,5	9:05'05.748
4	29.070	21.515	22.168	25.126	1'37.879	290,3	9:06'43.627
5	29.217	21.593	22.204	25.018	1'38.032	289,5	9:08'21.659
6	29.145	24.372	24.178	26.591	1'44.286	294,3	9:10'05.945
7	29.268	21.483	22.107	24.935	1'37.793	288,0	9:11'43.738
8	29.163	21.522	22.107	24.999	1'37.791	285,0	9:13'21.529
9	29.136	21.451	22.069	24.981	1'37.637	290,3	9:14'59.166
10	29.293	21.584	22.207	24.991	1'38.075	292,7	9:16'37.241

13° 97 X. VIERGE [1'37.658]

Lap	Seg1	Seg2	Seg3	Seg4	Lap Time	km/h	Local Time
1		23.668	23.072	29.655		218,2	9:01'57.039
2	29.437	21.869	22.396	25.026	1'38.728	260,9	9:03'35.767
3	29.672	21.776	22.393	25.015	1'38.856	263,4	9:05'14.623
4	28.965	21.715	22.284	25.152	1'38.116	271,4	9:06'52.739
5	29.073	21.450	22.263	25.105	1'37.891	284,2	9:08'30.630
6	29.152	21.401	22.236	24.869	1'37.658	288,8	9:10'08.288
7	28.920	21.617	22.099	25.355	1'37.991	279,8	9:11'46.279
8	29.171	28.198	22.909	25.303	1'45.581	278,4	9:13'31.860
9	29.249	24.146	24.391	26.849	1'44.635	295,1	9:15'16.495

14° 44 L. MAHIAS [1'37.855]

Lap	Seg1	Seg2	Seg3	Seg4	Lap Time	km/h	Local Time
1		23.133	22.848	25.469		253,5	9:01'58.328
2	29.314	21.733	22.037	25.176	1'38.260	277,6	9:03'36.588
3	29.517	21.687	22.276	25.977	1'39.457	276,2	9:05'16.045
4	29.280	21.597	22.247	25.088	1'38.212	274,1	9:06'54.257
5	29.574	21.669	22.304	24.993	1'38.540	277,6	9:08'32.797
6	29.332	21.520	22.028	24.975	1'37.855	276,2	9:10'10.652
7	29.346	21.769	22.147	25.270	1'38.532	267,3	9:11'49.184
8	29.403	21.572	22.223	25.344	1'38.542	270,0	9:13'27.726
9	29.511	23.339	22.565	25.712	1'41.127	288,0	9:15'08.853

15° 35 H. SYAHRIN [1'38.365]

Lap	Seg1	Seg2	Seg3	Seg4	Lap Time	km/h	Local Time
1		23.155	23.570	25.496		264,7	9:01'47.334
2	30.117	21.893	22.599	24.996	1'39.605	282,0	9:03'26.939
3	29.510	21.536	22.351	25.029	1'38.426	287,2	9:05'05.365
4	29.573	21.756	22.404	24.985	1'38.718	275,5	9:06'44.083
5	29.571	21.495	22.413	24.886	1'38.365	288,0	9:08'22.448
6	34.631	30.980	28.685	32.100	2'06.396P	264,7	9:10'28.844
7	3'46.730	22.602	22.927	25.439	4'57.698P	266,0	9:15'26.542

16° 3 K. NOZANE [1'38.392]

Lap	Seg1	Seg2	Seg3	Seg4	Lap Time	km/h	Local Time
1		23.144	22.932	25.532		250,0	9:01'53.144
2	29.776	21.826	22.271	24.928	1'38.801	276,9	9:03'31.945
3	29.502	22.829	22.443	25.170	1'39.944	280,5	9:05'11.889
4	29.586	21.709	22.390	24.905	1'38.590	276,9	9:06'50.479

17° 5 P. OETTL [1'38.437]

Lap	Seg1	Seg2	Seg3	Seg4	Lap Time	km/h	Local Time	
1			23.010	23.270	26.315	257,8	9:01'52.750	
2	31.408	21.773	22.654	25.313	1'41.148	283,5	9:03'33.898	
3	29.283	Seg1	21.727	22.332	25.320	1'38.662	285,7	9:05'12.560
4	29.143	22.654	25.282	25.141	1'42.220C	268,0	9:06'54.780	
5	29.277	21.849	22.387	25.104	1'38.617	266,0	9:08'33.397	
6	29.351	21.649	22.269	25.168	1'38.437	271,4	9:10'11.834	
7	29.166	21.595	22.510	25.180	1'38.451	281,3	9:11'50.285	
8	29.252	21.604	22.550	25.159	1'38.565	278,4	9:13'28.850	
9	29.256	21.643	22.526	25.546	1'38.971	281,3	9:15'07.821	

18° 36 L. MERCADO [1'38.566]

Lap	Seg1	Seg2	Seg3	Seg4	Lap Time	km/h	Local Time
1		23.219	23.392	25.686		256,5	9:01'47.851
2	30.194	22.121	22.828	25.319	1'40.462	267,3	9:03'28.313
3	29.708	21.615	22.516	25.173	1'39.012	285,0	9:05'07.325
4	29.616	21.339	22.534	25.077	1'38.566	291,9	9:06'45.891
5	29.690	21.644	22.480	25.074	1'38.888	288,8	9:08'24.779
6	29.764	21.592	23.580	26.733	1'41.669	290,3	9:10'06.448
7	29.608	21.449	22.456	25.449	1'38.962	288,8	9:11'45.410
8	29.809	21.787	30.860	25.828	1'48.284	289,5	9:13'33.694
9	30.036	21.707	22.761	25.537	1'40.041	291,1	9:15'13.735

19° 50 E. LAVERTY [1'38.718]

Lap	Seg1	Seg2	Seg3	Seg4	Lap Time	km/h	Local Time
1		23.097	23.201	26.544		242,7	9:01'45.422
2	29.439	22.010	22.642	25.788	1'39.879	269,3	9:03'25.301
3	29.225	21.631	22.487	25.375	1'38.718	290,3	9:05'04.019
4	29.434	21.760	22.589	30.624	1'44.407P	285,7	9:06'48.426
5	2'58.588	22.856	23.315	26.348	4'11.107P	275,5	9:10'59.533
6	29.558	21.585	22.665	25.462	1'39.270	293,5	9:12'38.803
7	29.508	21.503	22.615	25.476	1'39.102	292,7	9:14'17.905
8	29.743	21.710	22.736	25.802	1'39.991	288,8	9:15'57.896

20° 29 L. BERNARDI [1'38.870]

Lap	Seg1	Seg2	Seg3	Seg4	Lap Time	km/h	Local Time
1		22.813	23.071	25.890		252,3	9:01'44.928
2	29.773	21.764	22.354	25.245	1'39.136	279,8	9:03'24.064
3	29.440	21.634	22.432	25.845	1'39.351	287,2	9:05'03.415
4	29.561	22.171	28.604	25.449	1'45.785	291,1	9:06'49.200
5	29.539	22.270	22.347	34.405	1'48.561	291,1	9:08'37.761
6	29.771	22.118	22.470	25.633	1'39.992	288,0	9:10'17.753
7	29.599	24.804	22.968	25.667	1'43.038	290,3	9:12'00.791
8	29.410	21.678	22.418	25.364	1'38.870	283,5	9:13'39.661
9	29.439	22.202	22.546	25.274	1'39.461	287,2	9:15'19.122

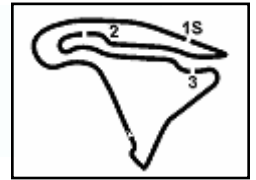
21° 2 R. TAMBURINI [1'39.146]

Lap	Seg1	Seg2	Seg3	Seg4	Lap Time	km/h	Local Time
1		26.621	25.644	28.576		226,4	9:04'35.866
2	31.413	25.230	26.392	31.860	1'54.895	234,8	9:06'30.761
3	30.515	22.290	23.978	25.242	1'42.025	270,7	9:08'12.786
4	29.491	21.889	22.679	25.266	1'39.325	268,7	9:09'52.111
5	29.589	21.931	22.527	25.099	1'39.146	274,8	9:11'31.257
6	29.627	21.731	22.970	28.944	1'43.272	279,8	9:13'14.529
7	29.622	22.020	23.008	25.543	1'40.193	264,1	9:14'54.722

11/09/2022 P = Pits In/Out - C = Lap Time Cancelled

These data/results cannot be reproduced, stored and/or transmitted in whole or in part by any manner of electronic, mechanical, photocopying, recording, broadcasting or otherwise now known or herein after developed without the previous express consent by the copyright owner, except for reproduction in daily press and regular printed publications on sale to the public within 60 days of the event related to those data/results and always provided that copyright symbol appears together as follows below.

© DORNA WSBK ORGANIZATION Srl 2022



8 30.000 22.754 23.283 25.631 1'41.668 259,6 9:16'36.390

22° 99 D. GUTIERREZ [1'39.261]							
Lap	Seg.1	Seg.2	Seg.3	Seg.4	Lap Time	km/h	Local Time
1		23.515	23.170	26.016		242,7	9:01'50.803
2	30.153	22.048	22.940	25.450	1'40.591	279,1	9:03'31.394
3	29.729	22.691	22.735	26.468	1'41.623	277,6	9:05'13.017
4	29.502	21.990	22.702	31.707	1'45.901	278,4	9:06'58.918
5	29.833	22.645	23.033	25.559	1'41.070C	279,1	9:08'39.988
6	29.750	21.727	22.378	25.406	1'39.261	275,5	9:10'19.249
7	29.704	21.776	22.488	25.632	1'39.600	287,2	9:11'58.849
8	30.026	21.827	22.514	25.274	1'39.641	283,5	9:13'38.490
9	29.886	21.791	24.335	28.774	1'44.786P	283,5	9:15'23.276

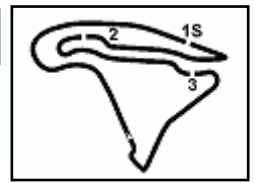
23° 23 C. PONSSON [1'39.673]							
Lap	Seg.1	Seg.2	Seg.3	Seg.4	Lap Time	km/h	Local Time
1		25.971	24.463	27.896		256,5	9:04'45.675
2	30.630	22.893	23.632	26.500	1'43.655	276,9	9:06'29.330
3	30.098	22.138	22.645	25.567	1'40.448	284,2	9:08'09.778
4	29.893	22.075	23.985	27.668	1'43.621	282,7	9:09'53.399
5	29.923	21.968	22.651	25.643	1'40.185	285,0	9:11'33.584
6	29.599	21.978	22.488	25.608	1'39.673	286,5	9:13'13.257
7	29.920	23.635	23.382	25.792	1'42.729	286,5	9:14'55.986
8	29.687	21.945	22.594	25.507	1'39.733	286,5	9:16'35.719

24° 52 D. KONIG [1'39.987]							
Lap	Seg.1	Seg.2	Seg.3	Seg.4	Lap Time	km/h	Local Time
1		24.452	23.328	25.928		224,5	9:01'55.780
2	30.848	22.587	24.498	26.887	1'44.820C	264,7	9:03'40.600
3	30.388	22.201	22.813	25.479	1'40.881	274,1	9:05'21.481
4	30.023	22.465	23.268	25.584	1'41.340C	290,3	9:07'02.821
5	29.981	22.488	22.871	26.001	1'41.341	289,5	9:08'44.162
6	29.950	22.326	22.680	25.438	1'40.394	282,0	9:10'24.556
7	29.948	22.181	22.718	25.506	1'40.353	282,7	9:12'04.909
8	29.947	22.001	22.630	25.409	1'39.987	282,7	9:13'44.896
9	29.887	21.900	22.498	25.709	1'39.994	280,5	9:15'24.890

11/09/2022 P = Pits In/Out - C = Lap Time Cancelled

These data/results cannot be reproduced, stored and/or transmitted in whole or in part by any manner of electronic, mechanical, photocopying, recording, broadcasting or otherwise now known or herein after developed without the previous express consent by the copyright owner, except for reproduction in daily press and regular printed publications on sale to the public within 60 days of the event related to those data/results and always provided that copyright symbol appears together as follows below.

© DORNA WSBK ORGANIZATION Srl 2022



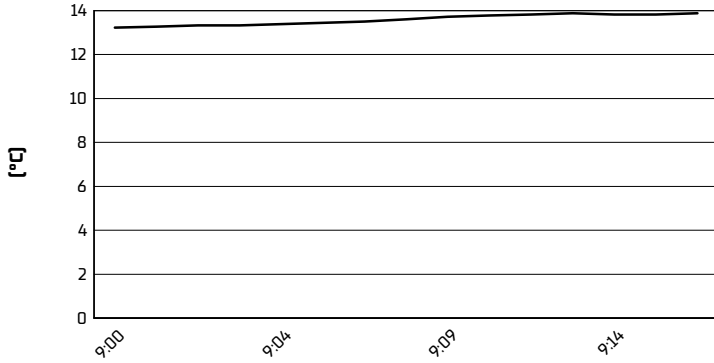
Magny-Cours 4.411 m

Pirelli French Round, 9-11 September 2022

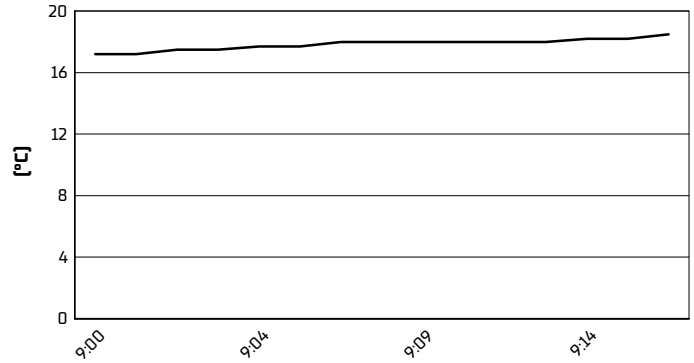
Weather Report Warm Up

Session started 09:00 - Session ended 9:17

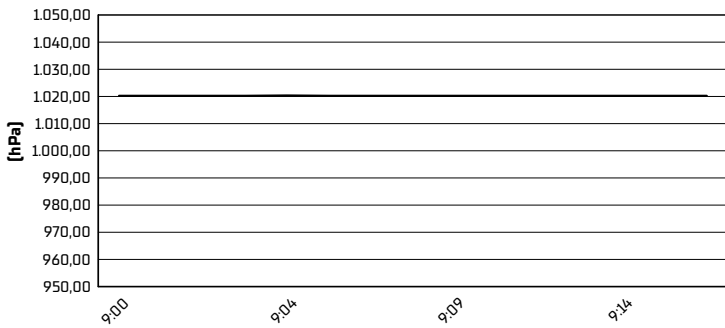
Air Temperature



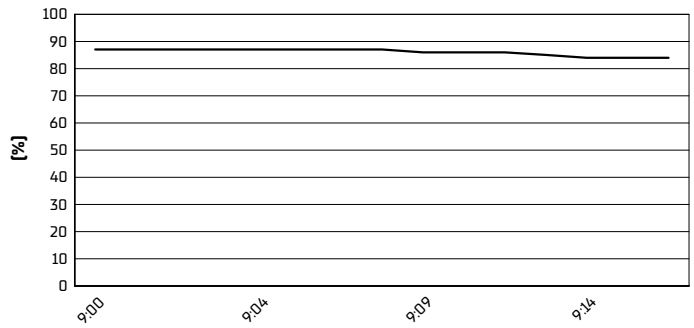
Track Temperature



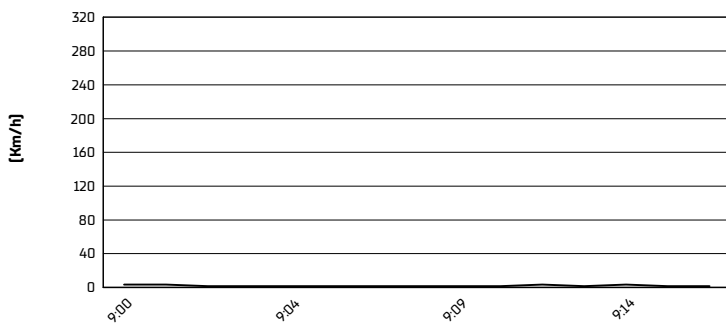
Air Pressure



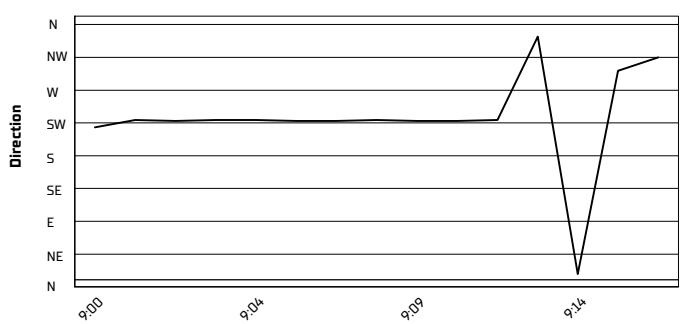
Humidity



Wind Speed



Wind Direction



11/09/2022

These data/results cannot be reproduced, stored and/or transmitted in whole or in part by any manner of electronic, mechanical, photocopying, recording, broadcasting or otherwise now known or herein after developed without the previous express consent by the copyright owner, except for reproduction in daily press and regular printed publications on sale to the public within 60 days of the event related to those data/results and always provided that copyright symbol appears together as follows below.

© DORNA WSBK ORGANIZATION Srl 2022