

Pirelli French Round, 9–11 September 2022
Results Free Practice 2nd Session

No.	Rider	Nat	Team	Bike	Class	Time	Gap	Rel.	Laps	Speed	
										Avg	Max
1	53 V. DEBISE	FRA	GMT94 Yamaha	Yamaha YZF R6		1'41.776			21	156,025	251,2
2	64 F. CARICASULO	ITA	Althea Racing	Ducati Panigale V2		1'41.799	0.023	0.023	14	155,990	258,4
3	77 D. AEGERTER	SUI	Ten Kate Racing Yamaha	Yamaha YZF R6		1'41.915	0.139	0.116	12	155,812	253,5
4	99 A. HUERTAS	ESP	MTM Kawasaki	Kawasaki ZX-6R		1'42.134	0.358	0.219	15	155,478	258,4
5	11 N. BULEGA	ITA	Aruba.it Racing WorldSSP Team	Ducati Panigale V2		1'42.212	0.436	0.078	14	155,359	255,3
6	16 J. CLUZEL	FRA	GMT94 Yamaha	Yamaha YZF R6		1'42.334	0.558	0.122	13	155,174	257,1
7	38 H. SOOMER	EST	Dynavolt Triumph	Triumph Street Triple RS		1'42.574	0.798	0.240	14	154,811	255,3
8	66 N. TUULI	FIN	MV Agusta Reparto Corse	MV Agusta F3 800 RR		1'42.580	0.804	0.006	16	154,802	255,9
9	94 A. VERDOIA	FRA	GMT94 Yamaha	Yamaha YZF R6		1'42.629	0.853	0.049	11	154,728	253,5
10	17 K. SMITH	GBR	VFT Racing	Yamaha YZF R6		1'42.668	0.892	0.039	18	154,669	251,2
11	61 C. ONCU	TUR	Kawasaki Puccetti Racing	Kawasaki ZX-6R		1'42.777	1.001	0.109	19	154,505	254,1
12	3 R. DE ROSA	ITA	Orelac Racing Verdunatura WorldSSP	Ducati Panigale V2		1'42.932	1.156	0.155	18	154,273	253,5
13	62 S. MANZI	ITA	Dynavolt Triumph	Triumph Street Triple RS		1'43.047	1.271	0.115	18	154,101	255,9
14	56 P. SEBESTYEN	HUN	Evan Bros.WorldSSP Yamaha Team	Yamaha YZF R6		1'43.335	1.559	0.288	16	153,671	250,6
15	55 Y. MONTELLA	ITA	Kawasaki Puccetti Racing	Kawasaki ZX-6R		1'43.475	1.699	0.140	12	153,463	250,6
16	28 G. VAN STRAALLEN	NED	EAB Racing Team	Yamaha YZF R6		1'43.482	1.706	0.007	7	153,453	246,0
17	32 O. BAYLISS	AUS	BARNI Spark Racing Team	Ducati Panigale V2		1'43.499	1.723	0.017	18	153,428	255,3
18	69 T. BOOTH-AMOS	GBR	Prodina Racing WorldSSP	Kawasaki ZX-6R	*	1'43.529	1.753	0.030	12	153,383	250,0
19	23 I. VINALES	ESP	D34G Racing	Ducati Panigale V2	*	1'43.674	1.898	0.145	16	153,169	253,5
20	54 B. SOFUOGLU	TUR	MV Agusta Reparto Corse	MV Agusta F3 800 RR	*	1'43.810	2.034	0.136	19	152,968	254,7
21	10 U. ORRADRE	ESP	MS Racing Yamaha WorldSSP	Yamaha YZF R6		1'43.874	2.098	0.064	18	152,874	252,3
22	21 B. CURRIE	AUS	Motozoo Racing by Puccetti	Kawasaki ZX-6R		1'43.971	2.195	0.097	19	152,731	255,9
23	9 S. JESPERSEN	DEN	Kallio Racing	Yamaha YZF R6	*	1'44.121	2.345	0.150	19	152,511	250,0
24	73 M. KOFLER	AUT	CM Racing	Ducati Panigale V2		1'44.285	2.509	0.164	15	152,271	254,1
25	50 O. VOSTATEK	CZE	MS Racing Yamaha WorldSSP	Yamaha YZF R6		1'44.491	2.715	0.206	18	151,971	247,7
26	22 F. FULIGNI	ITA	D34G Racing	Ducati Panigale V2	*	1'44.805	3.029	0.314	19	151,516	250,6
27	7 L. BALDASSARRI	ITA	Evan Bros.WorldSSP Yamaha Team	Yamaha YZF R6		1'45.181	3.405	0.376	9	150,974	250,6
28	6 J. BUIJS	NED	Motozoo Racing by Puccetti	Kawasaki ZX-6R	*	1'45.262	3.486	0.081	11	150,858	248,3
29	24 L. TACCINI	ITA	Ten Kate Racing Yamaha	Yamaha YZF R6		1'45.759	3.983	0.497	15	150,149	253,5
30	52 P. HOBELSBERGER	GER	Kallio Racing	Yamaha YZF R6		1'45.794	4.018	0.035	13	150,099	250,6
----- Out 105% in this Session -----											
31	25 M. BRENNER	SUI	VFT Racing	Yamaha YZF R6	*				0		
32	42 M. GREGORIO	FRA	GMT94 Yamaha	Yamaha YZF R6					0		

Qualifying Lap Time [105% of 1'41.776]: 1'46.865

* WorldSSP Challenge

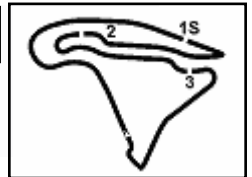
AIR	Humidity:	70%	Temp:	19°C
TRACK	Condition:	Dry	Temp:	22°C

Records	Pole	(SP)	2021	L.Bernardi	1'40.330	158,270	Km/h
	Race	(RC)	2018	S.Cortese	1'41.185	156,940	Km/h
	All Times	(SP)	2021	L.Bernardi	1'40.330	158,270	Km/h

Start 09/09/2022 16:00 End 16:54 The results are provisional until the end of the time limit for protests and appeals and the completion of the technical checks.

These data/results cannot be reproduced, stored and/or transmitted in whole or in part by any manner of electronic, mechanical, photocopying, recording, broadcasting or otherwise now known or herein after developed without the previous express consent by the copyright owner, except for reproduction in daily press and regular printed publications on sale to the public within 60 days of the event related to those data/results and always provided that copyright symbol appears together as follows below.

© DORNA WSBK ORGANIZATION Srl 2022



Pirelli French Round, 9–11 September 2022
Results Free Practice 2nd Session

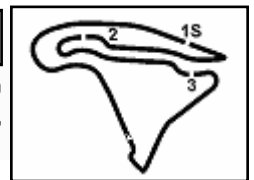
Session Highlights

Local Time	No. Rider	Description
16.00.00		Start
16.00.10		WorldSSP Pit Intervention Time: 1min 00secs
16.07.09	53 V. DEBISE	Current Lap Cancelled - Exceeded Track Limits - Turn 6
16.07.11	99 A. HUERTAS	Current Lap Cancelled - Exceeded Track Limits - Turn 6
16.11.01	69 T. BOOTH-AMOS	Current Lap Cancelled - Exceeded Track Limits - Turn 11
16.17.12	54 B. SOFUOGLU	On the Gravel - Re-Joined - Turn 1
16.17.47	54 B. SOFUOGLU	Current Lap Cancelled - Exceeded Track Limits - Turn 6
16.21.34	69 T. BOOTH-AMOS	Current Lap Cancelled - Exceeded Track Limits - Turn 6
16.22.28	55 Y. MONTELLA	Crashed - Turn 9
16.24.46	24 L. TACCINI	Current Lap Cancelled - Exceeded Track Limits - Turn 6
16.28.29	54 B. SOFUOGLU	Current Lap Cancelled - Exceeded Track Limits - Turn 11
16.28.55	69 T. BOOTH-AMOS	Crashed - Turn 9
16.29.13	69 T. BOOTH-AMOS	Re-joined
16.29.14	69 T. BOOTH-AMOS	Current Lap Cancelled - Exceeded Track Limits - Turn 11
16.29.58	56 P. SEBESTYEN	Lap Cancelled [1'49.623] - Yellow Flag - Turn 9
16.30.03	38 H. SOOMER	Lap Cancelled [1'46.829] - Yellow Flag - Turn 9
16.30.07	23 I. VINALES	Lap Cancelled [1'22.867] - Yellow Flag - Turn 9
16.30.12	64 F. CARICASULO	Lap Cancelled [1'46.678] - Yellow Flag - Turn 9
16.30.14	24 L. TACCINI	Current Lap Cancelled - Exceeded Track Limits - Turn 6
16.30.18	50 O. VOSTATEK	Lap Cancelled [1'47.009] - Yellow Flag - Turn 9
16.30.22	53 V. DEBISE	Lap Cancelled [1'46.052] - Yellow Flag - Turn 9
16.30.28	10 U. ORRADRE	Lap Cancelled [1'48.755] - Yellow Flag - Turn 9
16.30.32	24 L. TACCINI	Lap Cancelled [1'51.331] - Yellow Flag - Turn 9
16.30.38	3 R. DE ROSA	Lap Cancelled [1'0'20.525] - Yellow Flag - Turn 9
16.30.43	66 N. TUULI	Lap Cancelled [1'48.612] - Yellow Flag - Turn 9
16.30.48	21 B. CURRIE	Lap Cancelled [1'51.961] - Yellow Flag - Turn 9
16.30.53	32 O. BAYLISS	Lap Cancelled [1'50.580] - Yellow Flag - Turn 9
16.30.58	17 K. SMITH	Lap Cancelled [1'51.144] - Yellow Flag - Turn 9
16.31.03	73 M. KOFLER	Lap Cancelled [1'59.724] - Yellow Flag - Turn 9
16.31.06		RED FLAG
16.31.14	99 A. HUERTAS	Current Lap Cancelled - Exceeded Track Limits - Turn 11
16.31.18	62 S. MANZI	Current Lap Cancelled - Exceeded Track Limits - Turn 11
16.31.19	9 S. JESPERSEN	Lap Cancelled [1'47.531] - Yellow Flag - Turn 9
16.31.23	77 D. AEGERTER	Lap Cancelled [1'51.144] - Yellow Flag - Turn 9
16.31.33	61 C. ONCU	Lap Cancelled [1'48.946] - Yellow Flag - Turn 9
16.32.53	3 R. DE ROSA	Lap Cancelled [1'46.904] - Yellow Flag - Turn 9
16.32.58	66 N. TUULI	Lap Cancelled [1'47.394] - Yellow Flag - Turn 9
16.33.03	10 U. ORRADRE	Lap Cancelled [1'53.198] - Yellow Flag - Turn 9
16.33.08	11 N. BULEGA	Lap Cancelled [1'47.790] - Yellow Flag - Turn 9
16.33.19	17 K. SMITH	Lap Cancelled [1'51.049] - Yellow Flag - Turn 9
16.33.23	32 O. BAYLISS	Lap Cancelled [1'48.059] - Yellow Flag - Turn 9
16.33.28	24 L. TACCINI	Lap Cancelled [1'48.712] - Yellow Flag - Turn 9
16.33.33	21 B. CURRIE	Lap Cancelled [1'49.759] - Yellow Flag - Turn 9
16.38.00		Session Restart
16.40.47	6 J. BUIS	Current Lap Cancelled - Exceeded Track Limits - Turn 6
16.42.53	7 L. BALDASSARRI	Crashed - Turn 2
16.44.35	28 G. VAN STRAALEN	Current Lap Cancelled - Exceeded Track Limits - Turn 11
16.44.54	24 L. TACCINI	Current Lap Cancelled - Exceeded Track Limits - Turn 6
16.46.34	3 R. DE ROSA	Lap Cancelled [1'44.996] - Yellow Flag - Turn 2
16.46.39	53 V. DEBISE	Lap Cancelled [1'45.377] - Yellow Flag - Turn 2
16.46.44	62 S. MANZI	Lap Cancelled [1'43.963] - Yellow Flag - Turn 2
16.46.49	77 D. AEGERTER	Lap Cancelled [1'43.508] - Yellow Flag - Turn 2
16.46.54	54 B. SOFUOGLU	Lap Cancelled [1'45.456] - Yellow Flag - Turn 2
16.46.59	9 S. JESPERSEN	Lap Cancelled [1'45.342] - Yellow Flag - Turn 2
16.47.05	24 L. TACCINI	Current Lap Cancelled - Exceeded Track Limits - Turn 11
16.47.10	52 P. HOBELSBERGER	Lap Cancelled [1'48.773] - Yellow Flag - Turn 2

09/09/2022 Start 16:00 End 16:54 The results are provisional until the end of the time limit for protests and appeals and the completion of the technical checks.

These data/results cannot be reproduced, stored and/or transmitted in whole or in part by any manner of electronic, mechanical, photocopying, recording, broadcasting or otherwise now known or herein after developed without the previous express consent by the copyright owner, except for reproduction in daily press and regular printed publications on sale to the public within 60 days of the event related to those data/results and always provided that copyright symbol appears together as follows below.

© DORNA WSBK ORGANIZATION Srl 2022



Pirelli French Round, 9–11 September 2022
Results Free Practice 2nd Session

16.48.13	99 A. HUERTAS	Current Lap Cancelled - Exceeded Track Limits - Turn 6
16.49.41	69 T. BOOTH-AMOS	Crashed - Turn 3
16.52.21	24 L. TACCINI	Current Lap Cancelled - Exceeded Track Limits - Turn 11
16.54.16	53 V. DEBISE	Lap Cancelled [1'42.207] - Yellow Flag - Turn 3
16.54.21	24 L. TACCINI	Lap Cancelled [1'44.060] - Yellow Flag - Turn 3
16.54.26	16 J. CLUZEL	Lap Cancelled [1'46.732] - Yellow Flag - Turn 3
16.54.31	3 R. DE ROSA	Lap Cancelled [1'43.018] - Yellow Flag - Turn 3
16.54.35	62 S. MANZI	Lap Cancelled [1'49.192] - Yellow Flag - Turn 3
16.54.53		End Of Session

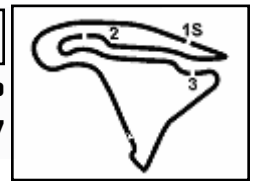
Fastest Laps Sequence

No.	Rider	Nat	Team	Bike	Local Time	Time	Gap	Avg
53	V. DEBISE	FRA	GMT94 Yamaha	Yamaha YZF R6	16:04'09.361	1'58.122		134,434
55	Y. MONTELLA	ITA	Kawasaki Puccetti Racing	Kawasaki ZX-6R	16:04'12.001	1'56.397	-1.725	136,426
17	K. SMITH	GBR	VFT Racing	Yamaha YZF R6	16:04'20.224	1'56.319	-0.078	136,518
21	B. CURRIE	AUS	Motozoo Racing by Puccetti	Kawasaki ZX-6R	16:06'06.178	1'55.808	-0.511	137,120
16	J. CLUZEL	FRA	GMT94 Yamaha	Yamaha YZF R6	16:08'57.794	1'55.722	-0.086	137,222
3	R. DE ROSA	ITA	Orelac Racing Verdnatura WorldSSP	Ducati Panigale V2	16:09'32.387	1'55.347	-0.375	137,668
69	T. BOOTH-AMOS	GBR	Prodina Racing WorldSSP	Kawasaki ZX-6R	16:09'35.131	1'54.004	-1.343	139,290
7	L. BALDASSARRI	ITA	Evan Bros.WorldSSP Yamaha Team	Yamaha YZF R6	16:12'17.045	1'53.655	-0.349	139,718
7	L. BALDASSARRI	ITA	Evan Bros.WorldSSP Yamaha Team	Yamaha YZF R6	16:14'10.072	1'53.027	-0.628	140,494
7	L. BALDASSARRI	ITA	Evan Bros.WorldSSP Yamaha Team	Yamaha YZF R6	16:16'00.580	1'50.508	-2.519	143,696
17	K. SMITH	GBR	VFT Racing	Yamaha YZF R6	16:16'57.939	1'49.518	-0.990	144,995
17	K. SMITH	GBR	VFT Racing	Yamaha YZF R6	16:18'46.425	1'48.486	-1.032	146,375
17	K. SMITH	GBR	VFT Racing	Yamaha YZF R6	16:20'32.944	1'46.519	-1.967	149,078
17	K. SMITH	GBR	VFT Racing	Yamaha YZF R6	16:22'19.364	1'46.420	-0.099	149,216
64	F. CARICASULO	ITA	Althea Racing	Ducati Panigale V2	16:25'15.003	1'45.820	-0.600	150,062
53	V. DEBISE	FRA	GMT94 Yamaha	Yamaha YZF R6	16:25'23.971	1'45.239	-0.581	150,891
53	V. DEBISE	FRA	GMT94 Yamaha	Yamaha YZF R6	16:27'08.613	1'44.642	-0.597	151,752
17	K. SMITH	GBR	VFT Racing	Yamaha YZF R6	16:27'40.332	1'44.476	-0.166	151,993
53	V. DEBISE	FRA	GMT94 Yamaha	Yamaha YZF R6	16:28'53.012	1'44.399	-0.077	152,105
53	V. DEBISE	FRA	GMT94 Yamaha	Yamaha YZF R6	16:30'36.807	1'43.795	-0.604	152,990
99	A. HUERTAS	ESP	MTM Kawasaki	Kawasaki ZX-6R	16:42'14.648	1'43.167	-0.628	153,921
99	A. HUERTAS	ESP	MTM Kawasaki	Kawasaki ZX-6R	16:43'57.551	1'42.903	-0.264	154,316
99	A. HUERTAS	ESP	MTM Kawasaki	Kawasaki ZX-6R	16:45'39.685	1'42.134	-0.769	155,478
64	F. CARICASULO	ITA	Althea Racing	Ducati Panigale V2	16:48'43.844	1'41.799	-0.335	155,990
53	V. DEBISE	FRA	GMT94 Yamaha	Yamaha YZF R6	16:52'44.544	1'41.776	-0.023	156,025

Start 09/09/2022 16:00 End 16:54 The results are provisional until the end of the time limit for protests and appeals and the completion of the technical checks.

These data/results cannot be reproduced, stored and/or transmitted in whole or in part by any manner of electronic, mechanical, photocopying, recording, broadcasting or otherwise now known or herein after developed without the previous express consent by the copyright owner, except for reproduction in daily press and regular printed publications on sale to the public within 60 days of the event related to those data/results and always provided that copyright symbol appears together as follows below.

© DORNA WSBK ORGANIZATION Srl 2022



Pirelli French Round, 9-11 September 2022
Free Practices Combined Results after FP2

No.	Rider	Nat	Team	Bike	Class	FP1	FP2	Time	Gap	Rel.	Avg	LL
1	53 V. DEBISE	FRA	GMT94 Yamaha	Yamaha YZF R6		1'49.480	1'41.776	1'41.776			156,025	39
2	64 F. CARICASULO	ITA	Althea Racing	Ducati Panigale V2		1'52.205	1'41.799	1'41.799	0.023	0.023	155,990	27
3	77 D. AEGERTER	SUI	Ten Kate Racing Yamaha	Yamaha YZF R6		1'53.289	1'41.915	1'41.915	0.139	0.116	155,812	24
4	99 A. HUERTAS	ESP	MTM Kawasaki	Kawasaki ZX-6R		1'46.661	1'42.134	1'42.134	0.358	0.219	155,478	24
5	11 N. BULEGA	ITA	Aruba.it Racing WorldSSP Team	Ducati Panigale V2		1'58.638	1'42.212	1'42.212	0.436	0.078	155,359	17
6	16 J. CLUZEL	FRA	GMT94 Yamaha	Yamaha YZF R6		1'58.534	1'42.334	1'42.334	0.558	0.122	155,174	18
7	38 H. SOOMER	EST	Dynavolt Triumph	Triumph Street Triple RS		1'53.836	1'42.574	1'42.574	0.798	0.240	154,811	28
8	66 N. TUULI	FIN	MV Agusta Reparto Corse	MV Agusta F3 800 RR			1'42.580	1'42.580	0.804	0.006	154,802	17
9	94 A. VERDOIA	FRA	GMT94 Yamaha	Yamaha YZF R6		1'58.100	1'42.629	1'42.629	0.853	0.049	154,728	19
10	17 K. SMITH	GBR	VFT Racing	Yamaha YZF R6		1'50.573	1'42.668	1'42.668	0.892	0.039	154,669	26
11	61 C. ONCU	TUR	Kawasaki Puccetti Racing	Kawasaki ZX-6R		1'57.345	1'42.777	1'42.777	1.001	0.109	154,505	27
12	3 R. DE ROSA	ITA	Drelac Racing Verdnatura WorldSSP	Ducati Panigale V2		1'48.845	1'42.932	1'42.932	1.156	0.155	154,273	30
13	62 S. MANZI	ITA	Dynavolt Triumph	Triumph Street Triple RS		1'55.716	1'43.047	1'43.047	1.271	0.115	154,101	34
14	56 P. SEBESTYEN	HUN	Evan Bros.WorldSSP Yamaha Team	Yamaha YZF R6		1'50.754	1'43.335	1'43.335	1.559	0.288	153,671	27
15	55 Y. MONTELLA	ITA	Kawasaki Puccetti Racing	Kawasaki ZX-6R		1'49.998	1'43.475	1'43.475	1.699	0.140	153,463	25
16	28 G. VAN STRAALEN	NED	EAB Racing Team	Yamaha YZF R6		1'49.751	1'43.482	1'43.482	1.706	0.007	153,453	16
17	32 D. BAYLISS	AUS	BARNI Spark Racing Team	Ducati Panigale V2		2'03.102	1'43.499	1'43.499	1.723	0.017	153,428	23
18	69 T. BOOTH-AMOS	GBR	Prodina Racing WorldSSP	Kawasaki ZX-6R	*	1'52.272	1'43.529	1'43.529	1.753	0.030	153,383	25
19	23 I. VINALES	ESP	D34G Racing	Ducati Panigale V2	*	1'48.109	1'43.674	1'43.674	1.898	0.145	153,169	30
20	54 B. SOFUOGLU	TUR	MV Agusta Reparto Corse	MV Agusta F3 800 RR	*	1'54.933	1'43.810	1'43.810	2.034	0.136	152,968	26
21	10 U. ORRADRE	ESP	MS Racing Yamaha WorldSSP	Yamaha YZF R6		1'53.812	1'43.874	1'43.874	2.098	0.064	152,874	33
22	21 B. CURRIE	AUS	Motozoo Racing by Puccetti	Kawasaki ZX-6R		1'54.135	1'43.971	1'43.971	2.195	0.097	152,731	38
23	9 S. JESPERSEN	DEN	Kallio Racing	Yamaha YZF R6	*	1'55.037	1'44.121	1'44.121	2.345	0.150	152,511	35
24	73 M. KOFLER	AUT	CM Racing	Ducati Panigale V2		1'56.761	1'44.285	1'44.285	2.509	0.164	152,271	30
25	50 O. VOSTATEK	CZE	MS Racing Yamaha WorldSSP	Yamaha YZF R6		1'50.986	1'44.491	1'44.491	2.715	0.206	151,971	33
26	22 F. FULIGNI	ITA	D34G Racing	Ducati Panigale V2	*	1'54.701	1'44.805	1'44.805	3.029	0.314	151,516	35
27	7 L. BALDASSARRI	ITA	Evan Bros.WorldSSP Yamaha Team	Yamaha YZF R6		1'48.434	1'45.181	1'45.181	3.405	0.376	150,974	23
28	6 J. BUIS	NED	Motozoo Racing by Puccetti	Kawasaki ZX-6R	*	1'55.277	1'45.262	1'45.262	3.486	0.081	150,858	29
29	24 L. TACCINI	ITA	Ten Kate Racing Yamaha	Yamaha YZF R6		2'00.654	1'45.759	1'45.759	3.983	0.497	150,149	24
30	52 P. HOBELSBERGER	GER	Kallio Racing	Yamaha YZF R6		2'05.657	1'45.794	1'45.794	4.018	0.035	150,099	21
31	25 M. BRENNER	SUI	VFT Racing	Yamaha YZF R6	*	1'59.495		1'59.495	17.719	13.701	132,889	6
32	42 M. GREGORIO	FRA	GMT94 Yamaha	Yamaha YZF R6		2'07.755		2'07.755	25.979	8.260	124,297	1

* WorldSSP Challenge

09/09/2022

These data/results cannot be reproduced, stored and/or transmitted in whole or in part by any manner of electronic, mechanical, photocopying, recording, broadcasting or otherwise now known or herein after developed without the previous express consent by the copyright owner, except for reproduction in daily press and regular printed publications on sale to the public within 60 days of the event related to those data/results and always provided that copyright symbol appears together as follows below.

© DORNA WSBK ORGANIZATION Srl 2022

Pirelli French Round, 9-11 September 2022
Best Sectors & Speed Free Practice 2nd Session

BEST LAP			
1	53	V. DEBISE	Yamaha YZF R6 1'41.776
2	64	F. CARICASULO	Ducati Panigale V2 1'41.799
3	77	D. AEGERTER	Yamaha YZF R6 1'41.915
4	99	A. HUERTAS	Kawasaki ZX-6R 1'42.134
5	11	N. BULEGA	Ducati Panigale V2 1'42.212
6	16	J. CLUZEL	Yamaha YZF R6 1'42.334
7	38	H. SOOMER	Triumph Street Triple RS 1'42.574
8	66	N. TUULI	MV Agusta F3 800 RR 1'42.580
9	94	A. VERDOIA	Yamaha YZF R6 1'42.629
10	17	K. SMITH	Yamaha YZF R6 1'42.668
11	61	C. ONCU	Kawasaki ZX-6R 1'42.777
12	3	R. DE ROSA	Ducati Panigale V2 1'42.932
13	62	S. MANZI	Triumph Street Triple RS 1'43.047
14	56	P. SEBESTYEN	Yamaha YZF R6 1'43.335
15	55	Y. MONTELLA	Kawasaki ZX-6R 1'43.475
16	28	G. VAN STRAALEN	Yamaha YZF R6 1'43.482
17	32	D. BAYLISS	Ducati Panigale V2 1'43.499
18	69	T. BOOTH-AMOS	Kawasaki ZX-6R 1'43.529
19	23	I. VINALES	Ducati Panigale V2 1'43.674
20	54	B. SOFUOGLU	MV Agusta F3 800 RR 1'43.810
21	10	U. ORRADRE	Yamaha YZF R6 1'43.874
22	21	B. CURRIE	Kawasaki ZX-6R 1'43.971
23	9	S. JESPERSEN	Yamaha YZF R6 1'44.121
24	73	M. KOFLER	Ducati Panigale V2 1'44.285
25	50	D. VOSTATEK	Yamaha YZF R6 1'44.491
26	22	F. FULIGNI	Ducati Panigale V2 1'44.805
27	7	L. BALDASSARRI	Yamaha YZF R6 1'45.181
28	6	J. BUIS	Kawasaki ZX-6R 1'45.262
29	24	L. TACCINI	Yamaha YZF R6 1'45.759
30	52	P. HOBELSBERGER	Yamaha YZF R6 1'45.794
31	25	M. BRENNER	Yamaha YZF R6
32	42	M. GREGORIO	Yamaha YZF R6

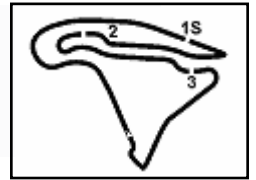
SPEED			
1	64	F. CARICASULO	Ducati Panigale V2 258,4
2	99	A. HUERTAS	Kawasaki ZX-6R 258,4
3	16	J. CLUZEL	Yamaha YZF R6 257,1
4	62	S. MANZI	Triumph Street Triple RS 255,9
5	21	B. CURRIE	Kawasaki ZX-6R 255,9
6	66	N. TUULI	MV Agusta F3 800 RR 255,9
7	32	D. BAYLISS	Ducati Panigale V2 255,3
8	38	H. SOOMER	Triumph Street Triple RS 255,3
9	11	N. BULEGA	Ducati Panigale V2 255,3
10	54	B. SOFUOGLU	MV Agusta F3 800 RR 254,7
11	61	C. ONCU	Kawasaki ZX-6R 254,1
12	73	M. KOFLER	Ducati Panigale V2 254,1
13	3	R. DE ROSA	Ducati Panigale V2 253,5
14	23	I. VINALES	Ducati Panigale V2 253,5
15	24	L. TACCINI	Yamaha YZF R6 253,5
16	77	D. AEGERTER	Yamaha YZF R6 253,5
17	94	A. VERDOIA	Yamaha YZF R6 253,5
18	10	U. ORRADRE	Yamaha YZF R6 252,3
19	17	K. SMITH	Yamaha YZF R6 251,2
20	53	V. DEBISE	Yamaha YZF R6 251,2
21	55	Y. MONTELLA	Kawasaki ZX-6R 250,6
22	7	L. BALDASSARRI	Yamaha YZF R6 250,6
23	56	P. SEBESTYEN	Yamaha YZF R6 250,6
24	22	F. FULIGNI	Ducati Panigale V2 250,6
25	52	P. HOBELSBERGER	Yamaha YZF R6 250,6
26	69	T. BOOTH-AMOS	Kawasaki ZX-6R 250,0
27	9	S. JESPERSEN	Yamaha YZF R6 250,0
28	6	J. BUIS	Kawasaki ZX-6R 248,3
29	50	D. VOSTATEK	Yamaha YZF R6 247,7
30	28	G. VAN STRAALEN	Yamaha YZF R6 246,0

SEG. 1			SEG. 2			SEG. 3			SEG. 4						
1	77	D. AEGERTER	31.078	1	64	F. CARICASULO	22.006	1	53	V. DEBISE	22.744	1	53	V. DEBISE	25.485
2	66	N. TUULI	31.104	2	53	V. DEBISE	22.021	2	64	F. CARICASULO	22.780	2	11	N. BULEGA	25.590
3	99	A. HUERTAS	31.120	3	77	D. AEGERTER	22.038	3	99	A. HUERTAS	22.803	3	17	K. SMITH	25.691
4	16	J. CLUZEL	31.135	4	99	A. HUERTAS	22.048	4	66	N. TUULI	22.945	4	64	F. CARICASULO	25.697
5	11	N. BULEGA	31.218	5	11	N. BULEGA	22.082	5	77	D. AEGERTER	22.963	5	99	A. HUERTAS	25.724
6	64	F. CARICASULO	31.238	6	38	H. SOOMER	22.092	6	3	R. DE ROSA	22.996	6	94	A. VERDOIA	25.743
7	3	R. DE ROSA	31.374	7	94	A. VERDOIA	22.149	7	16	J. CLUZEL	23.012	7	77	D. AEGERTER	25.784
8	53	V. DEBISE	31.405	8	28	G. VAN STRAALEN	22.167	8	56	P. SEBESTYEN	23.087	8	66	N. TUULI	25.788
9	54	B. SOFUOGLU	31.416	9	17	K. SMITH	22.182	9	94	A. VERDOIA	23.105	9	61	C. ONCU	25.798
10	17	K. SMITH	31.419	10	62	S. MANZI	22.193	10	11	N. BULEGA	23.159	10	38	H. SOOMER	25.803
11	94	A. VERDOIA	31.426	11	61	C. ONCU	22.202	11	61	C. ONCU	23.174	11	16	J. CLUZEL	25.835
12	38	H. SOOMER	31.430	12	32	D. BAYLISS	22.215	12	38	H. SOOMER	23.175	12	69	T. BOOTH-AMOS	25.927
13	21	B. CURRIE	31.533	13	3	R. DE ROSA	22.280	13	28	G. VAN STRAALEN	23.211	13	62	S. MANZI	25.950
14	32	D. BAYLISS	31.543	14	55	Y. MONTELLA	22.301	14	17	K. SMITH	23.215	14	23	I. VINALES	25.988
15	61	C. ONCU	31.567	15	16	J. CLUZEL	22.321	15	32	D. BAYLISS	23.249	15	55	Y. MONTELLA	25.999
16	55	Y. MONTELLA	31.624	16	69	T. BOOTH-AMOS	22.350	16	62	S. MANZI	23.278	16	28	G. VAN STRAALEN	26.023
17	62	S. MANZI	31.626	17	54	B. SOFUOGLU	22.387	17	69	T. BOOTH-AMOS	23.327	17	10	U. ORRADRE	26.025
18	23	I. VINALES	31.679	18	56	P. SEBESTYEN	22.395	18	55	Y. MONTELLA	23.353	18	3	R. DE ROSA	26.033
19	56	P. SEBESTYEN	31.683	19	66	N. TUULI	22.405	19	9	S. JESPERSEN	23.432	19	56	P. SEBESTYEN	26.054
20	10	U. ORRADRE	31.695	20	7	L. BALDASSARRI	22.423	20	10	U. ORRADRE	23.446	20	32	D. BAYLISS	26.082
21	24	L. TACCINI	31.717	21	9	S. JESPERSEN	22.436	21	23	I. VINALES	23.460	21	21	B. CURRIE	26.137
22	22	F. FULIGNI	31.753	22	50	D. VOSTATEK	22.469	22	22	F. FULIGNI	23.512	22	73	M. KOFLER	26.155
23	73	M. KOFLER	31.803	23	73	M. KOFLER	22.497	23	50	D. VOSTATEK	23.572	23	7	L. BALDASSARRI	26.195
24	69	T. BOOTH-AMOS	31.817	24	22	F. FULIGNI	22.504	24	21	B. CURRIE	23.579	24	50	D. VOSTATEK	26.218
25	9	S. JESPERSEN	31.836	25	23	I. VINALES	22.528	25	24	L. TACCINI	23.580	25	24	L. TACCINI	26.258
26	6	J. BUIS	32.008	26	21	B. CURRIE	22.544	26	54	B. SOFUOGLU	23.622	26	9	S. JESPERSEN	26.265
27	28	G. VAN STRAALEN	32.081	27	24	L. TACCINI	22.546	27	6	J. BUIS	23.623	27	54	B. SOFUOGLU	26.385
28	50	D. VOSTATEK	32.106	28	10	U. ORRADRE	22.556	28	73	M. KOFLER	23.665	28	52	P. HOBELSBERGER	26.490
29	52	P. HOBELSBERGER	32.272	29	6	J. BUIS	22.805	29	52	P. HOBELSBERGER	23.968	29	6	J. BUIS	26.538
30	7	L. BALDASSARRI	32.357	30	52	P. HOBELSBERGER	22.992	30	7	L. BALDASSARRI	24.206	30	22	F. FULIGNI	26.720

09/09/2022

These data/results cannot be reproduced, stored and/or transmitted in whole or in part by any manner of electronic, mechanical, photocopying, recording, broadcasting or otherwise now known or herein after developed without the previous express consent by the copyright owner, except for reproduction in daily press and regular printed publications on sale to the public within 60 days of the event related to those data/results and always provided that copyright symbol appears together as follows below.

© DORNA WSBK ORGANIZATION Srl 2022



Magny-Cours 4.411 m

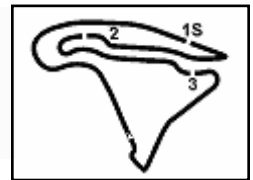
Pirelli French Round, 9–11 September 2022
Ideal Times Free Practice 2nd Session

No.	Rider	Nat	Bike	Seg. 1	Seg. 2	Seg. 3	Seg. 4	Ideal Time			
				Diff. 1	Diff. 2	Diff. 3	Diff. 4	Best Lap	Pos.	Diff.	
1	53 V. DEBISE	FRA	Yamaha YZF R6	31.405	22.021 +0.057	22.744	25.485 +0.064	1'41.655	1'41.776	1	0.121
2	99 A. HUERTAS	ESP	Kawasaki ZX-6R	31.120 +0.208	22.048	22.803 +0.199	25.724 +0.032	1'41.695	1'42.134	4	0.439
3	64 F. CARICASULO	ITA	Ducati Panigale V2	31.238 +0.009	22.006	22.780	25.697 +0.069	1'41.721	1'41.799	2	0.078
4	77 D. AEGERTER	SUI	Yamaha YZF R6	31.078	22.038 +0.052	22.963	25.784	1'41.863	1'41.915	3	0.052
5	11 N. BULEGA	ITA	Ducati Panigale V2	31.218 +0.163	22.082	23.159	25.590	1'42.049	1'42.212	5	0.163
6	66 N. TUULI	FIN	MV Agusta F3 800 RR	31.104	22.405 +0.060	22.945	25.788 +0.278	1'42.242	1'42.580	8	0.338
7	16 J. CLUZEL	FRA	Yamaha YZF R6	31.135	22.321 +0.031	23.012	25.835	1'42.303	1'42.334	6	0.031
8	94 A. VERDOIA	FRA	Yamaha YZF R6	31.426 +0.039	22.149	23.105	25.743 +0.167	1'42.423	1'42.629	9	0.206
9	38 H. SOOMER	EST	Triumph Street Triple RS	31.430	22.092	23.175 +0.074	25.803	1'42.500	1'42.574	7	0.074
10	17 K. SMITH	GBR	Yamaha YZF R6	31.419	22.182	23.215 +0.161	25.691	1'42.507	1'42.668	10	0.161
11	3 R. DE ROSA	ITA	Ducati Panigale V2	31.374	22.280	22.996	26.033 +0.249	1'42.683	1'42.932	12	0.249
12	61 C. ONCU	TUR	Kawasaki ZX-6R	31.567	22.202 +0.036	23.174	25.798	1'42.741	1'42.777	11	0.036
13	62 S. MANZI	ITA	Triumph Street Triple RS	31.626	22.193	23.278	25.950	1'43.047	1'43.047	13	
14	32 D. BAYLISS	AUS	Ducati Panigale V2	31.543 +0.183	22.215 +0.227	23.249	26.082	1'43.089	1'43.499	17	0.410
15	56 P. SEBESTYEN	HUN	Yamaha YZF R6	31.683	22.395	23.087 +0.116	26.054	1'43.219	1'43.335	14	0.116
16	55 Y. MONTELLA	ITA	Kawasaki ZX-6R	31.624 +0.063	22.301 +0.119	23.353	25.999 +0.016	1'43.277	1'43.475	15	0.198
17	69 T. BOOTH-AMOS	GBR	Kawasaki ZX-6R	31.817	22.350 +0.044	23.327 +0.064	25.927	1'43.421	1'43.529	18	0.108
18	28 G. VAN STRAALEN	NED	Yamaha YZF R6	32.081	22.167	23.211	26.023	1'43.482	1'43.482	16	
19	23 I. VINALES	ESP	Ducati Panigale V2	31.679 +0.013	22.528	23.460 +0.006	25.988	1'43.655	1'43.674	19	0.019
20	10 U. ORRADRE	ESP	Yamaha YZF R6	31.695	22.556	23.446	26.025 +0.152	1'43.722	1'43.874	21	0.152
21	21 B. CURRIE	AUS	Kawasaki ZX-6R	31.533	22.544 +0.104	23.579 +0.074	26.137	1'43.793	1'43.971	22	0.178
22	54 B. SOFUOGLU	TUR	MV Agusta F3 800 RR	31.416	22.387	23.622	26.385	1'43.810	1'43.810	20	
23	9 S. JESPERSEN	DEN	Yamaha YZF R6	31.836 +0.050	22.436	23.432	26.265 +0.102	1'43.969	1'44.121	23	0.152
24	24 L. TACCINI	ITA	Yamaha YZF R6	31.717 +0.475	22.546 +0.182	23.580 +0.917	26.258 +0.084	1'44.101	1'45.759	29	1.658
25	73 M. KOFLER	AUT	Ducati Panigale V2	31.803	22.497 +0.059	23.665	26.155 +0.106	1'44.120	1'44.285	24	0.165
26	50 D. VOSTATEK	CZE	Yamaha YZF R6	32.106 +0.032	22.469 +0.094	23.572	26.218	1'44.365	1'44.491	25	0.126
27	22 F. FULIGNI	ITA	Ducati Panigale V2	31.753	22.504 +0.124	23.512 +0.192	26.720	1'44.489	1'44.805	26	0.316
28	6 J. BUIS	NED	Kawasaki ZX-6R	32.008	22.805 +0.039	23.623 +0.213	26.538 +0.036	1'44.974	1'45.262	28	0.288
29	7 L. BALDASSARRI	ITA	Yamaha YZF R6	32.357	22.423	24.206	26.195	1'45.181	1'45.181	27	
30	52 P. HOBELSBERGER	GER	Yamaha YZF R6	32.272	22.992 +0.072	23.968	26.490	1'45.722	1'45.794	30	0.072
	25 M. BRENNER	SUI	Yamaha YZF R6								
	42 M. GREGORIO	FRA	Yamaha YZF R6								
Overall Ideal Time				31.078	22.006	22.744	25.485	1'41.313			

09/09/2022
These data/results cannot be reproduced, stored and/or transmitted in whole or in part by any manner of electronic, mechanical, photocopying, recording, broadcasting or otherwise now known or herein after developed without the previous express consent by the copyright owner, except for reproduction in daily press and regular printed publications on sale to the public within 60 days of the event related to those data/results and always provided that copyright symbol appears together as follows below.
© DORNA WSBK ORGANIZATION Srl 2022

FIGR PERUGIA TIMING





Magny-Cours 4.411 m

Pirelli French Round, 9-11 September 2022
Chronological Analysis Free Practice 2nd Session

1 / 5

1° 53 V. DEBISE [1'41.776]

Lap	Seg1	Seg2	Seg3	Seg4	Lap Time	km/h	Local Time
1		27.889	29.091	31.246	204,2	16:02'11.239	
2	36.296	25.642	26.936	29.248	1'58.122	233,8	16:04'09.361
3	35.452	25.063	26.806	29.457	1'56.778	240,5	16:06'06.139
4	38.430	27.568	27.953	32.195	2'06.146CP	210,1	16:08'12.285
5	6'50.742	24.761	27.790	28.094	8'11.387P	236,3	16:16'23.672
6	35.152	23.491	26.565	27.141	1'52.349	241,1	16:18'16.021
7	34.025	23.384	25.374	26.492	1'49.275	242,7	16:20'05.296
8	33.345	22.795	24.916	26.328	1'47.384	244,3	16:21'52.680
9	32.709	22.528	24.786	26.029	1'46.052C	244,3	16:23'38.732
10	32.583	22.449	24.228	25.979	1'45.239	247,1	16:25'23.971
11	32.145	22.213	24.017	26.267	1'44.642	249,4	16:27'08.613
12	32.377	22.206	23.805	26.011	1'44.399	244,3	16:28'53.012
13	32.178	22.319	23.663	25.635	1'43.795	246,0	16:30'36.807
14	32.093	23.742	25.478	30.412	1'51.725CP	244,9	16:32'28.532
15	7'03.240	22.722	23.816	25.867	8'15.645P	241,6	16:40'44.177
16	31.784	22.797	23.169	25.729	1'43.479	246,6	16:42'27.656
17	33.850	22.276	23.523	25.728	1'45.377C	244,9	16:44'13.033
18	31.642	22.024	23.084	25.621	1'42.371	246,0	16:45'55.404
19	31.951	22.021	23.090	25.485	1'42.547	247,7	16:47'37.951
20	31.488	22.166	23.249	25.707	1'42.610	249,4	16:49'20.561
21	31.467	22.193	22.921	25.626	1'42.207C	247,7	16:51'02.768
22	31.405	22.078	22.744	25.549	1'41.776	251,2	16:52'44.544

2	35.737	25.362	27.887	28.693	1'57.679	236,8	16:04'14.048
3	35.867	25.107	27.080	28.781	1'56.835	242,2	16:06'10.883
4	37.962	25.605	28.034	34.177	2'05.778CP	237,9	16:08'16.661
5	16'55.353	23.715	24.855	26.947	18'10.870P	248,8	16:26'27.531
6	32.585	22.712	23.720	26.597	1'45.614	254,7	16:28'13.145
7	32.275	22.761	23.850	26.404	1'45.290	244,3	16:29'58.435
8	31.810	22.564	24.468	30.848	1'49.690CP	251,7	16:31'48.125
9	7'31.158	22.820	23.468	25.910	8'43.356P	247,1	16:40'31.481
10	31.296	22.253	23.894	25.724	1'43.167	254,7	16:42'14.648
11	31.718	22.295	23.078	25.812	1'42.903	250,6	16:43'57.551
12	31.328	22.048	23.002	25.756	1'42.134	256,5	16:45'39.685
13	31.147	22.252	23.039	25.842	1'42.280	256,5	16:47'21.965
14	31.320	23.367	28.523	25.923	1'49.133C	253,5	16:49'11.098
15	31.120	22.510	22.969	25.857	1'42.456	258,4	16:50'53.554
16	31.273	22.250	22.803	26.057	1'42.383	254,7	16:52'35.937

5° 11 N. BULEGA [1'42.212]

Lap	Seg1	Seg2	Seg3	Seg4	Lap Time	km/h	Local Time
1		26.050	28.218	30.318	216,4	16:02'13.124	
2	35.943	25.323	27.468	29.472	1'58.206	227,4	16:04'11.330
3	35.602	25.884	28.012	36.950	2'06.448P	231,8	16:06'17.778
4	20'03.091	24.297	25.515	27.343	21'20.246P	231,3	16:27'38.024
5	33.427	23.099	24.810	26.454	1'47.790C	247,7	16:29'25.814
6	32.921	22.670	24.312	26.153	1'46.056C	249,4	16:31'11.870
7	34.531	25.333	27.876	31.966	1'59.706CP	232,8	16:33'11.576
8	5'32.876	22.885	24.619	26.471	6'46.851P	248,8	16:39'58.427
9	31.941	22.377	23.838	25.938	1'44.094	251,7	16:41'42.521
10	32.092	22.501	23.642	25.896	1'44.131	254,1	16:43'26.652
11	31.902	22.239	23.326	25.917	1'43.384	251,7	16:45'10.036
12	31.599	22.184	23.356	25.658	1'42.797	250,6	16:46'52.833
13	31.381	22.082	23.159	25.590	1'42.212	250,6	16:48'35.045
14	31.218	22.867	23.389	25.712	1'43.186	252,9	16:50'18.231
15	31.239	22.190	23.202	25.869	1'42.500	255,3	16:52'00.731

6° 16 J. CLUZEL [1'42.334]

Lap	Seg1	Seg2	Seg3	Seg4	Lap Time	km/h	Local Time
1		26.636	29.113	30.960	213,9	16:03'07.650	
2	35.871	24.823	27.767	29.132	1'57.593	242,2	16:05'05.243
3	35.771	24.682	27.491	28.885	1'56.829	242,7	16:07'02.072
4	35.318	24.540	27.309	28.555	1'55.722	244,3	16:08'57.794
5	36.764	25.237	28.571	30.785	2'01.357P	236,3	16:10'59.151
6	20'24.813	26.049	27.269	30.370	21'48.501CP	224,1	16:32'47.652
7	6'03.128	25.228	25.959	32.386	7'26.701P	240,5	16:40'14.353
8	32.473	22.844	24.567	38.701	1'58.585	248,3	16:42'12.938
9	36.084	22.926	24.253	26.586	1'49.849	250,0	16:44'02.787
10	31.760	23.423	25.996	26.201	1'47.380	251,2	16:45'50.167
11	31.522	22.321	23.497	25.884	1'43.224	253,5	16:47'33.391
12	33.174	25.943	23.381	26.668	1'49.166	236,8	16:49'22.557
13	31.427	22.451	23.246	29.608	1'46.732C	254,1	16:51'09.289
14	31.135	22.352	23.012	25.835	1'42.334	257,1	16:52'51.623

7° 38 H. SOOMER [1'42.574]

Lap	Seg1	Seg2	Seg3	Seg4	Lap Time	km/h	Local Time
1		25.695	27.233	28.195	233,8	16:15'56.566	
2	34.969	23.639	25.846	27.134	1'51.588	246,6	16:17'48.154
3	33.943	22.903	25.602	26.841	1'49.289	246,6	16:19'37.443
4	33.523	23.037	24.597	26.644	1'47.801	247,1	16:21'25.244
5	33.264	22.517	24.482	26.566	1'46.829C	246,6	16:23'12.073
6	33.467	22.729	24.199	26.344	1'46.739	248,3	16:24'58.812
7	32.966	22.409	23.963	26.469	1'45.807	248,8	16:26'44.619
8	33.011	22.727	24.129	28.451	1'48.318P	248,8	16:28'32.937
9	10'35.814	23.010	24.711	26.542	11'50.077P	246,6	16:40'23.014
10	32.372	22.391	23.757	26.088	1'44.608	248,8	16:42'07.622

2° 64 F. CARICASULO [1'41.799]

Lap	Seg1	Seg2	Seg3	Seg4	Lap Time	km/h	Local Time
1		25.909	27.803	28.585	221,8	16:18'02.735	
2	35.078	23.875	25.612	26.930	1'51.495	246,6	16:19'54.230
3	33.782	23.314	24.615	26.564	1'48.275	247,7	16:21'42.505
4	33.072	22.956	24.430	26.200	1'46.678C	250,0	16:23'29.183
5	33.038	22.784	23.848	26.150	1'45.820	250,6	16:25'15.003
6	32.481	22.761	24.233	26.543	1'46.018	254,7	16:27'01.021
7	32.583	22.437	23.944	26.037	1'45.001	252,9	16:28'46.022
8	31.910	22.461	23.725	26.339	1'44.435	252,9	16:30'30.457
9	31.881	24.131	29.470	31.589	1'57.071CP	254,7	16:32'27.528
10	9'45.650	31.228	23.995	26.473	11'07.346P	250,6	16:43'34.874
11	32.715	22.287	23.237	26.169	1'44.408	248,3	16:45'19.282
12	31.655	22.344	23.067	25.697	1'42.763	254,1	16:47'02.045
13	31.247	22.006	22.780	25.766	1'41.799	256,5	16:48'43.844
14	31.238	22.225	23.222	25.946	1'42.631	256,5	16:50'26.475
15	31.439	22.050	22.959	37.694	1'54.142	258,4	16:52'20.617

3° 77 D. AEGERTER [1'41.915]

Lap	Seg1	Seg2	Seg3	Seg4	Lap Time	km/h	Local Time
1		25.216	26.494	27.619	C	237,4	16:24'37.657
2	33.677	23.389	24.865	26.763	1'48.694	246,6	16:26'26.351
3	32.734	22.820	24.124	26.290	1'45.968	248,3	16:28'12.319
4	32.195	22.616	23.825	26.095	1'44.731	246,6	16:29'57.050
5	31.940	22.346	24.576	31.304	1'50.166CP	248,3	16:31'47.216
6	8'07.884	23.427	24.175	26.238	9'21.724P	244,9	16:41'08.940
7	31.728	22.428	23.854	26.023	1'44.033	248,8	16:42'52.973
8	31.897	22.324	23.430	25.857	1'43.508C	249,4	16:44'36.481
9	31.595	22.296	23.101	25.894	1'42.886	249,4	16:46'19.367
10	31.420	22.062	23.117	25.856	1'42.455	249,4	16:48'01.822
11	31.232	22.038	23.040	25.818	1'42.128	250,6	16:49'43.950
12	31.247	22.302	22.967	25.819	1'42.335	252,3	16:51'26.285
13	31.078	22.090	22.963	25.784	1'41.915	253,5	16:53'08.200

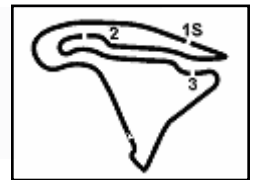
4° 99 A. HUERTAS [1'42.134]

Lap	Seg1	Seg2	Seg3	Seg4	Lap Time	km/h	Local Time
1		26.232	28.322	29.805		221,3	16:02'16.369

09/09/2022 P = Pits In/Out - C = Lap Time Cancelled

These data/results cannot be reproduced, stored and/or transmitted in whole or in part by any manner of electronic, mechanical, photocopying, recording, broadcasting or otherwise now known or herein after developed without the previous express consent by the copyright owner, except for reproduction in daily press and regular printed publications on sale to the public within 60 days of the event related to those data/results and always provided that copyright symbol appears together as follows below.

© DORNA WSBK ORGANIZATION Srl 2022



Magny-Cours 4.411 m

Pirelli French Round, 9-11 September 2022
Chronological Analysis Free Practice 2nd Session

2 / 5

11	31.871	22.367	23.456	26.355	1'44.049	250,6	16:43'51.671
12	32.002	22.450	23.707	28.587	1'46.746P	250,0	16:45'38.417
13	2'24.074	23.272	23.885	25.907	3'37.138P	242,7	16:49'15.555
14	31.532	22.315	23.175	26.101	1'43.123	255,3	16:50'58.678
15	31.430	22.092	23.249	25.803	1'42.574	255,3	16:52'41.252

11° 61 C. ONCU [1'42.777]							
Lap	Seg1	Seg2	Seg3	Seg4	Lap Time	km/h	Local Time
1			27.058	28.121	30.373	227,8	16:02'10.944
2	36.485	25.485	27.721	30.423	2'00.114	235,8	16:04'11.058
3	35.519	24.498	26.909	28.922	1'55.848	245,5	16:06'06.906
4	38.159	30.386	29.535	32.345	2'10.425P	214,3	16:08'17.331
5	9'38.513	24.882	26.778	27.884	10'58.057P	239,5	16:19'15.388
6	35.178	23.854	25.485	29.060	1'53.577	242,2	16:21'08.965
7	33.653	23.030	25.261	27.002	1'48.946C	247,1	16:22'57.911
8	33.278	22.938	24.673	26.742	1'47.631	246,0	16:24'45.542
9	48.504	24.264	24.402	26.698	2'03.868	247,1	16:26'49.410
10	34.242	22.961	24.136	28.923	1'50.262	246,6	16:28'39.672
11	32.914	22.548	24.058	26.318	1'45.838	247,1	16:30'25.510
12	32.313	23.538	27.814	30.241	1'53.906CP	254,1	16:32'19.416
13	7'04.211	22.730	23.725	26.547	8'17.213P	246,0	16:40'36.629
14	32.124	22.407	23.589	27.073	1'45.193	246,6	16:42'21.822
15	32.030	22.314	23.414	25.976	1'43.734	248,8	16:44'05.556
16	31.753	22.525	23.254	26.098	1'43.630	250,0	16:45'49.186
17	31.648	22.202	23.225	25.965	1'43.040	253,5	16:47'32.226
18	31.567	22.238	23.174	25.798	1'42.777	252,3	16:49'15.003
19	31.634	25.492	28.475	26.599	1'52.200	251,7	16:51'07.203
20	31.888	22.230	23.244	26.461	1'43.823	252,3	16:52'51.026

8° 66 N. TUULI [1'42.580]							
Lap	Seg1	Seg2	Seg3	Seg4	Lap Time	km/h	Local Time
1		28.568	30.069	31.781		196,0	16:02'53.280
2	36.797	26.222	29.951	32.913	2'05.883P	219,5	16:04'59.163
3	13'57.188	26.309	27.905	30.580	15'21.982P	216,9	16:20'21.145
4	34.768	23.755	26.141	27.592	1'52.256	245,5	16:22'13.401
5	33.304	23.197	25.285	26.826	1'48.612C	245,5	16:24'02.013
6	32.331	22.768	24.344	27.136	1'46.579	248,3	16:25'48.592
7	31.791	22.575	23.892	26.448	1'44.706	250,6	16:27'33.298
8	32.697	23.148	25.004	26.545	1'47.394C	253,5	16:29'20.692
9	31.743	22.506	23.700	26.180	1'44.129	249,4	16:31'04.821
10	33.864	24.571	25.444	30.211	1'54.090CP	228,3	16:32'58.911
11	7'57.628	23.131	24.248	26.439	9'11.446P	246,0	16:42'10.357
12	31.800	22.588	23.750	26.324	1'44.462	248,8	16:43'54.819
13	31.320	27.602	23.537	26.220	1'48.679	254,7	16:45'43.498
14	31.497	22.405	23.294	26.009	1'43.205	248,8	16:47'26.703
15	31.292	23.078	23.302	25.788	1'43.460	252,3	16:49'10.163
16	31.641	22.494	23.294	35.873	1'53.302	250,6	16:51'03.465
17	31.104	22.465	22.945	26.066	1'42.580	255,9	16:52'46.045

12° 3 R. DE ROSA [1'42.932]							
Lap	Seg1	Seg2	Seg3	Seg4	Lap Time	km/h	Local Time
1			27.254	28.550	30.188	218,6	16:03'42.752
2	36.210	25.300	27.314	28.941	1'57.765	237,4	16:05'40.517
3	35.829	24.861	26.902	28.931	1'56.523	241,6	16:07'37.040
4	35.257	24.692	26.677	28.721	1'55.347	244,3	16:09'32.387
5	35.120	24.984	26.558	28.619	1'55.281	243,8	16:11'27.668
6	37.336	26.669	27.956	33.179	2'05.140P	216,4	16:13'32.808
7	9'02.108	25.129	25.934	27.354	10'20.525CP	224,1	16:23'53.333
8	33.800	23.459	25.695	26.861	1'49.815	247,1	16:25'43.148
9	33.105	23.120	24.617	26.545	1'47.387	245,5	16:27'30.535
10	32.660	22.749	25.012	26.483	1'46.904C	247,7	16:29'17.439
11	32.570	22.741	24.148	26.565	1'46.024	247,7	16:31'03.463
12	37.777	26.461	27.140	33.001	2'04.379CP	205,7	16:33'07.842
13	8'07.212	25.317	23.833	26.551	9'22.913P	237,4	16:42'30.755
14	32.464	22.865	23.388	26.279	1'44.996C	250,6	16:44'15.751
15	31.719	22.303	23.191	26.112	1'43.325	250,0	16:45'59.076
16	31.668	22.512	23.069	26.106	1'43.355	248,8	16:47'42.431
17	31.549	22.330	23.126	26.033	1'43.038	251,2	16:49'25.469
18	31.481	22.314	23.023	26.200	1'43.018C	252,3	16:51'08.487
19	31.374	22.280	22.996	26.282	1'42.932	253,5	16:52'51.419

9° 94 A. VERDOIA [1'42.629]							
Lap	Seg1	Seg2	Seg3	Seg4	Lap Time	km/h	Local Time
1		25.462	26.195	27.993		220,0	16:26'53.327
2	33.598	23.198	24.550	26.578	1'47.924	244,9	16:28'41.251
3	32.763	22.743	23.972	26.179	1'45.657	247,1	16:30'26.908
4	31.836	23.888	27.951	30.744	1'54.419CP	251,7	16:32'21.327
5	6'53.171	23.800	24.847	27.899	8'09.717P	246,0	16:40'31.044
6	31.817	22.502	24.032	26.301	1'44.652	249,4	16:42'15.696
7	32.022	22.597	23.614	27.057	1'45.290	249,4	16:44'00.986
8	33.697	22.869	23.589	26.094	1'46.249	244,3	16:45'47.235
9	31.712	22.338	23.219	25.743	1'43.012	246,6	16:47'30.247
10	31.465	22.149	23.105	25.910	1'42.629	246,0	16:49'12.876
11	31.426	22.248	23.242	26.449	1'43.365	253,5	16:50'56.241
12	32.082	25.240	23.187	26.699	1'47.208	248,8	16:52'43.449

10° 17 K. SMITH [1'42.668]							
Lap	Seg1	Seg2	Seg3	Seg4	Lap Time	km/h	Local Time
1		25.905	27.886	29.263		236,3	16:02'23.905
2	35.250	24.865	27.373	28.831	1'56.319	241,6	16:04'20.224
3	35.334	24.807	26.846	31.563	1'58.550P	244,9	16:06'18.774
4	7'29.179	25.414	27.390	27.664	8'49.647P	238,9	16:15'08.421
5	33.975	23.465	25.405	26.673	1'49.518	243,2	16:16'57.939
6	33.610	23.154	25.241	26.481	1'48.486	243,2	16:18'46.425
7	32.992	22.811	24.385	26.331	1'46.519	246,6	16:20'32.944
8	33.266	22.913	24.296	25.945	1'46.420	244,9	16:22'19.364
9	36.287	22.995	24.331	27.531	1'51.144C	242,7	16:24'10.508
10	32.568	22.609	23.994	26.177	1'45.348	247,1	16:25'55.856
11	32.348	22.472	23.766	25.890	1'44.476	247,1	16:27'40.332
12	31.952	22.528	25.704	30.865	1'51.049CP	251,2	16:29'31.381
13	10'46.757	23.251	24.693	26.366	12'01.067P	240,5	16:41'32.448
14	38.908	22.815	23.702	25.907	1'51.332	243,8	16:43'23.780
15	31.831	22.545	23.539	25.807	1'43.722	246,6	16:45'07.502
16	31.581	22.436	23.438	25.824	1'43.279	246,6	16:46'50.781
17	31.419	22.182	23.376	25.691	1'42.668	247,1	16:48'33.449
18	32.438	22.419	23.466	25.898	1'44.221	244,9	16:50'17.670
19	31.501	22.261	23.215	25.758	1'42.735	248,3	16:52'00.405

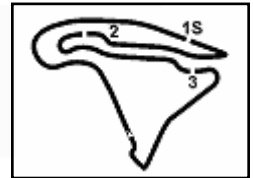
13° 62 S. MANZI [1'43.047]							
Lap	Seg1	Seg2	Seg3	Seg4	Lap Time	km/h	Local Time
1			28.338	30.435	31.175	204,9	16:02'49.497
2	37.229	25.739	31.778	33.971	2'08.717P	221,8	16:04'58.214
3	10'54.671	25.851	29.062	28.653	12'18.237P	214,7	16:17'16.451
4	35.785	24.188	26.890	27.631	1'54.494	245,5	16:19'10.945
5	34.845	23.840	25.620	27.460	1'51.765	245,5	16:21'02.710
6	34.313	23.514	25.365	27.048	1'50.240	246,0	16:22'52.950
7	33.539	23.182	25.314	26.845	1'48.880	249,4	16:24'41.830
8	33.307	22.789	24.630	26.385	1'47.111	251,2	16:26'28.941
9	32.560	22.513	24.114	26.122	1'45.309	253,5	16:28'14.250
10	31.986	22.674	23.961	26.188	1'44.809	255,9	16:29'59.059
11	31.733	22.650	26.517	34.440	1'55.340CP	255,3	16:31'54.399
12	7'47.030	23.153	24.307	26.580	9'01.070P	244,9	16:40'55.469
13	32.897	22.651	23.710	26.286	1'45.544	245,5	16:42'41.013
14	32.028	22.252	23.448	26.235	1'43.963C	251,2	16:44'24.976
15	31.859	22.352	23.400	26.056	1'43.667	251,2	16:46'08.643
16	31.626	22.193	23.278	25.950	1'43.047	250,6	16:47'51.690

09/09/2022 P = Pits In/Out - C = Lap Time Cancelled

These data/results cannot be reproduced, stored and/or transmitted in whole or in part by any manner of electronic, mechanical, photocopying, recording, broadcasting or otherwise now known or herein after developed without the previous express consent by the copyright owner, except for reproduction in daily press and regular printed publications on sale to the public within 60 days of the event related to those data/results and always provided that copyright symbol appears together as follows below.

© DORNA WSBK ORGANIZATION Srl 2022





Pirelli French Round, 9-11 September 2022
Chronological Analysis Free Practice 2nd Session

17	31.914	22.404	23.296	25.952	1'43.566	250,6	16:49'35.256
18	33.720	24.441	24.563	26.468	1'49.192C	220,4	16:51'24.448
19	31.648	22.231	23.289	26.064	1'43.232	252,3	16:53'07.680

10	33.042	23.159	25.066	26.792	1'48.059C	251,2	16:29'32.400
11	32.644	22.926	24.020	26.683	1'46.273C	250,0	16:31'18.673
12	35.320	24.200	24.933	29.992	1'54.445CP	230,8	16:33'13.118
13	7'18.764	22.919	23.654	26.355	8'31.692P	252,3	16:41'44.810
14	31.803	22.438	23.397	26.588	1'44.226	255,3	16:43'29.036
15	32.063	22.966	23.736	26.086	1'44.851	254,7	16:45'13.887
16	31.896	22.756	23.479	26.163	1'44.294	250,0	16:46'58.181
17	31.640	22.475	23.443	26.139	1'43.697	251,2	16:48'41.878
18	31.726	22.442	23.249	26.082	1'43.499	250,6	16:50'25.377
19	31.543	22.215	23.384	32.741	1'49.883	254,1	16:52'15.260

14° 56 P. SEBESTYEN [1'43.335]							
Lap	Seg.1	Seg.2	Seg.3	Seg.4	Lap Time	km/h	Local Time
1		26.878	28.258	34.525	204,2	16:03'13.710	
2	14'55.518	27.573	25.567	27.551	16'16.209P	241,6	16:19'29.919
3	33.880	23.354	25.187	27.155	1'49.576	244,9	16:21'19.495
4	33.680	23.449	25.413	27.081	1'49.623C	246,0	16:23'09.118
5	33.236	23.055	24.371	26.791	1'47.453	246,6	16:24'56.571
6	32.882	22.633	24.247	26.756	1'46.518	248,3	16:26'43.089
7	33.292	22.689	30.449	27.332	1'53.762	247,7	16:28'36.851
8	32.845	23.356	24.446	26.460	1'47.107	244,9	16:30'23.958
9	32.342	23.192	25.654	29.781	1'50.969CP	248,8	16:32'14.927
10	6'42.084	23.639	23.920	27.607	7'57.250P	246,6	16:40'12.177
11	32.105	22.617	23.550	26.101	1'44.373	247,7	16:41'56.550
12	35.091	23.623	23.901	34.040	1'56.655	247,1	16:43'53.205
13	32.229	22.448	23.135	26.653	1'44.465	250,6	16:45'37.670
14	31.836	22.399	23.095	26.112	1'43.442	249,4	16:47'21.112
15	31.846	22.541	23.347	29.731	1'47.465	250,0	16:49'08.577
16	31.890	22.483	23.087	26.439	1'43.899	250,0	16:50'52.476
17	31.683	22.395	23.203	26.054	1'43.335	250,6	16:52'35.811

18° 69 T. BOOTH-AMOS [1'43.529]							
Lap	Seg.1	Seg.2	Seg.3	Seg.4	Lap Time	km/h	Local Time
1							16:05'26.363
2	51.496	25.536	28.273	29.459	2'14.764P	221,8	16:07'41.127
3	35.105	24.400	26.248	28.251	1'54.004	243,2	16:09'35.131
4	37.319	24.663	26.464	31.626	2'00.072CP	242,2	16:11'35.203
5	7'44.171	24.098	25.640	27.358	9'01.267P	240,5	16:20'36.470
6	36.531	24.261	26.793	28.679	1'56.264CP	243,8	16:22'32.734
7	5'20.735	23.255	1'00.030	32.744	7'16.764CP	244,3	16:29'49.498
8	9'01.302	24.499	26.840	32.520	10'25.161P	241,6	16:40'14.659
9	32.436	26.828	23.958	26.565	1'49.787	250,0	16:42'04.446
10	32.157	22.933	23.832	26.407	1'45.329	247,7	16:43'49.775
11	32.244	22.560	23.550	26.137	1'44.491	246,6	16:45'34.266
12	31.817	22.394	23.391	25.927	1'43.529	246,0	16:47'17.795
13	31.825	22.350	23.327	26.149	1'43.651	246,0	16:49'01.446

15° 55 Y. MONTELLA [1'43.475]							
Lap	Seg.1	Seg.2	Seg.3	Seg.4	Lap Time	km/h	Local Time
1		26.006	27.827	29.255	229,3	16:02'15.604	
2	35.908	24.790	26.939	28.760	1'56.397	243,2	16:04'12.001
3	35.173	24.884	26.977	30.561	1'57.595P	237,9	16:06'09.596
4	10'02.140	24.279	26.071	27.230	11'19.720P	244,3	16:17'29.316
5	34.148	23.387	24.652	26.624	1'48.811	246,6	16:19'18.127
6	33.261	23.609	24.305	26.480	1'47.655	250,6	16:21'05.782
7	32.905	22.897	24.510	26.773	22'08.969	247,7	16:43'14.751
8	32.626	22.420	23.896	26.161	1'45.103	248,3	16:44'59.854
9	31.944	22.474	23.545	26.119	1'44.082	248,3	16:46'43.936
10	31.853	22.301	23.388	25.999	1'43.541	248,8	16:48'27.477
11	31.687	22.420	23.353	26.015	1'43.475	249,4	16:50'10.952
12	31.624	24.941	23.586	26.397	1'46.548	250,0	16:51'57.500
13	50.134	27.085	26.190	30.807	2'14.216P	220,9	16:54'11.716

19° 23 I. VINALES [1'43.674]							
Lap	Seg.1	Seg.2	Seg.3	Seg.4	Lap Time	km/h	Local Time
1							16:03'29.357
2	58.031	27.826	30.266	31.129	2'27.252P	195,7	16:05'56.609
3	36.964	26.288	28.508	29.496	2'01.256	221,8	16:07'57.865
4	36.140	25.342	27.374	28.766	1'57.622	240,5	16:09'55.487
5	37.310	26.511	27.932	33.626	2'05.379P	222,2	16:12'00.866
6	10'02.893	25.204	27.310	27.460	11'22.867CP	234,3	16:23'23.733
7	33.964	23.706	25.166	26.788	1'49.624	245,5	16:25'13.357
8	33.156	23.198	24.542	26.543	1'47.439	247,7	16:27'00.796
9	33.078	23.347	25.027	29.731	1'51.183P	251,2	16:28'51.979
10	9'59.190	25.491	25.886	32.549	11'23.116P	248,8	16:40'15.095
11	31.963	22.973	24.960	36.657	1'56.553	251,7	16:42'11.648
12	31.944	22.754	23.722	26.186	1'44.606	250,6	16:43'56.254
13	31.910	22.585	23.519	26.253	1'44.267	251,2	16:45'40.521
14	31.692	22.528	23.466	25.988	1'43.674	251,2	16:47'24.195
15	31.679	24.327	25.366	26.313	1'47.685	253,5	16:49'11.880
16	31.756	22.535	23.460	26.332	1'44.083	252,3	16:50'55.963
17	32.479	25.855	23.554	26.302	1'48.190	250,0	16:52'44.153

16° 28 G. VAN STRAALLEN [1'43.482]							
Lap	Seg.1	Seg.2	Seg.3	Seg.4	Lap Time	km/h	Local Time
1		25.296	26.850	28.083	228,8	16:15'44.998	
2	35.483	23.799	26.179	27.271	1'52.732	242,2	16:17'37.730
3	34.172	23.228	24.968	26.503	1'48.871	246,0	16:19'26.601
4	34.400	23.277	24.963	30.403	1'53.043P	241,6	16:21'19.644
5	17'16.648	23.777	25.028	26.666	18'32.119P	240,0	16:39'51.763
6	32.107	22.476	23.500	26.067	1'44.150	243,8	16:41'35.913
7	32.081	22.167	23.211	26.023	1'43.482	245,5	16:43'19.395
8	32.536	22.340	23.646	36.332	1'54.854CP	245,5	16:45'14.249

20° 54 B. SOFUOGLU [1'43.810]							
Lap	Seg.1	Seg.2	Seg.3	Seg.4	Lap Time	km/h	Local Time
1			27.938	30.249	30.996	199,3	16:02'50.802
2	36.346	25.789	28.244	29.979	2'00.358	223,1	16:04'51.160
3	36.092	25.827	27.995	29.615	1'59.529	238,4	16:06'50.689
4	35.667	25.011	27.412	28.899	1'56.989	248,8	16:08'47.678
5	35.048	24.780	27.097	29.032	1'55.957	248,8	16:10'43.635
6	34.902	24.551	26.825	28.435	1'54.713	251,2	16:12'38.348
7	39.899	25.730	27.472	29.089	2'02.190	239,5	16:14'40.538
8	35.002	24.618	26.643	30.585	1'56.848	251,2	16:16'37.386
9	46.152	27.257	31.919	38.512	2'23.840CP	208,5	16:19'01.226
10	6'49.464	24.910	26.452	27.688	8'08.514P	249,4	16:27'09.740
11	33.095	23.280	25.494	28.364	1'50.233C	254,7	16:28'59.973
12	33.532	23.591	25.003	27.273	1'49.399	252,9	16:30'49.372
13	33.477	27.570	28.227	31.894	2'01.168CP	200,0	16:32'50.540
14	8'46.039	24.002	24.765	28.364	10'03.170P	248,8	16:42'53.710

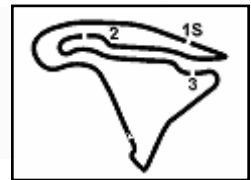
17° 32 O. BAYLISS [1'43.499]							
Lap	Seg.1	Seg.2	Seg.3	Seg.4	Lap Time	km/h	Local Time
1							15:59'56.907
2	51.469	27.228	28.681	30.826	2'18.204P	212,2	16:02'15.111
3	36.551	25.627	28.248	30.415	2'00.841	227,4	16:04'15.952
4	36.223	25.383	27.619	29.850	1'59.075	238,9	16:06'15.027
5	36.168	25.465	28.047	31.456	2'01.136P	238,9	16:08'16.163
6	12'39.678	25.071	26.453	28.134	13'59.336P	241,6	16:22'15.499
7	34.439	23.610	25.288	27.243	1'50.580C	250,0	16:24'06.079
8	33.543	23.197	24.563	26.698	1'48.001	250,0	16:25'54.080
9	35.431	23.352	24.309	27.169	1'50.261	253,5	16:27'44.341

09/09/2022 P = Pits In/Out - C = Lap Time Cancelled

These data/results cannot be reproduced, stored and/or transmitted in whole or in part by any manner of electronic, mechanical, photocopying, recording, broadcasting or otherwise now known or herein after developed without the previous express consent by the copyright owner, except for reproduction in daily press and regular printed publications on sale to the public within 60 days of the event related to those data/results and always provided that copyright symbol appears together as follows below.

© DORNA WSBK ORGANIZATION Srl 2022





Magny-Cours 4.411 m

Pirelli French Round, 9-11 September 2022
Chronological Analysis Free Practice 2nd Session

4 / 5

15	31.986	22.760	23.816	26.894	1'45.456C	254,1	16:44'39.166
16	31.897	22.701	23.877	26.662	1'45.137	252,3	16:46'24.303
17	34.548	23.699	24.474	26.893	1'49.614	250,6	16:48'13.917
18	31.870	22.637	24.289	26.571	1'45.367	251,7	16:49'59.284
19	31.416	22.387	23.622	26.385	1'43.810	253,5	16:51'43.094
20	54.479	25.903	30.067	36.175	2'26.624P	225,0	16:54'09.718

10	32.708	23.055	23.996	26.536	1'46.295	248,3	16:28'13.016
11	32.404	23.207	24.524	26.551	1'46.686	243,8	16:29'59.702
12	33.094	22.853	25.567	31.453	1'52.967CP	244,9	16:31'52.669
13	8'07.893	23.165	24.227	26.720	9'22.005P	242,2	16:41'14.674
14	32.430	22.694	23.629	26.738	1'45.491	247,1	16:43'00.165
15	32.486	22.583	23.713	26.560	1'45.342C	247,1	16:44'45.507
16	32.106	23.511	31.542	27.674	1'54.833	247,1	16:46'40.340
17	32.189	22.573	24.160	28.868	1'47.790	245,5	16:48'28.130
18	31.836	22.672	23.519	26.265	1'44.292	248,3	16:50'12.422
19	31.886	22.436	23.432	26.367	1'44.121	250,0	16:51'56.543
20	51.500	25.886	25.617	34.137	2'17.140P	218,6	16:54'13.683

21° 10 U. ORRADRE [1'43.874]

Lap	Seg1	Seg2	Seg3	Seg4	Lap Time	km/h	Local Time
1							16:00'35.781
2	1'00.846	27.808	27.828	35.774	2'32.256P	201,5	16:03'08.037
3	9'31.205	33.077	31.945	33.671	11'09.898P	184,3	16:14'17.935
4	37.880	25.876	27.791	29.346	2'00.893	226,9	16:16'18.828
5	36.344	24.847	26.885	28.326	1'56.402	241,6	16:18'15.230
6	34.749	24.185	25.698	27.249	1'51.881	243,2	16:20'07.111
7	33.735	23.792	25.763	27.620	1'50.910	247,7	16:21'58.021
8	33.442	23.569	24.884	26.860	1'48.755C	247,7	16:23'46.776
9	41.192	23.823	25.123	28.695	1'58.833	236,8	16:25'45.609
10	33.122	23.072	24.407	26.710	1'47.311	250,6	16:27'32.920
11	32.978	24.432	24.845	30.943	1'53.198CP	252,3	16:29'26.118
12	9'15.208	23.992	24.932	27.323	10'31.455P	246,0	16:39'57.573
13	32.817	22.842	24.183	26.175	1'46.017	247,1	16:41'43.590
14	32.051	22.660	23.978	26.589	1'45.278	251,2	16:43'28.868
15	32.237	22.837	23.673	26.093	1'44.840	251,7	16:45'13.708
16	32.106	26.861	24.882	29.222	1'53.071	247,1	16:47'06.779
17	32.011	22.962	23.707	26.106	1'44.786	249,4	16:48'51.565
18	32.591	22.695	23.652	26.025	1'44.963	244,3	16:50'36.528
19	31.695	22.556	23.446	26.177	1'43.874	251,2	16:52'20.402

24° 73 M. KOFLER [1'44.285]

Lap	Seg1	Seg2	Seg3	Seg4	Lap Time	km/h	Local Time
1							16:00'55.931
2	51.455	28.574	29.605	32.175	2'21.809P	211,8	16:03'17.740
3	37.507	26.101	28.091	34.093	2'05.792P	242,2	16:05'23.532
4	15'34.177	25.775	28.004	30.633	16'58.589P	234,3	16:22'22.121
5	36.293	24.692	27.314	31.425	1'59.724CP	235,3	16:24'21.845
6	2'57.029	23.696	25.697	27.743	4'14.165P	248,3	16:28'36.010
7	33.620	23.331	25.113	26.931	1'48.995	248,3	16:30'25.005
8	32.748	24.655	27.980	30.740	1'56.123CP	253,5	16:32'21.128
9	6'38.707	23.657	25.053	27.210	7'54.627P	245,5	16:40'15.755
10	32.303	22.830	24.432	27.041	1'46.606	251,7	16:42'02.361
11	33.017	24.584	24.501	28.504	1'50.606	247,7	16:43'52.967
12	32.461	22.815	23.869	26.421	1'45.566	250,0	16:45'38.533
13	31.944	22.497	23.745	26.155	1'44.341	252,9	16:47'22.874
14	31.803	22.556	23.665	26.261	1'44.285	250,0	16:49'07.159
15	33.319	23.054	23.957	29.262	1'49.592	244,9	16:50'56.751
16	32.025	23.152	24.420	26.396	1'45.993	254,1	16:52'42.744

22° 21 B. CURRIE [1'43.971]

Lap	Seg1	Seg2	Seg3	Seg4	Lap Time	km/h	Local Time
1		27.954	28.830	30.038		189,1	16:02'11.802
2	36.177	25.497	27.360	29.534	1'58.568	218,6	16:04'10.370
3	35.056	25.034	26.682	29.036	1'55.808	244,9	16:06'06.178
4	38.119	27.354	27.760	31.891	2'05.124P	231,3	16:08'11.302
5	10'35.889	29.614	29.367	30.401	12'05.271P	191,8	16:20'16.573
6	36.382	25.872	27.442	28.234	1'57.930	233,8	16:22'14.503
7	34.330	24.369	25.862	27.400	1'51.961C	246,6	16:24'06.464
8	33.276	23.757	25.112	27.085	1'49.230	251,7	16:25'55.694
9	33.079	23.390	24.570	26.851	1'47.890	251,2	16:27'43.584
10	34.892	23.432	24.692	26.743	1'49.759C	249,4	16:29'33.343
11	32.555	23.201	24.263	26.580	1'46.599C	251,2	16:31'19.942
12	36.707	26.108	27.140	31.716	2'01.671CP	214,7	16:33'21.613
13	5'17.956	25.485	24.818	29.474	6'37.733P	202,2	16:39'59.346
14	32.207	22.947	24.218	26.444	1'45.816	250,0	16:41'45.162
15	31.765	22.703	23.605	26.263	1'44.336	255,9	16:43'29.498
16	31.774	23.102	23.714	26.249	1'44.839	253,5	16:45'14.337
17	31.543	23.005	23.672	26.189	1'44.409	254,7	16:46'58.746
18	31.533	22.648	23.653	26.137	1'43.971	254,1	16:48'42.717
19	31.576	22.731	23.776	26.519	1'44.602	250,0	16:50'27.319
20	31.545	22.544	23.579	30.831	1'48.499	255,3	16:52'15.818

25° 50 O. VOSTATEK [1'44.491]

Lap	Seg1	Seg2	Seg3	Seg4	Lap Time	km/h	Local Time
1							16:00'27.846
2	52.898	28.615	30.974	37.202	2'29.689P	204,9	16:02'57.535
3	9'42.517	31.322	32.068	35.243	11'21.150P	200,7	16:14'18.685
4	37.401	24.752	27.684	28.837	1'58.674	240,0	16:16'17.359
5	36.315	23.878	26.344	27.384	1'53.921	239,5	16:18'11.280
6	34.503	23.299	25.103	27.073	1'49.978	243,2	16:20'01.258
7	33.520	22.971	24.456	26.618	1'47.565	244,3	16:21'48.823
8	33.056	22.748	24.319	26.886	1'47.009C	246,0	16:23'35.832
9	33.396	22.743	23.965	26.557	1'46.661	245,5	16:25'22.493
10	32.871	22.469	24.221	26.273	1'45.834	247,7	16:27'08.327
11	32.659	22.648	23.708	26.230	1'45.245	243,2	16:28'53.572
12	32.329	22.511	23.669	26.275	1'44.784	247,7	16:30'38.356
13	32.126	23.924	25.025	30.710	1'51.785CP	244,9	16:32'30.141
14	6'09.477	22.787	24.048	26.656	7'22.968P	244,9	16:39'53.109
15	32.106	22.724	23.713	26.588	1'45.131	247,7	16:41'38.240
16	32.362	22.980	23.729	27.139	1'46.210	246,6	16:43'24.450
17	32.691	25.427	32.271	29.411	1'59.800P	246,0	16:45'24.250
18	3'18.459	26.525	24.023	27.630	4'36.637P	221,8	16:50'00.887
19	32.138	22.563	23.572	26.218	1'44.491	247,1	16:51'45.378

23° 9 S. JESPERSEN [1'44.121]

Lap	Seg1	Seg2	Seg3	Seg4	Lap Time	km/h	Local Time
1							16:00'52.870
2	50.638	26.894	28.454	34.321	2'20.307P	223,1	16:03'13.177
3	10'44.790	26.002	27.365	29.364	12'07.521P	232,8	16:15'20.698
4	35.767	24.119	26.218	27.756	1'53.860	243,8	16:17'14.558
5	34.556	23.792	25.277	27.302	1'50.927	244,9	16:19'05.485
6	33.860	23.375	25.039	27.079	1'49.353	243,8	16:20'54.838
7	33.483	23.169	24.472	27.201	1'48.325	244,9	16:22'43.163
8	33.321	23.053	24.353	26.804	1'47.531C	247,1	16:24'30.694
9	38.800	25.616	24.720	26.891	1'56.027	229,8	16:26'26.721

26° 22 F. FULIGNI [1'44.805]

Lap	Seg1	Seg2	Seg3	Seg4	Lap Time	km/h	Local Time
1							16:00'41.205
2	53.535	28.046	28.765	32.464	2'22.810P	199,3	16:03'04.015
3	36.965	26.357	27.948	31.331	2'02.601	230,8	16:05'06.616
4	36.006	25.702	27.844	30.499	2'00.051	238,4	16:07'06.667
5	36.181	26.022	27.933	33.141	2'03.277P	233,3	16:09'09.944
6	4'03.992	26.909	28.060	33.118	5'32.079P	214,7	16:14'42.023
7	36.112	25.343	27.251	31.963	2'00.669P	242,2	16:16'42.692
8	6'40.363	25.684	28.097	30.155	8'04.299P	238,9	16:24'46.991

09/09/2022

P = Pits In/Out - C = Lap Time Cancelled

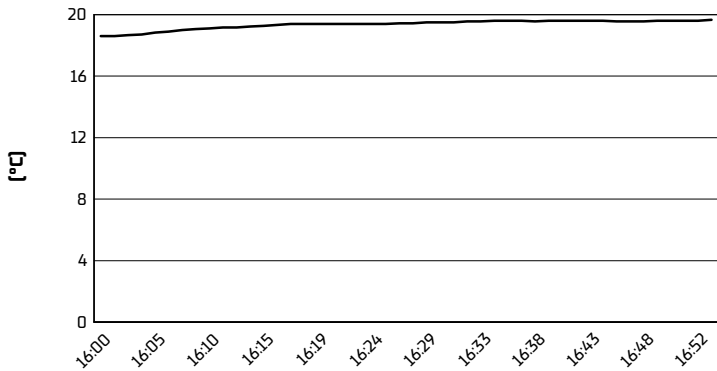
These data/results cannot be reproduced, stored and/or transmitted in whole or in part by any manner of electronic, mechanical, photocopying, recording, broadcasting or otherwise now known or herein after developed without the previous express consent by the copyright owner, except for reproduction in daily press and regular printed publications on sale to the public within 60 days of the event related to those data/results and always provided that copyright symbol appears together as follows below.

© DORNA WSBK ORGANIZATION Srl 2022

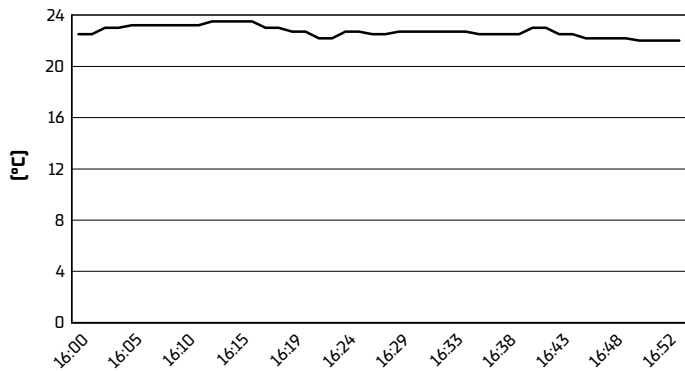


Pirelli French Round, 9-11 September 2022
Weather Report Free Practice 2nd Session
Session started 16:00 - Session ended 16:54

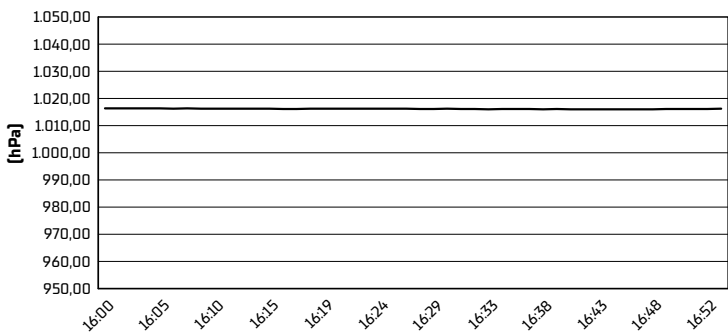
Air Temperature



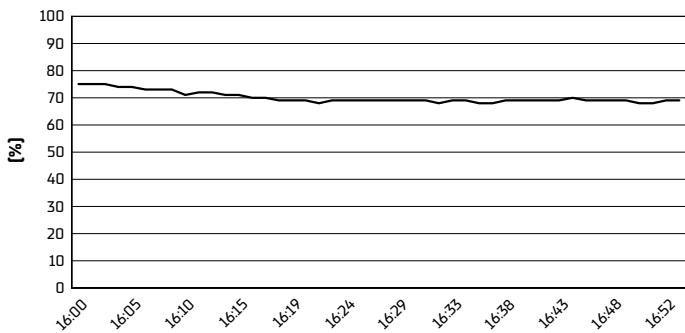
Track Temperature



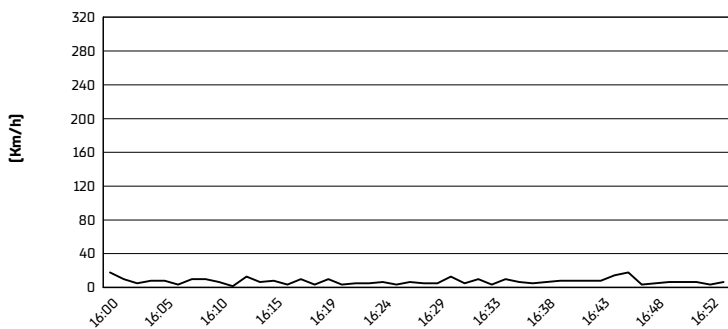
Air Pressure



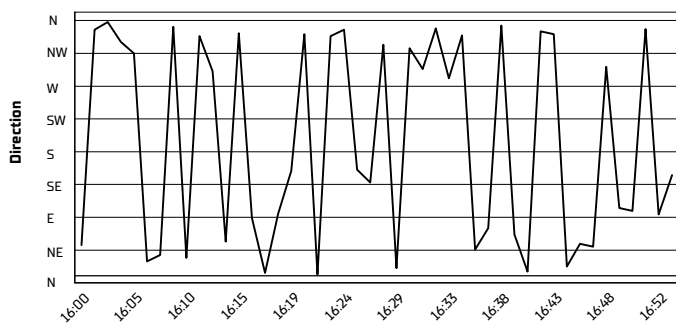
Humidity



Wind Speed



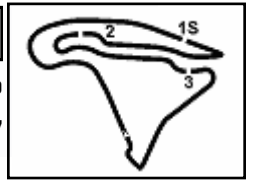
Wind Direction



09/09/2022

These data/results cannot be reproduced, stored and/or transmitted in whole or in part by any manner of electronic, mechanical, photocopying, recording, broadcasting or otherwise now known or herein after developed without the previous express consent by the copyright owner, except for reproduction in daily press and regular printed publications on sale to the public within 60 days of the event related to those data/results and always provided that copyright symbol appears together as follows below.

© DORNA WSBK ORGANIZATION Srl 2022



Magny-Cours 4.411 m

Pirelli French Round, 9–11 September 2022
Best Laps & Speeds

1 / 2

No.	Rider	Nat	Best Lap		FP1		FP2												
			LL	SPD	LL	SPD	LL	SPD											
1	53 V. DEBISE Yamaha YZF R6	FRA	1'41.776 39 251,1		1'49.480 18 242,1		1'41.776 21 251,1												
2	64 F. CARICASULO Ducati Panigale V2	ITA	1'41.799 27 258,3		1'52.205 13 250,0		1'41.799 14 258,3												
3	77 D. AEGERTER Yamaha YZF R6	SUI	1'41.915 24 253,5		1'53.289 12 249,4		1'41.915 12 253,5												
4	99 A. HUERTAS Kawasaki ZX-6R	ESP	1'42.134 24 258,3		1'46.661 9 250,0		1'42.134 15 258,3												
5	11 N. BULEGA Ducati Panigale V2	ITA	1'42.212 17 255,3		1'58.638 3 240,0		1'42.212 14 255,3												
6	16 J. CLUZEL Yamaha YZF R6	FRA	1'42.334 18 257,1		1'58.534 5 241,6		1'42.334 13 257,1												
7	38 H. SOOMER Triumph Street Triple RS	EST	1'42.574 28 255,3		1'53.836 14 247,1		1'42.574 14 255,3												
8	66 N. TUULI MV Agusta F3 800 RR	FIN	1'42.580 16 255,9				1'42.580 16 255,9												
9	94 A. VERDOIA Yamaha YZF R6	FRA	1'42.629 19 253,5		1'58.100 8 242,7		1'42.629 11 253,5												
10	17 K. SMITH Yamaha YZF R6	GBR	1'42.668 26 251,1		1'50.573 8 251,1		1'42.668 18 251,1												
11	61 C. ONCU Kawasaki ZX-6R	TUR	1'42.777 27 254,1		1'57.345 8 244,9		1'42.777 19 254,1												
12	3 R. DE ROSA Ducati Panigale V2	ITA	1'42.932 30 253,5		1'48.845 12 246,5		1'42.932 18 253,5												
13	62 S. MANZI Triumph Street Triple RS	ITA	1'43.047 34 255,9		1'55.716 16 246,5		1'43.047 18 255,9												
14	56 P. SEBESTYEN Yamaha YZF R6	HUN	1'43.335 27 250,5		1'50.754 11 246,0		1'43.335 16 250,5												
15	55 Y. MONTELLA Kawasaki ZX-6R	ITA	1'43.475 25 250,5		1'49.998 13 248,8		1'43.475 12 250,5												
16	28 G. VAN STRAALLEN Yamaha YZF R6	NED	1'43.482 16 246,0		1'49.751 9 243,7		1'43.482 7 246,0												
17	32 D. BAYLISS Ducati Panigale V2	AUS	1'43.499 23 255,3		2'03.102 5 222,2		1'43.499 18 255,3												
18	69 T. BOOTH-AMOS Kawasaki ZX-6R	GBR	1'43.529 25 250,0		1'52.272 13 246,0		1'43.529 12 250,0												
19	23 I. VINALES Ducati Panigale V2	ESP	1'43.674 30 253,5		1'48.109 14 246,5		1'43.674 16 253,5												
20	54 B. SOFUOGLU MV Agusta F3 800 RR	TUR	1'43.810 26 254,7		1'54.933 7 251,7		1'43.810 19 254,7												
21	10 U. ORRADRE Yamaha YZF R6	ESP	1'43.874 33 252,3		1'53.812 15 243,2		1'43.874 18 252,3												
22	21 B. CURRIE Kawasaki ZX-6R	AUS	1'43.971 38 255,9		1'54.135 19 251,1		1'43.971 19 255,9												
23	9 S. JESPERSEN Yamaha YZF R6	DEN	1'44.121 35 250,0		1'55.037 16 246,0		1'44.121 19 250,0												
24	73 M. KOFLER Ducati Panigale V2	AUT	1'44.285 30 254,1		1'56.761 15 245,4		1'44.285 15 254,1												
25	50 O. VOSTATEK Yamaha YZF R6	CZE	1'44.491 33 247,7		1'50.986 15 245,4		1'44.491 18 247,7												

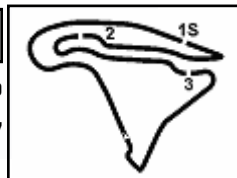
09/09/2022

These data/results cannot be reproduced, stored and/or transmitted in whole or in part by any manner of electronic, mechanical, photocopying, recording, broadcasting or otherwise now known or herein after developed without the previous express consent by the copyright owner, except for reproduction in daily press and regular printed publications on sale to the public within 60 days of the event related to those data/results and always provided that copyright symbol appears together as follows below.

© DORNA WSBK ORGANIZATION Srl 2022

FICR PERUGIA TIMING





Magny-Cours 4.411 m

Pirelli French Round, 9–11 September 2022
Best Laps & Speeds

2 / 2

No.	Rider	Nat	Best Lap		FP1		FP2							
			LL	SPD	LL	SPD	LL	SPD						
26	22 F. FULIGNI Ducati Panigale V2	ITA	1'44.805 35	250,5	1'54.701 16	240,0	1'44.805 19	250,5						
27	7 L. BALDASSARRI Yamaha YZF R6	ITA	1'45.181 23	250,5	1'48.434 14	249,4	1'45.181 9	250,5						
28	6 J. BUIS Kawasaki ZX-6R	NED	1'45.262 29	248,2	1'55.277 18	247,1	1'45.262 11	248,2						
29	24 L. TACCINI Yamaha YZF R6	ITA	1'45.759 24	253,5	2'00.654 9	242,1	1'45.759 15	253,5						
30	52 P. HOBELSBERGER Yamaha YZF R6	GER	1'45.794 21	250,5	2'05.657 8	217,3	1'45.794 13	250,5						
31	25 M. BRENNER Yamaha YZF R6	SUI	1'59.495 6	242,1	1'59.495 6	242,1								
32	42 M. GREGORIO Yamaha YZF R6	FRA	2'07.755 1	223,1	2'07.755 1	223,1								

09/09/2022

These data/results cannot be reproduced, stored and/or transmitted in whole or in part by any manner of electronic, mechanical, photocopying, recording, broadcasting or otherwise now known or herein after developed without the previous express consent by the copyright owner, except for reproduction in daily press and regular printed publications on sale to the public within 60 days of the event related to those data/results and always provided that copyright symbol appears together as follows below.

© DORNA WSBK ORGANIZATION Srl 2022

FICR PERUGIA TIMING
