

**Pirelli French Round, 9–11 September 2022**  
**Results Tissot Superpole**

No.	Rider	Nat	Team	Bike	Class	Time	Gap	Rel.	Laps	Speed	
										Avg	Max
1	64 F. CARICASULO	ITA	Althea Racing	Ducati Panigale V2		1'40.565			10	157,904	265,4
2	7 L. BALDASSARRI	ITA	Evan Bros.WorldSSP Yamaha Team	Yamaha YZF R6		1'40.662	0.097	0.097	9	157,752	262,1
3	99 A. HUERTAS	ESP	MTM Kawasaki	Kawasaki ZX-6R		1'40.692	0.127	0.030	9	157,705	260,9
4	11 N. BULEGA	ITA	Aruba.it Racing WorldSSP Team	Ducati Panigale V2		1'40.819	0.254	0.127	9	157,506	263,4
5	77 D. AEGERTER	SUI	Ten Kate Racing Yamaha	Yamaha YZF R6		1'41.015	0.450	0.196	8	157,200	257,1
6	28 G. VAN STRAALEN	NED	EAB Racing Team	Yamaha YZF R6		1'41.067	0.502	0.052	10	157,120	259,0
7	61 C. ONCU	TUR	Kawasaki Puccetti Racing	Kawasaki ZX-6R		1'41.190	0.625	0.123	8	156,929	261,5
8	32 O. BAYLISS	AUS	BARNI Spark Racing Team	Ducati Panigale V2		1'41.297	0.732	0.107	8	156,763	264,1
9	94 A. VERDOIA	FRA	GMT94 Yamaha	Yamaha YZF R6		1'41.368	0.803	0.071	8	156,653	260,2
10	16 J. CLUZEL	FRA	GMT94 Yamaha	Yamaha YZF R6		1'41.369	0.804	0.001	9	156,651	262,1
11	66 N. TUULI	FIN	MV Agusta Reparto Corse	MV Agusta F3 800 RR		1'41.376	0.811	0.007	9	156,641	261,5
12	56 P. SEBESTYEN	HUN	Evan Bros.WorldSSP Yamaha Team	Yamaha YZF R6		1'41.433	0.868	0.057	9	156,553	259,6
13	3 R. DE ROSA	ITA	Orelac Racing Verdatura WorldSSP	Ducati Panigale V2		1'41.477	0.912	0.044	9	156,485	259,0
14	55 Y. MONTELLA	ITA	Kawasaki Puccetti Racing	Kawasaki ZX-6R		1'41.529	0.964	0.052	9	156,405	259,6
15	53 V. DEBISE	FRA	GMT94 Yamaha	Yamaha YZF R6		1'41.540	0.975	0.011	10	156,388	259,6
16	62 S. MANZI	ITA	Dynavolt Triumph	Triumph Street Triple RS		1'41.576	1.011	0.036	8	156,332	257,1
17	17 K. SMITH	GBR	VFT Racing	Yamaha YZF R6		1'41.587	1.022	0.011	9	156,315	256,5
18	54 B. SOFUOGLU	TUR	MV Agusta Reparto Corse	MV Agusta F3 800 RR	*	1'41.867	1.302	0.280	9	155,886	261,5
19	50 O. VOSTATEK	CZE	MS Racing Yamaha WorldSSP	Yamaha YZF R6		1'42.119	1.554	0.252	9	155,501	254,7
20	10 U. ORRADRE	ESP	MS Racing Yamaha WorldSSP	Yamaha YZF R6		1'42.225	1.660	0.106	9	155,340	259,6
21	24 L. TACCINI	ITA	Ten Kate Racing Yamaha	Yamaha YZF R6		1'42.230	1.665	0.005	8	155,332	260,9
22	23 I. VINALES	ESP	D34G Racing	Ducati Panigale V2	*	1'42.237	1.672	0.007	9	155,321	258,4
23	69 T. BOOTH-AMOS	GBR	Prodina Racing WorldSSP	Kawasaki ZX-6R	*	1'42.405	1.840	0.168	9	155,067	257,1
24	21 B. CURRIE	AUS	Motozoo Racing by Puccetti	Kawasaki ZX-6R		1'42.476	1.911	0.071	9	154,959	260,2
25	73 M. KOFLER	AUT	CM Racing	Ducati Panigale V2		1'42.522	1.957	0.046	8	154,890	261,5
26	38 H. SOOMER	EST	Dynavolt Triumph	Triumph Street Triple RS		1'42.525	1.960	0.003	9	154,885	258,4
27	9 S. JESPERSEN	DEN	Kallio Racing	Yamaha YZF R6	*	1'42.764	2.199	0.239	8	154,525	254,7
28	22 F. FULIGNI	ITA	D34G Racing	Ducati Panigale V2	*	1'43.037	2.472	0.273	9	154,116	253,5
29	52 P. HOBELBERGER	GER	Kallio Racing	Yamaha YZF R6		1'43.191	2.626	0.154	10	153,886	259,6
30	6 J. BUIS	NED	Motozoo Racing by Puccetti	Kawasaki ZX-6R	*	1'43.972	3.407	0.781	9	152,730	254,1

Qualifying Lap Time (105% of 1'40.565): 1'45.594

\* WorldSSP Challenge

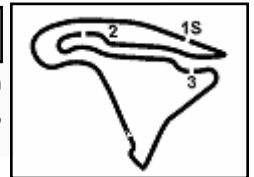
AIR	Humidity:	74%	Temp:	18°C
TRACK	Condition:	Dry	Temp:	21°C

Records	Pole	(SP)	2021 L.Bernardi	1'40.330	158,270	Km/h
	Race	(RC)	2018 S.Cortese	1'41.185	156,940	Km/h
	All Times	(SP)	2021 L.Bernardi	1'40.330	158,270	Km/h

Start 10/09/2022 10:25 End 10:48 The results are provisional until the end of the time limit for protests and appeals and the completion of the technical checks.

These data/results cannot be reproduced, stored and/or transmitted in whole or in part by any manner of electronic, mechanical, photocopying, recording, broadcasting or otherwise now known or herein after developed without the previous express consent by the copyright owner, except for reproduction in daily press and regular printed publications on sale to the public within 60 days of the event related to those data/results and always provided that copyright symbol appears together as follows below.

© DORNA WSBK ORGANIZATION Srl 2022



**Pirelli French Round, 9–11 September 2022**  
**Results Tissot Superpole**

**Session Highlights**

Local Time	No. Rider	Description
10.25.00		Start
10.27.54	<b>53</b> V. <b>DEBISE</b>	Current Lap Cancelled - Exceeded Track Limits - Turn 6
10.28.19	<b>99</b> A. <b>HUERTAS</b>	Current Lap Cancelled - Exceeded Track Limits - Turn 11
10.29.56	<b>38</b> H. <b>SOOMER</b>	Current Lap Cancelled - Exceeded Track Limits - Turn 11
10.31.31	<b>24</b> L. <b>TACCINI</b>	Current Lap Cancelled - Exceeded Track Limits - Turn 11
10.33.26	<b>54</b> B. <b>SOFUOGLU</b>	Current Lap Cancelled - Exceeded Track Limits - Turn 11
10.33.37	<b>6</b> J. <b>BUIS</b>	Current Lap Cancelled - Exceeded Track Limits - Turn 11
10.37.22	<b>10</b> U. <b>ORRADRE</b>	Current Lap Cancelled - Exceeded Track Limits - Turn 11
10.39.01	<b>94</b> A. <b>VERDOIA</b>	Current Lap Cancelled - Exceeded Track Limits - Turn 6
10.40.38	<b>24</b> L. <b>TACCINI</b>	Current Lap Cancelled - Exceeded Track Limits - Turn 11
10.40.52	<b>16</b> J. <b>CLUZEL</b>	Current Lap Cancelled - Exceeded Track Limits - Turn 11
10.41.36	<b>38</b> H. <b>SOOMER</b>	On the Gravel - Re-Joined - Turn 2
10.42.20	<b>24</b> L. <b>TACCINI</b>	Current Lap Cancelled - Exceeded Track Limits - Turn 11
10.43.51	<b>54</b> B. <b>SOFUOGLU</b>	Current Lap Cancelled - Exceeded Track Limits - Turn 6
10.43.57	<b>16</b> J. <b>CLUZEL</b>	Current Lap Cancelled - Exceeded Track Limits - Turn 6
10.44.15	<b>94</b> A. <b>VERDOIA</b>	Current Lap Cancelled - Exceeded Track Limits - Turn 6
10.45.26	<b>54</b> B. <b>SOFUOGLU</b>	On the Gravel - Re-Joined - Turn 2
10.47.48		Top 3 Confirmed
10.48.04		End Of Session

**Fastest Laps Sequence**

No.	Rider	Nat	Team	Bike	Local Time	Time	Gap	Avg
<b>7</b>	L. <b>BALDASSARRI</b>	ITA	Evan Bros.WorldSSP Yamaha Team	Yamaha YZF R6	10:28'32.697	<b>1'42.342</b>		155,162
<b>55</b>	Y. <b>MONTELLA</b>	ITA	Kawasaki Puccetti Racing	Kawasaki ZX-6R	10:28'33.042	<b>1'42.232</b>	-0.110	155,329
<b>61</b>	C. <b>ONCU</b>	TUR	Kawasaki Puccetti Racing	Kawasaki ZX-6R	10:28'33.366	<b>1'41.404</b>	-0.828	156,597
<b>99</b>	A. <b>HUERTAS</b>	ESP	MTM Kawasaki	Kawasaki ZX-6R	10:30'31.615	<b>1'41.230</b>	-0.174	156,867
<b>61</b>	C. <b>ONCU</b>	TUR	Kawasaki Puccetti Racing	Kawasaki ZX-6R	10:31'57.413	<b>1'41.190</b>	-0.040	156,929
<b>77</b>	D. <b>AEGERTER</b>	SUI	Ten Kate Racing Yamaha	Yamaha YZF R6	10:32'53.516	<b>1'41.016</b>	-0.174	157,199
<b>64</b>	F. <b>CARICASULO</b>	ITA	Althea Racing	Ducati Panigale V2	10:33'59.512	<b>1'40.912</b>	-0.104	157,361
<b>64</b>	F. <b>CARICASULO</b>	ITA	Althea Racing	Ducati Panigale V2	10:35'40.403	<b>1'40.891</b>	-0.021	157,394
<b>99</b>	A. <b>HUERTAS</b>	ESP	MTM Kawasaki	Kawasaki ZX-6R	10:42'16.962	<b>1'40.692</b>	-0.199	157,705
<b>64</b>	F. <b>CARICASULO</b>	ITA	Althea Racing	Ducati Panigale V2	10:42'45.643	<b>1'40.565</b>	-0.127	157,904

10/09/2022 Start 10:25 End 10:48 The results are provisional until the end of the time limit for protests and appeals and the completion of the technical checks.

These data/results cannot be reproduced, stored and/or transmitted in whole or in part by any manner of electronic, mechanical, photocopying, recording, broadcasting or otherwise now known or herein after developed without the previous express consent by the copyright owner, except for reproduction in daily press and regular printed publications on sale to the public within 60 days of the event related to those data/results and always provided that copyright symbol appears together as follows below.

© DORNA WSBK ORGANIZATION Srl 2022

**Pirelli French Round, 9–11 September 2022**  
**Best Sectors & Speed Tissot Superpole**

BEST LAP		
1	64 F. CARICASULO	Ducati Panigale V2 1'40.565
2	7 L. BALDASSARRI	Yamaha YZF R6 1'40.662
3	99 A. HUERTAS	Kawasaki ZX-6R 1'40.692
4	11 N. BULEGA	Ducati Panigale V2 1'40.819
5	77 D. AEGERTER	Yamaha YZF R6 1'41.015
6	28 G. VAN STRAALLEN	Yamaha YZF R6 1'41.067
7	61 C. ONCU	Kawasaki ZX-6R 1'41.190
8	32 D. BAYLISS	Ducati Panigale V2 1'41.297
9	94 A. VERDOIA	Yamaha YZF R6 1'41.368
10	16 J. CLUZEL	Yamaha YZF R6 1'41.369
11	66 N. TUULI	MV Agusta F3 800 RR 1'41.376
12	56 P. SEBESTYEN	Yamaha YZF R6 1'41.433
13	3 R. DE ROSA	Ducati Panigale V2 1'41.477
14	55 Y. MONTELLA	Kawasaki ZX-6R 1'41.529
15	53 V. DEBISE	Yamaha YZF R6 1'41.540
16	62 S. MANZI	Triumph Street Triple RS 1'41.576
17	17 K. SMITH	Yamaha YZF R6 1'41.587
18	54 B. SOFUOGLU	MV Agusta F3 800 RR 1'41.867
19	50 D. VOSTATEK	Yamaha YZF R6 1'42.119
20	10 U. ORRADRE	Yamaha YZF R6 1'42.225
21	24 L. TACCINI	Yamaha YZF R6 1'42.230
22	23 I. VINALES	Ducati Panigale V2 1'42.237
23	69 T. BOOTH-AMOS	Kawasaki ZX-6R 1'42.405
24	21 B. CURRIE	Kawasaki ZX-6R 1'42.476
25	73 M. KOFLER	Ducati Panigale V2 1'42.522
26	38 H. SOOMER	Triumph Street Triple RS 1'42.525
27	9 S. JESPERSEN	Yamaha YZF R6 1'42.764
28	22 F. FULIGNI	Ducati Panigale V2 1'43.037
29	52 P. HOBELBERGER	Yamaha YZF R6 1'43.191
30	6 J. BUIS	Kawasaki ZX-6R 1'43.972

SPEED		
1	64 F. CARICASULO	Ducati Panigale V2 265,4
2	32 D. BAYLISS	Ducati Panigale V2 264,1
3	11 N. BULEGA	Ducati Panigale V2 263,4
4	7 L. BALDASSARRI	Yamaha YZF R6 262,1
5	16 J. CLUZEL	Yamaha YZF R6 262,1
6	66 N. TUULI	MV Agusta F3 800 RR 261,5
7	61 C. ONCU	Kawasaki ZX-6R 261,5
8	73 M. KOFLER	Ducati Panigale V2 261,5
9	54 B. SOFUOGLU	MV Agusta F3 800 RR 261,5
10	99 A. HUERTAS	Kawasaki ZX-6R 260,9
11	24 L. TACCINI	Yamaha YZF R6 260,9
12	21 B. CURRIE	Kawasaki ZX-6R 260,2
13	94 A. VERDOIA	Yamaha YZF R6 260,2
14	53 V. DEBISE	Yamaha YZF R6 259,6
15	56 P. SEBESTYEN	Yamaha YZF R6 259,6
16	52 P. HOBELBERGER	Yamaha YZF R6 259,6
17	55 Y. MONTELLA	Kawasaki ZX-6R 259,6
18	10 U. ORRADRE	Yamaha YZF R6 259,6
19	28 G. VAN STRAALLEN	Yamaha YZF R6 259,0
20	3 R. DE ROSA	Ducati Panigale V2 259,0
21	38 H. SOOMER	Triumph Street Triple RS 258,4
22	23 I. VINALES	Ducati Panigale V2 258,4
23	69 T. BOOTH-AMOS	Kawasaki ZX-6R 257,1
24	77 D. AEGERTER	Yamaha YZF R6 257,1
25	62 S. MANZI	Triumph Street Triple RS 257,1
26	17 K. SMITH	Yamaha YZF R6 256,5
27	9 S. JESPERSEN	Yamaha YZF R6 254,7
28	50 D. VOSTATEK	Yamaha YZF R6 254,7
29	6 J. BUIS	Kawasaki ZX-6R 254,1
30	22 F. FULIGNI	Ducati Panigale V2 253,5

SEG. 1		
1	16 J. CLUZEL	30.587
2	64 F. CARICASULO	30.610
3	77 D. AEGERTER	30.627
4	99 A. HUERTAS	30.655
5	66 N. TUULI	30.663
6	61 C. ONCU	30.668
7	3 R. DE ROSA	30.677
8	56 P. SEBESTYEN	30.694
9	32 D. BAYLISS	30.709
10	54 B. SOFUOGLU	30.720
11	11 N. BULEGA	30.747
12	28 G. VAN STRAALLEN	30.748
13	55 Y. MONTELLA	30.827
14	94 A. VERDOIA	30.853
15	17 K. SMITH	30.862
16	7 L. BALDASSARRI	30.874
17	24 L. TACCINI	30.879
18	53 V. DEBISE	30.929
19	10 U. ORRADRE	30.931
20	62 S. MANZI	30.946
21	23 I. VINALES	31.003
22	21 B. CURRIE	31.053
23	73 M. KOFLER	31.066
24	50 D. VOSTATEK	31.113
25	38 H. SOOMER	31.151
26	52 P. HOBELBERGER	31.251
27	69 T. BOOTH-AMOS	31.279
28	9 S. JESPERSEN	31.334
29	22 F. FULIGNI	31.352
30	6 J. BUIS	31.537

SEG. 2		
1	11 N. BULEGA	21.911
2	7 L. BALDASSARRI	21.921
3	64 F. CARICASULO	21.927
4	77 D. AEGERTER	21.936
5	99 A. HUERTAS	21.957
6	55 Y. MONTELLA	21.986
7	61 C. ONCU	22.013
8	28 G. VAN STRAALLEN	22.014
9	3 R. DE ROSA	22.059
10	54 B. SOFUOGLU	22.067
11	62 S. MANZI	22.095
12	94 A. VERDOIA	22.122
13	50 D. VOSTATEK	22.130
14	32 D. BAYLISS	22.138
15	24 L. TACCINI	22.147
16	17 K. SMITH	22.151
17	16 J. CLUZEL	22.169
18	53 V. DEBISE	22.173
19	9 S. JESPERSEN	22.174
20	56 P. SEBESTYEN	22.179
21	69 T. BOOTH-AMOS	22.202
22	38 H. SOOMER	22.232
23	66 N. TUULI	22.254
24	73 M. KOFLER	22.279
25	10 U. ORRADRE	22.291
26	22 F. FULIGNI	22.298
27	52 P. HOBELBERGER	22.312
28	23 I. VINALES	22.351
29	21 B. CURRIE	22.477
30	6 J. BUIS	22.576

SEG. 3		
1	64 F. CARICASULO	22.450
2	99 A. HUERTAS	22.539
3	61 C. ONCU	22.567
4	7 L. BALDASSARRI	22.569
5	11 N. BULEGA	22.579
6	3 R. DE ROSA	22.596
7	28 G. VAN STRAALLEN	22.601
8	56 P. SEBESTYEN	22.618
9	17 K. SMITH	22.657
10	77 D. AEGERTER	22.671
11	32 D. BAYLISS	22.674
12	16 J. CLUZEL	22.676
13	53 V. DEBISE	22.687
14	94 A. VERDOIA	22.726
15	54 B. SOFUOGLU	22.727
16	62 S. MANZI	22.788
17	55 Y. MONTELLA	22.804
18	66 N. TUULI	22.835
19	50 D. VOSTATEK	22.903
20	10 U. ORRADRE	22.930
21	38 H. SOOMER	22.958
22	69 T. BOOTH-AMOS	23.000
23	23 I. VINALES	23.010
24	24 L. TACCINI	23.030
25	21 B. CURRIE	23.032
26	73 M. KOFLER	23.040
27	6 J. BUIS	23.087
28	9 S. JESPERSEN	23.123
29	22 F. FULIGNI	23.246
30	52 P. HOBELBERGER	23.346

SEG. 4		
1	7 L. BALDASSARRI	25.298
2	11 N. BULEGA	25.380
3	99 A. HUERTAS	25.401
4	77 D. AEGERTER	25.461
5	16 J. CLUZEL	25.492
6	53 V. DEBISE	25.511
7	64 F. CARICASULO	25.519
8	28 G. VAN STRAALLEN	25.521
9	55 Y. MONTELLA	25.528
10	32 D. BAYLISS	25.596
11	66 N. TUULI	25.612
12	94 A. VERDOIA	25.614
13	56 P. SEBESTYEN	25.615
14	62 S. MANZI	25.619
15	17 K. SMITH	25.627
16	61 C. ONCU	25.696
17	69 T. BOOTH-AMOS	25.714
18	3 R. DE ROSA	25.782
19	24 L. TACCINI	25.799
20	23 I. VINALES	25.805
21	21 B. CURRIE	25.831
22	10 U. ORRADRE	25.893
23	38 H. SOOMER	25.899
24	73 M. KOFLER	25.912
25	50 D. VOSTATEK	25.930
26	52 P. HOBELBERGER	25.936
27	54 B. SOFUOGLU	25.969
28	22 F. FULIGNI	26.039
29	9 S. JESPERSEN	26.133
30	6 J. BUIS	26.328

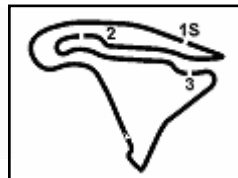
10/09/2022

These data/results cannot be reproduced, stored and/or transmitted in whole or in part by any manner of electronic, mechanical, photocopying, recording, broadcasting or otherwise now known or herein after developed without the previous express consent by the copyright owner, except for reproduction in daily press and regular printed publications on sale to the public within 60 days of the event related to those data/results and always provided that copyright symbol appears together as follows below.

© DORNA WSBK ORGANIZATION Srl 2022

FICR PERUGIA TIMING





Magny-Cours 4.411 m

## Pirelli French Round, 9–11 September 2022

### Ideal Times Tissot Superpole

No. Rider	Nat	Bike	Seg. 1 Diff. 1	Seg. 2 Diff. 2	Seg. 3 Diff. 3	Seg. 4 Diff. 4	Ideal Time Best Lap	Pos.	Diff.
1 64 F. CARICASULO	ITA	Ducati Panigale V2	30.610	21.927 +0.039	<b>22.450</b> +0.020	25.519	<b>1'40.506</b> 1'40.565	1	0.059
2 99 A. HUERTAS	ESP	Kawasaki ZX-6R	30.655 +0.140	21.957	22.539	25.401	<b>1'40.552</b> 1'40.692	3	0.140
3 11 N. BULEGA	ITA	Ducati Panigale V2	30.747 +0.092	<b>21.911</b>	22.579 +0.110	25.380	<b>1'40.617</b> 1'40.819	4	0.202
4 7 L. BALDASSARRI	ITA	Yamaha YZF R6	30.874	21.921	22.569	<b>25.298</b>	<b>1'40.662</b> 1'40.662	2	
5 77 D. AEGERTER	SUI	Yamaha YZF R6	30.627 +0.195	21.936 +0.125	22.671	25.461	<b>1'40.695</b> 1'41.015	5	0.320
6 28 G. VAN STRAALEN	NED	Yamaha YZF R6	30.748 +0.004	22.014 +0.071	22.601 +0.083	25.521 +0.025	<b>1'40.884</b> 1'41.067	6	0.183
7 16 J. CLUZEL	FRA	Yamaha YZF R6	<b>30.587</b> +0.193	22.169 +0.252	22.676	25.492	<b>1'40.924</b> 1'41.369	10	0.445
8 61 C. ONCU	TUR	Kawasaki ZX-6R	30.668	22.013	22.567 +0.217	25.696 +0.029	<b>1'40.944</b> 1'41.190	7	0.246
9 56 P. SEBESTYEN	HUN	Yamaha YZF R6	30.694 +0.159	22.179 +0.168	22.618	25.615	<b>1'41.106</b> 1'41.433	12	0.327
10 3 R. DE ROSA	ITA	Ducati Panigale V2	30.677	22.059 +0.108	22.596 +0.254	25.782 +0.001	<b>1'41.114</b> 1'41.477	13	0.363
11 32 D. BAYLISS	AUS	Ducati Panigale V2	30.709 +0.133	22.138	22.674	25.596 +0.047	<b>1'41.117</b> 1'41.297	8	0.180
12 55 Y. MONTELLA	ITA	Kawasaki ZX-6R	30.827 +0.218	21.986	22.804 +0.086	25.528 +0.080	<b>1'41.145</b> 1'41.529	14	0.384
13 17 K. SMITH	GBR	Yamaha YZF R6	30.862 +0.128	22.151 +0.119	22.657	25.627 +0.043	<b>1'41.297</b> 1'41.587	17	0.290
14 53 V. DEBISE	FRA	Yamaha YZF R6	30.929 +0.093	22.173 +0.141	22.687 +0.006	25.511	<b>1'41.300</b> 1'41.540	15	0.240
15 94 A. VERDOIA	FRA	Yamaha YZF R6	30.853	22.122 +0.027	22.726	25.614 +0.026	<b>1'41.315</b> 1'41.368	9	0.053
16 66 N. TUULI	FIN	MV Agusta F3 800 RR	30.663	22.254	22.835	25.612 +0.012	<b>1'41.364</b> 1'41.376	11	0.012
17 62 S. MANZI	ITA	Triumph Street Triple RS	30.946 +0.128	22.095	22.788	25.619	<b>1'41.448</b> 1'41.576	16	0.128
18 54 B. SOFUOGLU	TUR	MV Agusta F3 800 RR	30.720	22.067 +0.360	22.727 +0.024	25.969	<b>1'41.483</b> 1'41.867	18	0.384
19 24 L. TACCINI	ITA	Yamaha YZF R6	30.879 +0.285	22.147	23.030 +0.090	25.799	<b>1'41.855</b> 1'42.230	21	0.375
20 10 U. ORRADRE	ESP	Yamaha YZF R6	30.931	22.291	22.930	25.893 +0.180	<b>1'42.045</b> 1'42.225	20	0.180
21 50 D. VOSTATEK	CZE	Yamaha YZF R6	31.113	22.130	22.903	25.930 +0.043	<b>1'42.076</b> 1'42.119	19	0.043
22 23 I. VINALES	ESP	Ducati Panigale V2	31.003	22.351 +0.017	23.010 +0.051	25.805	<b>1'42.169</b> 1'42.237	22	0.068
23 69 T. BOOTH-AMOS	GBR	Kawasaki ZX-6R	31.279 +0.071	22.202	23.000 +0.139	25.714	<b>1'42.195</b> 1'42.405	23	0.210
24 38 H. SOOMER	EST	Triumph Street Triple RS	31.151	22.232 +0.099	22.958 +0.021	25.899 +0.165	<b>1'42.240</b> 1'42.525	26	0.285
25 73 M. KOFLER	AUT	Ducati Panigale V2	31.066	22.279 +0.081	23.040	25.912 +0.144	<b>1'42.297</b> 1'42.522	25	0.225
26 21 B. CURRIE	AUS	Kawasaki ZX-6R	31.053	22.477 +0.083	23.032	25.831	<b>1'42.393</b> 1'42.476	24	0.083
27 9 S. JESPERSEN	DEN	Yamaha YZF R6	31.334	22.174	23.123	26.133	<b>1'42.764</b> 1'42.764	27	
28 52 P. HOBELSBERGER	GER	Yamaha YZF R6	31.251 +0.025	22.312	23.346 +0.056	25.936 +0.265	<b>1'42.845</b> 1'43.191	29	0.346
29 22 F. FULIGNI	ITA	Ducati Panigale V2	31.352	22.298	23.246 +0.026	26.039 +0.076	<b>1'42.935</b> 1'43.037	28	0.102
30 6 J. BUIS	NED	Kawasaki ZX-6R	31.537 +0.064	22.576 +0.023	23.087 +0.357	26.328	<b>1'43.528</b> 1'43.972	30	0.444
<b>Overall Ideal Time</b>			30.587	21.911	22.450	25.298	<b>1'40.246</b>		

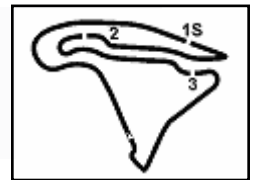
10/09/2022

These data/results cannot be reproduced, stored and/or transmitted in whole or in part by any manner of electronic, mechanical, photocopying, recording, broadcasting or otherwise now known or herein after developed without the previous express consent by the copyright owner, except for reproduction in daily press and regular printed publications on sale to the public within 60 days of the event related to those data/results and always provided that copyright symbol appears together as follows below.

© DORNA WSBK ORGANIZATION Srl 2022

FIGR PERUGIA TIMING





**Pirelli French Round, 9-11 September 2022**  
**Chronological Analysis Tissot Superpole**

1° 64 F. CARICASULO [1'40.565]							
Lap	Seg1	Seg2	Seg3	Seg4	Lap Time	km/h	Local Time
1		28.277	25.679	28.043		212,2	10:27'01.166
2	31.077	27.549	23.114	31.953	1'53.693	260,9	10:28'54.859
3	30.765	22.290	22.718	25.721	1'41.494	260,9	10:30'36.353
4	30.702	22.315	23.205	26.025	1'42.247	<b>265,4</b>	10:32'18.600
5	30.698	22.030	22.492	25.692	1'40.912	264,1	10:33'59.512
6	30.723	22.068	<b>22.450</b>	25.650	1'40.891	262,1	10:35'40.403
7	31.261	22.751	23.121	28.046	1'45.179P	256,5	10:37'25.582
8	2'27.064	23.875	22.765	25.792	3'39.496P	251,7	10:41'05.078
9	<b>30.610</b>	21.966	22.470	<b>25.519</b>	<b>1'40.565</b>	259,0	10:42'45.643
10	30.733	<b>21.927</b>	22.521	1'40.929	260,9	10:44'26.572	
11	30.983	21.970	23.534	29.704	1'46.191	260,2	10:46'12.763

2° 7 L. BALDASSARRI [1'40.662]							
Lap	Seg1	Seg2	Seg3	Seg4	Lap Time	km/h	Local Time
1		23.448	23.659	25.962		246,0	10:26'50.355
2	31.540	22.158	22.914	25.730	1'42.342	255,3	10:28'32.697
3	31.299	22.184	22.953	25.812	1'42.248	255,9	10:30'14.945
4	31.270	22.114	23.911	26.459	1'43.754	255,9	10:31'58.699
5	30.876	22.197	22.635	25.491	1'41.199	<b>262,1</b>	10:33'39.898
6	31.187	24.030	23.414	27.853	1'46.484P	259,0	10:35'26.382
7	3'13.131	28.151	30.554	30.466	4'42.302P	255,9	10:40'08.684
8	34.219	22.335	27.558	35.802	1'59.914	238,9	10:42'08.598
9	32.025	27.851	23.035	25.492	1'48.403	208,9	10:43'57.001
10	<b>30.874</b>	<b>21.921</b>	<b>22.569</b>	<b>25.298</b>	<b>1'40.662</b>	257,1	10:45'37.663

3° 99 A. HUERTAS [1'40.692]							
Lap	Seg1	Seg2	Seg3	Seg4	Lap Time	km/h	Local Time
1		24.081	24.300	27.444		254,1	10:27'03.879
2	31.100	22.651	24.237	28.518	1'46.506C	259,0	10:28'50.385
3	30.780	22.135	22.609	25.706	1'41.230	<b>260,9</b>	10:30'31.615
4	30.693	23.753	22.987	26.236	1'43.669	252,3	10:32'15.284
5	31.046	22.293	22.628	25.791	1'41.758	255,9	10:33'57.042
6	31.847	23.818	22.824	28.535	1'47.024P	257,1	10:35'44.066
7	3'40.745	22.683	22.904	25.872	4'52.204P	251,7	10:40'36.270
8	30.795	<b>21.957</b>	<b>22.539</b>	<b>25.401</b>	<b>1'40.692</b>	254,7	10:42'16.962
9	30.824	22.146	22.589	25.618	1'41.177	254,7	10:43'58.139
10	<b>30.655</b>	22.185	22.624	25.548	1'41.012	254,7	10:45'39.151

4° 11 N. BULEGA [1'40.819]							
Lap	Seg1	Seg2	Seg3	Seg4	Lap Time	km/h	Local Time
1		24.024	23.577	26.135		238,4	10:27'24.132
2	31.078	22.366	22.980	30.246	1'46.670	256,5	10:29'10.802
3	30.841	22.589	23.003	25.704	1'42.137	262,8	10:30'52.939
4	30.816	22.309	22.820	25.583	1'41.528	<b>263,4</b>	10:32'34.467
5	30.846	22.171	22.834	25.556	1'41.407	255,9	10:34'15.874
6	31.439	23.166	23.982	29.873	1'48.460P	251,7	10:36'04.334
7	3'35.841	22.972	23.387	26.761	4'48.961P	252,3	10:40'53.295
8	<b>30.747</b>	22.255	<b>22.579</b>	25.680	1'41.261	257,1	10:42'34.556
9	30.839	<b>21.911</b>	22.689	<b>25.380</b>	<b>1'40.819</b>	253,5	10:44'15.375
10	30.815	22.025	22.634	25.506	1'40.980	253,5	10:45'56.355

5° 77 D. AEGERTER [1'41.015]							
Lap	Seg1	Seg2	Seg3	Seg4	Lap Time	km/h	Local Time
1		23.447	23.897	26.613		249,4	10:27'48.704
2	30.988	22.184	22.941	25.993	1'42.106	254,7	10:29'30.810
3	30.855	22.218	22.801	25.816	1'41.690	256,5	10:31'12.500
4	<b>30.627</b>	<b>21.936</b>	22.753	25.700	1'41.016	<b>257,1</b>	10:32'53.516
5	31.608	22.352	23.024	28.952	1'45.936P	251,7	10:34'39.452
6	3'58.681	28.019	30.975	30.231	5'27.906P	253,5	10:40'07.358
7	33.477	22.677	30.655	33.588	2'00.397	239,5	10:42'07.755

8	32.261	27.198	22.821	25.589	1'47.869	203,8	10:43'55.624
9	30.822	22.061	<b>22.671</b>	<b>25.461</b>	<b>1'41.015</b>	254,7	10:45'36.639

6° 28 G. VAN STRAALEN [1'41.067]							
Lap	Seg1	Seg2	Seg3	Seg4	Lap Time	km/h	Local Time
1		24.173	23.644	26.587		222,2	10:26'52.109
2	30.932	22.429	23.281	26.315	1'42.957	252,3	10:28'35.066
3	30.914	22.353	23.035	25.980	1'42.282	258,4	10:30'17.348
4	30.820	22.288	22.971	25.732	1'41.811	<b>259,0</b>	10:31'59.159
5	30.946	22.318	23.133	29.245	1'45.642P	255,9	10:33'44.801
6	2'42.334	22.681	23.152	25.832	3'53.999P	250,0	10:37'38.800
7	30.916	22.173	22.955	<b>25.521</b>	1'41.565	255,3	10:39'20.365
8	<b>30.748</b>	<b>22.014</b>	22.696	25.635	1'41.093	255,3	10:41'01.458
9	30.752	22.085	22.684	25.546	<b>1'41.067</b>	254,1	10:42'42.525
10	30.803	22.261	<b>22.601</b>	25.684	1'41.349	252,9	10:44'23.874
11	30.768	22.040	22.715	25.690	1'41.213	254,1	10:46'05.087

7° 61 C. ONCU [1'41.190]							
Lap	Seg1	Seg2	Seg3	Seg4	Lap Time	km/h	Local Time
1		24.731	23.128	26.605		246,0	10:26'51.962
2	30.939	22.202	<b>22.567</b>	<b>25.696</b>	1'41.404	253,5	10:28'33.366
3	30.716	23.424	22.603	26.114	1'42.857	255,3	10:30'16.223
4	<b>30.668</b>	<b>22.013</b>	22.784	25.725	<b>1'41.190</b>	<b>261,5</b>	10:31'57.413
5	31.111	22.127	22.856	30.591	1'46.685P	255,9	10:33'44.098
6	5'02.295	23.113	30.568	30.893	6'26.869P	253,5	10:40'10.967
7	33.069	22.561	27.627	35.937	1'59.194	239,5	10:42'10.161
8	30.750	28.115	23.137	25.908	1'47.910	259,0	10:43'58.071
9	30.747	22.252	22.783	26.143	1'41.925	256,5	10:45'39.996

8° 32 D. BAYLISS [1'41.297]							
Lap	Seg1	Seg2	Seg3	Seg4	Lap Time	km/h	Local Time
1		25.355	24.074	34.327		221,3	10:27'02.898
2	31.035	23.162	23.942	26.375	1'44.514	<b>264,1</b>	10:28'47.412
3	31.424	22.520	23.003	25.866	1'42.813	257,1	10:30'30.225
4	31.026	22.419	23.023	25.666	1'42.134	262,1	10:32'12.359
5	31.367	26.038	25.177	27.988	1'50.570P	255,3	10:34'02.929
6	5'32.830	25.359	24.982	27.588	6'50.759P	222,2	10:40'53.688
7	30.880	22.260	22.833	25.793	1'41.766	260,2	10:42'35.454
8	<b>30.709</b>	22.395	22.829	<b>25.596</b>	1'41.529	261,5	10:44'16.983
9	30.842	<b>22.138</b>	<b>22.674</b>	25.643	<b>1'41.297</b>	257,1	10:45'58.280

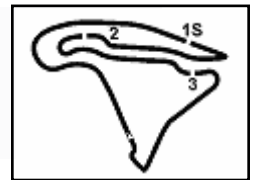
9° 94 A. VERDOIA [1'41.368]							
Lap	Seg1	Seg2	Seg3	Seg4	Lap Time	km/h	Local Time
1		24.256	24.259	26.459		246,0	10:27'14.758
2	31.102	22.211	23.121	25.698	1'42.132	252,9	10:28'56.890
3	30.926	22.175	22.795	25.726	1'41.622	256,5	10:30'38.512
4	30.940	22.748	23.054	28.943	1'45.685P	<b>260,2</b>	10:32'24.197
5	4'33.404	23.209	23.568	26.275	5'46.456P	250,0	10:38'10.653
6	30.980	23.526	25.938	26.047	1'46.491C	253,5	10:39'57.144
7	30.977	<b>22.122</b>	22.795	<b>25.614</b>	1'41.508	252,9	10:41'38.652
8	<b>30.853</b>	22.149	<b>22.726</b>	25.640	<b>1'41.368</b>	251,2	10:43'20.020
9	31.236	26.838	24.750	26.478	1'49.302C	250,6	10:45'09.322

10° 16 J. CLUZEL [1'41.369]							
Lap	Seg1	Seg2	Seg3	Seg4	Lap Time	km/h	Local Time
1		23.211	23.705	26.338		243,8	10:27'19.832
2	31.346	25.693	25.285	27.010	1'49.334	252,3	10:29'09.166
3	31.206	22.220	22.976	25.983	1'42.385	254,1	10:30'51.551
4	31.109	25.057	23.125	27.786	1'47.077P	254,7	10:32'38.628
5	3'51.863	28.686	24.475	25.851	5'10.875P	252,3	10:37'49.503
6	30.933	<b>22.169</b>	22.731	26.166	1'41.999	255,3	10:39'31.502
7	<b>30.587</b>	27.508	26.378	26.943	1'51.416C	<b>262,1</b>	10:41'22.918

10/09/2022 P = Pits In/Out - C = Lap Time Cancelled

These data/results cannot be reproduced, stored and/or transmitted in whole or in part by any manner of electronic, mechanical, photocopying, recording, broadcasting or otherwise now known or herein after developed without the previous express consent by the copyright owner, except for reproduction in daily press and regular printed publications on sale to the public within 60 days of the event related to those data/results and always provided that copyright symbol appears together as follows below.

© DORNA WSBK ORGANIZATION Srl 2022



**Pirelli French Round, 9-11 September 2022**  
**Chronological Analysis Tissot Superpole**

8	30.780	22.421	<b>22.676</b>	<b>25.492</b>	<b>1'41.369</b>	258,4	10:43'04.287
9	30.908	26.011	24.056	26.315	1'47.290C	255,9	10:44'51.577
10	30.897	22.252	22.691	25.995	1'41.835	254,7	10:46'33.412

5	1'41.534	22.655	22.899	26.023	2'53.111P	250,0	10:35'08.388
6	31.022	22.314	22.693	<b>25.511</b>	<b>1'41.540</b>	251,2	10:36'49.928
7	31.026	22.174	<b>22.687</b>	25.668	1'41.555	251,7	10:38'31.483
8	31.092	<b>22.173</b>	22.753	25.651	1'41.669	251,7	10:40'13.152
9	31.042	23.013	23.590	37.088	1'54.733	255,9	10:42'07.885
10	31.650	24.044	24.916	27.300	1'47.910	247,7	10:43'55.795
11	31.039	22.179	22.702	25.674	1'41.594	255,3	10:45'37.389

11° 66 N. TUULI [1'41.376]							
Lap	Seg1	Seg2	Seg3	Seg4	Lap Time	km/h	Local Time
1		23.864	24.269	26.405		252,9	10:27'27.524
2	31.077	22.473	23.096	26.097	1'42.743	255,9	10:29'10.267
3	30.741	23.046	23.475	25.915	1'43.177	<b>261,5</b>	10:30'53.444
4	30.705	22.433	22.934	25.792	1'41.864	260,2	10:32'35.308
5	30.782	22.479	23.619	31.057	1'47.937P	259,0	10:34'23.245
6	3'54.969	22.929	23.155	31.438	5'12.491P	243,2	10:39'35.736
7	30.772	22.382	23.102	<b>25.612</b>	1'41.868	259,0	10:41'17.604
8	<b>30.663</b>	<b>22.254</b>	<b>22.835</b>	25.624	<b>1'41.376</b>	256,5	10:42'58.980
9	31.197	22.422	28.099	25.720	1'47.438	255,9	10:44'46.418
10	38.324	23.153	25.121	26.970	1'53.568	249,4	10:46'39.986

16° 62 S. MANZI [1'41.576]							
Lap	Seg1	Seg2	Seg3	Seg4	Lap Time	km/h	Local Time
1		25.297	24.225	27.389		220,4	10:27'03.635
2	31.392	23.088	23.354	27.075	1'44.909	254,7	10:28'48.544
3	<b>30.946</b>	25.209	23.555	26.054	1'45.764	252,9	10:30'34.308
4	31.413	22.842	23.700	30.990	1'48.945P	251,2	10:32'23.253
5	6'02.732	23.467	23.246	25.943	7'15.388P	248,8	10:39'38.641
6	31.139	22.351	23.108	25.786	1'42.384	<b>257,1</b>	10:41'21.025
7	31.251	22.141	22.936	25.704	1'42.032	255,9	10:43'03.057
8	31.084	22.346	22.987	25.785	1'42.202	<b>257,1</b>	10:44'45.259
9	31.074	<b>22.095</b>	<b>22.788</b>	<b>25.619</b>	<b>1'41.576</b>	<b>257,1</b>	10:46'26.835

12° 56 P. SEBASTYEN [1'41.433]							
Lap	Seg1	Seg2	Seg3	Seg4	Lap Time	km/h	Local Time
1		23.656	23.221	26.416		235,3	10:26'51.198
2	31.296	22.474	22.946	26.241	1'42.957	255,3	10:28'34.155
3	<b>30.694</b>	22.232	22.834	26.448	1'42.208	<b>259,6</b>	10:30'16.363
4	31.056	22.208	22.785	26.155	1'42.204	258,4	10:31'58.567
5	30.841	22.485	22.902	28.528	1'44.756P	258,4	10:33'43.323
6	4'43.073	23.587	23.780	26.285	5'56.725P	246,6	10:39'40.048
7	30.853	22.347	<b>22.618</b>	<b>25.615</b>	<b>1'41.433</b>	256,5	10:41'21.481
8	31.897	23.912	23.719	26.639	1'46.167	255,3	10:43'07.648
9	31.115	<b>22.179</b>	22.693	26.563	1'42.550	257,1	10:44'50.198
10	30.951	22.202	22.673	25.960	1'41.786	256,5	10:46'31.984

17° 17 K. SMITH [1'41.587]							
Lap	Seg1	Seg2	Seg3	Seg4	Lap Time	km/h	Local Time
1		26.102	23.882	26.858		246,0	10:26'54.293
2	31.992	22.538	22.859	26.242	1'43.631	253,5	10:28'37.924
3	31.055	22.209	22.839	29.072	1'45.175	255,9	10:30'23.099
4	31.007	22.377	22.893	26.027	1'42.304	255,9	10:32'05.403
5	31.267	23.522	24.008	30.845	1'49.642P	250,0	10:33'55.045
6	4'11.803	23.152	23.454	25.981	5'24.390P	246,6	10:39'19.435
7	31.143	22.198	22.867	<b>25.627</b>	1'41.835	250,6	10:41'01.270
8	30.990	22.270	<b>22.657</b>	25.670	<b>1'41.587</b>	251,2	10:42'42.857
9	<b>30.862</b>	22.334	22.768	25.682	1'41.646	<b>256,5</b>	10:44'24.503
10	31.200	<b>22.151</b>	22.898	25.965	1'42.214	250,6	10:46'06.717

13° 3 R. DE ROSA [1'41.477]							
Lap	Seg1	Seg2	Seg3	Seg4	Lap Time	km/h	Local Time
1		24.045	23.444	26.882		250,0	10:27'25.392
2	30.872	22.370	22.941	28.365	1'44.548	257,8	10:29'09.940
3	31.052	22.454	22.836	25.935	1'42.277	258,4	10:30'52.217
4	31.006	22.439	26.474	26.056	1'45.975	<b>259,0</b>	10:32'38.192
5	31.040	22.352	22.709	25.992	1'42.093	256,5	10:34'20.285
6	32.869	23.871	24.207	30.958	1'51.905P	244,3	10:36'12.190
7	3'27.378	22.757	23.375	26.770	4'40.280P	252,9	10:40'52.470
8	30.914	22.320	22.882	26.487	1'42.603	251,7	10:42'35.073
9	<b>30.677</b>	22.167	22.850	25.783	<b>1'41.477</b>	257,1	10:44'16.550
10	31.109	<b>22.059</b>	<b>22.596</b>	<b>25.782</b>	1'41.546	254,7	10:45'58.096

18° 54 B. SOFUOGLU [1'41.867]							
Lap	Seg1	Seg2	Seg3	Seg4	Lap Time	km/h	Local Time
1		26.691	24.476	28.834		236,8	10:27'02.671
2	31.110	23.157	23.706	26.277	1'44.250	260,2	10:28'46.921
3	30.990	22.647	23.160	26.012	1'42.809	259,0	10:30'29.730
4	30.868	22.309	23.016	26.154	1'42.347	260,2	10:32'12.077
5	30.831	22.621	23.779	31.886	1'49.117CP	<b>261,5</b>	10:34'01.194
6	4'16.936	22.800	23.171	27.214	5'30.121P	254,1	10:39'31.315
7	<b>30.720</b>	22.427	22.751	<b>25.969</b>	<b>1'41.867</b>	257,1	10:41'13.182
8	30.977	27.356	22.911	26.609	1'47.853	254,1	10:43'01.035
9	30.811	22.470	23.518	26.393	1'43.192C	<b>261,5</b>	10:44'44.227
10	31.147	<b>22.067</b>	<b>22.727</b>	26.027	1'41.968	255,9	10:46'26.195

14° 55 Y. MONTELLA [1'41.529]							
Lap	Seg1	Seg2	Seg3	Seg4	Lap Time	km/h	Local Time
1		23.554	23.552	26.298		240,5	10:26'50.810
2	31.181	22.399	<b>22.804</b>	25.848	1'42.232	251,2	10:28'33.042
3	31.093	22.660	22.868	25.810	1'42.431	250,0	10:30'15.473
4	<b>30.827</b>	22.379	22.927	26.084	1'42.217	255,9	10:31'57.690
5	30.969	22.300	22.872	<b>25.528</b>	1'41.669	254,1	10:33'39.359
6	31.252	24.843	23.216	28.289	1'47.600P	255,3	10:35'26.959
7	4'26.947	23.138	22.934	25.752	5'38.771P	<b>259,6</b>	10:41'05.730
8	30.896	22.238	22.875	25.705	1'41.714	257,1	10:42'47.444
9	31.045	<b>21.986</b>	22.890	25.608	<b>1'41.529</b>	254,7	10:44'28.973
10	33.063	23.238	23.307	26.214	1'45.822	233,3	10:46'14.795

19° 50 O. VOSTATEK [1'42.119]							
Lap	Seg1	Seg2	Seg3	Seg4	Lap Time	km/h	Local Time
1		24.754	23.843	26.288		231,8	10:26'52.863
2	31.629	22.870	23.351	26.052	1'43.902	252,3	10:28'36.765
3	31.365	22.537	23.151	26.376	1'43.429	253,5	10:30'20.194
4	31.465	22.448	23.392	26.171	1'43.476	253,5	10:32'03.670
5	32.870	23.839	24.005	31.100	1'51.814P	232,8	10:33'55.484
6	4'13.243	22.715	23.981	26.659	5'26.598P	249,4	10:39'22.082
7	31.319	22.730	23.314	<b>25.930</b>	1'43.293	254,1	10:41'05.375
8	31.342	22.468	23.104	25.990	1'42.904	248,8	10:42'48.279
9	<b>31.113</b>	<b>22.130</b>	<b>22.903</b>	25.973	<b>1'42.119</b>	<b>254,7</b>	10:44'30.398
10	31.255	23.650	23.934	25.994	1'44.833	250,0	10:46'15.231

15° 53 V. DEBISE [1'41.540]							
Lap	Seg1	Seg2	Seg3	Seg4	Lap Time	km/h	Local Time
1		26.749	23.669	30.275		245,5	10:27'02.040
2	31.169	24.318	24.260	27.439	1'47.186C	256,5	10:28'49.226
3	<b>30.929</b>	22.366	22.736	25.924	1'41.955	259,0	10:30'31.181
4	31.068	22.307	22.741	27.980	1'44.096P	<b>259,6</b>	10:32'15.277

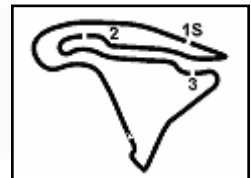
20° 10 U. ORRADRE [1'42.225]							
Lap	Seg1	Seg2	Seg3	Seg4	Lap Time	km/h	Local Time
1		25.303	24.157	30.451		237,9	10:26'58.741

10/09/2022 P = Pits In/Out - C = Lap Time Cancelled

These data/results cannot be reproduced, stored and/or transmitted in whole or in part by any manner of electronic, mechanical, photocopying, recording, broadcasting or otherwise now known or herein after developed without the previous express consent by the copyright owner, except for reproduction in daily press and regular printed publications on sale to the public within 60 days of the event related to those data/results and always provided that copyright symbol appears together as follows below.

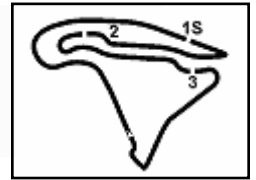
© DORNA WSBK ORGANIZATION Srl 2022





**Pirelli French Round, 9-11 September 2022**  
**Chronological Analysis Tissot Superpole**

20°								73 M. KOFLER [1'42.522]							
Lap	Seg.1	Seg.2	Seg.3	Seg.4	Lap Time	km/h	Local Time	Lap	Seg.1	Seg.2	Seg.3	Seg.4	Lap Time	km/h	Local Time
1								1		25.417	24.741	28.421	208,1	10:26'58.271	
2	31.369	22.475	23.182	25.900	1'42.926	256,5	10:30'24.855	2	31.390	22.475	23.331	26.111	1'43.307	259,6	10:28'41.578
3	31.159	22.418	23.119	26.405	1'43.101	<b>259,6</b>	10:32'07.956	3	31.743	23.016	24.274	31.525	1'50.558	255,3	10:30'32.136
4	32.602	22.779	23.507	30.021	1'48.909P	255,3	10:33'56.865	4	31.155	22.434	23.108	25.947	1'42.644	<b>261,5</b>	10:32'14.780
5	2'34.510	26.321	26.547	26.459	3'53.837CP	251,7	10:37'50.702	5	31.573	22.885	23.499	28.969	1'46.926P	249,4	10:34'01.706
6	31.014	22.776	23.330	26.970	1'44.090	258,4	10:39'34.792	6	5'38.231	22.843	23.597	27.603	6'52.274P	251,2	10:40'53.980
7	31.232	22.460	23.601	<b>25.893</b>	1'43.186	257,1	10:41'17.978	7	<b>31.066</b>	22.360	<b>23.040</b>	26.056	<b>1'42.522</b>	259,0	10:42'36.502
8	<b>30.931</b>	<b>22.291</b>	<b>22.930</b>	26.073	<b>1'42.225</b>	258,4	10:43'00.203	8	34.920	25.020	23.533	27.087	1'50.560	250,0	10:44'27.062
9	31.041	22.563	23.138	25.990	1'42.732	258,4	10:44'42.935	9	31.330	<b>22.279</b>	23.150	<b>25.912</b>	1'42.671	255,9	10:46'09.733
10															
21°								24 L. TACCINI [1'42.230]							
Lap	Seg.1	Seg.2	Seg.3	Seg.4	Lap Time	km/h	Local Time	Lap	Seg.1	Seg.2	Seg.3	Seg.4	Lap Time	km/h	Local Time
1		23.617	23.477	27.023		226,9	10:26'51.697	1							
2	31.057	22.633	23.288	26.226	1'43.204	257,1	10:28'34.901	2	31.249	22.313	23.117	25.944	1'42.623	250,6	10:28'40.617
3	31.012	22.320	<b>23.030</b>	25.908	1'42.270	255,9	10:30'17.171	3	31.630	22.676	23.614	27.083	1'45.003C	<b>258,4</b>	10:30'25.620
4	30.921	22.261	22.503	26.200	1'41.885C	259,0	10:31'59.056	4	<b>31.151</b>	22.331	22.979	26.064	<b>1'42.525</b>	<b>256,5</b>	10:32'08.145
5	<b>30.879</b>	22.326	23.093	28.755	1'45.053P	<b>260,9</b>	10:33'44.109	5	31.973	22.967	23.534	29.923	1'48.397P	254,7	10:33'56.542
6	6'10.458	22.752	22.871	25.997	7'22.078CP	257,1	10:41'06.187	6	4'20.770	22.971	23.529	26.734	5'34.004P	252,3	10:39'30.546
7	31.092	22.388	22.437	25.612	1'41.529C	257,1	10:42'47.716	7	31.370	22.644	<b>22.958</b>	<b>25.899</b>	1'42.871	254,7	10:41'13.417
8	31.164	<b>22.147</b>	23.120	<b>25.799</b>	<b>1'42.230</b>	256,5	10:44'29.946	8	40.638	22.906	23.155	26.075	1'52.774	250,0	10:43'06.191
9	31.623	23.462	23.801	26.186	1'45.072	251,2	10:46'15.018	9	31.247	22.345	23.233	26.094	1'42.919	254,7	10:44'49.110
10								10	31.438	<b>22.232</b>	23.021	26.052	1'42.743	252,3	10:46'31.853
22°								38 H. SOOMER [1'42.525]							
Lap	Seg.1	Seg.2	Seg.3	Seg.4	Lap Time	km/h	Local Time	Lap	Seg.1	Seg.2	Seg.3	Seg.4	Lap Time	km/h	Local Time
1							10:25'28.857	1		25.364	24.920	28.337		213,0	10:26'57.994
2	44.740	23.623	24.254	26.675	1'59.292P	248,8	10:27'28.149	2	31.630	22.676	23.614	27.083	1'45.003C	<b>258,4</b>	10:30'25.620
3	31.647	23.117	23.864	29.770	1'48.398P	255,9	10:29'16.547	3	31.151	22.331	22.979	26.064	<b>1'42.525</b>	<b>256,5</b>	10:32'08.145
4	4'21.946	32.657	25.327	36.580	5'56.510P	225,0	10:35'13.057	4	31.973	22.967	23.534	29.923	1'48.397P	254,7	10:33'56.542
5	1'15.727	22.948	23.585	34.961	2'37.221P	251,7	10:37'50.278	5	4'20.770	22.971	23.529	26.734	5'34.004P	252,3	10:39'30.546
6	31.325	22.404	23.174	26.153	1'43.056	257,1	10:39'33.334	6	31.370	22.644	<b>22.958</b>	<b>25.899</b>	1'42.871	254,7	10:41'13.417
7	31.081	22.416	23.057	26.154	1'42.708	256,5	10:41'16.042	7	40.638	22.906	23.155	26.075	1'52.774	250,0	10:43'06.191
8	31.011	22.607	23.090	26.084	1'42.792	<b>258,4</b>	10:42'58.834	8	31.247	22.345	23.233	26.094	1'42.919	254,7	10:44'49.110
9	<b>31.003</b>	22.368	23.061	<b>25.805</b>	<b>1'42.237</b>	255,9	10:44'41.071	9	31.438	<b>22.232</b>	23.021	26.052	1'42.743	252,3	10:46'31.853
10	31.325	<b>22.351</b>	<b>23.010</b>	25.914	1'42.600	257,8	10:46'23.671								
23°								9 S. JESPERSEN [1'42.764]							
Lap	Seg.1	Seg.2	Seg.3	Seg.4	Lap Time	km/h	Local Time	Lap	Seg.1	Seg.2	Seg.3	Seg.4	Lap Time	km/h	Local Time
1							10:25'10.663	1							
2	44.740	23.623	24.254	26.675	1'59.292P	248,8	10:27'28.149	2	48.289	24.786	24.881	26.925	2'04.881P	244,9	10:27'15.544
3	31.647	23.117	23.864	29.770	1'48.398P	255,9	10:29'16.547	3	31.737	22.564	23.327	26.167	1'43.795	253,5	10:28'59.339
4	4'21.946	32.657	25.327	36.580	5'56.510P	225,0	10:35'13.057	4	31.679	22.446	23.346	26.254	1'43.725	<b>254,7</b>	10:30'43.064
5	1'15.727	22.948	23.585	34.961	2'37.221P	251,7	10:37'50.278	5	31.543	24.120	24.440	29.812	1'49.915P	254,1	10:32'32.979
6	31.325	22.404	23.174	26.153	1'43.056	257,1	10:39'33.334	6	6'07.592	27.268	30.790	30.564	7'36.214P	252,9	10:40'09.193
7	31.081	22.416	23.057	26.154	1'42.708	256,5	10:41'16.042	7	34.021	22.641	27.117	35.921	1'59.700	229,8	10:42'08.893
8	31.011	22.607	23.090	26.084	1'42.792	<b>258,4</b>	10:42'58.834	8	<b>31.334</b>	<b>22.174</b>	<b>23.123</b>	<b>26.133</b>	<b>1'42.764</b>	254,1	10:43'51.657
9	<b>31.003</b>	22.368	23.061	<b>25.805</b>	<b>1'42.237</b>	255,9	10:44'41.071	9	32.945	25.696	23.222	26.612	1'48.475	249,4	10:45'40.132
10	31.325	<b>22.351</b>	<b>23.010</b>	25.914	1'42.600	257,8	10:46'23.671								
23°								22 F. FULIGNI [1'43.037]							
Lap	Seg.1	Seg.2	Seg.3	Seg.4	Lap Time	km/h	Local Time	Lap	Seg.1	Seg.2	Seg.3	Seg.4	Lap Time	km/h	Local Time
1		25.840	23.963	30.832		234,8	10:27'01.497	1							10:25'37.686
2	31.757	23.407	24.200	26.905	1'46.269	254,7	10:28'47.766	2	46.107	24.122	24.308	27.333	2'01.870P	240,5	10:27'39.556
3	31.381	22.707	23.091	26.086	1'43.265	<b>257,1</b>	10:30'31.031	3	32.276	23.040	23.565	26.597	1'45.478	250,0	10:29'25.034
4	<b>31.279</b>	22.547	23.109	26.005	1'42.940	253,5	10:32'13.971	4	31.657	22.885	23.560	26.447	1'44.549	251,7	10:31'09.583
5	31.285	22.430	<b>23.000</b>	26.135	1'42.850	255,9	10:33'56.821	5	32.022	22.739	23.951	28.043	1'46.755P	251,2	10:32'56.338
6	31.617	25.584	23.429	28.167	1'48.797P	251,2	10:35'45.618	6	4'07.325	23.366	23.571	26.549	5'20.811P	247,1	10:38'17.149
7	4'11.515	23.357	25.367	28.134	5'28.373P	246,6	10:41'13.991	7	31.546	22.376	23.512	26.209	1'43.643	252,9	10:40'00.792
8	31.354	22.410	23.094	26.021	1'42.879	252,3	10:42'56.870	8	31.529	22.376	<b>23.246</b>	<b>26.039</b>	1'43.190	251,7	10:41'43.982
9	31.428	22.290	23.047	25.752	1'42.517	250,6	10:44'39.387	9	<b>31.352</b>	<b>22.298</b>	23.272	26.115	<b>1'43.037</b>	<b>253,5</b>	10:43'27.019
10	31.350	<b>22.202</b>	23.139	<b>25.714</b>	<b>1'42.405</b>	250,6	10:46'21.792	10	32.265	23.060	23.915	27.065	1'46.305	252,9	10:45'13.324
24°								21 B. CURRIE [1'42.476]							
Lap	Seg.1	Seg.2	Seg.3	Seg.4	Lap Time	km/h	Local Time	Lap	Seg.1	Seg.2	Seg.3	Seg.4	Lap Time	km/h	Local Time
1		25.083	24.353	26.898		222,7	10:26'53.847	1							
2	31.349	22.903	23.396	26.319	1'43.967	259,6	10:28'37.814	2	46.807	24.903	24.963	27.531	2'04.204P	235,8	10:27'05.631
3	31.373	22.754	23.350	28.309	1'45.786	<b>260,2</b>	10:30'23.600	3	31.598	23.269	23.839	27.035	1'45.741	255,3	10:28'51.372
4	31.147	22.682	23.848	26.542	1'44.219	259,6	10:32'07.819	4	31.568	22.591	<b>23.346</b>	26.443	1'43.948	256,5	10:30'35.320
5	33.031	23.299	23.708	29.615	1'49.653P	248,3	10:33'57.472	5	31.363	22.443	23.813	26.680	1'44.299	<b>259,6</b>	10:32'19.619
6	4'13.214	29.086	25.182	27.629	5'35.111P	251,2	10:39'32.583	6	<b>31.251</b>	22.567	23.421	26.300	1'43.539	257,1	10:34'03.158
7	31.244	22.646	23.237	25.951	1'43.078	257,1	10:41'15.661	7	31.472	22.386	23.796	30.119	1'47.773P	254,7	10:35'50.931
8	<b>31.053</b>	22.560	<b>23.032</b>	<b>25.831</b>	<b>1'42.476</b>	256,5	10:42'58.137	8	4'02.255	25.217	24.084	26.348	5'17.904P	248,3	10:41'08.835
9	31.227	<b>22.477</b>	23.153	25.890	1'42.747	255,9	10:44'40.884	9	31.276	<b>22.312</b>	23.402	26.201	<b>1'43.191</b>	252,9	10:42'52.026
10	31.464	22.851	23.282	25.959	1'43.556	255,9	10:46'24.440	10	31.404	22.388	23.482	<b>25.936</b>	1'43.210	251,2	10:44'35.236
29°								52 P. HOBELSBERGER [1'43.191]							
Lap	Seg.1	Seg.2	Seg.3	Seg.4	Lap Time	km/h	Local Time	Lap							



**Pirelli French Round, 9-11 September 2022**  
**Chronological Analysis Tissot Superpole**

11 31.621 22.562 23.413 26.469 1'44.065 250,6 10:46'19,301

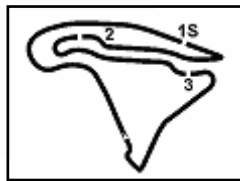
30°		6 J. BUIS [1'43.972]					
Lap	Seg.1	Seg.2	Seg.3	Seg.4	Lap Time	km/h	Local Time
1		24.690	24.074	27.445		232,8	10:26'54.611
2	31.742	23.188	23.585	26.640	1'45.155	<b>254,1</b>	10:28'39.766
3	32.057	23.894	25.503	29.060	1'50.514P	252,3	10:30'30.280
4	2'23.199	22.870	23.294	27.360	3'36.723CP	<b>254,1</b>	10:34'07.003
5	31.818	22.896	23.616	26.500	1'44.830	252,3	10:35'51.833
6	31.664	22.724	23.502	26.513	1'44.403	250,6	10:37'36.236
7	32.038	22.870	23.665	28.357	1'46.930P	251,7	10:39'23.166
8	2'03.081	22.867	23.393	26.646	3'15.987P	253,5	10:42'39.153
9	31.601	22.599	23.444	<b>26.328</b>	<b>1'43.972</b>	251,7	10:44'23.125
10	<b>31.537</b>	<b>22.576</b>	<b>23.087</b>	27.038	1'44.238	248,8	10:46'07.363

10/09/2022 P = Pits In/Dut - C = Lap Time Cancelled

These data/results cannot be reproduced, stored and/or transmitted in whole or in part by any manner of electronic, mechanical, photocopying, recording, broadcasting or otherwise now known or herein after developed without the previous express consent by the copyright owner, except for reproduction in daily press and regular printed publications on sale to the public within 60 days of the event related to those data/results and always provided that copyright symbol appears together as follows below.

© DORNA WSBK ORGANIZATION Srl 2022





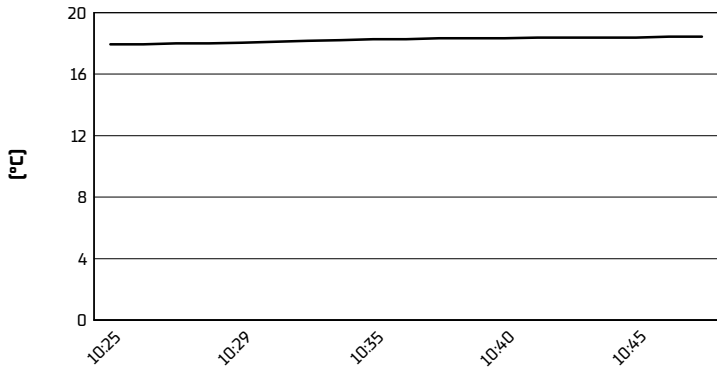
Magny-Cours 4.411 m

**Pirelli French Round, 9-11 September 2022**

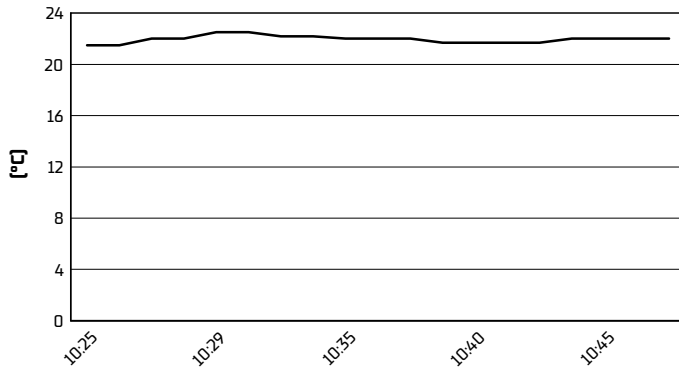
**Weather Report Tissot Superpole**

Session started 10:25 - Session ended 10:48

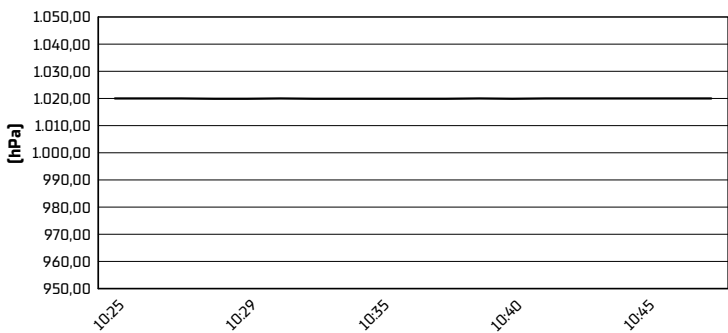
**Air Temperature**



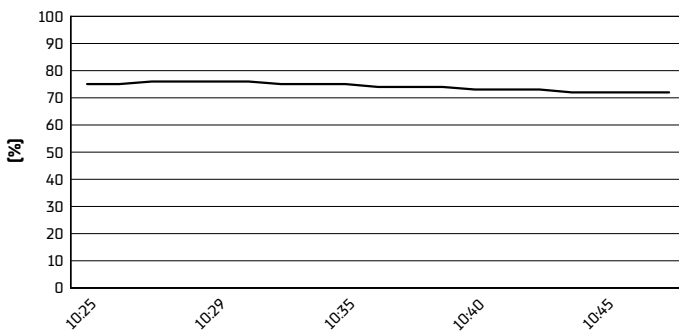
**Track Temperature**



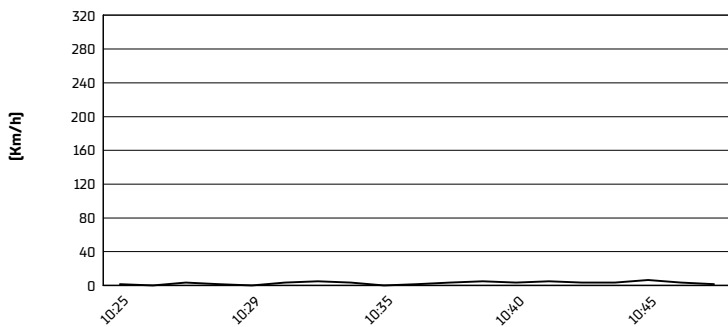
**Air Pressure**



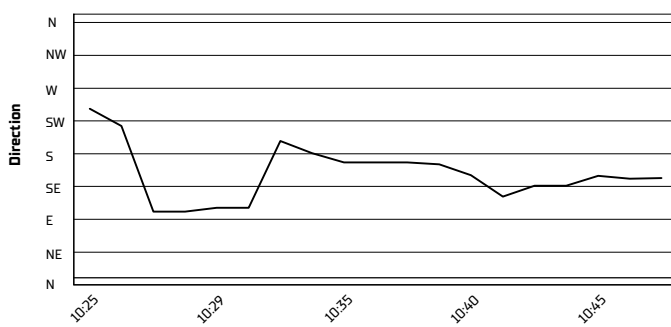
**Humidity**



**Wind Speed**



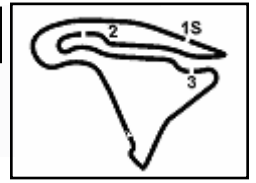
**Wind Direction**



10/09/2022

These data/results cannot be reproduced, stored and/or transmitted in whole or in part by any manner of electronic, mechanical, photocopying, recording, broadcasting or otherwise now known or herein after developed without the previous express consent by the copyright owner, except for reproduction in daily press and regular printed publications on sale to the public within 60 days of the event related to those data/results and always provided that copyright symbol appears together as follows below.

© DORNA WSBK ORGANIZATION Srl 2022



Magny-Cours 4.411 m

**Pirelli French Round, 9–11 September 2022**  
**Superpole Ranking**

	2019	2020	2021	2022
<b>01 Aragon</b>	Gradinger (Aut) Yam 1'53.972 (160,4 Km/h)	Locatelli (Ita) Yam 1'53.003 (161,7 Km/h)	Cluzel (Fra) Yam 1'52.937 (161,8 Km/h)	Baldassarri (Ita) Yam 1'52.706 (162,2 Km/h)
<b>02 Assen</b>	Krummenacher (Sui) Yam 1'38.010 (166,8 Km/h)		Aegerter (Sui) Yam 1'37.222 (168,2 Km/h)	Aegerter (Sui) Yam 1'36.906 (168,7 Km/h)
<b>03 Estoril</b>		Locatelli (Ita) Yam 1'39.520 (151,3 Km/h)	Caricasulo (Ita) Yam 1'39.973 (150,6 Km/h)	Aegerter (Sui) Yam 1'39.046 (152,0 Km/h)
<b>04 Misano</b>	Mahias (Fra) Kaw 1'38.909 (147,8 Km/h)		Aegerter (Sui) Yam 1'37.726 (149,6 Km/h)	Aegerter (Sui) Yam 1'37.173 (150,4 Km/h)
<b>05 Donington</b>	Caricasulo (Ita) Yam 1'31.092 (158,9 Km/h)			Aegerter (Sui) Yam 1'29.961 (160,9 Km/h)
<b>06 Most</b>			Gonzalez (Esp) Yam 1'35.213 (159,3 Km/h)	Baldassarri (Ita) Yam 1'34.952 (159,7 Km/h)
<b>07 Magny-Cours</b>	Smith (Gbr) Kaw 1'56.287 (136,6 Km/h)	Smith (Gbr) Yam 1'49.318 (145,3 Km/h)	Bernardi (Smr) Yam 1'40.330 (158,3 Km/h)	Caricasulo (Ita) Duc 1'40.565 (157,9 Km/h)
<b>08 Barcelona</b>		Locatelli (Ita) Yam 1'44.958 (158,7 Km/h)	Gonzalez (Esp) Yam 1'44.593 (159,3 Km/h)	
<b>09 Portimao</b>	Caricasulo (Ita) Yam 1'44.220 (158,6 Km/h)	Locatelli (Ita) Yam 1'44.627 (158,0 Km/h)	Cluzel (Fra) Yam 1'43.908 (159,1 Km/h)	
<b>10 Villicum</b>	Perolari (Fra) Yam 1'45.993 (145,2 Km/h)		Cluzel (Fra) Yam 1'41.740 (151,3 Km/h)	
<b>11 Mandalika</b>			Aegerter (Sui) Yam 1'36.288 (160,8 Km/h)	
<b>12 Phillip Island</b>	Caricasulo (Ita) Yam 1'32.604 (172,8 Km/h)	Locatelli (Ita) Yam 1'32.176 (173,6 Km/h)		

**2022**

- 4 D. Aegerter
- 2 L. Baldassarri
- 1 F. Caricasulo

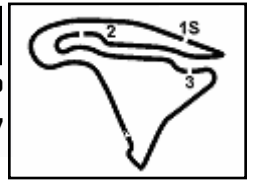
**ALL TIMES**

- |                   |                   |                   |
|-------------------|-------------------|-------------------|
| 34 K. Sofuoglu    | 4 R. Xaus         | 1 C. Davies       |
| 24 J. Cluzel      | 3 S. Cortese      | 1 M. Fabrizio     |
| 22 S. Charpentier | 3 K. Curtain      | 1 T. Gradinger    |
| 17 B. Parkes      | 3 J. Lascorz      | 1 C. Jones        |
| 15 K. Muggeridge  | 3 I. MacPherson   | 1 C. Kellner      |
| 14 F. Foret       | 3 A. Pitt         | 1 F. Marino       |
| 14 S. Lowes       | 3 D. Salom        | 1 M. Meregalli    |
| 10 F. Caricasulo  | 2 L. Baldassarri  | 1 S. Morais       |
| 10 C. Crutchlow   | 2 P. Bontempi     | 1 P. Oettl        |
| 8 D. Aegerter     | 2 M. Gonzalez     | 1 C. Perolari     |
| 8 L. Mahias       | 2 V. Guareschi    | 1 P. Riba         |
| 7 A. Locatelli    | 2 M. Lagrive      | 1 S. Sanna        |
| 6 S. Chambon      | 2 M. Pirro        | 1 L. Stapleford   |
| 6 E. Laverty      | 2 L. Scassa       | 1 N. Tuuli        |
| 5 P. Casoli       | 2 K. Smith        | 1 J. Vd Goorbergh |
| 5 K. Fujiwara     | 2 J. Teuchert     | 1 J. Whitham      |
| 5 P. Jacobsen     | 2 M. van der Mark |                   |
| 5 C. Vermeulen    | 1 L. Bernardi     |                   |
| 4 R. Krummenacher | 1 K. Coghlan      |                   |

10/09/2022

These data/results cannot be reproduced, stored and/or transmitted in whole or in part by any manner of electronic, mechanical, photocopying, recording, broadcasting or otherwise now known or herein after developed without the previous express consent by the copyright owner, except for reproduction in daily press and regular printed publications on sale to the public within 60 days of the event related to those data/results and always provided that copyright symbol appears together as follows below.

© DORNA WSBK ORGANIZATION Srl 2022



Magny-Cours 4.411 m

**Pirelli French Round, 9–11 September 2022**  
**Tissot Superpole Award**

	Points	Points From First	Points From Previous	April 10 ARAGON	April 24 ASSEN	May 22 ESTORIL	June 12 MISANO	July 17 DONINGTON	July 31 MOST	September 11 MAGNY-COURS	September 25 BARCELONA	October 9 PORTIMAO	October 23 VILLICUM	November 13 MANDALIKA	November 20 PHILLIP ISLAND					
1 <b>AEGERTER</b> Dominique [SUI]	68			9	12	12	12	12	6	5										
2 <b>BALDASSARRI</b> Lorenzo [ITA]	53	15		12	4	6	7	3	12	9										
3 <b>BULEGA</b> Nicolo [ITA]	53	15	0	6	7	9	9	9	7	6										
4 <b>CARICASULO</b> Federico [ITA]	44	24	9	3	6	3	6	5	9	12										
5 <b>VAN STRAALEN</b> Glenn [NEO]	32	36	12	5	5	7		7	4	4										
6 <b>ONCU</b> Can [TUR]	30	38	2	7	9	2	3	6		3										
7 <b>CLUZEL</b> Jules [FRA]	13	55	17	2		5	2	4												
8 <b>MONTELLA</b> Yari [ITA]	11	57	2	1			5	2	3											
9 <b>VERDOIA</b> Andy [FRA]	10	58	1			4			5	1										
10 <b>HUERTAS</b> Adrian [ESP]	9	59	1						2	7										
11 <b>BRENNER</b> Marcel [SUI]	8	60	1	4			4													
12 <b>HOBELSBERGER</b> Patrick [GER]	3	65	5		3															
13 <b>MANZI</b> Stefano [ITA]	3	65	0		2		1													
14 <b>BAYLISS</b> Oliver [AUS]	2	66	1							2										
15 <b>DE ROSA</b> Raffaele [ITA]	1	67	1						1											
16 <b>SOOMER</b> Hannes [EST]	1	67	0					1												
17 <b>TUULI</b> Niki [FIN]	1	67	0			1														
18 <b>SEBESTYEN</b> Peter [HUN]	1	67	0		1															

10/09/2022 Odd points columns: Tissot Superpole Even points columns: Tissot Superpole Race

These data/results cannot be reproduced, stored and/or transmitted in whole or in part by any manner of electronic, mechanical, photocopying, recording, broadcasting or otherwise now known or herein after developed without the previous express consent by the copyright owner, except for reproduction in daily press and regular printed publications on sale to the public within 60 days of the event related to those data/results and always provided that copyright symbol appears together as follows below.

© DORNA WSBK ORGANIZATION Srl 2022