

Pirelli French Round, 9–11 September 2022
Results Warm Up

No.	Rider	Nat	Team	Bike	Class	Time	Gap	Rel.	Laps	Speed	
										Avg	Max
1	64 F. CARICASULO	ITA	Althea Racing	Ducati Panigale V2		1'41.109			9	157,054	262,1
2	16 J. CLUZEL	FRA	GMT94 Yamaha	Yamaha YZF R6		1'41.136	0.027	0.027	8	157,012	259,6
3	7 L. BALDASSARRI	ITA	Evan Bros.WorldSSP Yamaha Team	Yamaha YZF R6		1'41.255	0.146	0.119	8	156,828	260,9
4	61 C. ONCU	TUR	Kawasaki Puccetti Racing	Kawasaki ZX-6R		1'41.379	0.270	0.124	7	156,636	260,2
5	66 N. TUULI	FIN	MV Agusta Reparto Corse	MV Agusta F3 800 RR		1'41.461	0.352	0.082	8	156,509	258,4
6	28 G. VAN STRAALEN	NED	EAB Racing Team	Yamaha YZF R6		1'41.552	0.443	0.091	8	156,369	255,3
7	53 V. DEBISE	FRA	GMT94 Yamaha	Yamaha YZF R6		1'41.566	0.457	0.014	9	156,348	259,0
8	77 D. AEGERTER	SUI	Ten Kate Racing Yamaha	Yamaha YZF R6		1'41.598	0.489	0.032	8	156,298	260,2
9	11 N. BULEGA	ITA	Aruba.it Racing WorldSSP Team	Ducati Panigale V2		1'41.735	0.626	0.137	9	156,088	263,4
10	99 A. HUERTAS	ESP	MTM Kawasaki	Kawasaki ZX-6R		1'42.050	0.941	0.315	9	155,606	261,5
11	3 R. DE ROSA	ITA	Orelac Racing Verdunatura WorldSSP	Ducati Panigale V2		1'42.072	0.963	0.022	8	155,573	259,0
12	56 P. SEBESTYEN	HUN	Evan Bros.WorldSSP Yamaha Team	Yamaha YZF R6		1'42.182	1.073	0.110	9	155,405	259,0
13	38 H. SOOMER	EST	Dynavolt Triumph	Triumph Street Triple RS		1'42.190	1.081	0.008	9	155,393	259,6
14	62 S. MANZI	ITA	Dynavolt Triumph	Triumph Street Triple RS		1'42.314	1.205	0.124	9	155,205	261,5
15	55 Y. MONTELLA	ITA	Kawasaki Puccetti Racing	Kawasaki ZX-6R		1'42.412	1.303	0.098	7	155,056	260,2
16	94 A. VERDOIA	FRA	GMT94 Yamaha	Yamaha YZF R6		1'42.526	1.417	0.114	9	154,884	258,4
17	10 U. ORRADRE	ESP	MS Racing Yamaha WorldSSP	Yamaha YZF R6		1'42.604	1.495	0.078	9	154,766	257,8
18	50 O. VOSTATEK	CZE	MS Racing Yamaha WorldSSP	Yamaha YZF R6		1'42.614	1.505	0.010	10	154,751	254,7
19	21 B. CURRIE	AUS	Motozoo Racing by Puccetti	Kawasaki ZX-6R		1'42.614	1.505	0.000	10	154,751	261,5
20	52 P. HOBELSBERGER	GER	Kallio Racing	Yamaha YZF R6		1'42.953	1.844	0.339	9	154,241	255,9
21	9 S. JESPERSEN	DEN	Kallio Racing	Yamaha YZF R6	*	1'43.039	1.930	0.086	9	154,113	259,6
22	32 O. BAYLISS	AUS	BARNI Spark Racing Team	Ducati Panigale V2		1'43.096	1.987	0.057	9	154,027	265,4
23	69 T. BOOTH-AMOS	GBR	Prodina Racing WorldSSP	Kawasaki ZX-6R	*	1'43.262	2.153	0.166	9	153,780	257,8
24	22 F. FULIGNI	ITA	D34G Racing	Ducati Panigale V2	*	1'43.299	2.190	0.037	9	153,725	257,1
25	6 J. BUIJS	NED	Motozoo Racing by Puccetti	Kawasaki ZX-6R	*	1'43.436	2.327	0.137	10	153,521	258,4
26	73 M. KOFLER	AUT	CM Racing	Ducati Panigale V2		1'43.612	2.503	0.176	10	153,260	262,8
27	23 I. VINALES	ESP	D34G Racing	Ducati Panigale V2	*	1'43.859	2.750	0.247	8	152,896	259,6
28	17 K. SMITH	GBR	VFT Racing	Yamaha YZF R6		1'43.988	2.879	0.129	9	152,706	255,9
29	24 L. TACCINI	ITA	Ten Kate Racing Yamaha	Yamaha YZF R6		1'44.456	3.347	0.468	2	152,022	259,0

* WorldSSP Challenge

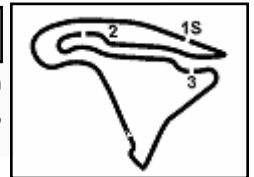
AIR	Humidity:	80%	Temp:	15°C
TRACK	Condition:	Dry	Temp:	19°C

Records	Pole	(SP)	2021	L.Bernardi	1'40.330	158,270	Km/h
	Race	(RC1)	2022	D.Aegerter	1'40.876	157,420	Km/h
	All Times	(SP)	2021	L.Bernardi	1'40.330	158,270	Km/h

Start 11/09/2022 09:25 End 09:48 The results are provisional until the end of the time limit for protests and appeals and the completion of the technical checks.

These data/results cannot be reproduced, stored and/or transmitted in whole or in part by any manner of electronic, mechanical, photocopying, recording, broadcasting or otherwise now known or herein after developed without the previous express consent by the copyright owner, except for reproduction in daily press and regular printed publications on sale to the public within 60 days of the event related to those data/results and always provided that copyright symbol appears together as follows below.

© DORNA WSBK ORGANIZATION Srl 2022



Pirelli French Round, 9-11 September 2022
Results Warm Up

Session Highlights

Local Time	No. Rider	Description
09.25.00		Start
09.25.03		WorldSSP Pit Intervention Time: 1min 00secs
09.26.31	24 L. TACCINI	Current Lap Cancelled - Exceeded Track Limits - Turn 11
09.28.49	16 J. CLUZEL	Current Lap Cancelled - Exceeded Track Limits - Turn 6
09.29.34	61 C. ONCU	Current Lap Cancelled - Exceeded Track Limits - Turn 6
09.29.36	24 L. TACCINI	Current Lap Cancelled - Exceeded Track Limits - Turn 6
09.31.21	24 L. TACCINI	Current Lap Cancelled - Exceeded Track Limits - Turn 6
09.31.22	17 K. SMITH	Current Lap Cancelled - Exceeded Track Limits - Turn 6
09.31.46	24 L. TACCINI	Technical Problem - Turn 8
09.32.07		RED FLAG
09.33.37	99 A. HUERTAS	Current Lap Cancelled - Exceeded Track Limits - Turn 11
09.39.00		Session Restart
09.40.33		WorldSSP300 Warm Up Pit Lane Will Open at 10.00
09.41.46	53 V. DEBISE	Current Lap Cancelled - Exceeded Track Limits - Turn 6
09.45.13	6 J. BUIS	Current Lap Cancelled - Exceeded Track Limits - Turn 6
09.47.14	3 R. DE ROSA	Current Lap Cancelled - Exceeded Track Limits - Turn 6
09.47.43	94 A. VERDOIA	Lap Cancelled [1'44.833] - Exceeded Track Limits - Turn 17
09.48.41		End Of Session

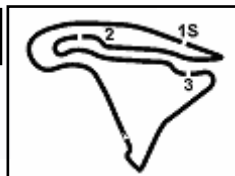
Fastest Laps Sequence

No.	Rider	Nat	Team	Bike	Local Time	Time	Gap	Avg
53	V. DEBISE	FRA	GMT94 Yamaha	Yamaha YZF R6	09:28'36.621	1'43.222		153,839
64	F. CARICASULO	ITA	Althea Racing	Ducati Panigale V2	09:28'41.070	1'42.817	-0.405	154,445
99	A. HUERTAS	ESP	MTM Kawasaki	Kawasaki ZX-6R	09:28'41.858	1'42.756	-0.061	154,537
77	D. AEGERTER	SUI	Ten Kate Racing Yamaha	Yamaha YZF R6	09:29'42.069	1'42.623	-0.133	154,737
53	V. DEBISE	FRA	GMT94 Yamaha	Yamaha YZF R6	09:30'19.065	1'42.444	-0.179	155,008
64	F. CARICASULO	ITA	Althea Racing	Ducati Panigale V2	09:30'23.474	1'42.404	-0.040	155,068
99	A. HUERTAS	ESP	MTM Kawasaki	Kawasaki ZX-6R	09:30'23.908	1'42.050	-0.354	155,606
77	D. AEGERTER	SUI	Ten Kate Racing Yamaha	Yamaha YZF R6	09:31'23.715	1'41.646	-0.404	156,225
64	F. CARICASULO	ITA	Althea Racing	Ducati Panigale V2	09:44'38.946	1'41.471	-0.175	156,494
61	C. ONCU	TUR	Kawasaki Puccetti Racing	Kawasaki ZX-6R	09:46'00.688	1'41.379	-0.092	156,636
16	J. CLUZEL	FRA	GMT94 Yamaha	Yamaha YZF R6	09:46'35.209	1'41.136	-0.243	157,012
64	F. CARICASULO	ITA	Althea Racing	Ducati Panigale V2	09:48'01.775	1'41.109	-0.027	157,054

Start 09:25 End 09:48 The results are provisional until the end of the time limit for protests and appeals and the completion of the technical checks.

These data/results cannot be reproduced, stored and/or transmitted in whole or in part by any manner of electronic, mechanical, photocopying, recording, broadcasting or otherwise now known or herein after developed without the previous express consent by the copyright owner, except for reproduction in daily press and regular printed publications on sale to the public within 60 days of the event related to those data/results and always provided that copyright symbol appears together as follows below.

© DORNA WSBK ORGANIZATION Srl 2022



Magny-Cours 4.411 m

Pirelli French Round, 9-11 September 2022
Best Sectors & Speed Warm Up

BEST LAP			
1	64	F. CARICASULO	Ducati Panigale V2 1'41.109
2	16	J. CLUZEL	Yamaha YZF R6 1'41.136
3	7	L. BALDASSARRI	Yamaha YZF R6 1'41.255
4	61	C. ONCU	Kawasaki ZX-6R 1'41.379
5	66	N. TUULI	MV Agusta F3 800 RR 1'41.461
6	28	G. VAN STRAALLEN	Yamaha YZF R6 1'41.552
7	53	V. DEBISE	Yamaha YZF R6 1'41.566
8	77	D. AEGERTER	Yamaha YZF R6 1'41.598
9	11	N. BULEGA	Ducati Panigale V2 1'41.735
10	99	A. HUERTAS	Kawasaki ZX-6R 1'42.050
11	3	R. DE ROSA	Ducati Panigale V2 1'42.072
12	56	P. SEBESTYEN	Yamaha YZF R6 1'42.182
13	38	H. SOOMER	Triumph Street Triple R5 1'42.190
14	62	S. MANZI	Triumph Street Triple R5 1'42.314
15	55	Y. MONTELLA	Kawasaki ZX-6R 1'42.412
16	94	A. VERDOIA	Yamaha YZF R6 1'42.526
17	10	U. ORRADRE	Yamaha YZF R6 1'42.604
18	21	B. CURRIE	Kawasaki ZX-6R 1'42.614
19	50	D. VOSTATEK	Yamaha YZF R6 1'42.614
20	52	P. HOBELSBERGER	Yamaha YZF R6 1'42.953
21	9	S. JESPERSEN	Yamaha YZF R6 1'43.039
22	32	D. BAYLISS	Ducati Panigale V2 1'43.096
23	69	T. BOOTH-AMOS	Kawasaki ZX-6R 1'43.262
24	22	F. FULIGNI	Ducati Panigale V2 1'43.299
25	6	J. BUIS	Kawasaki ZX-6R 1'43.436
26	73	M. KOFLER	Ducati Panigale V2 1'43.612
27	23	I. VINALES	Ducati Panigale V2 1'43.859
28	17	K. SMITH	Yamaha YZF R6 1'43.988
29	24	L. TACCINI	Yamaha YZF R6 1'44.456

SPEED			
1	32	D. BAYLISS	Ducati Panigale V2 265,4
2	11	N. BULEGA	Ducati Panigale V2 263,4
3	73	M. KOFLER	Ducati Panigale V2 262,8
4	64	F. CARICASULO	Ducati Panigale V2 262,1
5	99	A. HUERTAS	Kawasaki ZX-6R 261,5
6	21	B. CURRIE	Kawasaki ZX-6R 261,5
7	62	S. MANZI	Triumph Street Triple R5 261,5
8	7	L. BALDASSARRI	Yamaha YZF R6 260,9
9	61	C. ONCU	Kawasaki ZX-6R 260,2
10	55	Y. MONTELLA	Kawasaki ZX-6R 260,2
11	77	D. AEGERTER	Yamaha YZF R6 260,2
12	16	J. CLUZEL	Yamaha YZF R6 259,6
13	23	I. VINALES	Ducati Panigale V2 259,6
14	9	S. JESPERSEN	Yamaha YZF R6 259,6
15	38	H. SOOMER	Triumph Street Triple R5 259,6
16	56	P. SEBESTYEN	Yamaha YZF R6 259,0
17	3	R. DE ROSA	Ducati Panigale V2 259,0
18	53	V. DEBISE	Yamaha YZF R6 259,0
19	24	L. TACCINI	Yamaha YZF R6 259,0
20	66	N. TUULI	MV Agusta F3 800 RR 258,4
21	6	J. BUIS	Kawasaki ZX-6R 258,4
22	94	A. VERDOIA	Yamaha YZF R6 258,4
23	69	T. BOOTH-AMOS	Kawasaki ZX-6R 257,8
24	10	U. ORRADRE	Yamaha YZF R6 257,8
25	22	F. FULIGNI	Ducati Panigale V2 257,1
26	17	K. SMITH	Yamaha YZF R6 255,9
27	52	P. HOBELSBERGER	Yamaha YZF R6 255,9
28	28	G. VAN STRAALLEN	Yamaha YZF R6 255,3
29	50	D. VOSTATEK	Yamaha YZF R6 254,7

SEG. 1		
1	77	D. AEGERTER 30.522
2	16	J. CLUZEL 30.698
3	7	L. BALDASSARRI 30.780
4	64	F. CARICASULO 30.823
5	99	A. HUERTAS 30.827
6	11	N. BULEGA 30.850
7	61	C. ONCU 30.891
8	62	S. MANZI 30.892
9	66	N. TUULI 30.934
10	28	G. VAN STRAALLEN 30.934
11	3	R. DE ROSA 30.948
12	38	H. SOOMER 30.979
13	53	V. DEBISE 30.982
14	94	A. VERDOIA 31.001
15	55	Y. MONTELLA 31.015
16	21	B. CURRIE 31.054
17	10	U. ORRADRE 31.082
18	23	I. VINALES 31.143
19	56	P. SEBESTYEN 31.176
20	24	L. TACCINI 31.207
21	6	J. BUIS 31.215
22	32	D. BAYLISS 31.228
23	50	D. VOSTATEK 31.233
24	22	F. FULIGNI 31.267
25	9	S. JESPERSEN 31.292
26	73	M. KOFLER 31.309
27	52	P. HOBELSBERGER 31.335
28	69	T. BOOTH-AMOS 31.346
29	17	K. SMITH 31.494

SEG. 2		
1	61	C. ONCU 22.030
2	64	F. CARICASULO 22.040
3	66	N. TUULI 22.088
4	77	D. AEGERTER 22.158
5	7	L. BALDASSARRI 22.161
6	16	J. CLUZEL 22.165
7	53	V. DEBISE 22.174
8	28	G. VAN STRAALLEN 22.184
9	99	A. HUERTAS 22.190
10	55	Y. MONTELLA 22.201
11	11	N. BULEGA 22.213
12	38	H. SOOMER 22.232
13	3	R. DE ROSA 22.262
14	56	P. SEBESTYEN 22.270
15	94	A. VERDOIA 22.274
16	50	D. VOSTATEK 22.371
17	9	S. JESPERSEN 22.384
18	52	P. HOBELSBERGER 22.408
19	62	S. MANZI 22.426
20	32	D. BAYLISS 22.427
21	10	U. ORRADRE 22.460
22	69	T. BOOTH-AMOS 22.495
23	17	K. SMITH 22.501
24	73	M. KOFLER 22.513
25	21	B. CURRIE 22.516
26	22	F. FULIGNI 22.524
27	6	J. BUIS 22.701
28	23	I. VINALES 22.809
29	24	L. TACCINI 23.044

SEG. 3		
1	64	F. CARICASULO 22.467
2	53	V. DEBISE 22.644
3	61	C. ONCU 22.661
4	16	J. CLUZEL 22.688
5	7	L. BALDASSARRI 22.694
6	11	N. BULEGA 22.703
7	77	D. AEGERTER 22.757
8	3	R. DE ROSA 22.759
9	62	S. MANZI 22.809
10	66	N. TUULI 22.850
11	28	G. VAN STRAALLEN 22.852
12	99	A. HUERTAS 22.875
13	56	P. SEBESTYEN 22.880
14	94	A. VERDOIA 22.927
15	38	H. SOOMER 22.932
16	32	D. BAYLISS 22.951
17	55	Y. MONTELLA 22.957
18	9	S. JESPERSEN 22.970
19	50	D. VOSTATEK 23.009
20	21	B. CURRIE 23.070
21	10	U. ORRADRE 23.084
22	69	T. BOOTH-AMOS 23.143
23	22	F. FULIGNI 23.164
24	52	P. HOBELSBERGER 23.195
25	17	K. SMITH 23.197
26	6	J. BUIS 23.212
27	23	I. VINALES 23.322
28	73	M. KOFLER 23.340
29	24	L. TACCINI 23.386

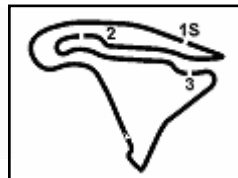
SEG. 4		
1	7	L. BALDASSARRI 25.484
2	16	J. CLUZEL 25.512
3	66	N. TUULI 25.537
4	28	G. VAN STRAALLEN 25.549
5	64	F. CARICASULO 25.633
6	53	V. DEBISE 25.634
7	99	A. HUERTAS 25.660
8	11	N. BULEGA 25.733
9	61	C. ONCU 25.734
10	77	D. AEGERTER 25.761
11	62	S. MANZI 25.785
12	55	Y. MONTELLA 25.830
13	38	H. SOOMER 25.837
14	56	P. SEBESTYEN 25.844
15	9	S. JESPERSEN 25.860
16	10	U. ORRADRE 25.895
17	50	D. VOSTATEK 25.918
18	23	I. VINALES 25.924
19	52	P. HOBELSBERGER 25.938
20	94	A. VERDOIA 25.939
21	3	R. DE ROSA 25.958
22	21	B. CURRIE 25.974
23	32	D. BAYLISS 26.025
24	69	T. BOOTH-AMOS 26.075
25	17	K. SMITH 26.081
26	22	F. FULIGNI 26.189
27	6	J. BUIS 26.213
28	73	M. KOFLER 26.222
29	24	L. TACCINI 26.476

11/09/2022

These data/results cannot be reproduced, stored and/or transmitted in whole or in part by any manner of electronic, mechanical, photocopying, recording, broadcasting or otherwise now known or herein after developed without the previous express consent by the copyright owner, except for reproduction in daily press and regular printed publications on sale to the public within 60 days of the event related to those data/results and always provided that copyright symbol appears together as follows below.

© DORNA WSBK ORGANIZATION Srl 2022





Magny-Cours 4.411 m

Pirelli French Round, 9–11 September 2022
Ideal Times Warm Up

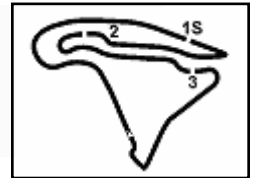
No.	Rider	Nat	Bike	Seg. 1	Seg. 2	Seg. 3	Seg. 4	Ideal Time		
				Diff. 1	Diff. 2	Diff. 3	Diff. 4	Best Lap	Pos.	Diff.
1	64 F. CARICASULO	ITA	Ducati Panigale V2	30.823	22.040	22.467	25.633 +0.146	1'40.963 1'41.109	1	0.146
2	16 J. CLUZEL	FRA	Yamaha YZF R6	30.698	22.165 +0.073	22.688	25.512	1'41.063 1'41.136	2	0.073
3	7 L. BALDASSARRI	ITA	Yamaha YZF R6	30.780	22.161 +0.136	22.694	25.484	1'41.119 1'41.255	3	0.136
4	77 D. AEGERTER	SUI	Yamaha YZF R6	30.522	22.158 +0.254	22.757 +0.055	25.761 +0.091	1'41.198 1'41.598	8	0.400
5	61 C. ONCU	TUR	Kawasaki ZX-6R	30.891	22.030	22.661 +0.063	25.734	1'41.316 1'41.379	4	0.063
6	66 N. TUULI	FIN	MV Agusta F3 800 RR	30.934	22.088	22.850	25.537 +0.052	1'41.409 1'41.461	5	0.052
7	53 V. DEBISE	FRA	Yamaha YZF R6	30.982	22.174	22.644	25.634 +0.132	1'41.434 1'41.566	7	0.132
8	11 N. BULEGA	ITA	Ducati Panigale V2	30.850 +0.236	22.213	22.703	25.733	1'41.499 1'41.735	9	0.236
9	28 G. VAN STRAALLEN	NED	Yamaha YZF R6	30.934	22.184	22.852	25.549 +0.033	1'41.519 1'41.552	6	0.033
10	99 A. HUERTAS	ESP	Kawasaki ZX-6R	30.827 +0.308	22.190 +0.115	22.875 +0.075	25.660	1'41.552 1'42.050	10	0.498
11	62 S. MANZI	ITA	Triumph Street Triple RS	30.892 +0.364	22.426 +0.029	22.809	25.785 +0.009	1'41.912 1'42.314	14	0.402
12	3 R. DE ROSA	ITA	Ducati Panigale V2	30.948	22.262 +0.055	22.759 +0.090	25.958	1'41.927 1'42.072	11	0.145
13	38 H. SOOMER	EST	Triumph Street Triple RS	30.979 +0.163	22.232 +0.047	22.932	25.837	1'41.980 1'42.190	13	0.210
14	55 Y. MONTELLA	ITA	Kawasaki ZX-6R	31.015 +0.324	22.201 +0.061	22.957 +0.024	25.830	1'42.003 1'42.412	15	0.409
15	94 A. VERDOIA	FRA	Yamaha YZF R6	31.001	22.274	22.927	25.939 +0.385	1'42.141 1'42.526	16	0.385
16	56 P. SEBESTYEN	HUN	Yamaha YZF R6	31.176	22.270	22.880 +0.012	25.844	1'42.170 1'42.182	12	0.012
17	9 S. JESPERSEN	DEN	Yamaha YZF R6	31.292 +0.315	22.384 +0.218	22.970	25.860	1'42.506 1'43.039	21	0.533
18	10 U. ORRADRE	ESP	Yamaha YZF R6	31.082	22.460 +0.077	23.084 +0.006	25.895	1'42.521 1'42.604	17	0.083
19	50 O. VOSTATEK	CZE	Yamaha YZF R6	31.233 +0.074	22.371	23.009	25.918 +0.009	1'42.531 1'42.614	19	0.083
20	21 B. CURRIE	AUS	Kawasaki ZX-6R	31.054	22.516	23.070	25.974	1'42.614 1'42.614	18	
21	32 O. BAYLISS	AUS	Ducati Panigale V2	31.228	22.427 +0.029	22.951 +0.341	26.025 +0.095	1'42.631 1'43.096	22	0.465
22	52 P. HOBELSBERGER	GER	Yamaha YZF R6	31.335	22.408	23.195 +0.077	25.938	1'42.876 1'42.953	20	0.077
23	69 T. BOOTH-AMOS	GBR	Kawasaki ZX-6R	31.346 +0.128	22.495	23.143 +0.075	26.075	1'43.059 1'43.262	23	0.203
24	22 F. FULIGNI	ITA	Ducati Panigale V2	31.267 +0.086	22.524 +0.069	23.164	26.189	1'43.144 1'43.299	24	0.155
25	23 I. VINALES	ESP	Ducati Panigale V2	31.143 +0.332	22.809	23.322	25.924 +0.329	1'43.198 1'43.859	27	0.661
26	17 K. SMITH	GBR	Yamaha YZF R6	31.494 +0.209	22.501	23.197 +0.192	26.081 +0.314	1'43.273 1'43.988	28	0.715
27	6 J. BUIS	NED	Kawasaki ZX-6R	31.215	22.701	23.212 +0.095	26.213	1'43.341 1'43.436	25	0.095
28	73 M. KOFLER	AUT	Ducati Panigale V2	31.309 +0.170	22.513 +0.058	23.340	26.222	1'43.384 1'43.612	26	0.228
29	24 L. TACCINI	ITA	Yamaha YZF R6	31.207 +0.343	23.044	23.386	26.476	1'44.113 1'44.456	29	0.343
Overall Ideal Time				30.522	22.030	22.467	25.484	1'40.503		

11/09/2022

These data/results cannot be reproduced, stored and/or transmitted in whole or in part by any manner of electronic, mechanical, photocopying, recording, broadcasting or otherwise now known or herein after developed without the previous express consent by the copyright owner, except for reproduction in daily press and regular printed publications on sale to the public within 60 days of the event related to those data/results and always provided that copyright symbol appears together as follows below.

© DORNA WSBK ORGANIZATION Srl 2022

FIGR PERUGIA TIMING

Magny-Cours 4.411 m

Pirelli French Round, 9-11 September 2022
Chronological Analysis Warm Up

1 / 3

1° 64 F. CARICASULO [1'41.109]							
Lap	Seg1	Seg2	Seg3	Seg4	Lap Time	km/h	Local Time
1		23.766	23.870	26.585		250,6	9:26'58.253
2	31.389	22.488	22.894	26.046	1'42.817	260,2	9:28'41.070
3	30.978	22.254	22.984	26.188	1'42.404	262,1	9:30'23.474
4	31.061	22.198	22.777	26.069	1'42.105	258,4	9:32'05.579
5	35.142	34.686	33.228	32.879	2'15.935CP	185,6	9:34'21.514
6	5'35.310	28.315	23.698	26.153	6'53.476P	224,1	9:41'14.990
7	31.101	22.248	23.121	26.015	1'42.485	259,0	9:42'57.475
8	31.030	22.167	22.641	25.633	1'41.471	260,2	9:44'38.946
9	30.851	22.393	22.681	25.795	1'41.720	260,9	9:46'20.666
10	30.823	22.040	22.467	25.779	1'41.109	259,6	9:48'01.775

2° 16 J. CLUZEL [1'41.136]							
Lap	Seg1	Seg2	Seg3	Seg4	Lap Time	km/h	Local Time
1		23.882	24.166	28.593		232,8	9:27'56.322
2	31.487	25.247	24.050	25.974	1'46.758C	256,5	9:29'43.080
3	30.872	22.323	22.887	25.662	1'41.744	258,4	9:31'24.824
4	30.821	22.469	25.379	31.387	1'50.056CP	259,0	9:33'14.880
5	6'54.494	23.334	23.509	27.822	8'09.159P	252,3	9:41'24.039
6	31.454	24.216	24.664	26.712	1'47.046	255,9	9:43'11.085
7	30.852	23.084	23.089	25.963	1'42.988	258,4	9:44'54.073
8	30.698	22.238	22.688	25.512	1'41.136	259,6	9:46'35.209
9	30.913	22.165	22.854	25.804	1'41.736	255,9	9:48'16.945

3° 7 L. BALDASSARRI [1'41.255]							
Lap	Seg1	Seg2	Seg3	Seg4	Lap Time	km/h	Local Time
1		24.823	24.106	30.089		210,5	9:27'55.707
2	31.952	22.642	23.103	26.586	1'44.283	255,3	9:29'39.990
3	31.247	22.423	23.149	25.859	1'42.678	258,4	9:31'22.668
4	31.191	22.322	24.448	31.096	1'49.057CP	257,1	9:33'11.725
5	6'25.064	23.507	23.472	26.257	7'38.300P	247,1	9:40'50.025
6	31.463	22.400	23.062	26.289	1'43.214	254,7	9:42'33.239
7	31.155	22.161	22.872	25.816	1'42.004	257,1	9:44'15.243
8	31.103	22.404	23.128	26.302	1'42.937	255,3	9:45'58.180
9	30.780	22.297	22.694	25.484	1'41.255	260,9	9:47'39.435

4° 61 C. ONCU [1'41.379]							
Lap	Seg1	Seg2	Seg3	Seg4	Lap Time	km/h	Local Time
1		24.342	23.806	26.613		225,0	9:26'59.762
2	31.553	22.407	22.869	26.025	1'42.854	257,8	9:28'42.616
3	31.768	22.944	24.319	28.134	1'47.165CP	260,2	9:30'29.781
4	9'11.616	23.059	24.221	26.888	10'25.784P	255,3	9:40'55.565
5	31.014	22.196	22.845	26.028	1'42.083	255,3	9:42'37.648
6	30.929	22.215	22.711	25.806	1'41.661	255,9	9:44'19.309
7	30.891	22.030	22.724	25.734	1'41.379	259,0	9:46'00.688
8	31.096	22.115	22.661	25.789	1'41.661	257,8	9:47'42.349

5° 66 N. TUULI [1'41.461]							
Lap	Seg1	Seg2	Seg3	Seg4	Lap Time	km/h	Local Time
1		24.275	23.926	28.310		233,8	9:27'54.538
2	31.385	22.900	23.202	26.355	1'43.842	258,4	9:29'38.380
3	31.296	22.600	23.062	25.981	1'42.939	254,1	9:31'21.319
4	31.099	22.438	23.839	30.071	1'47.447CP	254,7	9:33'08.766
5	6'46.101	23.033	23.364	26.067	7'58.565P	250,6	9:41'07.331
6	31.103	22.415	23.059	25.971	1'42.548	254,1	9:42'49.879
7	31.038	22.243	22.883	25.537	1'41.701	255,3	9:44'31.580
8	30.934	22.088	22.850	25.589	1'41.461	255,9	9:46'13.041
9	41.091	28.732	23.524	25.869	1'59.216	181,2	9:48'12.257

6° 28 G. VAN STRAALLEN [1'41.552]							
Lap	Seg1	Seg2	Seg3	Seg4	Lap Time	km/h	Local Time

1		24.754	24.350	26.774		245,5	9:27'37.789
2	31.717	22.920	23.506	26.106	1'44.249	251,2	9:29'22.038
3	31.336	22.457	23.095	25.861	1'42.749	251,7	9:31'04.787
4	31.137	23.002	25.705	29.929	1'49.773CP	252,3	9:32'54.560
5	7'19.369	23.242	23.448	26.060	8'32.119P	251,2	9:41'26.679
6	31.199	22.883	23.102	25.882	1'43.066	255,3	9:43'09.745
7	31.007	22.292	22.922	25.549	1'41.770	253,5	9:44'51.515
8	31.287	24.915	23.057	25.965	1'45.224	252,9	9:46'36.739
9	30.934	22.184	22.852	25.582	1'41.552	254,7	9:48'18.291

7° 53 V. DEBISE [1'41.566]							
Lap	Seg1	Seg2	Seg3	Seg4	Lap Time	km/h	Local Time
1		23.131	23.487	26.574		244,9	9:26'53.399
2	31.636	22.570	22.995	26.021	1'43.222	251,2	9:28'36.621
3	31.333	22.350	22.909	25.852	1'42.444	252,9	9:30'19.065
4	31.370	22.283	22.727	25.634	1'42.014	252,3	9:32'01.079
5	32.674	23.682	27.367	28.922	1'52.645CP	242,7	9:33'53.724
6	5'44.469	26.587	23.629	26.525	7'01.210P	243,2	9:40'54.934
7	31.194	23.610	27.897	25.997	1'48.698C	256,5	9:42'43.632
8	31.029	22.391	22.797	25.683	1'41.900	255,9	9:44'25.532
9	30.982	22.174	22.644	25.766	1'41.566	256,5	9:46'07.098
10	31.303	22.458	22.666	26.211	1'42.638	259,0	9:47'49.736

8° 77 D. AEGERTER [1'41.598]							
Lap	Seg1	Seg2	Seg3	Seg4	Lap Time	km/h	Local Time
1		24.102	23.891	26.499		235,3	9:27'59.446
2	31.324	22.540	22.998	25.761	1'42.623	255,9	9:29'42.069
3	30.758	22.189	22.757	25.942	1'41.646	257,8	9:31'23.715
4	30.628	22.780	24.127	32.140	1'49.675CP	260,2	9:33'13.390
5	6'55.096	23.697	23.859	27.324	8'09.976P	253,5	9:41'23.366
6	30.891	22.172	22.826	25.823	1'41.712	256,5	9:43'05.078
7	30.522	22.412	22.812	25.852	1'41.598	259,0	9:44'46.676
8	30.885	22.158	22.813	25.823	1'41.679	257,1	9:46'28.355
9	30.835	22.368	23.096	25.987	1'42.286	260,2	9:48'10.641

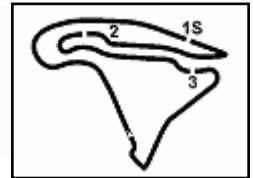
9° 11 N. BULEGA [1'41.735]							
Lap	Seg1	Seg2	Seg3	Seg4	Lap Time	km/h	Local Time
1		24.864	24.155	27.913		213,0	9:27'03.294
2	31.471	22.660	23.045	25.891	1'43.067	255,9	9:28'46.361
3	31.007	22.535	23.430	26.754	1'43.726	259,6	9:30'30.087
4	31.160	23.101	22.899	26.110	1'43.270C	263,4	9:32'13.357
5	35.220	28.839	31.524	30.132	2'05.715CP	196,7	9:34'19.072
6	5'18.613	23.938	23.867	26.528	6'32.946P	247,7	9:40'52.018
7	31.650	22.517	22.852	25.912	1'42.931	256,5	9:42'34.949
8	31.086	22.213	22.703	25.733	1'41.735	257,1	9:44'16.684
9	30.883	22.401	22.705	25.791	1'41.780	262,8	9:45'58.464
10	30.850	22.268	22.845	25.959	1'41.922	259,6	9:47'40.386

10° 99 A. HUERTAS [1'42.050]							
Lap	Seg1	Seg2	Seg3	Seg4	Lap Time	km/h	Local Time
1		23.624	23.635	26.708		245,5	9:26'59.102
2	31.256	22.566	23.019	25.915	1'42.756	259,0	9:28'41.858
3	31.135	22.305	22.950	25.660	1'42.050	260,2	9:30'23.908
4	31.374	22.268	22.875	25.688	1'42.205	259,0	9:32'06.113
5	34.695	32.412	26.306	29.570	2'02.983CP	188,5	9:34'09.096
6	5'34.555	22.773	23.446	27.245	6'48.019P	255,9	9:40'57.115
7	30.981	22.495	23.360	25.904	1'42.740	261,5	9:42'39.855
8	31.009	22.328	22.923	26.112	1'42.372	257,1	9:44'22.227
9	30.827	22.565	22.942	25.834	1'42.168	260,9	9:46'04.395
10	31.100	22.190	23.106	26.068	1'42.464	255,9	9:47'46.859

11/09/2022 P = Pits In/Out - C = Lap Time Cancelled

These data/results cannot be reproduced, stored and/or transmitted in whole or in part by any manner of electronic, mechanical, photocopying, recording, broadcasting or otherwise now known or herein after developed without the previous express consent by the copyright owner, except for reproduction in daily press and regular printed publications on sale to the public within 60 days of the event related to those data/results and always provided that copyright symbol appears together as follows below.

© DORNA WSBK ORGANIZATION Srl 2022



Pirelli French Round, 9-11 September 2022
Chronological Analysis Warm Up

11° 3 R. DE ROSA [1'42.072]								16° 94 A. VERDOIA [1'42.526]							
Lap	Seg1	Seg2	Seg3	Seg4	Lap Time	km/h	Local Time	Lap	Seg1	Seg2	Seg3	Seg4	Lap Time	km/h	Local Time
1		27.631	24.876	27.614	204,9	9:27'39.795		1		24.161	24.176	27.548	247,1	9:27'09.380	
2	31.675	23.055	23.410	26.130	1'44.270	255,3	9:29'24.065	2	31.721	22.636	23.211	26.152	1'43.720	254,7	9:28'53.100
3	31.205	22.819	23.011	26.241	1'43.276	256,5	9:31'07.341	3	31.287	22.467	23.063	25.997	1'42.814	257,1	9:30'35.914
4	30.962	22.406	25.448	32.924	1'51.740CP	257,8	9:32'59.081	4	31.038	22.808	23.157	26.348	1'43.351C	258,4	9:32'19.265
5	6'57.311	26.352	26.732	26.603	8'16.998P	230,8	9:41'16.079	5	37.886	27.563	26.840	33.703	2'05.992CP	187,5	9:34'25.257
6	31.234	22.444	22.901	25.968	1'42.547	257,8	9:42'58.626	6	5'47.227	22.981	23.526	26.283	7'00.017P	252,3	9:41'25.274
7	30.948	22.317	22.849	25.958	1'42.072	259,0	9:44'40.698	7	31.277	22.361	23.147	25.939	1'42.724	257,1	9:43'07.998
8	30.985	22.262	22.759	26.129	1'42.135	258,4	9:46'22.833	8	31.157	24.722	23.044	25.910	1'44.833C	255,3	9:44'52.831
9	31.194	23.958	31.628	26.654	1'53.434C	257,8	9:48'16.267	9	31.001	22.274	22.927	26.324	1'42.526	257,1	9:46'35.357
								10	32.813	22.956	23.825	26.924	1'46.518	245,5	9:48'21.875

12° 56 P. SEBESTYEN [1'42.182]								17° 10 U. ORRADRE [1'42.604]							
Lap	Seg1	Seg2	Seg3	Seg4	Lap Time	km/h	Local Time	Lap	Seg1	Seg2	Seg3	Seg4	Lap Time	km/h	Local Time
1		24.071	23.854	26.656	240,0	9:26'58.950		1							9:25'25.346
2	31.464	22.825	23.113	26.531	1'43.933	256,5	9:28'42.883	2	54.465	26.990	24.368	26.924	2'12.747P	201,9	9:27'38.093
3	31.548	23.109	23.558	26.232	1'44.447	259,0	9:30'27.330	3	31.566	22.972	23.467	26.127	1'44.132	254,1	9:29'22.225
4	31.457	22.483	22.950	25.973	1'42.863C	255,3	9:32'10.193	4	31.467	22.729	23.241	26.010	1'43.447	255,9	9:31'05.672
5	33.323	31.185	26.645	29.650	2'00.803CP	243,2	9:34'10.996	5	31.378	22.705	25.099	31.217	1'50.399CP	255,3	9:32'56.071
6	5'25.868	23.699	23.298	26.318	6'39.183P	251,7	9:40'50.179	6	6'42.931	26.233	23.887	26.849	7'59.900P	248,8	9:40'55.971
7	31.364	22.425	23.036	25.909	1'42.734	255,9	9:42'32.913	7	31.082	22.537	23.090	25.895	1'42.604	257,8	9:42'38.575
8	31.176	22.270	22.892	25.844	1'42.182	254,1	9:44'15.095	8	35.068	23.724	23.830	26.039	1'48.661	238,4	9:44'27.236
9	31.226	22.349	23.045	25.884	1'42.504	253,5	9:45'57.599	9	31.404	22.466	23.084	25.897	1'42.851	255,9	9:46'10.087
10	31.272	22.462	22.880	26.027	1'42.641	254,1	9:47'40.240	10	31.513	22.460	23.088	26.054	1'43.115	256,5	9:47'53.202

13° 38 H. SOOMER [1'42.190]								18° 50 O. VOSTATEK [1'42.614]							
Lap	Seg1	Seg2	Seg3	Seg4	Lap Time	km/h	Local Time	Lap	Seg1	Seg2	Seg3	Seg4	Lap Time	km/h	Local Time
1		23.780	23.883	26.655	243,8	9:27'00.882		1							9:25'11.474
2	31.505	22.848	23.268	26.977	1'44.598	249,4	9:28'45.480	2	44.153	23.310	23.897	26.930	1'58.290P	238,9	9:27'09.764
3	31.333	22.740	23.390	26.982	1'44.445	254,7	9:30'29.925	3	31.795	22.650	23.323	26.194	1'43.962	254,7	9:28'53.726
4	31.256	22.608	23.127	26.033	1'43.024C	257,1	9:32'12.949	4	31.448	22.466	23.183	25.944	1'43.041	254,1	9:30'36.767
5	35.189	27.811	27.555	30.075	2'00.630CP	209,7	9:34'13.579	5	31.425	22.447	23.156	26.173	1'43.201C	252,9	9:32'19.968
6	5'49.647	23.379	23.553	26.236	7'02.815P	249,4	9:41'16.394	6	37.237	27.746	26.867	33.096	2'04.946CP	193,5	9:34'24.914
7	30.979	22.489	23.015	25.959	1'42.442	253,5	9:42'58.836	7	37.237	27.746	26.867	33.096	2'04.946CP	193,5	9:34'24.914
8	31.045	22.232	22.973	26.165	1'42.415	255,3	9:44'41.251	8	5'12.280	23.430	23.400	26.434	6'25.544P	252,9	9:40'50.458
9	31.064	22.564	23.076	26.109	1'42.813	259,6	9:46'24.064	9	31.362	22.410	23.015	26.190	1'42.977	254,1	9:42'33.435
10	31.142	22.279	22.932	25.837	1'42.190	257,8	9:48'06.254	10	31.307	22.371	23.009	25.927	1'42.614	254,1	9:44'16.049
								11	31.373	24.369	25.909	25.918	1'47.569	251,7	9:46'03.618
									31.233	22.592	23.223	27.577	1'44.625	254,7	9:47'48.243

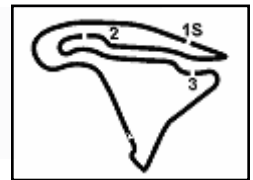
14° 62 S. MANZI [1'42.314]								19° 21 B. CURRIE [1'42.614]							
Lap	Seg1	Seg2	Seg3	Seg4	Lap Time	km/h	Local Time	Lap	Seg1	Seg2	Seg3	Seg4	Lap Time	km/h	Local Time
1		24.423	24.034	26.417	229,8	9:27'08.531		1							9:25'06.708
2	31.698	23.008	23.159	26.128	1'43.993	255,9	9:28'52.524	2	42.770	23.931	24.281	26.742	1'57.724P	246,0	9:27'04.432
3	31.334	22.587	23.003	25.977	1'42.901	257,1	9:30'35.425	3	31.586	22.715	23.634	26.338	1'44.273	259,0	9:28'48.705
4	31.297	22.897	23.024	26.157	1'43.375C	256,5	9:32'18.800	4	31.369	22.700	23.214	26.146	1'43.429	259,6	9:30'32.134
5	38.232	27.458	26.912	34.404	2'07.006CP	200,0	9:34'25.806	5	31.300	22.567	23.264	26.081	1'43.212C	259,0	9:32'15.346
6	5'38.371	23.256	23.285	26.090	6'51.002P	250,6	9:41'16.808	6	36.660	28.774	29.784	33.770	2'08.988CP	210,5	9:34'24.334
7	31.256	22.455	22.809	25.794	1'42.314	260,2	9:42'59.122	7	5'11.451	25.348	23.929	26.583	6'27.311P	243,2	9:40'51.645
8	30.933	22.426	22.846	26.393	1'42.598	261,5	9:44'41.720	8	31.354	22.680	23.137	26.416	1'43.587	256,5	9:42'35.232
9	30.892	23.996	22.871	26.765	1'44.524	261,5	9:46'26.244	9	31.054	22.516	23.070	25.974	1'42.614	261,5	9:44'17.846
10	31.238	22.677	22.812	25.785	1'42.512	257,8	9:48'08.756	10	31.172	24.071	24.948	26.239	1'46.430	258,4	9:46'04.276
								11	31.317	22.650	23.197	26.091	1'43.255	255,3	9:47'47.531

15° 55 Y. MONTELLA [1'42.412]								20° 52 P. HOBELSBERGER [1'42.953]							
Lap	Seg1	Seg2	Seg3	Seg4	Lap Time	km/h	Local Time	Lap	Seg1	Seg2	Seg3	Seg4	Lap Time	km/h	Local Time
1		24.126	23.679	26.577	242,2	9:27'00.358		1							9:25'20.337
2	31.453	22.796	23.407	26.453	1'44.109	257,1	9:28'44.467	2	48.718	24.746	25.440	29.825	2'08.729P	238,9	9:27'29.066
3	31.015	22.375	23.334	28.111	1'44.835	260,2	9:30'29.302	3	32.313	23.011	23.828	26.676	1'45.828	250,0	9:29'14.894
4	31.181	22.201	22.957	26.029	1'42.368C	258,4	9:32'11.670	4	31.765	22.781	23.802	28.977	1'47.325	251,7	9:31'02.219
5	34.697	29.278	28.619	29.563	2'02.157CP	241,6	9:34'13.827	5	31.723	23.820	26.748	32.864	1'55.155CP	251,7	9:32'57.374
6	8'17.487	22.556	23.413	26.481	9'29.937P	253,5	9:43'43.764	6	7'07.474	23.586	23.798	26.598	8'21.456P	247,1	9:41'18.830
7	31.225	22.518	23.168	26.023	1'42.934	255,3	9:45'26.918								
8	31.339	22.262	22.981	25.830	1'42.412	255,3	9:47'09.110								

11/09/2022 P = Pits In/Out - C = Lap Time Cancelled

These data/results cannot be reproduced, stored and/or transmitted in whole or in part by any manner of electronic, mechanical, photocopying, recording, broadcasting or otherwise now known or herein after developed without the previous express consent by the copyright owner, except for reproduction in daily press and regular printed publications on sale to the public within 60 days of the event related to those data/results and always provided that copyright symbol appears together as follows below.

© DORNA WSBK ORGANIZATION Srl 2022



Pirelli French Round, 9-11 September 2022
Chronological Analysis Warm Up

3 / 3

7	31.414	23.066	23.490	27.326	1'45.296	255,9	9:43'04.126
8	31.405	22.780	23.195	26.187	1'43.567	254,1	9:44'47.693
9	31.340	22.414	23.230	26.146	1'43.130	254,7	9:46'30.823
10	31.335	22.408	23.272	25.938	1'42.953	255,3	9:48'13.776

4	31.416	22.995	23.466	26.754	1'44.631	255,3	9:30'30.524
5	31.226	23.003	23.212	26.232	1'43.673C	258,4	9:32'14.197
6	34.515	29.129	31.150	33.220	2'08.014CP	200,4	9:34'22.211
7	5'16.214	23.868	24.256	26.910	6'31.248P	231,3	9:40'53.459
8	31.583	22.747	23.483	26.638	1'44.451	255,3	9:42'37.910
9	31.215	22.701	23.307	26.213	1'43.436	257,8	9:44'21.346
10	31.445	22.831	23.792	27.169	1'45.237C	255,3	9:46'06.583
11	31.926	23.390	23.736	27.004	1'46.056	252,3	9:47'52.639

21° 9 S. JESPERSEN [1'43.039]

Lap	Seg1	Seg2	Seg3	Seg4	Lap Time	km/h	Local Time
1		23.499	23.996	26.626	249,4		9:26'55.675
2	31.962	22.645	23.358	26.190	1'44.155	255,9	9:28'39.830
3	31.577	22.521	23.245	26.577	1'43.920	256,5	9:30'23.750
4	31.607	22.602	22.970	25.860	1'43.039	256,5	9:32'06.789
5	34.612	31.653	27.040	29.683	2'02.988CP	208,9	9:34'09.777
6	5'28.341	23.880	24.018	26.671	6'42.910P	237,4	9:40'52.687
7	31.639	22.971	23.467	26.470	1'44.547	257,8	9:42'37.234
8	32.814	22.852	23.168	26.440	1'45.274	259,6	9:44'22.508
9	31.292	22.512	23.214	26.721	1'43.739	259,6	9:46'06.247
10	31.498	22.384	23.110	26.561	1'43.553	258,4	9:47'49.800

26° 73 M. KOFLER [1'43.612]

Lap	Seg1	Seg2	Seg3	Seg4	Lap Time	km/h	Local Time
1							9:24'54.951
2	49.301	23.771	24.223	27.196	2'04.491P	244,3	9:26'59.442
3	31.796	23.030	23.640	27.028	1'45.494	256,5	9:28'44.936
4	31.610	22.923	24.092	26.745	1'45.370	260,9	9:30'30.306
5	31.309	23.350	23.515	26.335	1'44.509C	262,8	9:32'14.815
6	34.564	28.292	31.013	30.968	2'04.837CP	210,1	9:34'19.652
7	5'17.487	23.733	24.000	27.030	6'32.250P	254,7	9:40'51.902
8	31.791	23.229	23.496	26.419	1'44.935	256,5	9:42'36.837
9	31.554	22.919	23.391	26.241	1'44.105	258,4	9:44'20.942
10	31.647	22.513	23.390	26.489	1'44.039	258,4	9:46'04.981
11	31.479	22.571	23.340	26.222	1'43.612	259,6	9:47'48.593

22° 32 O. BAYLISS [1'43.096]

Lap	Seg1	Seg2	Seg3	Seg4	Lap Time	km/h	Local Time
1		23.866	23.878	26.574	247,1		9:26'54.714
2	31.820	22.712	23.308	26.423	1'44.263	257,8	9:28'38.977
3	31.478	22.443	23.201	26.149	1'43.271	258,4	9:30'22.248
4	33.324	22.834	22.951	26.025	1'45.134	260,9	9:32'07.382
5	35.074	30.369	27.546	30.233	2'03.222CP	232,3	9:34'10.604
6	5'27.199	23.939	23.979	26.736	6'41.853P	244,9	9:40'52.457
7	31.411	23.149	23.548	26.413	1'44.521	259,0	9:42'36.978
8	31.440	22.546	23.051	26.168	1'43.205	265,4	9:44'20.183
9	31.228	22.456	23.292	26.120	1'43.096	260,9	9:46'03.279
10	31.342	22.427	23.233	26.359	1'43.361	260,2	9:47'46.640

27° 23 I. VINALES [1'43.859]

Lap	Seg1	Seg2	Seg3	Seg4	Lap Time	km/h	Local Time
1							9:25'44.870
2	50.756	24.492	24.386	28.749	2'08.383P	238,4	9:27'53.253
3	32.256	23.769	23.572	26.310	1'45.907	252,9	9:29'39.160
4	31.475	22.809	23.322	26.253	1'43.859	256,5	9:31'23.019
5	31.143	22.570	24.292	31.700	1'49.705CP	259,6	9:33'12.724
6	6'23.745	24.892	25.035	32.048	7'45.720P	247,7	9:40'58.444
7	31.454	22.853	25.443	25.924	1'45.674	255,3	9:42'44.118
8	32.574	25.982	25.479	31.484	1'55.519P	189,8	9:44'39.637
9	2'18.512	23.063	23.568	26.207	3'31.350P	254,1	9:48'10.987

23° 69 T. BOOTH-AMOS [1'43.262]

Lap	Seg1	Seg2	Seg3	Seg4	Lap Time	km/h	Local Time
1							9:25'28.209
2	51.412	27.303	24.424	27.032	2'10.171P	197,8	9:27'38.380
3	31.797	22.811	23.337	26.296	1'44.241	254,7	9:29'22.621
4	31.499	22.672	23.417	26.088	1'43.676	257,1	9:31'06.297
5	31.346	22.633	25.329	32.144	1'51.452CP	256,5	9:32'57.749
6	6'39.865	23.878	24.114	26.711	7'54.568P	253,5	9:40'52.317
7	31.520	22.920	23.143	26.185	1'43.768	257,8	9:42'36.085
8	31.463	22.614	23.295	26.320	1'43.692	255,9	9:44'19.777
9	31.474	22.495	23.218	26.075	1'43.262	255,3	9:46'03.039
10	31.581	22.667	23.301	26.466	1'44.015	254,1	9:47'47.054

28° 17 K. SMITH [1'43.988]

Lap	Seg1	Seg2	Seg3	Seg4	Lap Time	km/h	Local Time
1		24.014	29.421	27.028		245,5	9:27'00.644
2	31.672	22.785	23.197	26.813	1'44.467	252,9	9:28'45.111
3	31.514	22.522	23.228	27.380	1'44.644	255,9	9:30'29.755
4	31.494	25.549	24.892	26.798	1'48.733C	252,3	9:32'18.488
5	35.500	26.949	29.181	33.792	2'05.422CP	231,8	9:34'23.910
6	5'29.138	23.168	26.912	26.392	6'45.610P	246,6	9:41'09.520
7	31.797	22.588	23.692	26.081	1'44.158	251,2	9:42'53.678
8	31.703	22.501	23.389	26.395	1'43.988	250,0	9:44'37.666
9	31.649	22.724	26.620	26.151	1'47.144	248,8	9:46'24.810
10	31.582	22.817	23.573	26.247	1'44.219	253,5	9:48'09.029

24° 22 F. FULIGNI [1'43.299]

Lap	Seg1	Seg2	Seg3	Seg4	Lap Time	km/h	Local Time
1							9:25'37.755
2	50.149	24.391	24.203	27.313	2'06.056P	230,3	9:27'43.811
3	31.945	23.153	23.693	26.509	1'45.300	249,4	9:29'29.111
4	31.548	22.838	23.582	27.261	1'45.229	252,9	9:31'14.340
5	32.117	22.945	24.682	29.038	1'48.782CP	250,0	9:33'03.122
6	6'39.393	23.325	23.683	26.831	7'53.232P	252,9	9:40'56.354
7	31.408	22.675	23.356	26.523	1'43.962	257,1	9:42'40.316
8	31.353	22.593	23.164	26.189	1'43.299	256,5	9:44'23.615
9	31.267	22.524	23.235	26.279	1'43.305	256,5	9:46'06.920
10	31.596	22.958	23.234	26.281	1'44.069	252,9	9:47'50.989

29° 24 L. TACCINI [1'44.456]

Lap	Seg1	Seg2	Seg3	Seg4	Lap Time	km/h	Local Time
1		24.742	23.850	27.279		C 235,8	9:27'00.177
2	31.550	23.044	23.386	26.476	1'44.456	259,0	9:28'44.633
3	31.336	22.731	23.591	27.226	1'44.884C	259,0	9:30'29.517

25° 6 J. BUIS [1'43.436]

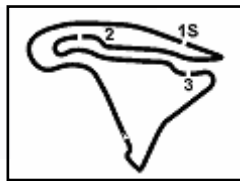
Lap	Seg1	Seg2	Seg3	Seg4	Lap Time	km/h	Local Time
1							9:25'00.029
2	45.807	24.213	24.004	27.207	2'01.231P	230,3	9:27'01.260
3	31.557	22.945	23.442	26.689	1'44.633	253,5	9:28'45.893

11/09/2022

P = Pits In/Out - C = Lap Time Cancelled

These data/results cannot be reproduced, stored and/or transmitted in whole or in part by any manner of electronic, mechanical, photocopying, recording, broadcasting or otherwise now known or herein after developed without the previous express consent by the copyright owner, except for reproduction in daily press and regular printed publications on sale to the public within 60 days of the event related to those data/results and always provided that copyright symbol appears together as follows below.

© DORNA WSBK ORGANIZATION Srl 2022



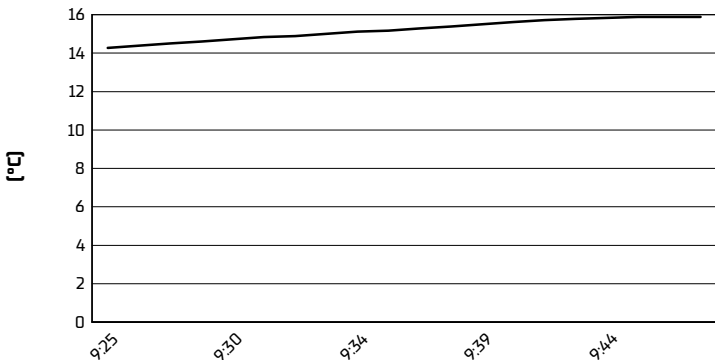
Magny-Cours 4.411 m

Pirelli French Round, 9-11 September 2022

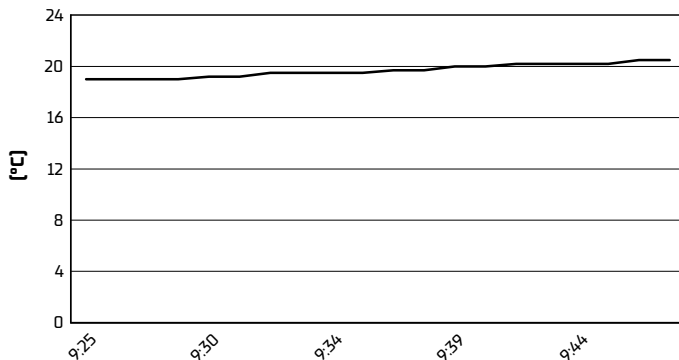
Weather Report Warm Up

Session started 09:25 - Session ended 9:48

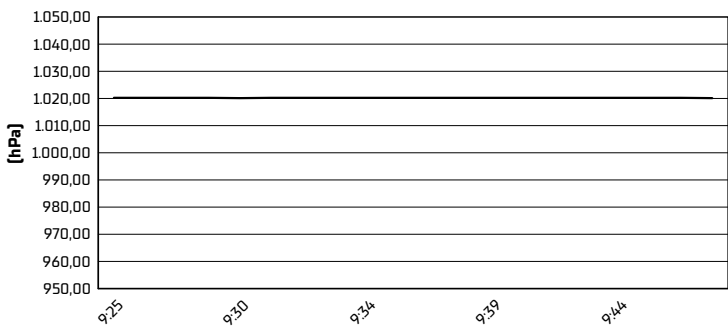
Air Temperature



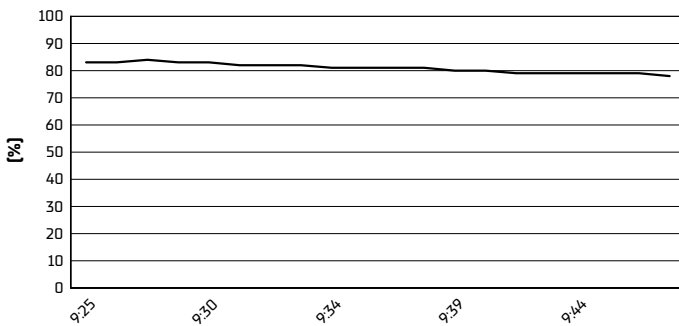
Track Temperature



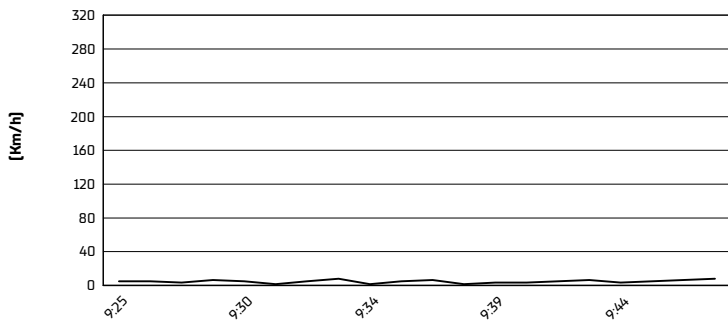
Air Pressure



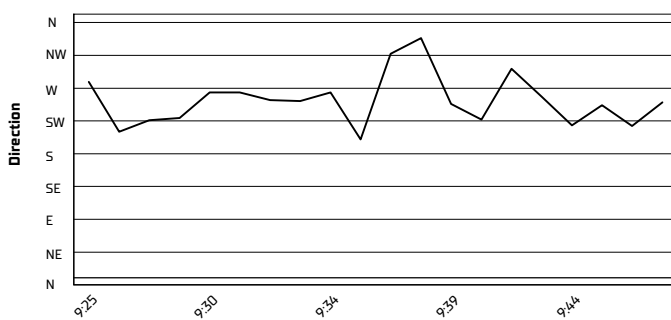
Humidity



Wind Speed



Wind Direction



11/09/2022

These data/results cannot be reproduced, stored and/or transmitted in whole or in part by any manner of electronic, mechanical, photocopying, recording, broadcasting or otherwise now known or herein after developed without the previous express consent by the copyright owner, except for reproduction in daily press and regular printed publications on sale to the public within 60 days of the event related to those data/results and always provided that copyright symbol appears together as follows below.

© DORNA WSBK ORGANIZATION Srl 2022