

Magny-Cours 4.411 m

Pirelli French Round, 9–11 September 2022
Results Free Practice 2nd Session

1 / 2

No.	Rider	Nat	Team	Bike	Time	Gap	Rel.	Laps	Speed	
									Avg	Max
1	72 V. STEEMAN	NED	MTM Kawasaki	Kawasaki Ninja 400	1'54.530			7	138,650	192,9
2	91 M. VANNUCCI	ITA	AG Motorsport Italia Yamaha	Yamaha YZF-R3	1'54.944	0.414	0.414	7	138,151	186,9
3	61 Y. OKAYA	JPN	MTM Kawasaki	Kawasaki Ninja 400	1'55.051	0.521	0.107	7	138,022	191,2
4	85 K. SABATUCCI	ITA	Kawasaki GP Project	Kawasaki Ninja 400	1'55.206	0.676	0.155	9	137,837	194,6
5	88 D. MOGEDA	ESP	Team#109 Kawasaki	Kawasaki Ninja 400	1'55.367	0.837	0.161	5	137,644	194,6
6	58 I. IGLESIAS	ESP	SMW Racing	Kawasaki Ninja 400	1'55.419	0.889	0.052	11	137,582	195,3
7	14 A. MILLAN	ESP	SMW Racing	Kawasaki Ninja 400	1'55.442	0.912	0.023	12	137,555	185,9
8	64 H. DE CANCELLIS	FRA	Prodina Racing WorldSSP300	Kawasaki Ninja 400	1'55.542	1.012	0.100	9	137,436	184,3
9	28 L. LEHMANN	GER	Freudenberg KTM - Paligo Racing	KTM RC 390 R	1'55.566	1.036	0.024	6	137,407	185,6
10	27 A. DIAZ	ESP	Arco Motor University Team	Yamaha YZF-R3	1'55.882	1.352	0.316	11	137,032	194,2
11	41 M. GARCIA	ESP	Yamaha MS Racing	Yamaha YZF-R3	1'55.969	1.439	0.087	7	136,930	189,8
12	59 A. ZANCA	ITA	Kawasaki GP Project	Kawasaki Ninja 400	1'56.128	1.598	0.159	9	136,742	189,1
13	73 J. PEREZ GONZALES	ESP	Accolade Smrz Racing	Kawasaki Ninja 400	1'56.146	1.616	0.018	6	136,721	191,2
14	53 P. SVOBODA	CZE	Accolade Smrz Racing	Kawasaki Ninja 400	1'56.183	1.653	0.037	6	136,677	185,9
15	26 M. GENNAI	ITA	Team BrCorse	Yamaha YZF-R3	1'56.263	1.733	0.080	9	136,583	188,2
16	60 D. GEIGER	GER	Fusport-RT Motorsports by SKM-Kawasaki	Kawasaki Ninja 400	1'56.321	1.791	0.058	4	136,515	191,5
17	80 G. MASTROLUCA	ITA	ProGP Racing	Yamaha YZF-R3	1'56.403	1.873	0.082	9	136,419	183,4
18	43 H. KHOURI	AUS	Team#109 Kawasaki	Kawasaki Ninja 400	1'56.452	1.922	0.049	7	136,362	187,5
19	12 H. MAIER	BRA	AD78 Team Brasil by MS Racing	Yamaha YZF-R3	1'56.541	2.011	0.089	10	136,258	187,5
20	7 M. SZAMADO	HUN	MTM Kawasaki	Kawasaki Ninja 400	1'56.584	2.054	0.043	11	136,207	185,2
21	2 I. GARCIA ABELLA	ESP	Yamaha MS Racing	Yamaha YZF-R3	1'56.811	2.281	0.227	10	135,943	185,2
22	47 F. SEABRIGHT	GBR	Vinales Racing Team	Yamaha YZF-R3	1'56.942	2.412	0.131	10	135,790	181,5
23	69 T. ALBERTO	PHI	Fusport-RT Motorsports by SKM-Kawasaki	Kawasaki Ninja 400	1'56.955	2.425	0.013	5	135,775	184,9
24	87 T. KAWAKAMI	BRA	AD78 Team Brasil by MS Racing	Yamaha YZF-R3	1'57.391	2.861	0.436	11	135,271	189,1
25	21 F. ROVELLI	ITA	Team BrCorse	Yamaha YZF-R3	1'57.675	3.145	0.284	10	134,945	189,8
26	81 I. PERISTERAS	GRE	ProGP Racing	Yamaha YZF-R3	1'57.833	3.303	0.158	14	134,764	184,6
27	35 Y. SAIZ MARQUEZ	ESP	Accolade Smrz Racing	Kawasaki Ninja 400	1'58.191	3.661	0.358	11	134,355	191,2
28	46 S. DI SORA	FRA	Leader Team Flembbo	Kawasaki Ninja 400	1'58.719	4.189	0.528	15	133,758	189,5
29	23 S. MARKARIAN	FRA	Leader Team Flembbo	Kawasaki Ninja 400	1'58.863	4.333	0.144	13	133,596	191,8
Out 105% in this Session										
30	94 L. CHAIDRON	FRA	Leader Team Flembbo	Kawasaki Ninja 400	2'03.638	9.108	4.775	8	128,436	184,0
31	8 B. IERACI	ITA	Prodina Racing WorldSSP300	Kawasaki Ninja 400	2'10.192	15.662	6.554	5	121,971	189,5
32	93 M. GAGGI	ITA	Vinales Racing Team	Yamaha YZF-R3				1		180,6

Qualifying Lap Time (105% of 1'54.530): 2'00.257

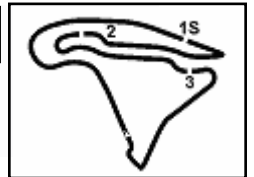
AIR	Humidity:	59%	Temp:	20°C
TRACK	Condition:	Wet	Temp:	21°C

Records	Pole	(SP)	2021 A.Huertas	1'52.918	140,630	Km/h
	Race	(RC1)	2021 T.Booth-Amos	1'52.927	140,620	Km/h
	All Times	(FP2)	2021 A.Huertas	1'52.859	140,700	Km/h

Start 09/09/2022 14:15 End 14:47 The results are provisional until the end of the time limit for protests and appeals and the completion of the technical checks.

These data/results cannot be reproduced, stored and/or transmitted in whole or in part by any manner of electronic, mechanical, photocopying, recording, broadcasting or otherwise now known or herein after developed without the previous express consent by the copyright owner, except for reproduction in daily press and regular printed publications on sale to the public within 60 days of the event related to those data/results and always provided that copyright symbol appears together as follows below.

© DORNA WSBK ORGANIZATION Srl 2022



Pirelli French Round, 9–11 September 2022
Results Free Practice 2nd Session

Session Highlights

Local Time	No. Rider	Description
14.15.00		Start
14.19.26	93 M. GAGGI	Crashed - Turn 5
14.20.57	85 K. SABATUCCI	Crashed - Re-Joined - Turn 5
14.21.21	27 A. DIAZ	Current Lap Cancelled - Exceeded Track Limits - Turn 11
14.22.44	35 Y. SAIZ MARQUEZ	Current Lap Cancelled - Exceeded Track Limits - Turn 6
14.25.09	93 M. GAGGI	Medical Centre
14.37.14		DROPS of RAIN in Sector 2
14.47.11		End Of Session

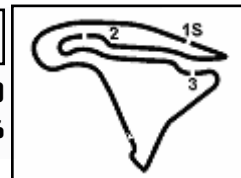
Fastest Laps Sequence

No.	Rider	Nat	Team	Bike	Local Time	Time	Gap	Avg
81	I. PERISTERAS	GRE	ProGP Racing	Yamaha YZF-R3	14:19'36.225	2'07.164		124,875
81	I. PERISTERAS	GRE	ProGP Racing	Yamaha YZF-R3	14:21'40.609	2'04.384	-2.780	127,666
81	I. PERISTERAS	GRE	ProGP Racing	Yamaha YZF-R3	14:23'42.996	2'02.387	-1.997	129,749
81	I. PERISTERAS	GRE	ProGP Racing	Yamaha YZF-R3	14:25'44.448	2'01.452	-0.935	130,748
14	A. MILLAN	ESP	SMW Racing	Kawasaki Ninja 400	14:28'06.351	1'59.591	-1.861	132,783
14	A. MILLAN	ESP	SMW Racing	Kawasaki Ninja 400	14:30'04.315	1'57.964	-1.627	134,614
14	A. MILLAN	ESP	SMW Racing	Kawasaki Ninja 400	14:32'01.955	1'57.640	-0.324	134,985
14	A. MILLAN	ESP	SMW Racing	Kawasaki Ninja 400	14:36'06.748	1'56.980	-0.660	135,746
26	M. GENNAI	ITA	Team BrCorse	Yamaha YZF-R3	14:36'16.283	1'56.852	-0.128	135,895
26	M. GENNAI	ITA	Team BrCorse	Yamaha YZF-R3	14:38'12.671	1'56.388	-0.464	136,437
72	V. STEEMAN	NED	MTM Kawasaki	Kawasaki Ninja 400	14:38'37.306	1'55.811	-0.577	137,117
61	Y. OKAYA	JPN	MTM Kawasaki	Kawasaki Ninja 400	14:40'27.316	1'55.751	-0.060	137,188
91	M. VANNUCCI	ITA	AG Motorsport Italia Yamaha	Yamaha YZF-R3	14:41'49.849	1'55.604	-0.147	137,362
61	Y. OKAYA	JPN	MTM Kawasaki	Kawasaki Ninja 400	14:42'22.716	1'55.400	-0.204	137,605
85	K. SABATUCCI	ITA	Kawasaki GP Project	Kawasaki Ninja 400	14:44'19.071	1'55.206	-0.194	137,837
72	V. STEEMAN	NED	MTM Kawasaki	Kawasaki Ninja 400	14:44'29.224	1'54.530	-0.676	138,650

Start 09/09/2022 14:15 End 14:47 The results are provisional until the end of the time limit for protests and appeals and the completion of the technical checks.

These data/results cannot be reproduced, stored and/or transmitted in whole or in part by any manner of electronic, mechanical, photocopying, recording, broadcasting or otherwise now known or herein after developed without the previous express consent by the copyright owner, except for reproduction in daily press and regular printed publications on sale to the public within 60 days of the event related to those data/results and always provided that copyright symbol appears together as follows below.

© DORNA WSBK ORGANIZATION Srl 2022



Pirelli French Round, 9-11 September 2022
Free Practices Combined Results after FP2

No.	Rider	Nat	Team	Bike	FP1	FP2	Time	Gap	Rel.	Avg	LL
1	72 V. STEEMAN	NED	MTM Kawasaki	Kawasaki Ninja 400	1'53.262	1'54.530	1'53.262			140,202	16
2	60 D. GEIGER	GER	Fusport-RT Motorsports by SKM-Kawasaki	Kawasaki Ninja 400	1'54.021	1'56.321	1'54.021	0.759	0.759	139,269	16
3	26 M. GENNAI	ITA	Team BrCorse	Yamaha YZF-R3	1'54.537	1'56.263	1'54.537	1.275	0.516	138,642	21
4	61 Y. OKAYA	JPN	MTM Kawasaki	Kawasaki Ninja 400	1'54.546	1'55.051	1'54.546	1.284	0.009	138,631	15
5	91 M. VANNUCCI	ITA	AG Motorsport Italia Yamaha	Yamaha YZF-R3	1'54.565	1'54.944	1'54.565	1.303	0.019	138,608	21
6	28 L. LEHMANN	GER	Freudenberg KTM - Paligo Racing	KTM RC 390 R	1'54.588	1'55.566	1'54.588	1.326	0.023	138,580	20
7	85 K. SABATUCCI	ITA	Kawasaki GP Project	Kawasaki Ninja 400	1'54.771	1'55.206	1'54.771	1.509	0.183	138,359	21
8	41 M. GARCIA	ESP	Yamaha MS Racing	Yamaha YZF-R3	1'54.815	1'55.969	1'54.815	1.553	0.044	138,306	20
9	88 D. MOGEDA	ESP	Team#109 Kawasaki	Kawasaki Ninja 400	1'54.889	1'55.367	1'54.889	1.627	0.074	138,217	19
10	73 J. PEREZ GONZALES	ESP	Accolade Smrz Racing	Kawasaki Ninja 400	1'54.960	1'56.146	1'54.960	1.698	0.071	138,132	15
11	69 T. ALBERTO	PHI	Fusport-RT Motorsports by SKM-Kawasaki	Kawasaki Ninja 400	1'55.001	1'56.955	1'55.001	1.739	0.041	138,082	18
12	87 T. KAWAKAMI	BRA	AD78 Team Brasil by MS Racing	Yamaha YZF-R3	1'55.012	1'57.391	1'55.012	1.750	0.011	138,069	23
13	64 H. DE CANCELLIS	FRA	Prodina Racing WorldSSP300	Kawasaki Ninja 400	1'55.012	1'55.542	1'55.012	1.750		138,069	22
14	53 P. SVOBODA	CZE	Accolade Smrz Racing	Kawasaki Ninja 400	1'55.075	1'56.183	1'55.075	1.813	0.063	137,993	20
15	58 I. IGLESIAS	ESP	SMW Racing	Kawasaki Ninja 400	1'55.504	1'55.419	1'55.419	2.157	0.344	137,582	23
16	27 A. DIAZ	ESP	Arco Motor University Team	Yamaha YZF-R3	1'55.433	1'55.882	1'55.433	2.171	0.014	137,566	22
17	14 A. MILLAN	ESP	SMW Racing	Kawasaki Ninja 400	1'55.581	1'55.442	1'55.442	2.180	0.009	137,555	24
18	80 G. MASTROLUCA	ITA	ProGP Racing	Yamaha YZF-R3	1'55.476	1'56.403	1'55.476	2.214	0.034	137,514	18
19	46 S. DI SORA	FRA	Leader Team Flembbo	Kawasaki Ninja 400	1'55.553	1'58.719	1'55.553	2.291	0.077	137,423	27
20	47 F. SEABRIGHT	GBR	Vinales Racing Team	Yamaha YZF-R3	1'55.605	1'56.942	1'55.605	2.343	0.052	137,361	23
21	59 A. ZANCA	ITA	Kawasaki GP Project	Kawasaki Ninja 400	1'55.874	1'56.128	1'55.874	2.612	0.269	137,042	21
22	23 S. MARKARIAN	FRA	Leader Team Flembbo	Kawasaki Ninja 400	1'55.934	1'58.863	1'55.934	2.672	0.060	136,971	25
23	2 I. GARCIA ABELLA	ESP	Yamaha MS Racing	Yamaha YZF-R3	1'55.976	1'56.811	1'55.976	2.714	0.042	136,921	22
24	12 H. MAIER	BRA	AD78 Team Brasil by MS Racing	Yamaha YZF-R3	1'56.032	1'56.541	1'56.032	2.770	0.056	136,855	20
25	93 M. GAGGI	ITA	Vinales Racing Team	Yamaha YZF-R3	1'56.310		1'56.310	3.048	0.278	136,528	14
26	7 M. SZAMADO	HUN	MTM Kawasaki	Kawasaki Ninja 400	1'56.346	1'56.584	1'56.346	3.084	0.036	136,486	25
27	21 F. ROVELLI	ITA	Team BrCorse	Yamaha YZF-R3	1'56.398	1'57.675	1'56.398	3.136	0.052	136,425	21
28	43 H. KHOURI	AUS	Team#109 Kawasaki	Kawasaki Ninja 400	1'56.766	1'56.452	1'56.452	3.190	0.054	136,362	20
29	8 B. IERACI	ITA	Prodina Racing WorldSSP300	Kawasaki Ninja 400	1'56.497	2'10.192	1'56.497	3.235	0.045	136,309	17
30	35 Y. SAIZ MARQUEZ	ESP	Accolade Smrz Racing	Kawasaki Ninja 400	1'56.577	1'58.191	1'56.577	3.315	0.080	136,216	24
31	81 I. PERISTERAS	GRE	ProGP Racing	Yamaha YZF-R3	1'58.617	1'57.833	1'57.833	4.571	1.256	134,764	25
32	94 L. CHAIDRON	FRA	Leader Team Flembbo	Kawasaki Ninja 400	2'00.374	2'03.638	2'00.374	7.112	2.541	131,919	20

09/09/2022

These data/results cannot be reproduced, stored and/or transmitted in whole or in part by any manner of electronic, mechanical, photocopying, recording, broadcasting or otherwise now known or herein after developed without the previous express consent by the copyright owner, except for reproduction in daily press and regular printed publications on sale to the public within 60 days of the event related to those data/results and always provided that copyright symbol appears together as follows below.

© DORNA WSBK ORGANIZATION Srl 2022

Pirelli French Round, 9-11 September 2022
Best Sectors & Speed Free Practice 2nd Session

BEST LAP		
1	72 V. STEEMAN	Kawasaki Ninja 400 1'54.530
2	91 M. VANNUCCI	Yamaha YZF-R3 1'54.944
3	61 Y. OKAYA	Kawasaki Ninja 400 1'55.051
4	85 K. SABATUCCI	Kawasaki Ninja 400 1'55.206
5	88 D. MOGEDA	Kawasaki Ninja 400 1'55.367
6	58 I. IGLESIAS	Kawasaki Ninja 400 1'55.419
7	14 A. MILLAN	Kawasaki Ninja 400 1'55.442
8	64 H. DE CANCELLIS	Kawasaki Ninja 400 1'55.542
9	28 L. LEHMANN	KTM RC 390 R 1'55.566
10	27 A. DIAZ	Yamaha YZF-R3 1'55.882
11	41 M. GARCIA	Yamaha YZF-R3 1'55.969
12	59 A. ZANCA	Kawasaki Ninja 400 1'56.128
13	73 J. PEREZ GONZALES	Kawasaki Ninja 400 1'56.146
14	53 P. SVOBODA	Kawasaki Ninja 400 1'56.183
15	26 M. GENNAI	Yamaha YZF-R3 1'56.263
16	60 D. GEIGER	Kawasaki Ninja 400 1'56.321
17	80 G. MASTROLUCCA	Yamaha YZF-R3 1'56.403
18	43 H. KHOURI	Kawasaki Ninja 400 1'56.452
19	12 H. MAIER	Yamaha YZF-R3 1'56.541
20	7 M. SZAMADO	Kawasaki Ninja 400 1'56.584
21	2 I. GARCIA ABELLA	Yamaha YZF-R3 1'56.811
22	47 F. SEABRIGHT	Yamaha YZF-R3 1'56.942
23	69 T. ALBERTO	Kawasaki Ninja 400 1'56.955
24	87 T. KAWAKAMI	Yamaha YZF-R3 1'57.391
25	21 F. ROVELLI	Yamaha YZF-R3 1'57.675
26	81 I. PERISTERAS	Yamaha YZF-R3 1'57.833
27	35 Y. SAIZ MARQUEZ	Kawasaki Ninja 400 1'58.191
28	46 S. DI SORA	Kawasaki Ninja 400 1'58.719
29	23 S. MARKARIAN	Kawasaki Ninja 400 1'58.863
30	94 L. CHAIDRON	Kawasaki Ninja 400 2'03.638
31	8 B. IERACI	Kawasaki Ninja 400 2'10.192
32	93 M. GAGGI	Yamaha YZF-R3

SPEED		
1	58 I. IGLESIAS	Kawasaki Ninja 400 195,3
2	88 D. MOGEDA	Kawasaki Ninja 400 194,6
3	85 K. SABATUCCI	Kawasaki Ninja 400 194,6
4	27 A. DIAZ	Yamaha YZF-R3 194,2
5	72 V. STEEMAN	Kawasaki Ninja 400 192,9
6	23 S. MARKARIAN	Kawasaki Ninja 400 191,8
7	60 D. GEIGER	Kawasaki Ninja 400 191,5
8	35 Y. SAIZ MARQUEZ	Kawasaki Ninja 400 191,2
9	61 Y. OKAYA	Kawasaki Ninja 400 191,2
10	73 J. PEREZ GONZALES	Kawasaki Ninja 400 191,2
11	21 F. ROVELLI	Yamaha YZF-R3 189,8
12	41 M. GARCIA	Yamaha YZF-R3 189,8
13	8 B. IERACI	Kawasaki Ninja 400 189,5
14	46 S. DI SORA	Kawasaki Ninja 400 189,5
15	87 T. KAWAKAMI	Yamaha YZF-R3 189,1
16	59 A. ZANCA	Kawasaki Ninja 400 189,1
17	26 M. GENNAI	Yamaha YZF-R3 188,2
18	12 H. MAIER	Yamaha YZF-R3 187,5
19	43 H. KHOURI	Kawasaki Ninja 400 187,5
20	91 M. VANNUCCI	Yamaha YZF-R3 186,9
21	14 A. MILLAN	Kawasaki Ninja 400 185,9
22	53 P. SVOBODA	Kawasaki Ninja 400 185,9
23	28 L. LEHMANN	KTM RC 390 R 185,6
24	2 I. GARCIA ABELLA	Yamaha YZF-R3 185,2
25	7 M. SZAMADO	Kawasaki Ninja 400 185,2
26	69 T. ALBERTO	Kawasaki Ninja 400 184,9
27	81 I. PERISTERAS	Yamaha YZF-R3 184,6
28	64 H. DE CANCELLIS	Kawasaki Ninja 400 184,3
29	94 L. CHAIDRON	Kawasaki Ninja 400 184,0
30	80 G. MASTROLUCCA	Yamaha YZF-R3 183,4
31	47 F. SEABRIGHT	Yamaha YZF-R3 181,5
32	93 M. GAGGI	Yamaha YZF-R3 180,6

SEG. 1		
1	61 Y. OKAYA	35.530
2	88 D. MOGEDA	35.711
3	72 V. STEEMAN	35.748
4	85 K. SABATUCCI	35.835
5	26 M. GENNAI	35.913
6	28 L. LEHMANN	35.917
7	27 A. DIAZ	35.919
8	58 I. IGLESIAS	35.982
9	43 H. KHOURI	36.010
10	41 M. GARCIA	36.037
11	91 M. VANNUCCI	36.051
12	73 J. PEREZ GONZALES	36.143
13	14 A. MILLAN	36.217
14	35 Y. SAIZ MARQUEZ	36.219
15	53 P. SVOBODA	36.295
16	60 D. GEIGER	36.325
17	64 H. DE CANCELLIS	36.335
18	69 T. ALBERTO	36.342
19	87 T. KAWAKAMI	36.389
20	59 A. ZANCA	36.394
21	7 M. SZAMADO	36.409
22	80 G. MASTROLUCCA	36.560
23	12 H. MAIER	36.617
24	46 S. DI SORA	36.763
25	23 S. MARKARIAN	36.770
26	47 F. SEABRIGHT	36.771
27	2 I. GARCIA ABELLA	36.841
28	21 F. ROVELLI	36.878
29	81 I. PERISTERAS	36.974
30	94 L. CHAIDRON	38.155
31	8 B. IERACI	39.055
32	93 M. GAGGI	39.082

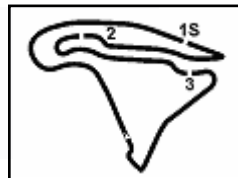
SEG. 2		
1	85 K. SABATUCCI	25.040
2	61 Y. OKAYA	25.098
3	64 H. DE CANCELLIS	25.195
4	72 V. STEEMAN	25.228
5	91 M. VANNUCCI	25.228
6	26 M. GENNAI	25.272
7	14 A. MILLAN	25.287
8	7 M. SZAMADO	25.295
9	58 I. IGLESIAS	25.324
10	60 D. GEIGER	25.326
11	27 A. DIAZ	25.330
12	12 H. MAIER	25.378
13	41 M. GARCIA	25.383
14	28 L. LEHMANN	25.385
15	53 P. SVOBODA	25.389
16	73 J. PEREZ GONZALES	25.404
17	2 I. GARCIA ABELLA	25.415
18	80 G. MASTROLUCCA	25.417
19	59 A. ZANCA	25.449
20	43 H. KHOURI	25.508
21	88 D. MOGEDA	25.509
22	35 Y. SAIZ MARQUEZ	25.530
23	81 I. PERISTERAS	25.585
24	21 F. ROVELLI	25.587
25	69 T. ALBERTO	25.615
26	87 T. KAWAKAMI	25.634
27	47 F. SEABRIGHT	25.682
28	46 S. DI SORA	26.024
29	23 S. MARKARIAN	26.298
30	94 L. CHAIDRON	27.328
31	8 B. IERACI	27.404
32	93 M. GAGGI	30.643

SEG. 3		
1	72 V. STEEMAN	25.342
2	28 L. LEHMANN	25.405
3	26 M. GENNAI	25.413
4	91 M. VANNUCCI	25.449
5	14 A. MILLAN	25.515
6	58 I. IGLESIAS	25.523
7	85 K. SABATUCCI	25.561
8	60 D. GEIGER	25.579
9	27 A. DIAZ	25.629
10	59 A. ZANCA	25.633
11	61 Y. OKAYA	25.634
12	53 P. SVOBODA	25.678
13	41 M. GARCIA	25.679
14	80 G. MASTROLUCCA	25.682
15	64 H. DE CANCELLIS	25.691
16	88 D. MOGEDA	25.691
17	2 I. GARCIA ABELLA	25.751
18	47 F. SEABRIGHT	25.783
19	12 H. MAIER	25.789
20	21 F. ROVELLI	25.804
21	73 J. PEREZ GONZALES	25.906
22	43 H. KHOURI	25.914
23	87 T. KAWAKAMI	25.920
24	7 M. SZAMADO	25.935
25	81 I. PERISTERAS	26.069
26	69 T. ALBERTO	26.113
27	35 Y. SAIZ MARQUEZ	26.137
28	46 S. DI SORA	26.157
29	23 S. MARKARIAN	26.210
30	94 L. CHAIDRON	27.505
31	93 M. GAGGI	28.645
32	8 B. IERACI	28.804

SEG. 4		
1	72 V. STEEMAN	28.212
2	91 M. VANNUCCI	28.216
3	64 H. DE CANCELLIS	28.297
4	61 Y. OKAYA	28.360
5	14 A. MILLAN	28.373
6	41 M. GARCIA	28.411
7	88 D. MOGEDA	28.456
8	85 K. SABATUCCI	28.469
9	73 J. PEREZ GONZALES	28.586
10	58 I. IGLESIAS	28.590
11	59 A. ZANCA	28.603
12	27 A. DIAZ	28.605
13	60 D. GEIGER	28.682
14	12 H. MAIER	28.693
15	47 F. SEABRIGHT	28.706
16	80 G. MASTROLUCCA	28.713
17	69 T. ALBERTO	28.715
18	7 M. SZAMADO	28.718
19	2 I. GARCIA ABELLA	28.727
20	53 P. SVOBODA	28.799
21	43 H. KHOURI	28.817
22	28 L. LEHMANN	28.859
23	87 T. KAWAKAMI	28.900
24	26 M. GENNAI	28.909
25	21 F. ROVELLI	29.069
26	81 I. PERISTERAS	29.205
27	35 Y. SAIZ MARQUEZ	29.217
28	23 S. MARKARIAN	29.585
29	46 S. DI SORA	29.619
30	94 L. CHAIDRON	30.650
31	8 B. IERACI	32.293
32	93 M. GAGGI	32.937

09/09/2022
These data/results cannot be reproduced, stored and/or transmitted in whole or in part by any manner of electronic, mechanical, photocopying, recording, broadcasting or otherwise now known or herein after developed without the previous express consent by the copyright owner, except for reproduction in daily press and regular printed publications on sale to the public within 60 days of the event related to those data/results and always provided that copyright symbol appears together as follows below.
© DORNA WSBK ORGANIZATION Srl 2022





Magny-Cours 4.411 m

Pirelli French Round, 9–11 September 2022
Ideal Times Free Practice 2nd Session

No. Rider	Nat	Bike	Seg. 1 Diff. 1	Seg. 2 Diff. 2	Seg. 3 Diff. 3	Seg. 4 Diff. 4	Ideal Time Best Lap	Pos.	Diff.
1 72 V. STEEMAN	NED	Kawasaki Ninja 400	35.748	25.228	25.342	28.212	1'54.530 1'54.530	1	
2 61 Y. OKAYA	JPN	Kawasaki Ninja 400	35.530	25.098 +0.092	25.634 +0.021	28.360 +0.316	1'54.622 1'55.051	3	0.429
3 85 K. SABATUCCI	ITA	Kawasaki Ninja 400	35.835	25.040	25.561	28.469 +0.301	1'54.905 1'55.206	4	0.301
4 91 M. VANNUCCI	ITA	Yamaha YZF-R3	36.051	25.228	25.449	28.216	1'54.944 1'54.944	2	
5 88 D. MOGEDA	ESP	Kawasaki Ninja 400	35.711	25.509	25.691	28.456	1'55.367 1'55.367	5	
6 14 A. MILLAN	ESP	Kawasaki Ninja 400	36.217	25.287	25.515	28.373 +0.050	1'55.392 1'55.442	7	0.050
7 58 I. IGLESIAS	ESP	Kawasaki Ninja 400	35.982	25.324	25.523	28.590	1'55.419 1'55.419	6	
8 27 A. DIAZ	ESP	Yamaha YZF-R3	35.919	25.330	25.629 +0.182	28.605 +0.217	1'55.483 1'55.882	10	0.399
9 26 M. GENNAI	ITA	Yamaha YZF-R3	35.913	25.272	25.413 +0.044	28.909 +0.712	1'55.507 1'56.263	15	0.756
10 41 M. GARCIA	ESP	Yamaha YZF-R3	36.037	25.383	25.679 +0.459	28.411	1'55.510 1'55.969	11	0.459
11 64 H. DE CANCELLIS	FRA	Kawasaki Ninja 400	36.335 +0.024	25.195	25.691	28.297	1'55.518 1'55.542	8	0.024
12 28 L. LEHMANN	GER	KTM RC 390 R	35.917	25.385	25.405	28.859	1'55.566 1'55.566	9	
13 60 D. GEIGER	GER	Kawasaki Ninja 400	36.325	25.326 +0.289	25.579	28.682 +0.120	1'55.912 1'56.321	16	0.409
14 73 J. PEREZ GONZALES	ESP	Kawasaki Ninja 400	36.143	25.404 +0.107	25.906	28.586	1'56.039 1'56.146	13	0.107
15 59 A. ZANCA	ITA	Kawasaki Ninja 400	36.394 +0.049	25.449	25.633	28.603	1'56.079 1'56.128	12	0.049
16 53 P. SVOBODA	CZE	Kawasaki Ninja 400	36.295	25.389	25.678	28.799 +0.022	1'56.161 1'56.183	14	0.022
17 43 H. KHOURI	AUS	Kawasaki Ninja 400	36.010	25.508 +0.028	25.914 +0.175	28.817	1'56.249 1'56.452	18	0.203
18 7 M. SZAMADO	HUN	Kawasaki Ninja 400	36.409 +0.056	25.295	25.935	28.718 +0.171	1'56.357 1'56.584	20	0.227
19 80 G. MASTROLUCA	ITA	Yamaha YZF-R3	36.560 +0.031	25.417	25.682	28.713	1'56.372 1'56.403	17	0.031
20 12 H. MAIER	BRA	Yamaha YZF-R3	36.617 +0.064	25.378	25.789	28.693	1'56.477 1'56.541	19	0.064
21 2 I. GARCIA ABELLA	ESP	Yamaha YZF-R3	36.841 +0.002	25.415	25.751	28.727 +0.075	1'56.734 1'56.811	21	0.077
22 69 T. ALBERTO	PHI	Kawasaki Ninja 400	36.342	25.615	26.113 +0.040	28.715 +0.130	1'56.785 1'56.955	23	0.170
23 87 T. KAWAKAMI	BRA	Yamaha YZF-R3	36.389 +0.376	25.634	25.920 +0.148	28.900 +0.024	1'56.843 1'57.391	24	0.548
24 47 F. SEABRIGHT	GBR	Yamaha YZF-R3	36.771	25.682	25.783	28.706	1'56.942 1'56.942	22	
25 35 Y. SAIZ MARQUEZ	ESP	Kawasaki Ninja 400	36.219 +0.536	25.530 +0.412	26.137 +0.140	29.217	1'57.103 1'58.191	27	1.088
26 21 F. ROVELLI	ITA	Yamaha YZF-R3	36.878	25.587 +0.337	25.804	29.069	1'57.338 1'57.675	25	0.337
27 81 I. PERISTERAS	GRE	Yamaha YZF-R3	36.974	25.585	26.069	29.205	1'57.833 1'57.833	26	
28 46 S. DI SORA	FRA	Kawasaki Ninja 400	36.763	26.024	26.157	29.619 +0.156	1'58.563 1'58.719	28	0.156
29 23 S. MARKARIAN	FRA	Kawasaki Ninja 400	36.770	26.298	26.210	29.585	1'58.863 1'58.863	29	
30 94 L. CHAIDRON	FRA	Kawasaki Ninja 400	38.155	27.328	27.505	30.650	2'03.638 2'03.638	30	
31 8 B. IERACI	ITA	Kawasaki Ninja 400	39.055 +0.772	27.404 +0.756	28.804 +1.108	32.293	2'07.556 2'10.192	31	2.636
93 M. GAGGI	ITA	Yamaha YZF-R3							
Overall Ideal Time			35.530	25.040	25.342	28.212	1'54.124		

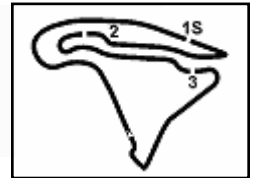
09/09/2022

These data/results cannot be reproduced, stored and/or transmitted in whole or in part by any manner of electronic, mechanical, photocopying, recording, broadcasting or otherwise now known or herein after developed without the previous express consent by the copyright owner, except for reproduction in daily press and regular printed publications on sale to the public within 60 days of the event related to those data/results and always provided that copyright symbol appears together as follows below.

© DORNA WSBK ORGANIZATION Srl 2022

FIGR PERUGIA TIMING





Pirelli French Round, 9-11 September 2022
Chronological Analysis Free Practice 2nd Session

1° 72 V. STEEMAN [1'54.530]							
Lap	Seg1	Seg2	Seg3	Seg4	Lap Time	km/h	Local Time
1		26.897	27.089	32.848	182,4	14:32'41.834	
2	36.216	26.296	29.495	30.762	2'02.769	192,9	14:34'44.603
3	36.160	25.653	26.009	29.070	1'56.892	186,2	14:36'41.495
4	36.016	25.521	25.626	28.648	1'55.811	188,8	14:38'37.306
5	36.405	30.713	25.910	28.942	2'01.970	183,7	14:40'39.276
6	35.954	25.417	25.621	28.426	1'55.418	185,2	14:42'34.694
7	35.748	25.228	25.342	28.212	1'54.530	185,9	14:44'29.224
8	36.119	26.542	25.862	29.112	1'57.635	184,9	14:46'26.859

2° 91 M. VANNUCCI [1'54.944]							
Lap	Seg1	Seg2	Seg3	Seg4	Lap Time	km/h	Local Time
1							14:31'37.591
2	56.567	27.713	27.556	30.898	2'22.734P	181,5	14:34'00.325
3	37.016	26.332	26.527	29.185	1'59.060	186,9	14:35'59.385
4	36.702	25.994	26.081	29.267	1'58.044	183,7	14:37'57.429
5	36.505	25.646	25.785	28.880	1'56.816	182,7	14:39'54.245
6	36.177	25.292	25.480	28.655	1'55.604	184,9	14:41'49.849
7	36.235	25.377	25.613	28.588	1'55.813	185,2	14:43'45.662
8	36.051	25.228	25.449	28.216	1'54.944	185,9	14:45'40.606

3° 61 Y. OKAYA [1'55.051]							
Lap	Seg1	Seg2	Seg3	Seg4	Lap Time	km/h	Local Time
1		28.549	27.828	30.526	178,8	14:32'36.830	
2	37.121	26.334	27.167	29.848	2'00.470	185,9	14:34'37.300
3	36.397	25.868	25.987	29.156	1'57.408	185,9	14:36'34.708
4	36.318	25.873	25.814	28.852	1'56.857	185,9	14:38'31.565
5	36.163	25.558	25.670	28.360	1'55.751	186,5	14:40'27.316
6	35.783	25.098	25.634	28.885	1'55.400	189,8	14:42'22.716
7	36.090	25.770	25.972	29.011	1'56.843	186,5	14:44'19.559
8	35.530	25.190	25.655	28.676	1'55.051	191,2	14:46'14.610

4° 85 K. SABATUCCI [1'55.206]							
Lap	Seg1	Seg2	Seg3	Seg4	Lap Time	km/h	Local Time
1							14:14'58.023
2	1'03.249	30.885	30.246	35.009	2'39.389P	160,2	14:17'37.412
3	39.534	28.319	28.009	31.563	2'07.425	184,9	14:19'44.837
4	38.456	48.053	32.191	38.305	2'37.005P	182,7	14:22'21.842
5	12'31.483	30.639	28.075	30.252	14'00.449P	151,3	14:36'22.291
6	36.569	26.416	26.481	29.713	1'59.179	190,8	14:38'21.470
7	37.263	29.992	28.621	30.972	2'06.848	185,2	14:40'28.318
8	36.035	25.243	25.754	28.515	1'55.547	190,5	14:42'23.865
9	35.835	25.040	25.561	28.770	1'55.206	194,6	14:44'19.071
10	36.087	25.562	25.600	28.469	1'55.718	190,1	14:46'14.789

5° 88 D. MOGEDA [1'55.367]							
Lap	Seg1	Seg2	Seg3	Seg4	Lap Time	km/h	Local Time
1		26.952	27.339	30.270	184,9	14:36'24.357	
2	37.245	26.220	26.467	29.423	1'59.355	186,2	14:38'23.712
3	36.671	26.855	31.054	30.326	2'04.906	190,1	14:40'28.618
4	35.802	25.625	25.844	28.789	1'56.060	194,6	14:42'24.678
5	35.779	25.543	25.702	28.955	1'55.979	194,2	14:44'20.657
6	35.711	25.509	25.691	28.456	1'55.367	192,2	14:46'16.024

6° 58 I. IGLESIAS [1'55.419]							
Lap	Seg1	Seg2	Seg3	Seg4	Lap Time	km/h	Local Time
1		33.520	30.995	34.880	174,5	14:23'54.559	
2	40.664	28.947	29.072	33.457	2'12.140	180,6	14:26'06.699
3	38.118	27.365	27.368	31.225	2'04.076	195,3	14:28'10.775
4	38.401	27.127	27.492	30.718	2'03.738	184,3	14:30'14.513
5	38.152	27.366	27.159	31.889	2'04.566	189,5	14:32'19.079

6	37.082	26.488	26.605	29.826	2'00.001	187,8	14:34'19.080
7	37.201	26.086	26.054	29.284	1'58.625	188,2	14:36'17.705
8	36.904	27.135	31.113	29.890	2'05.042	184,0	14:38'22.747
9	36.773	27.529	28.429	32.384	2'05.115	191,2	14:40'27.862
10	36.525	25.451	25.761	28.806	1'56.543	190,8	14:42'24.405
11	36.103	25.324	25.659	28.932	1'56.018	193,9	14:44'20.423
12	35.982	25.324	25.523	28.590	1'55.419	193,2	14:46'15.842

7° 14 A. MILLAN [1'55.442]							
Lap	Seg1	Seg2	Seg3	Seg4	Lap Time	km/h	Local Time
1		29.735	29.002	32.674	177,6	14:21'58.552	
2	38.585	28.493	27.544	31.338	2'05.960	185,9	14:24'04.512
3	37.891	26.999	26.792	30.566	2'02.248	183,7	14:26'06.760
4	37.510	26.450	26.330	29.301	1'59.591	184,3	14:28'06.351
5	36.901	26.094	26.026	28.943	1'57.964	184,3	14:30'04.315
6	36.808	25.762	26.092	28.978	1'57.640	184,3	14:32'01.955
7	36.745	30.797	31.246	29.025	2'07.813	183,7	14:34'09.768
8	36.506	25.698	25.689	29.087	1'56.980	185,9	14:36'06.748
9	36.527	28.084	28.155	35.045	2'07.811P	185,2	14:38'14.559
10	1'15.171	25.904	26.018	28.786	2'35.879P	183,1	14:40'50.438
11	36.574	25.531	25.744	28.580	1'56.429	184,3	14:42'46.867
12	36.230	25.314	25.868	28.373	1'55.785	184,6	14:44'42.652
13	36.217	25.287	25.515	28.423	1'55.442	185,6	14:46'38.094

8° 64 H. DE CANCELLIS [1'55.542]							
Lap	Seg1	Seg2	Seg3	Seg4	Lap Time	km/h	Local Time
1							14:15'02.453
2	1'09.574	35.873	34.109	41.836	3'01.392P	160,0	14:18'03.845
3	1'52.828	29.256	28.368	30.914	13'21.366P	168,0	14:31'25.211
4	38.169	26.380	26.627	29.459	2'00.635	181,2	14:33'25.846
5	36.863	25.867	26.360	28.972	1'58.062	183,7	14:35'23.908
6	36.569	25.736	26.128	28.844	1'57.277	182,1	14:37'21.185
7	36.502	25.734	25.939	28.678	1'56.853	183,1	14:39'18.038
8	36.452	25.520	25.860	28.462	1'56.294	183,7	14:41'14.332
9	36.335	25.433	25.730	28.438	1'55.936	184,3	14:43'10.268
10	36.359	25.195	25.691	28.297	1'55.542	183,7	14:45'05.810

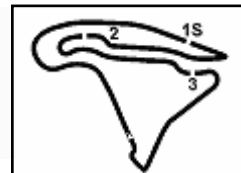
9° 28 L. LEHMANN [1'55.566]							
Lap	Seg1	Seg2	Seg3	Seg4	Lap Time	km/h	Local Time
1		34.483	32.980	39.364	150,2	14:17'59.296	
2	1'54.996	28.778	27.583	31.458	17'14.815P	178,5	14:35'14.111
3	37.795	26.510	26.338	29.987	2'00.630	183,4	14:37'14.741
4	36.652	26.012	25.927	28.995	1'57.586	183,7	14:39'12.327
5	36.180	25.638	25.873	29.219	1'56.910	184,9	14:41'09.237
6	35.963	25.495	25.998	29.060	1'56.516	185,6	14:43'05.753
7	35.917	25.385	25.405	28.859	1'55.566	184,6	14:45'01.319

10° 27 A. DIAZ [1'55.882]							
Lap	Seg1	Seg2	Seg3	Seg4	Lap Time	km/h	Local Time
1		32.795	33.526	37.795	177,3	14:17'38.075	
2	40.777	28.838	28.486	31.928	2'10.029	184,9	14:19'48.104
3	38.847	28.325	29.469	34.141	2'10.782C	187,5	14:21'58.886
4	38.288	28.180	27.774	31.228	2'05.470	194,2	14:24'04.356
5	38.287	27.369	27.472	30.756	2'03.884	186,5	14:26'08.240
6	38.109	27.017	27.401	30.574	2'03.101	188,8	14:28'11.341
7	39.382	27.918	27.625	32.779	2'07.704P	183,4	14:30'19.045
8	6'43.783	27.715	27.274	30.680	8'09.452P	183,7	14:38'28.497
9	37.258	25.966	26.097	29.020	1'58.341	184,6	14:40'26.838
10	36.337	25.663	25.629	28.605	1'56.234	193,5	14:42'23.072
11	35.919	25.330	25.811	28.822	1'55.882	191,8	14:44'18.954
12	36.147	25.400	26.003	28.795	1'56.345	190,1	14:46'15.299

09/09/2022 P = Pits In/Out - C = Lap Time Cancelled

These data/results cannot be reproduced, stored and/or transmitted in whole or in part by any manner of electronic, mechanical, photocopying, recording, broadcasting or otherwise now known or herein after developed without the previous express consent by the copyright owner, except for reproduction in daily press and regular printed publications on sale to the public within 60 days of the event related to those data/results and always provided that copyright symbol appears together as follows below.

© DORNA WSBK ORGANIZATION Srl 2022



Pirelli French Round, 9-11 September 2022
Chronological Analysis Free Practice 2nd Session

11° 41 M. GARCIA [1'55.969]							
Lap	Seg1	Seg2	Seg3	Seg4	Lap Time	km/h	Local Time
1		35.100	34.485	38.091	169,0	14:17'38.065	
2	15'32.819	28.688	29.789	35.881	17'07.177P	184,3	14:34'45.242
3	37.252	26.508	26.594	29.636	1'59.990	185,6	14:36'45.232
4	36.783	26.143	26.171	29.203	1'58.300	185,6	14:38'43.532
5	36.861	25.959	25.973	28.746	1'57.539	186,2	14:40'41.071
6	36.200	25.645	25.679	28.558	1'56.082	187,5	14:42'37.153
7	36.037	25.383	26.138	28.411	1'55.969	189,8	14:44'33.122
8	36.404	25.500	25.913	28.490	1'56.307	186,2	14:46'29.429

4	36.487	25.326			25.831	28.682	1'56.326	187,2	14:44'18.691
5	36.325	25.615			25.579	28.802	1'56.321	185,6	14:46'15.012

12° 59 A. ZANCA [1'56.128]									
Lap	Seg1	Seg2	Seg3	Seg4	Lap Time	km/h	Local Time		
1							14:14'56.189		
2	1'09.845	37.753	35.402	43.765	3'06.765P	123,6	14:18'02.954		
3	13'07.525	29.085	28.455	31.431	14'36.496P	180,0	14:32'39.450		
4	38.049	26.705	26.408	29.580	2'00.742	187,8	14:34'40.192		
5	36.874	26.428	26.518	29.813	1'59.633	184,6	14:36'39.825		
6	36.750	25.902	26.089	29.202	1'57.943	186,9	14:38'37.768		
7	36.632	25.850	25.923	28.968	1'57.373	188,2	14:40'35.141		
8	36.785	26.468	28.247	28.798	2'00.298	189,1	14:42'35.439		
9	36.394	25.973	27.537	28.775	1'58.679	187,2	14:44'34.118		
10	36.443	25.449	25.633	28.603	1'56.128	188,5	14:46'30.246		

17° 80 G. MASTROLUCA [1'56.403]									
Lap	Seg1	Seg2	Seg3	Seg4	Lap Time	km/h	Local Time		
1		30.686	30.164	31.734		161,9	14:27'47.865		
2	38.443	27.172	26.837	30.408	2'02.860	180,9	14:29'50.725		
3	37.475	26.611	26.369	29.746	2'00.201	183,1	14:31'50.926		
4	37.043	25.971	26.066	29.529	1'58.609	182,4	14:33'49.535		
5	37.205	25.859	26.081	29.481	1'58.626	182,4	14:35'48.161		
6	37.059	25.705	26.119	29.337	1'58.220	182,1	14:37'46.381		
7	37.239	26.284	26.102	29.276	1'58.901	180,9	14:39'45.282		
8	36.651	25.588	25.803	29.096	1'57.138	182,7	14:41'42.420		
9	36.560	25.521	25.896	28.943	1'56.920	183,4	14:43'39.340		
10	36.591	25.417	25.682	28.713	1'56.403	182,7	14:45'35.743		

13° 73 J. PEREZ GONZALES [1'56.146]									
Lap	Seg1	Seg2	Seg3	Seg4	Lap Time	km/h	Local Time		
1		30.195	29.288	31.900		177,6	14:34'39.250		
2	37.642	27.424	26.858	30.078	2'02.002	182,1	14:36'41.252		
3	36.894	26.084	26.425	29.778	1'59.181	186,9	14:38'40.433		
4	37.187	26.134	26.353	29.371	1'59.045	181,8	14:40'39.478		
5	36.607	25.786	26.168	28.900	1'57.461	184,0	14:42'36.939		
6	36.448	25.404	25.991	28.664	1'56.507	185,6	14:44'33.446		
7	36.143	25.511	25.906	28.586	1'56.146	191,2	14:46'29.592		

18° 43 H. KHOURI [1'56.452]									
Lap	Seg1	Seg2	Seg3	Seg4	Lap Time	km/h	Local Time		
1		27.436	26.824	30.048		180,0	14:32'39.657		
2	37.662	26.444	26.453	29.662	2'00.221	181,8	14:34'39.878		
3	37.097	25.991	26.155	29.221	1'58.464	186,2	14:36'38.342		
4	36.823	26.233	26.070	29.474	1'58.600	181,5	14:38'36.942		
5	36.814	26.186	25.923	28.870	1'57.793	181,5	14:40'34.735		
6	36.747	25.695	26.313	28.940	1'57.695	183,1	14:42'32.430		
7	36.507	25.508	25.914	29.060	1'56.989	183,4	14:44'29.419		
8	36.010	25.536	26.089	28.817	1'56.452	187,5	14:46'25.871		

14° 53 P. SVOBODA [1'56.183]									
Lap	Seg1	Seg2	Seg3	Seg4	Lap Time	km/h	Local Time		
1		28.705	28.911	31.887		179,4	14:33'34.783		
2	38.246	26.801	28.010	31.270	2'04.327	183,4	14:35'39.110		
3	37.558	26.319	27.309	30.121	2'01.307	183,7	14:37'40.417		
4	37.600	26.548	26.811	29.395	2'00.354	184,0	14:39'40.771		
5	36.708	25.849	26.164	29.095	1'57.816	185,6	14:41'38.587		
6	36.325	25.597	26.062	28.799	1'56.783	185,9	14:43'35.370		
7	36.295	25.389	25.678	28.821	1'56.183	184,6	14:45'31.553		

19° 12 H. MAIER [1'56.541]									
Lap	Seg1	Seg2	Seg3	Seg4	Lap Time	km/h	Local Time		
1		32.334	29.680	34.490		175,6	14:17'27.443		
2	39.832	28.875	27.844	32.717	2'09.268	179,7	14:19'36.711		
3	38.263	27.701	27.594	31.373	2'04.931	183,4	14:21'41.642		
4	37.535	27.331	26.855	35.079	2'06.800P	185,2	14:23'48.442		
5	8'54.605	26.814	27.596	30.233	10'19.248P	181,8	14:34'07.690		
6	37.106	26.184	26.229	29.419	1'58.938	182,7	14:36'06.628		
7	36.699	25.732	25.940	29.305	1'57.676	184,3	14:38'04.304		
8	36.848	27.887	26.773	34.348	2'05.856	180,6	14:40'10.160		
9	36.617	25.612	26.169	29.023	1'57.421	185,2	14:42'07.581		
10	36.681	25.378	25.789	28.693	1'56.541	185,9	14:44'04.122		
11	37.060	25.468	25.869	28.878	1'57.275	187,5	14:46'01.397		

15° 26 M. GENNAI [1'56.263]									
Lap	Seg1	Seg2	Seg3	Seg4	Lap Time	km/h	Local Time		
1		28.246	27.600	30.515		180,6	14:28'23.825		
2	37.057	26.376	26.280	29.433	1'59.146	184,3	14:30'22.971		
3	36.792	25.732	25.895	29.415	1'57.834	184,9	14:32'20.805		
4	36.567	25.689	26.240	30.130	1'58.626	187,2	14:34'19.431		
5	36.655	25.598	25.690	28.909	1'56.852	185,2	14:36'16.283		
6	36.347	25.302	25.738	29.001	1'56.388	185,6	14:38'12.671		
7	36.294	25.570	25.812	29.216	1'56.892	185,2	14:40'09.563		
8	36.666	26.047	26.094	29.802	1'58.609	184,9	14:42'08.172		
9	35.913	25.272	25.457	29.621	1'56.263	188,2	14:44'04.435		
10	36.518	25.319	25.413	29.186	1'56.436	184,9	14:46'00.871		

20° 7 M. SZAMADO [1'56.584]									
Lap	Seg1	Seg2	Seg3	Seg4	Lap Time	km/h	Local Time		
1		30.237	30.686	34.078		177,6	14:24'36.441		
2	39.458	28.304	28.252	31.862	2'07.876	180,0	14:26'44.317		
3	38.380	26.988	27.482	30.734	2'03.584	182,4	14:28'47.901		
4	37.655	26.519	27.321	30.198	2'01.693	183,1	14:30'49.594		
5	37.412	26.547	26.605	29.757	2'00.321	183,7	14:32'49.915		
6	36.902	26.080	26.396	29.439	1'58.817	184,3	14:34'48.732		
7	36.863	25.880	26.307	29.297	1'58.347	183,4	14:36'47.079		
8	36.582	25.954	26.118	29.262	1'57.916	184,9	14:38'44.995		
9	36.640	25.857	25.976	28.979	1'57.452	184,9	14:40'42.447		
10	36.505	25.620	25.940	28.724	1'56.789	185,2	14:42'39.236		
11	36.409	26.242	26.037	28.718	1'57.406	185,2	14:44'36.642		
12	36.465	25.295	25.935	28.889	1'56.584	184,6	14:46'33.226		

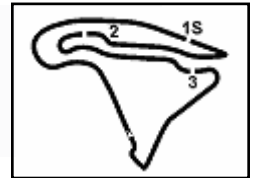
16° 60 D. GEIGER [1'56.321]									
Lap	Seg1	Seg2	Seg3	Seg4	Lap Time	km/h	Local Time		
1		31.719	27.279	30.418		180,6	14:38'26.987		
2	37.230	26.284	25.986	29.106	1'58.606	184,6	14:40'25.593		
3	36.446	25.526	25.874	28.926	1'56.772	191,5	14:42'22.365		

21° 2 I. GARCIA ABELLA [1'56.811]									
Lap	Seg1	Seg2	Seg3	Seg4	Lap Time	km/h	Local Time		
1		34.409	31.907	38.285		147,5	14:17'35.880		
2	41.105	29.830	29.169	32.397	2'12.501	177,6	14:19'48.381		
3	39.358	29.239	27.953	32.817	2'09.367	181,5	14:21'57.748		
4	39.183	28.576	28.009	35.626	2'11.394P	185,2	14:24'09.142		

09/09/2022 P = Pits In/Dut - C = Lap Time Cancelled

These data/results cannot be reproduced, stored and/or transmitted in whole or in part by any manner of electronic, mechanical, photocopying, recording, broadcasting or otherwise now known or herein after developed without the previous express consent by the copyright owner, except for reproduction in daily press and regular printed publications on sale to the public within 60 days of the event related to those data/results and always provided that copyright symbol appears together as follows below.

© DORNA WSBK ORGANIZATION Srl 2022



Pirelli French Round, 9-11 September 2022
Chronological Analysis Free Practice 2nd Session

5	8'24.315	26.884	27.477	31.274	9'49.950P	177,3	14:33'59.092
6	37.801	26.184	26.525	29.530	2'00.040	181,8	14:35'59.132
7	38.473	25.799	26.078	29.277	1'59.627	183,1	14:37'58.759
8	37.915	25.708	26.074	29.114	1'58.811	183,4	14:39'57.570
9	37.037	25.636	25.939	28.827	1'57.439	183,4	14:41'55.009
10	36.841	25.418	25.905	28.727	1'56.891	183,4	14:43'51.900
11	36.843	25.415	25.751	28.802	1'56.811	183,1	14:45'48.711

1						33.514	30.121	33.360		152,1	14:17'29.061
2	39.468					28.256	27.845	31.595	2'07.164	181,2	14:19'36.225
3	38.825					27.391	27.590	30.578	2'04.384	184,6	14:21'40.609
4	38.063					27.005	27.039	30.280	2'02.387	180,3	14:23'42.996
5	37.911					26.488	26.942	30.111	2'01.452	180,6	14:25'44.448
6	37.729					26.430	27.546	30.366	2'02.071	182,1	14:27'46.519
7	37.563					26.130	26.570	30.092	2'00.355	181,2	14:29'46.874
8	37.425					26.121	26.515	29.701	1'59.762	182,7	14:31'46.636
9	37.433					25.897	26.476	29.804	1'59.610	181,8	14:33'46.246
10	37.266					25.878	26.439	29.651	1'59.234	181,2	14:35'45.480
11	37.321					26.065	26.349	29.744	1'59.479	180,9	14:37'44.959
12	39.491					26.469	26.345	29.444	2'01.749	181,5	14:39'46.708
13	37.053					25.736	26.195	29.335	1'58.319	183,7	14:41'45.027
14	36.974					25.585	26.069	29.205	1'57.833	184,0	14:43'42.860
15	36.992					25.675	26.163	29.779	1'58.609	181,8	14:45'41.469

22° 47 F. SEABRIGHT [1'56.942]

Lap	Seg1	Seg2	Seg3	Seg4	Lap Time	km/h	Local Time
1							14:15'43.698
2	58.802	29.438	29.513	33.069	2'30.822P	173,4	14:18'14.520
3	39.602	27.651	28.200	31.777	2'07.230	177,3	14:20'21.750
4	40.085	29.232	28.959	35.636	2'13.912P	174,8	14:22'35.662
5	9'23.290	28.348	28.001	31.298	10'50.937P	176,8	14:33'26.599
6	37.514	26.757	26.711	29.644	2'00.626	181,5	14:35'27.225
7	37.501	26.318	26.400	29.448	1'59.667	179,1	14:37'26.892
8	37.063	26.489	26.422	29.057	1'59.031	180,0	14:39'25.923
9	37.035	26.199	26.126	29.131	1'58.491	180,6	14:41'24.414
10	36.907	25.854	25.964	28.785	1'57.510	180,3	14:43'21.924
11	36.771	25.682	25.783	28.706	1'56.942	180,3	14:45'18.866

27° 35 Y. SAIZ MARQUEZ [1'58.191]

Lap	Seg1	Seg2	Seg3	Seg4	Lap Time	km/h	Local Time
1							C 177,0 14:23'55.277
2	40.373	29.053	28.679	32.990	2'11.095	185,6	14:26'06.372
3	38.385	29.143	27.741	31.215	2'06.484	187,5	14:28'12.856
4	37.912	27.634	27.315	30.649	2'03.510	181,5	14:30'16.366
5	37.630	26.932	27.138	30.356	2'02.056	185,6	14:32'18.422
6	37.219	26.966	27.742	30.375	2'02.302	185,6	14:34'20.724
7	36.860	26.578	27.414	30.563	2'01.415	187,8	14:36'22.139
8	36.785	26.586	26.501	29.798	1'59.670	189,1	14:38'21.809
9	36.901	29.168	27.659	29.847	2'03.575	188,2	14:40'25.384
10	36.755	25.942	26.277	29.217	1'58.191	190,5	14:42'23.575
11	36.219	25.530	26.137	31.510	1'59.396	191,2	14:44'22.971
12	36.805	25.759	26.299	29.425	1'58.288	184,3	14:46'21.259

23° 69 T. ALBERTO [1'56.955]

Lap	Seg1	Seg2	Seg3	Seg4	Lap Time	km/h	Local Time
1		29.933	32.442	38.039		175,6	14:17'58.763
2	18'30.914	28.643	29.306	30.821	19'59.684P	179,1	14:37'58.447
3	39.187	27.596	27.263	34.187	2'08.233P	177,3	14:40'06.680
4	1'15.724	26.033	26.347	28.967	2'37.071P	184,6	14:42'43.751
5	36.619	25.727	26.113	28.715	1'57.174	184,0	14:44'40.925
6	36.342	25.615	26.153	28.845	1'56.955	184,9	14:46'37.880

28° 46 S. DI SORA [1'58.719]

Lap	Seg1	Seg2	Seg3	Seg4	Lap Time	km/h	Local Time
1							14:14'53.396
2	59.235	33.630	32.212	36.505	2'41.582P	155,4	14:17'34.978
3	41.172	30.099	28.730	31.799	2'11.800	180,3	14:19'46.778
4	38.696	29.654	29.062	33.541	2'10.953	184,0	14:21'57.731
5	39.368	29.342	27.734	31.844	2'08.288	181,8	14:24'06.019
6	38.531	27.875	27.482	31.284	2'05.172	185,2	14:26'11.191
7	38.254	27.599	27.253	31.096	2'04.202	185,2	14:28'15.393
8	38.386	27.436	27.222	30.557	2'03.601	183,7	14:30'18.994
9	37.632	27.109	26.739	30.270	2'01.750	185,6	14:32'20.744
10	37.594	26.928	26.521	29.940	2'00.983	187,5	14:34'21.727
11	37.063	26.505	26.494	29.860	1'59.922	186,9	14:36'21.649
12	36.970	26.586	26.462	29.741	1'59.759	185,6	14:38'21.408
13	37.464	27.720	27.212	30.455	2'02.851	189,5	14:40'24.259
14	37.764	29.608	27.101	30.176	2'04.649	184,3	14:42'28.908
15	37.583	26.200	26.430	29.619	1'59.832	183,4	14:44'28.740
16	36.763	26.024	26.157	29.775	1'58.719	182,7	14:46'27.459

25° 21 F. ROVELLI [1'57.675]

Lap	Seg1	Seg2	Seg3	Seg4	Lap Time	km/h	Local Time
1		31.615	31.408	34.536		175,6	14:24'24.030
2	41.354	28.707	28.783	31.085	2'09.929	175,0	14:26'33.959
3	38.903	27.343	27.626	30.170	2'04.042	178,2	14:28'38.001
4	38.068	26.584	26.993	29.971	2'01.616	178,2	14:30'39.617
5	37.401	26.171	26.999	30.174	2'00.745	181,2	14:32'40.362
6	37.188	26.159	26.262	29.700	1'59.309	189,8	14:34'39.671
7	37.285	26.398	26.612	29.452	1'59.747	179,4	14:36'39.418
8	37.318	26.154	27.626	35.151	2'06.249	186,5	14:38'45.667
9	37.104	25.887	26.023	36.365	2'05.379P	182,4	14:40'51.046
10	1'29.143	25.587	26.975	33.608	2'55.313P	181,2	14:43'46.359
11	36.878	25.924	25.804	29.069	1'57.675	181,2	14:45'44.034

29° 23 S. MARKARIAN [1'58.863]

Lap	Seg1	Seg2	Seg3	Seg4	Lap Time	km/h	Local Time
1							14:14'57.043
2	59.887	31.250	32.258	37.397	2'40.792P	173,6	14:17'37.835
3	40.814	29.426	28.722	32.253	2'11.215	180,9	14:19'49.050
4	38.635	28.772	28.072	32.369	2'07.848	187,2	14:21'56.898
5	39.066	28.433	28.247	31.226	2'06.972	184,3	14:24'03.870
6	38.582	27.869	27.261	31.212	2'04.924	183,1	14:26'08.794
7	37.535	27.320	27.240	30.806	2'02.901	187,8	14:28'11.695
8	37.856	27.468	27.024	30.889	2'03.237	187,8	14:30'14.932
9	37.686	27.271	27.165	30.593	2'02.715	187,2	14:32'17.647
10	37.993	26.786	26.785	30.638	2'02.202	183,4	14:34'19.849
11	36.770	26.298	26.210	29.585	1'58.863	191,8	14:36'18.712

26° 81 I. PERISTERAS [1'57.833]

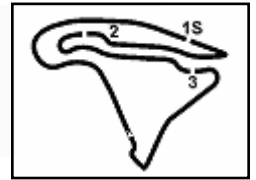
Lap	Seg1	Seg2	Seg3	Seg4	Lap Time	km/h	Local Time
-----	------	------	------	------	----------	------	------------

09/09/2022 P = Pits In/Out - C = Lap Time Cancelled

These data/results cannot be reproduced, stored and/or transmitted in whole or in part by any manner of electronic, mechanical, photocopying, recording, broadcasting or otherwise now known or herein after developed without the previous express consent by the copyright owner, except for reproduction in daily press and regular printed publications on sale to the public within 60 days of the event related to those data/results and always provided that copyright symbol appears together as follows below.

© DORNA WSBK ORGANIZATION Srl 2022





Magny-Cours 4.411 m

4 / 4

Pirelli French Round, 9-11 September 2022
Chronological Analysis Free Practice 2nd Session

12	36.816	26.573	26.569	29.855	1'59.813	188,2	14:38'18.525
13	38.309	31.576	33.491	34.168	2'17.544P	179,1	14:40'36.069
14					4'52.926P		14:45'28.995

30° 94 L. CHAIDRON [2'03.638]							
Lap	Seg.1	Seg.2	Seg.3	Seg.4	Lap Time	km/h	Local Time
1							14:15'14.769
2	1'11.573	35.997	36.570	38.095	3'02.235P	157,0	14:18'17.004
3	41.982	33.020	32.329	35.519	2'22.850	176,2	14:20'39.854
4	41.365	31.135	30.728	38.977	2'22.205P	176,2	14:23'02.059
5	5'59.919	32.992	31.815	34.524	7'39.250P	178,5	14:30'41.309
6	40.966	30.673	29.638	38.678	2'19.955P	177,3	14:33'01.264
7	6'30.034	30.402	28.675	32.399	8'01.510P	178,5	14:41'02.774
8	38.927	28.654	28.106	30.936	2'06.623	180,0	14:43'09.397
9	38.155	27.328	27.505	30.650	2'03.638	184,0	14:45'13.035

31° 8 B. IERACI [2'10.192]							
Lap	Seg.1	Seg.2	Seg.3	Seg.4	Lap Time	km/h	Local Time
1							14:15'08.224
2	1'03.592	35.290	36.678	43.882	2'59.442P	160,5	14:18'07.666
3	11'48.793	30.287	31.893	35.072	13'26.045P	178,2	14:31'33.711
4	41.593	29.552	30.395	33.240	2'14.780	180,6	14:33'48.491
5	39.827	28.160	29.912	32.293	2'10.192	183,4	14:35'58.683
6	39.055	27.404	28.804	36.303	2'11.566P	189,5	14:38'10.249

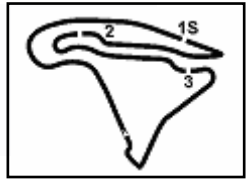
32° 93 M. GAGGI							
Lap	Seg.1	Seg.2	Seg.3	Seg.4	Lap Time	km/h	Local Time
1							14:15'49.024
2	55.880	30.643	28.645	32.937	2'28.105P	172,5	14:18'17.129

09/09/2022

P = Pits In/Out - C = Lap Time Cancelled

These data/results cannot be reproduced, stored and/or transmitted in whole or in part by any manner of electronic, mechanical, photocopying, recording, broadcasting or otherwise now known or herein after developed without the previous express consent by the copyright owner, except for reproduction in daily press and regular printed publications on sale to the public within 60 days of the event related to those data/results and always provided that copyright symbol appears together as follows below.

© DORNA WSBK ORGANIZATION Srl 2022



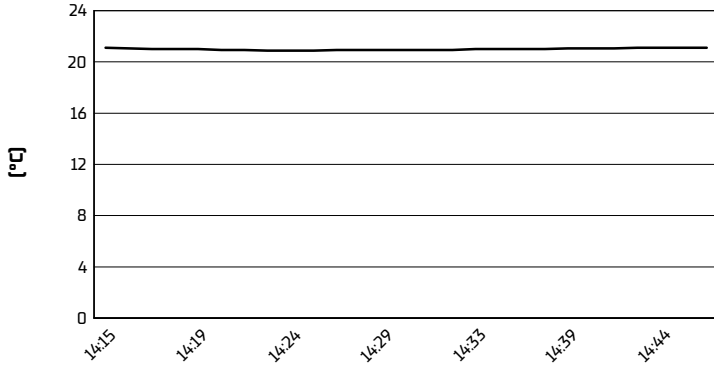
Magny-Cours 4.411 m

Pirelli French Round, 9-11 September 2022

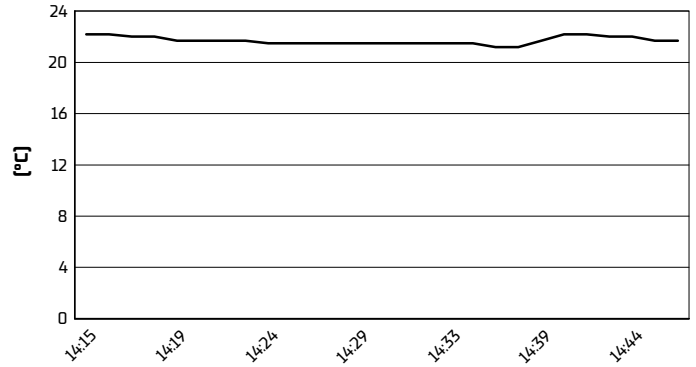
Weather Report Free Practice 2nd Session

Session started 14:15 - Session ended 14:47

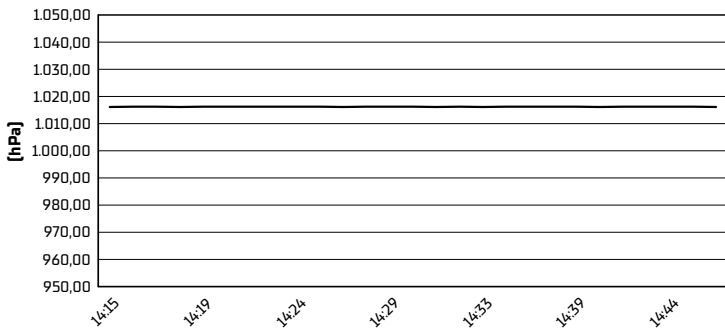
Air Temperature



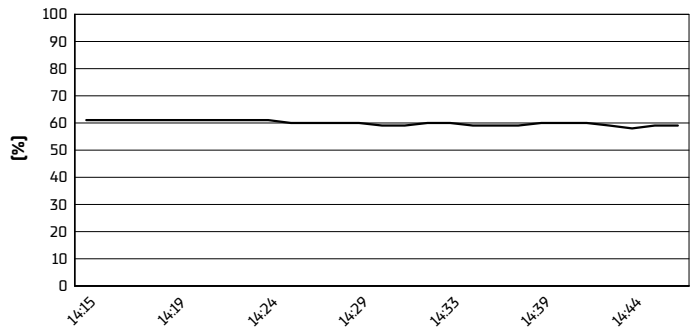
Track Temperature



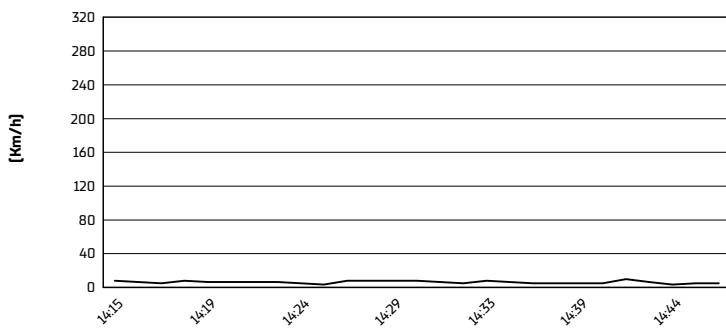
Air Pressure



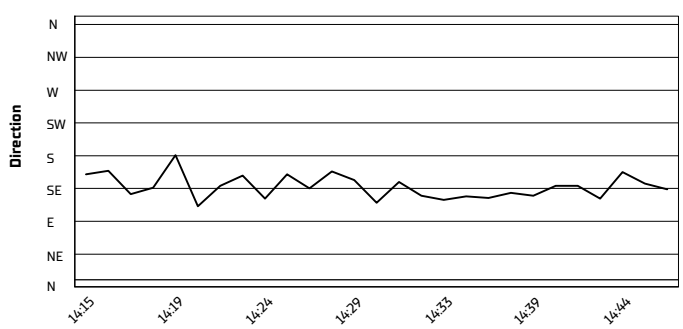
Humidity



Wind Speed



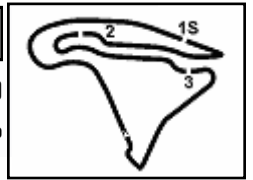
Wind Direction



09/09/2022

These data/results cannot be reproduced, stored and/or transmitted in whole or in part by any manner of electronic, mechanical, photocopying, recording, broadcasting or otherwise now known or herein after developed without the previous express consent by the copyright owner, except for reproduction in daily press and regular printed publications on sale to the public within 60 days of the event related to those data/results and always provided that copyright symbol appears together as follows below.

© DORNA WSBK ORGANIZATION Srl 2022



Magny-Cours 4.411 m

Pirelli French Round, 9–11 September 2022
Best Laps & Speeds

1 / 2

No.	Rider Bike	Nat	Best Lap		FP1		FP2												
			LL	SPD	LL	SPD	LL	SPD											
1	72 V. STEEMAN Kawasaki Ninja 400	NED	1'53.262 16 192,8		1'53.262 9 192,1		1'54.530 7 192,8												
2	60 D. GEIGER Kawasaki Ninja 400	GER	1'54.021 16 195,3		1'54.021 12 195,3		1'56.321 4 191,4												
3	26 M. GENNAI Yamaha YZF-R3	ITA	1'54.537 21 188,1		1'54.537 12 187,1		1'56.263 9 188,1												
4	61 Y. OKAYA Kawasaki Ninja 400	JPN	1'54.546 15 191,1		1'54.546 8 184,6		1'55.051 7 191,1												
5	91 M. VANNUCCI Yamaha YZF-R3	ITA	1'54.565 21 193,2		1'54.565 14 193,2		1'54.944 7 186,8												
6	28 L. LEHMANN KTM RC 390 R	GER	1'54.588 20 194,6		1'54.588 14 194,6		1'55.566 6 185,5												
7	85 K. SABATUCCI Kawasaki Ninja 400	ITA	1'54.771 21 194,9		1'54.771 12 194,9		1'55.206 9 194,6												
8	41 M. GARCIA Yamaha YZF-R3	ESP	1'54.815 20 192,1		1'54.815 13 192,1		1'55.969 7 189,8												
9	88 D. MOGEDA Kawasaki Ninja 400	ESP	1'54.889 19 194,9		1'54.889 14 194,9		1'55.367 5 194,6												
10	73 J. PEREZ GONZALES Kawasaki Ninja 400	ESP	1'54.960 15 191,1		1'54.960 9 182,1		1'56.146 6 191,1												
11	69 T. ALBERTO Kawasaki Ninja 400	PHI	1'55.001 18 191,8		1'55.001 13 191,8		1'56.955 5 184,9												
12	64 H. DE CANCELLIS Kawasaki Ninja 400	FRA	1'55.012 22 192,5		1'55.012 13 192,5		1'55.542 9 184,3												
13	87 T. KAWAKAMI Yamaha YZF-R3	BRA	1'55.012 23 194,9		1'55.012 12 194,9		1'57.391 11 189,1												
14	53 P. SVOBODA Kawasaki Ninja 400	CZE	1'55.075 20 185,8		1'55.075 14 184,6		1'56.183 6 185,8												
15	58 I. IGLESIAS Kawasaki Ninja 400	ESP	1'55.419 23 195,3		1'55.504 12 193,9		1'55.419 11 195,3												
16	27 A. DIAZ Yamaha YZF-R3	ESP	1'55.433 22 194,2		1'55.433 11 184,3		1'55.882 11 194,2												
17	14 A. MILLAN Kawasaki Ninja 400	ESP	1'55.442 24 190,1		1'55.581 12 190,1		1'55.442 12 185,8												
18	80 G. MASTROLUCA Yamaha YZF-R3	ITA	1'55.476 18 183,3		1'55.476 9 183,0		1'56.403 9 183,3												
19	46 S. DI SORA Kawasaki Ninja 400	FRA	1'55.553 27 192,5		1'55.553 12 192,5		1'58.719 15 189,4												
20	47 F. SEABRIGHT Yamaha YZF-R3	GBR	1'55.605 23 187,5		1'55.605 13 187,5		1'56.942 10 181,5												
21	59 A. ZANCA Kawasaki Ninja 400	ITA	1'55.874 21 195,6		1'55.874 12 195,6		1'56.128 9 189,1												
22	23 S. MARKARIAN Kawasaki Ninja 400	FRA	1'55.934 25 196,3		1'55.934 12 196,3		1'58.863 13 191,8												
23	2 I. GARCIA ABELLA Yamaha YZF-R3	ESP	1'55.976 22 190,4		1'55.976 12 190,4		1'56.811 10 185,2												
24	12 H. MAIER Yamaha YZF-R3	BRA	1'56.032 20 192,8		1'56.032 10 192,8		1'56.541 10 187,5												
25	93 M. GAGGI Yamaha YZF-R3	ITA	1'56.310 13 184,6		1'56.310 13 184,6														

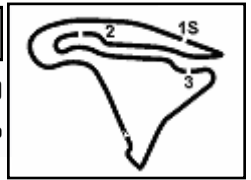
09/09/2022

These data/results cannot be reproduced, stored and/or transmitted in whole or in part by any manner of electronic, mechanical, photocopying, recording, broadcasting or otherwise now known or herein after developed without the previous express consent by the copyright owner, except for reproduction in daily press and regular printed publications on sale to the public within 60 days of the event related to those data/results and always provided that copyright symbol appears together as follows below.

© DORNA WSBK ORGANIZATION Srl 2022

FICR PERUGIA TIMING





Magny-Cours 4.411 m

Pirelli French Round, 9–11 September 2022
Best Laps & Speeds

2 / 2

No.	Rider Bike	Nat	Best Lap		FP1		FP2							
			LL	SPD	LL	SPD	LL	SPD						
26	7 M. SZAMADO Kawasaki Ninja 400	HUN	1'56.346 25	186,2	1'56.346 14	186,2	1'56.584 11	185,2						
27	21 F. ROVELLI Yamaha YZF-R3	ITA	1'56.398 21	189,8	1'56.398 11	184,9	1'57.675 10	189,8						
28	43 H. KHOURI Kawasaki Ninja 400	AUS	1'56.452 20	191,8	1'56.766 13	191,8	1'56.452 7	187,5						
29	8 B. IERACI Kawasaki Ninja 400	ITA	1'56.497 17	189,4	1'56.497 12	188,8	2'10.192 5	189,4						
30	35 Y. SAIZ MARQUEZ Kawasaki Ninja 400	ESP	1'56.577 24	192,1	1'56.577 13	192,1	1'58.191 11	191,1						
31	81 I. PERISTERAS Yamaha YZF-R3	GRE	1'57.833 25	184,6	1'58.617 11	184,6	1'57.833 14	184,6						
32	94 L. CHAIDRON Kawasaki Ninja 400	FRA	2'00.374 20	183,9	2'00.374 12	182,7	2'03.638 8	183,9						

09/09/2022

These data/results cannot be reproduced, stored and/or transmitted in whole or in part by any manner of electronic, mechanical, photocopying, recording, broadcasting or otherwise now known or herein after developed without the previous express consent by the copyright owner, except for reproduction in daily press and regular printed publications on sale to the public within 60 days of the event related to those data/results and always provided that copyright symbol appears together as follows below.

© DORNA WSBK ORGANIZATION Srl 2022