

**Pirelli French Round, 9-11 September 2022**  
**Chronological Analysis Tissot Superpole**

1° 72 V. STEEMAN [1'51.859]							
Lap	Seg1	Seg2	Seg3	Seg4	Lap Time	km/h	Local Time
1		26.129	25.823	28.297		167,4	9:48'53.155
2	35.522	24.883	25.144	27.993	1'53.542	187,5	9:50'46.697
3	35.459	24.911	24.948	27.892	1'53.210	187,2	9:52'39.907
4	35.350	24.649	24.917	27.810	1'52.726	188,2	9:54'32.633
5	35.212	24.632	25.482	28.186	1'53.512	189,5	9:56'26.145
6	35.131	24.725	<b>24.851</b>	<b>27.758</b>	1'52.465	191,2	9:58'18.610
7	<b>34.647</b>	<b>24.387</b>	24.975	27.850	<b>1'51.859</b>	<b>199,3</b>	10:00'10.469
8	44.674	25.095	27.197	34.810	2'11.776P	186,5	10:02'22.245
9	1'25.969	27.882	25.319	28.483	2'47.653P	149,8	10:05'09.898

2° 60 D. GEIGER [1'52.520]							
Lap	Seg1	Seg2	Seg3	Seg4	Lap Time	km/h	Local Time
1		25.871	26.548	30.585		188,2	9:48'32.839
2	36.043	24.984	25.336	28.276	1'54.639	192,5	9:50'27.478
3	35.552	24.736	25.045	28.041	1'53.374	193,2	9:52'20.852
4	35.484	24.742	25.070	28.194	1'53.490	194,2	9:54'14.342
5	35.781	25.296	25.690	28.979	1'55.746	189,8	9:56'10.088
6	39.187	25.777	31.593	29.220	2'05.777	180,6	9:58'15.865
7	<b>34.982</b>	<b>24.556</b>	<b>25.034</b>	<b>27.948</b>	<b>1'52.520</b>	<b>198,5</b>	10:00'08.385
8	36.196	26.614	25.273	28.181	1'56.264	188,5	10:02'04.649
9	35.593	24.820	25.165	28.278	1'53.856	191,2	10:03'58.505
10	35.879	25.415	25.594	28.509	1'55.397	186,2	10:05'53.902

3° 26 M. GENNAI [1'52.820]							
Lap	Seg1	Seg2	Seg3	Seg4	Lap Time	km/h	Local Time
1		26.547	26.408	34.463		191,2	9:48'23.906
2	35.448	24.930	25.152	28.383	1'53.913	192,5	9:50'17.819
3	35.723	25.093	25.518	31.344	1'57.678	191,2	9:52'15.497
4	36.044	25.583	37.422	28.660	2'07.709	186,9	9:54'23.206
5	35.144	24.905	25.521	28.439	1'54.009	195,3	9:56'17.215
6	35.250	<b>24.706</b>	25.210	28.368	1'53.534	192,9	9:58'10.749
7	<b>34.801</b>	24.850	<b>25.135</b>	<b>28.034</b>	<b>1'52.820</b>	<b>198,9</b>	10:00'03.569
8	35.741	25.314	33.435	28.303	2'02.793	184,6	10:02'06.362
9	34.886	24.896	25.269	28.344	1'53.395	196,4	10:03'59.757
10	35.125	24.910	25.509	28.325	1'53.869	189,1	10:05'53.626

4° 85 K. SABATUCCI [1'52.919]							
Lap	Seg1	Seg2	Seg3	Seg4	Lap Time	km/h	Local Time
1							9:45'19.640
2	1'39.743	26.204	28.556	39.841	3'14.344P	188,5	9:48'33.984
3	35.683	25.041	25.320	28.200	1'54.244	197,8	9:50'28.228
4	35.356	24.854	25.141	28.325	1'53.676	198,9	9:52'21.904
5	<b>35.011</b>	24.735	25.135	<b>28.038</b>	<b>1'52.919</b>	200,4	9:54'14.823
6	35.343	24.926	29.877	31.136	2'01.282	197,1	9:56'16.105
7	35.091	24.744	25.423	34.161	1'59.419	<b>201,1</b>	9:58'15.524
8	35.413	26.020	27.112	28.436	1'56.981C	192,5	10:00'12.505
9	35.670	25.266	26.572	30.361	1'57.869	191,8	10:02'10.374
10	35.222	<b>24.592</b>	<b>25.035</b>	28.257	1'53.106	197,8	10:04'03.480
11	35.600	25.307	25.169	28.928	1'55.004	197,4	10:05'58.484

5° 58 I. IGLESIAS [1'53.018]							
Lap	Seg1	Seg2	Seg3	Seg4	Lap Time	km/h	Local Time
1		27.548	31.455	35.468		186,2	9:48'28.244
2	35.529	25.180	25.442	28.413	1'54.564	192,2	9:50'22.808
3	36.001	30.302	25.197	28.334	1'59.834	188,5	9:52'22.642
4	<b>34.891</b>	24.977	<b>25.008</b>	<b>28.142</b>	<b>1'53.018</b>	193,9	9:54'15.660
5	35.150	25.012	25.382	28.500	1'54.044	<b>198,2</b>	9:56'09.704
6	36.393	26.207	30.647	28.798	2'02.045	183,4	9:58'11.749
7	35.407	24.944	33.793	28.900	2'03.044C	191,8	10:00'14.793
8	35.495	25.061	25.681	28.407	1'54.644	191,8	10:02'09.437

9	35.257	<b>24.871</b>	25.203	29.081	1'54.412	193,9	10:04'03.849
10	35.292	25.044	25.291	28.581	1'54.208	196,0	10:05'58.057

6° 41 M. GARCIA [1'53.082]							
Lap	Seg1	Seg2	Seg3	Seg4	Lap Time	km/h	Local Time
1		26.052	25.868	36.310		187,8	9:48'17.907
2	47.154	25.189	25.376	28.365	2'06.084P	192,5	9:50'23.991
3	35.491	25.059	25.359	28.205	1'54.114	194,6	9:52'18.105
4	35.931	26.124	35.413	28.388	2'05.856	190,5	9:54'23.961
5	35.493	<b>24.749</b>	25.162	28.343	1'53.747	192,9	9:56'17.708
6	35.241	24.959	25.250	29.369	1'54.819	<b>194,9</b>	9:58'12.527
7	35.396	24.795	25.181	28.055	1'53.427	194,2	10:00'05.954
8	35.385	24.994	25.518	28.202	1'54.099	193,2	10:02'00.053
9	37.348	26.115	34.047	28.149	2'05.659	180,9	10:04'05.712
10	<b>35.236</b>	24.874	<b>25.139</b>	<b>27.833</b>	<b>1'53.082</b>	193,9	10:05'58.794

7° 80 G. MASTROLUCA [1'53.212]							
Lap	Seg1	Seg2	Seg3	Seg4	Lap Time	km/h	Local Time
1		25.718	26.444	34.965		192,2	9:48'17.873
2	36.394	30.658	25.417	28.373	2'00.842	183,4	9:50'18.715
3	35.684	24.952	25.109	28.654	1'54.399	192,9	9:52'13.114
4	42.156	27.122	26.172	28.381	2'03.831	184,0	9:54'16.945
5	35.224	24.875	25.221	28.562	1'53.882	197,8	9:56'10.827
6	36.973	30.219	25.461	29.436	2'02.089	185,2	9:58'12.916
7	35.291	24.858	25.211	<b>28.129</b>	1'53.489	197,4	10:00'06.405
8	35.240	<b>24.820</b>	25.487	28.275	1'53.822	194,6	10:02'00.227
9	46.179	25.082	<b>25.054</b>	28.438	2'04.753	182,1	10:04'04.980
10	<b>34.919</b>	24.920	25.196	28.177	<b>1'53.212</b>	<b>199,3</b>	10:05'58.192

8° 64 H. DE CANCELLIS [1'53.443]							
Lap	Seg1	Seg2	Seg3	Seg4	Lap Time	km/h	Local Time
1							9:45'02.665
2	1'41.811	26.889	33.246	38.656	3'20.602P	180,0	9:48'23.267
3	36.133	25.705	25.410	28.928	1'56.176	186,9	9:50'19.443
4	35.641	25.078	25.305	28.449	1'54.473	193,2	9:52'13.916
5	41.152	29.073	25.666	28.240	2'04.131	101,2	9:54'18.047
6	35.663	25.014	<b>25.180</b>	28.257	1'54.114	191,8	9:56'12.161
7	35.573	24.912	25.597	36.932	2'03.014	191,8	9:58'15.175
8	35.692	24.984	25.186	28.063	1'53.925	<b>194,9</b>	10:00'09.100
9	<b>35.312</b>	<b>24.858</b>	25.348	<b>27.925</b>	<b>1'53.443</b>	191,2	10:02'02.543
10	35.544	24.924	25.425	27.993	1'53.886	191,2	10:03'56.429
11	42.572	26.642	26.849	31.327	2'07.390	186,2	10:06'03.819

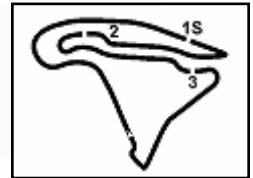
9° 88 D. MOGEDA [1'53.461]							
Lap	Seg1	Seg2	Seg3	Seg4	Lap Time	km/h	Local Time
1		26.272	29.347	34.388		193,9	9:48'27.355
2	35.860	25.501	25.636	34.602	2'01.599	193,2	9:50'28.954
3	35.517	<b>24.825</b>	<b>25.274</b>	28.365	1'53.981	194,6	9:52'22.935
4	35.202	24.847	25.313	<b>28.099</b>	<b>1'53.461</b>	<b>197,4</b>	9:54'16.396
5	35.392	24.936	30.489	28.535	1'59.352	193,9	9:56'15.748
6	35.338	24.962	25.420	35.660	2'01.380	195,3	9:58'17.128
7	<b>35.177</b>	25.166	25.624	28.534	1'54.501	196,0	10:00'11.629
8	35.358	30.050	29.764	33.170	2'08.342	194,2	10:02'19.971
9	35.540	25.075	31.977	32.590	2'05.182	193,2	10:04'25.153
10	35.786	25.098	25.465	30.078	1'56.427	189,5	10:06'21.580

10° 27 A. DIAZ [1'53.482]							
Lap	Seg1	Seg2	Seg3	Seg4	Lap Time	km/h	Local Time
1		26.480	32.375	31.532	C	185,6	9:48'26.657
2	36.603	25.322	25.584	28.467	1'55.976	187,5	9:50'22.633
3	36.109	27.509	25.279	28.335	1'57.232C	188,2	9:52'19.865
4	35.529	25.124	25.441	28.259	1'54.353	192,5	9:54'14.218

10/09/2022 P = Pits In/Out - C = Lap Time Cancelled

These data/results cannot be reproduced, stored and/or transmitted in whole or in part by any manner of electronic, mechanical, photocopying, recording, broadcasting or otherwise now known or herein after developed without the previous express consent by the copyright owner, except for reproduction in daily press and regular printed publications on sale to the public within 60 days of the event related to those data/results and always provided that copyright symbol appears together as follows below.

© DORNA WSBK ORGANIZATION Srl 2022



Magny-Cours 4.411 m

2 / 4

**Pirelli French Round, 9-11 September 2022**  
**Chronological Analysis Tissot Superpole**

5	36.184	25.856	27.385	30.036	1'59.461	189,1	9:56'13.679
6	35.753	25.231	25.619	33.247	1'59.850	194,2	9:58'13.529
7	<b>35.300</b>	<b>24.920</b>	<b>25.071</b>	<b>28.191</b>	<b>1'53.482</b>	<b>197,4</b>	10:00'07.011
8	38.479	31.159	27.926	33.192	2'10.756P	170,6	10:02'17.767
9	1'31.957	26.084	25.477	28.418	2'51.936P	182,7	10:05'09.703

4	35.284	25.170	25.309	28.221	1'53.984	194,6	9:54'15.515
5	35.462	28.077	27.174	30.227	2'00.940	194,2	9:56'16.455
6	<b>34.871</b>	<b>24.893</b>	25.354	28.471	<b>1'53.589</b>	194,9	9:58'10.044
7	35.561	29.546	28.255	29.639	2'03.001	192,2	10:00'13.045
8	35.278	27.198	27.552	34.498	2'04.526C	193,5	10:02'17.571
9	35.944	24.914	25.605	28.227	1'54.690	189,8	10:04'12.261
10	36.222	25.141	25.599	28.365	1'55.327	186,2	10:06'07.588

**11° 8 B. IERACI [1'53.503]**

Lap	Seg.1	Seg.2	Seg.3	Seg.4	Lap Time	km/h	Local Time
1							9:45'07.672
2	1'36.795	26.692	26.830	42.425	3'12.742P	184,9	9:48'20.414
3	47.633	25.594	25.729	28.256	2'07.212P	190,5	9:50'27.626
4	35.480	25.038	25.252	28.335	1'54.105	194,9	9:52'21.731
5	35.187	24.981	<b>25.206</b>	28.214	1'53.588	<b>197,8</b>	9:54'15.319
6	37.077	27.826	25.447	28.668	1'59.018	145,2	9:56'14.337
7	<b>35.121</b>	25.080	25.638	37.528	2'03.367	197,1	9:58'17.704
8	35.569	<b>24.667</b>	25.214	<b>28.053</b>	<b>1'53.503</b>	193,2	10:00'11.207
9	41.480	25.825	26.920	35.973	2'10.198P	176,8	10:02'21.405
10	48.581	26.064	26.657	31.411	2'12.713P	184,9	10:04'34.118

**16° 12 H. MAIER [1'53.771]**

Lap	Seg.1	Seg.2	Seg.3	Seg.4	Lap Time	km/h	Local Time
1							9:48'19.033
2	46.693	25.097	25.523	28.538	2'05.851P	190,8	9:50'24.884
3	35.903	24.986	25.296	28.445	1'54.630	189,5	9:52'19.514
4	35.759	25.344	25.463	28.487	1'55.053	194,2	9:54'14.567
5	35.837	25.110	25.929	29.221	1'56.097	190,8	9:56'10.664
6	37.793	27.119	25.631	32.484	2'03.027	160,2	9:58'13.691
7	35.306	24.968	25.206	<b>28.291</b>	<b>1'53.771</b>	<b>195,3</b>	10:00'07.462
8	35.990	25.378	31.593	28.836	2'01.797	188,2	10:02'09.259
9	35.492	<b>24.914</b>	<b>25.185</b>	29.617	1'55.208	193,2	10:04'04.467
10	<b>35.191</b>	25.600	29.342	28.700	1'58.833C	193,9	10:06'03.300

**12° 91 M. VANNUCCI [1'53.522]**

Lap	Seg.1	Seg.2	Seg.3	Seg.4	Lap Time	km/h	Local Time
1							9:47'35.520
2	58.599	26.141	25.637	28.294	2'18.671P	163,6	9:49'54.191
3	35.337	<b>24.856</b>	25.196	<b>28.148</b>	1'53.537	188,2	9:51'47.728
4	35.699	25.812	25.276	31.630	1'58.417P	185,2	9:53'46.145
5	1'09.081	25.146	25.713	29.086	2'29.026P	191,2	9:56'15.171
6	<b>35.065</b>	24.979	25.176	28.302	<b>1'53.522</b>	196,7	9:58'08.693
7	35.361	25.147	<b>25.159</b>	28.164	1'53.831	194,2	10:00'02.524
8	37.848	25.863	34.075	28.567	2'06.353	179,1	10:02'08.877
9	35.242	25.356	25.553	28.950	1'55.101	193,9	10:04'03.978
10	35.190	26.002	25.257	28.153	1'54.602	<b>198,5</b>	10:05'58.580

**17° 53 P. SVOBODA [1'53.819]**

Lap	Seg.1	Seg.2	Seg.3	Seg.4	Lap Time	km/h	Local Time
1							9:48'22.488
2	35.941	25.278	25.486	28.968	1'55.673	188,2	9:50'18.161
3	36.034	25.363	<b>25.215</b>	28.674	1'55.286	<b>193,2</b>	9:52'13.447
4	46.524	25.284	25.602	28.182	2'05.592	185,9	9:54'19.039
5	35.449	25.504	25.427	28.663	1'55.043	192,5	9:56'14.082
6	<b>35.329</b>	25.431	32.760	29.219	2'02.739	189,5	9:58'16.821
7	35.444	<b>24.929</b>	25.777	28.405	1'54.555	190,5	10:00'11.376
8	35.612	25.100	25.480	<b>27.989</b>	1'54.181	191,8	10:02'05.557
9	35.380	25.035	25.266	28.138	<b>1'53.819</b>	188,2	10:03'59.376
10	35.571	25.002	25.597	28.477	1'54.647	188,8	10:05'54.023

**13° 28 L. LEHMANN [1'53.567]**

Lap	Seg.1	Seg.2	Seg.3	Seg.4	Lap Time	km/h	Local Time
1							9:48'32.404
2	35.592	25.343	24.978	28.548	1'54.461	190,5	9:50'26.865
3	35.663	25.067	25.083	28.374	1'54.187	189,8	9:52'21.052
4	35.330	<b>24.937</b>	25.067	<b>28.342</b>	1'53.676	193,2	9:54'14.728
5	35.544	25.081	25.605	33.692	1'59.922	<b>196,4</b>	9:56'14.650
6	35.649	25.173	25.423	29.197	1'55.442	194,9	9:58'10.092
7	35.291	25.273	25.188	28.613	1'54.365	194,6	10:00'04.457
8	35.704	25.421	33.970	28.698	2'03.793	192,9	10:02'08.250
9	35.264	25.308	25.137	28.380	1'54.089	194,6	10:04'02.339
10	<b>35.136</b>	25.108	<b>24.971</b>	28.352	<b>1'53.567</b>	192,9	10:05'55.906

**18° 14 A. MILLAN [1'53.848]**

Lap	Seg.1	Seg.2	Seg.3	Seg.4	Lap Time	km/h	Local Time
1							9:48'34.197
2	35.732	<b>24.932</b>	25.341	28.166	1'54.171	196,4	9:50'28.368
3	35.256	25.115	25.418	28.085	1'53.874	196,7	9:52'22.242
4	35.314	25.220	25.253	<b>28.076</b>	1'53.863	<b>197,4</b>	9:54'16.105
5	35.242	25.135	25.349	37.355	2'03.081	196,4	9:56'19.186
6	35.496	24.965	25.254	28.907	1'54.622	191,2	9:58'13.808
7	<b>35.185</b>	25.111	<b>25.181</b>	28.371	<b>1'53.848</b>	194,2	10:00'07.656
8	37.521	30.077	29.955	32.077	2'09.630	178,2	10:02'17.286
9	35.623	25.334	33.708	34.068	2'08.733	184,9	10:04'26.019
10	35.625	25.132	30.356	28.335	1'59.448	189,8	10:06'25.467

**14° 73 J. PEREZ GONZALES [1'53.572]**

Lap	Seg.1	Seg.2	Seg.3	Seg.4	Lap Time	km/h	Local Time
1							9:48'23.504
2	35.902	24.985	<b>25.299</b>	28.260	1'54.446	182,7	9:50'17.950
3	36.325	25.531	25.585	28.943	1'56.384	188,5	9:52'14.334
4	36.202	24.967	38.688	28.053	2'07.910	182,4	9:54'22.244
5	35.638	25.049	25.988	28.490	1'55.165	188,5	9:56'17.409
6	35.147	25.148	25.326	<b>27.951</b>	<b>1'53.572</b>	<b>197,1</b>	9:58'10.981
7	<b>35.091</b>	<b>24.765</b>	25.429	28.320	1'53.605	195,3	10:00'04.586
8	35.637	25.412		2'14.900C	196,4	10:02'19.486	
9	35.687	25.184	30.270	32.317	2'03.458P	187,8	10:04'22.944

**19° 59 A. ZANCA [1'53.899]**

Lap	Seg.1	Seg.2	Seg.3	Seg.4	Lap Time	km/h	Local Time
1							9:45'19.102
2	1'28.137	28.498	30.566	38.307	3'05.508P	182,4	9:48'24.610
3	36.436	25.377	25.744	31.391	1'58.948	191,2	9:50'23.558
4	35.987	25.402	25.427	<b>28.255</b>	1'55.071	191,2	9:52'18.629
5	35.879	25.902	35.215	28.589	2'05.585	192,2	9:54'24.214
6	35.526	24.998	25.189	28.357	1'54.070	193,9	9:56'18.284
7	<b>35.257</b>	25.077	<b>25.151</b>	28.414	<b>1'53.899</b>	192,9	9:58'12.183
8	35.835	24.921	25.263	28.541	1'54.560	195,3	10:00'06.743
9	35.483	<b>24.837</b>	25.540	28.590	1'54.450	194,2	10:02'01.193
10	38.026	27.602	25.423	28.361	1'59.412	187,5	10:04'00.605
11	35.405	25.115	25.303	28.332	1'54.155	<b>196,0</b>	10:05'54.760

**15° 87 T. KAWAKAMI [1'53.589]**

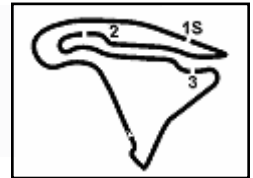
Lap	Seg.1	Seg.2	Seg.3	Seg.4	Lap Time	km/h	Local Time
1							9:48'28.550
2	35.432	26.496	26.890	30.451	1'59.269	<b>195,3</b>	9:50'27.819
3	35.306	25.109	<b>25.254</b>	<b>28.043</b>	1'53.712	193,5	9:52'21.531

10/09/2022 P = Pits In/Dut - C = Lap Time Cancelled

These data/results cannot be reproduced, stored and/or transmitted in whole or in part by any manner of electronic, mechanical, photocopying, recording, broadcasting or otherwise now known or herein after developed without the previous express consent by the copyright owner, except for reproduction in daily press and regular printed publications on sale to the public within 60 days of the event related to those data/results and always provided that copyright symbol appears together as follows below.

© DORNA WSBK ORGANIZATION Srl 2022





Magny-Cours 4.411 m

**Pirelli French Round, 9-11 September 2022**  
**Chronological Analysis Tissot Superpole**

**3 / 4**

20° 69 T. ALBERTO [1'53.902]							
Lap	Seg.1	Seg.2	Seg.3	Seg.4	Lap Time	km/h	Local Time
1		25.949	26.629	30.872	188,2	9:48'33.368	
2	35.873	25.036	25.411	28.372	1'54.692	194,2	9:50'28.060
3	39.298	24.993	26.010	28.329	1'58.630	187,2	9:52'26.690
4	35.711	24.768	25.558	<b>28.117</b>	1'54.154	191,2	9:54'20.844
5	36.051	25.251	28.678	29.368	1'59.348C	187,8	9:56'20.192
6	35.730	25.036	<b>25.387</b>	30.010	1'56.163	191,8	9:58'16.355
7	35.746	24.915	25.498	28.427	1'54.586	192,9	10:00'10.941
8	35.795	25.239	25.499	28.376	1'54.909	188,2	10:02'05.850
9	35.525	25.054	25.467	28.461	1'54.507	<b>197,8</b>	10:04'00.357
10	<b>35.264</b>	<b>24.738</b>	25.581	28.319	<b>1'53.902</b>	193,9	10:05'54.259

25° 35 Y. SAIZ MARQUEZ [1'54.346]							
Lap	Seg.1	Seg.2	Seg.3	Seg.4	Lap Time	km/h	Local Time
1		28.435	27.128	35.729	184,3	9:48'23.945	
2	47.120	25.548	26.013	28.886	2'07.567P	192,2	9:50'31.512
3	36.200	24.963	25.882	28.711	1'55.756	191,8	9:52'27.268
4	35.668	25.110	25.725	28.881	1'55.384	192,5	9:54'22.652
5	35.468	25.120	25.907	28.906	1'55.401	192,9	9:56'18.053
6	35.426	25.328	25.420	29.029	1'55.203	195,3	9:58'13.256
7	<b>35.273</b>	25.366	25.834	29.161	1'55.634	<b>197,4</b>	10:00'08.890
8	35.810	25.219	31.377	<b>28.663</b>	2'01.069	189,5	10:02'09.959
9	35.375	<b>24.780</b>	<b>25.402</b>	<b>28.789</b>	<b>1'54.346</b>	194,2	10:04'04.305
10	35.451	27.669	28.396	29.071	2'00.587C	191,5	10:06'04.892

21° 46 S. DI SORA [1'53.926]							
Lap	Seg.1	Seg.2	Seg.3	Seg.4	Lap Time	km/h	Local Time
1		26.714	26.405	29.085	175,9	9:47'58.681	
2	35.662	25.195	25.558	28.514	1'54.929	<b>192,2</b>	9:49'53.610
3	35.995	25.004	<b>25.184</b>	28.264	1'54.447	185,9	9:51'48.057
4	35.589	<b>24.915</b>	25.354	<b>28.068</b>	<b>1'53.926</b>	191,2	9:53'41.983
5	37.356	26.557	26.014	31.553	2'01.480P	183,1	9:55'43.463
6	3'13.691	25.443	25.847	32.337	4'33.318P	188,8	10:00'16.781
7	35.656	24.973	27.431	28.128	2'00.188	191,5	10:02'16.969
8	35.920	25.271	32.102	33.888	2'07.181	186,9	10:04'24.150
9	<b>35.533</b>	25.307	25.975	29.994	1'56.809	190,5	10:06'20.959

26° 43 H. KHOURI [1'54.430]							
Lap	Seg.1	Seg.2	Seg.3	Seg.4	Lap Time	km/h	Local Time
1		26.151	27.168	29.537	184,0	9:48'08.289	
2	36.585	25.676	26.003	28.836	1'57.100	182,7	9:50'05.389
3	36.476	25.323	25.774	28.452	1'56.025	182,7	9:52'01.414
4	36.519	25.524	30.754	29.547	2'02.344	182,7	9:54'03.758
5	36.914	25.231	25.644	30.704	1'58.493P	182,4	9:56'02.251
6	2'50.495	25.570	25.872	28.676	4'10.613P	182,4	10:00'12.864
7	<b>35.501</b>	25.256	25.429	<b>28.244</b>	<b>1'54.430</b>	191,5	10:02'07.294
8	35.956	25.301	25.757	31.041	1'58.055	187,5	10:04'05.349
9	35.733	<b>24.988</b>	<b>25.404</b>	35.472	2'01.597P	<b>193,9</b>	10:06'06.946

22° 47 F. SEABRIGHT [1'54.027]							
Lap	Seg.1	Seg.2	Seg.3	Seg.4	Lap Time	km/h	Local Time
1		26.643	26.242	28.957	177,6	9:47'58.137	
2	36.378	25.876	25.731	28.395	1'56.380	188,5	9:49'54.517
3	36.064	25.508	26.215	28.783	1'56.570	185,2	9:51'51.087
4	37.132	25.319	25.710	32.852	2'01.013P	181,5	9:53'52.100
5	1'00.520	25.082	25.641	28.370	2'19.613P	189,5	9:56'11.713
6	36.269	25.078	25.575	28.292	1'55.214	188,8	9:58'06.927
7	36.568	25.438	25.626	<b>28.099</b>	1'55.731	179,7	10:00'02.658
8	36.860	26.471	26.417	28.947	1'58.695	185,9	10:02'01.353
9	36.015	25.235	26.762	31.524	1'59.536C	188,5	10:04'00.889
10	<b>35.807</b>	<b>24.922</b>	<b>25.125</b>	28.173	<b>1'54.027</b>	<b>190,1</b>	10:05'54.916

27° 2 I. GARCIA ABELLA [1'54.450]							
Lap	Seg.1	Seg.2	Seg.3	Seg.4	Lap Time	km/h	Local Time
1		30.047	28.287	32.863	181,2	9:47'35.992	
2	58.203	26.290	25.580	28.833	2'18.906P	162,2	9:49'54.898
3	36.343	25.349	25.556	28.735	1'55.983	189,5	9:51'50.881
4	37.408	29.345	31.624	33.825	2'12.202	179,7	9:54'03.083
5	38.804	28.828	28.862	33.660	2'10.154	173,4	9:56'13.237
6	36.258	25.439	25.726	28.443	1'55.866	<b>193,2</b>	9:58'09.103
7	36.091	25.123	25.385	28.641	1'55.240	188,5	10:00'04.343
8	35.841	25.582	29.466	29.712	2'00.601	191,2	10:02'04.944
9	35.850	<b>25.109</b>	25.671	28.418	1'55.048	192,2	10:03'59.992
10	<b>35.701</b>	25.129	<b>25.248</b>	<b>28.372</b>	<b>1'54.450</b>	191,8	10:05'54.442

23° 7 M. SZAMADO [1'54.241]							
Lap	Seg.1	Seg.2	Seg.3	Seg.4	Lap Time	km/h	Local Time
1		26.535	26.905	29.010	184,9	9:48'41.052	
2	36.550	25.581	25.929	28.606	1'56.666	184,9	9:50'37.718
3	36.211	25.370	25.644	28.367	1'55.592	184,9	9:52'33.310
4	35.964	25.187	25.604	<b>28.216</b>	1'54.971	187,8	9:54'28.281
5	36.079	25.120	25.735	28.657	1'55.591	186,2	9:56'23.872
6	36.232	26.418	25.594	28.441	1'56.685	186,9	9:58'20.557
7	35.933	25.764	26.180	28.716	1'56.593	187,2	10:00'17.150
8	<b>35.598</b>	<b>24.837</b>	25.588	28.218	<b>1'54.241</b>	<b>193,9</b>	10:02'11.391
9	35.680	25.664	<b>25.503</b>	28.561	1'55.408	192,2	10:04'06.799
10	35.810	25.565	25.812	28.904	1'56.091	193,2	10:06'02.890

28° 23 S. MARKARIAN [1'55.391]							
Lap	Seg.1	Seg.2	Seg.3	Seg.4	Lap Time	km/h	Local Time
1		26.847	26.472	40.417	174,5	9:48'23.248	
2	46.939	25.635	25.728	28.721	2'07.023CP	<b>197,4</b>	9:50'30.271
3	36.175	25.296	25.547	<b>28.373</b>	<b>1'55.391</b>	187,8	9:52'25.662
4	36.162	<b>25.217</b>	<b>25.507</b>	28.517	1'55.403	190,1	9:54'21.065

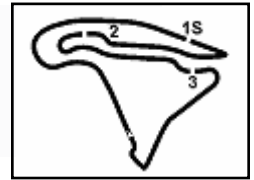
24° 21 F. ROVELLI [1'54.293]							
Lap	Seg.1	Seg.2	Seg.3	Seg.4	Lap Time	km/h	Local Time
1		26.225	25.980	40.287	178,5	9:48'19.454	
2	37.055	25.738	25.660	28.744	1'57.197	178,8	9:50'16.651
3	36.850	25.352	25.437	28.648	1'56.287	179,7	9:52'12.938
4	42.669	25.352	26.049	28.965	2'03.035	185,6	9:54'15.973
5	35.808	<b>25.116</b>	<b>25.141</b>	<b>28.228</b>	<b>1'54.293</b>	<b>192,5</b>	9:56'10.266
6	36.174	26.082	33.261	28.989	2'04.506	183,7	9:58'14.772
7	36.082	28.474	25.452	28.597	1'58.605	187,8	10:00'13.377
8	35.796	25.591	31.663	31.273	2'04.323	188,8	10:02'17.700
9	<b>35.756</b>	25.276	25.436	28.506	1'54.974	187,5	10:04'12.674

29° 81 I. PERISTERAS [1'55.912]							
Lap	Seg.1	Seg.2	Seg.3	Seg.4	Lap Time	km/h	Local Time
1		26.278	26.644	35.346	188,2	9:48'18.851	
2	37.623	25.701	26.048	29.367	1'58.739	182,4	9:50'17.590
3	36.799	25.681	25.835	29.088	1'57.403	<b>194,9</b>	9:52'14.993
4	36.586	25.280	26.145	29.082	1'57.093	191,2	9:54'12.086
5	37.206	25.490	27.823	28.861	1'59.380	179,4	9:56'11.466
6	36.351	<b>25.113</b>	25.655	28.895	1'56.014	194,6	9:58'07.480
7	36.438	25.619	<b>25.512</b>	29.042	1'56.611	186,9	10:00'04.091
8	36.252	25.510	25.909	29.045	1'56.716	190,8	10:02'00.807
9	36.533	26.277	34.241	<b>28.722</b>	2'05.773	186,5	10:04'06.580
10	<b>36.043</b>	25.554	25.547	28.768	<b>1'55.912</b>	190,8	10:06'02.492

10/09/2022 P = Pits In/Out - C = Lap Time Cancelled

These data/results cannot be reproduced, stored and/or transmitted in whole or in part by any manner of electronic, mechanical, photocopying, recording, broadcasting or otherwise now known or herein after developed without the previous express consent by the copyright owner, except for reproduction in daily press and regular printed publications on sale to the public within 60 days of the event related to those data/results and always provided that copyright symbol appears together as follows below.

© DORNA WSBK ORGANIZATION Srl 2022



**Pirelli French Round, 9-11 September 2022**  
**Chronological Analysis Tissot Superpole**

30° 94 L. CHAIDRON [1'57.872]							
Lap	Seg.1	Seg.2	Seg.3	Seg.4	Lap Time	km/h	Local Time
1		26.958	27.205	30.349		180,0	9:48'32.124
2	37.251	26.620	26.477	29.679	2'00.027	<b>191,2</b>	9:50'32.151
3	36.807	26.185	26.454	29.466	1'58.912	186,5	9:52'31.063
4	36.911	26.034	26.290	28.987	1'58.222	184,3	9:54'29.285
5	36.606	<b>26.031</b>	26.310	<b>28.925</b>	<b>1'57.872</b>	186,2	9:56'27.157
6	<b>36.558</b>	26.321	<b>26.089</b>	29.166	1'58.134	186,2	9:58'25.291
7	36.780	26.788	26.187	29.172	1'58.927	184,0	10:00'24.218
8	36.914	26.035	26.198	29.473	1'58.620	183,4	10:02'22.838
9	36.693	26.177	26.587	30.400	1'59.857	184,6	10:04'22.695
10	36.707	27.307	26.270	29.156	1'59.440	183,7	10:06'22.135

10/09/2022 P = Pits In/Dut - C = Lap Time Cancelled

These data/results cannot be reproduced, stored and/or transmitted in whole or in part by any manner of electronic, mechanical, photocopying, recording, broadcasting or otherwise now known or herein after developed without the previous express consent by the copyright owner, except for reproduction in daily press and regular printed publications on sale to the public within 60 days of the event related to those data/results and always provided that copyright symbol appears together as follows below.

© DORNA WSBK ORGANIZATION Srl 2022