

Pirelli French Round, 9–11 September 2022
Results Warm Up

No.	Rider	Nat	Team	Bike	Time	Gap	Rel.	Laps	Speed	
									Avg	Max
1	72 V. STEEMAN	NED	MTM Kawasaki	Kawasaki Ninja 400	1'52.984			7	140,547	189,1
2	26 M. GENNAI	ITA	Team BrCorse	Yamaha YZF-R3	1'52.997	0.013	0.013	7	140,531	197,4
3	60 D. GEIGER	GER	Fusport-RT Motorsports by SKM-Kawasaki	Kawasaki Ninja 400	1'53.178	0.194	0.181	8	140,306	200,0
4	53 P. SVOBODA	CZE	Accolade Smrz Racing	Kawasaki Ninja 400	1'53.251	0.267	0.073	8	140,216	201,1
5	58 I. IGLESIAS	ESP	SMW Racing	Kawasaki Ninja 400	1'53.323	0.339	0.072	7	140,127	196,4
6	87 T. KAWAKAMI	BRA	AD78 Team Brasil by MS Racing	Yamaha YZF-R3	1'53.354	0.370	0.031	7	140,089	193,2
7	88 D. MOGEDA	ESP	Team#109 Kawasaki	Kawasaki Ninja 400	1'53.456	0.472	0.102	7	139,963	199,6
8	80 G. MASTROLUCCA	ITA	ProGP Racing	Yamaha YZF-R3	1'53.461	0.477	0.005	7	139,956	200,7
9	41 M. GARCIA	ESP	Yamaha MS Racing	Yamaha YZF-R3	1'53.551	0.567	0.090	7	139,846	193,2
10	27 A. DIAZ	ESP	Arco Motor University Team	Yamaha YZF-R3	1'53.577	0.593	0.026	7	139,814	191,2
11	14 A. MILLAN	ESP	SMW Racing	Kawasaki Ninja 400	1'53.643	0.659	0.066	7	139,732	198,5
12	85 K. SABATUCCI	ITA	Kawasaki GP Project	Kawasaki Ninja 400	1'53.651	0.667	0.008	7	139,722	196,7
13	59 A. ZANCA	ITA	Kawasaki GP Project	Kawasaki Ninja 400	1'53.731	0.747	0.080	7	139,624	197,8
14	8 B. IERACI	ITA	Prodina Racing WorldSSP300	Kawasaki Ninja 400	1'53.759	0.775	0.028	7	139,590	198,9
15	7 M. SZAMADO	HUN	MTM Kawasaki	Kawasaki Ninja 400	1'53.785	0.801	0.026	7	139,558	196,0
16	69 T. ALBERTO	PHI	Fusport-RT Motorsports by SKM-Kawasaki	Kawasaki Ninja 400	1'53.922	0.938	0.137	8	139,390	200,0
17	46 S. DI SORA	FRA	Leader Team Flembbo	Kawasaki Ninja 400	1'54.014	1.030	0.092	7	139,278	194,9
18	64 H. DE CANCELLIS	FRA	Prodina Racing WorldSSP300	Kawasaki Ninja 400	1'54.016	1.032	0.002	7	139,275	191,8
19	73 J. PEREZ GONZALES	ESP	Accolade Smrz Racing	Kawasaki Ninja 400	1'54.101	1.117	0.085	7	139,171	196,7
20	35 Y. SAIZ MARQUEZ	ESP	Accolade Smrz Racing	Kawasaki Ninja 400	1'54.169	1.185	0.068	7	139,089	200,4
21	21 F. ROVELLI	ITA	Team BrCorse	Yamaha YZF-R3	1'54.236	1.252	0.067	5	139,007	195,7
22	28 L. LEHMANN	GER	Freudenberg KTM - Paligo Racing	KTM RC 390 R	1'54.331	1.347	0.095	7	138,891	196,0
23	91 M. VANNUCCI	ITA	AG Motorsport Italia Yamaha	Yamaha YZF-R3	1'54.423	1.439	0.092	7	138,780	195,3
24	12 H. MAIER	BRA	AD78 Team Brasil by MS Racing	Yamaha YZF-R3	1'54.694	1.710	0.271	6	138,452	193,5
25	23 S. MARKARIAN	FRA	Leader Team Flembbo	Kawasaki Ninja 400	1'54.800	1.816	0.106	7	138,324	197,4
26	43 H. KHOURI	AUS	Team#109 Kawasaki	Kawasaki Ninja 400	1'55.062	2.078	0.262	7	138,009	199,6
27	81 I. PERISTERAS	GRE	ProGP Racing	Yamaha YZF-R3	1'55.504	2.520	0.442	7	137,481	194,6
28	47 F. SEABRIGHT	GBR	Vinales Racing Team	Yamaha YZF-R3	1'57.362	4.378	1.858	6	135,304	196,0
29	94 L. CHAIDRON	FRA	Leader Team Flembbo	Kawasaki Ninja 400	1'57.971	4.987	0.609	6	134,606	181,8
30	2 I. GARCIA ABELLA	ESP	Yamaha MS Racing	Yamaha YZF-R3				2		187,5

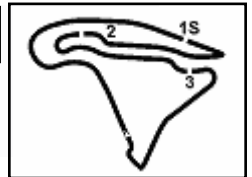
AIR	Humidity:	76%	Temp:	16°C
TRACK	Condition:	Dry	Temp:	22°C

Records	Pole	(SP)	2022 V.Steeman	1'51.859	141,960	Km/h
	Race	(RC1)	2022 MVannucci	1'52.209	141,520	Km/h
	All Times	(SP)	2022 V.Steeman	1'51.859	141,960	Km/h

Start 11/09/2022 10:00 End 10:18 The results are provisional until the end of the time limit for protests and appeals and the completion of the technical checks.

These data/results cannot be reproduced, stored and/or transmitted in whole or in part by any manner of electronic, mechanical, photocopying, recording, broadcasting or otherwise now known or herein after developed without the previous express consent by the copyright owner, except for reproduction in daily press and regular printed publications on sale to the public within 60 days of the event related to those data/results and always provided that copyright symbol appears together as follows below.

© DORNA WSBK ORGANIZATION Srl 2022



Pirelli French Round, 9-11 September 2022
Results Warm Up

Session Highlights

Local Time	No. Rider	Description
10.00.00		Start
10.03.24	2 I. GARCIA ABELLA	Technical Problem - Turn 6
10.06.40	47 F. SEABRIGHT	Lap Cancelled [1'55.297] - Exceeded Track Limits - Turn 17
10.14.06	81 I. PERISTERAS	Lap Cancelled [1'55.479] - Exceeded Track Limits - Turn 17
10.16.06	23 S. MARKARIAN	Lap Cancelled [1'56.198] - Exceeded Track Limits - Turn 17
10.18.06		End Of Session

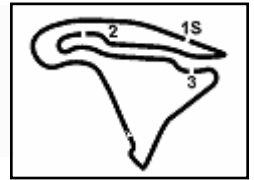
Fastest Laps Sequence

No.	Rider	Nat	Team	Bike	Local Time	Time	Gap	Avg
64	H. DE CANCELLIS	FRA	Prodina Racing WorldSSP300	Kawasaki Ninja 400	10:03'57.468	1'56.209		136,647
41	M. GARCIA	ESP	Yamaha MS Racing	Yamaha YZF-R3	10:03'57.806	1'55.439	-0.770	137,558
12	H. MAIER	BRA	AD78 Team Brasil by MS Racing	Yamaha YZF-R3	10:03'58.107	1'55.428	-0.011	137,571
46	S. DI SORA	FRA	Leader Team Flembbo	Kawasaki Ninja 400	10:04'00.518	1'54.799	-0.629	138,325
26	M. GENNAI	ITA	Team BrCorse	Yamaha YZF-R3	10:04'15.541	1'54.286	-0.513	138,946
72	V. STEEMAN	NED	MTM Kawasaki	Kawasaki Ninja 400	10:04'31.669	1'54.278	-0.008	138,956
60	D. GEIGER	GER	Fusport-RT Motorsports by SKM-Kawasaki	Kawasaki Ninja 400	10:06'12.084	1'53.447	-0.831	139,974
26	M. GENNAI	ITA	Team BrCorse	Yamaha YZF-R3	10:08'04.949	1'53.416	-0.031	140,012
26	M. GENNAI	ITA	Team BrCorse	Yamaha YZF-R3	10:09'57.974	1'53.025	-0.391	140,496
26	M. GENNAI	ITA	Team BrCorse	Yamaha YZF-R3	10:11'50.971	1'52.997	-0.028	140,531
72	V. STEEMAN	NED	MTM Kawasaki	Kawasaki Ninja 400	10:15'52.375	1'52.984	-0.013	140,547

Start 10:00 End 10:18 The results are provisional until the end of the time limit for protests and appeals and the completion of the technical checks.

These data/results cannot be reproduced, stored and/or transmitted in whole or in part by any manner of electronic, mechanical, photocopying, recording, broadcasting or otherwise now known or herein after developed without the previous express consent by the copyright owner, except for reproduction in daily press and regular printed publications on sale to the public within 60 days of the event related to those data/results and always provided that copyright symbol appears together as follows below.

© DORNA WSBK ORGANIZATION Srl 2022



Magny-Cours 4.411 m

Pirelli French Round, 9–11 September 2022
Starting Grid - Race 2 [13 Laps x 4,411 km = 57,343 km]

3	26 GENNAI M. Yamaha 1'52.820	2	60 GEIGER D. Kawasaki 1'52.520	1	72 STEEMAN V. Kawasaki 1'51.859	1
6	41 GARCIA M. Yamaha 1'53.082	5	58 IGLESIAS I. Kawasaki 1'53.018	4	85 SABATUCCI K. Kawasaki 1'52.919	2
9	88 MOGEDA D. Kawasaki 1'53.461	8	64 DE CANCELLIS H. Kawasaki 1'53.443	7	80 MASTROLUCA G. Yamaha 1'53.212	3
12	91 VANNUCCI M. Yamaha 1'53.522	11	8 IERACI B. Kawasaki 1'53.503	10	27 DIAZ A. Yamaha 1'53.482	4
15	87 KAWAKAMI T. Yamaha 1'53.589	14	73 PEREZ GONZALES J Kawasaki 1'53.572	13	28 LEHMANN L. KTM 1'53.567	5
18	14 MILLAN A. Kawasaki 1'53.848	17	53 SVOBODA P. Kawasaki 1'53.819	16	12 MAIER H. Yamaha 1'53.771	6
21	46 DI SORA S. Kawasaki 1'53.926	20	69 ALBERTO T. Kawasaki 1'53.902	19	59 ZANCA A. Kawasaki 1'53.899	7
24	21 ROVELLI F. Yamaha 1'54.293	23	7 SZAMADO M. Kawasaki 1'54.241	22	47 SEABRIGHT F. Yamaha 1'54.027	8
27	2 GARCIA ABELLA I. Yamaha 1'54.450	26	43 KHOURI H. Kawasaki 1'54.430	25	35 SAIZ MARQUEZ Y. Kawasaki 1'54.346	9
		29	81 PERISTERAS I. Yamaha 1'55.912	28	23 MARKARIAN S. Kawasaki 1'55.391	10

N.72 (Steeman V.) has been penalized with 2xLLP
N.91 (Vannucci M.) has been penalized with 2xLLP

11/09/2022 The Race Director

These data/results cannot be reproduced, stored and/or transmitted in whole or in part by any manner of electronic, mechanical, photocopying, recording, broadcasting or otherwise now known or herein after developed without the previous express consent by the copyright owner, except for reproduction in daily press and regular printed publications on sale to the public within 60 days of the event related to those data/results and always provided that copyright symbol appears together as follows below. © DORNA WSBK ORGANIZATION Srl 2022

Pirelli French Round, 9–11 September 2022
Best Sectors & Speed Warm Up

Magny-Cours 4.411 m

BEST LAP				
1	72	V. STEEMAN	Kawasaki Ninja 400	1'52.984
2	26	M. GENNAI	Yamaha YZF-R3	1'52.997
3	60	D. GEIGER	Kawasaki Ninja 400	1'53.178
4	53	P. SVOBODA	Kawasaki Ninja 400	1'53.251
5	58	I. IGLESIAS	Kawasaki Ninja 400	1'53.323
6	87	T. KAWAKAMI	Yamaha YZF-R3	1'53.354
7	88	D. MOGEDA	Kawasaki Ninja 400	1'53.456
8	80	G. MASTROLUCCA	Yamaha YZF-R3	1'53.461
9	41	M. GARCIA	Yamaha YZF-R3	1'53.551
10	27	A. DIAZ	Yamaha YZF-R3	1'53.577
11	14	A. MILLAN	Kawasaki Ninja 400	1'53.643
12	85	K. SABATUCCI	Kawasaki Ninja 400	1'53.651
13	59	A. ZANCA	Kawasaki Ninja 400	1'53.731
14	8	B. IERACI	Kawasaki Ninja 400	1'53.759
15	7	M. SZAMADO	Kawasaki Ninja 400	1'53.785
16	69	T. ALBERTO	Kawasaki Ninja 400	1'53.922
17	46	S. DI SORA	Kawasaki Ninja 400	1'54.014
18	64	H. DE CANCELLIS	Kawasaki Ninja 400	1'54.016
19	73	J. PEREZ GONZALES	Kawasaki Ninja 400	1'54.101
20	35	Y. SAIZ MARQUEZ	Kawasaki Ninja 400	1'54.169
21	21	F. ROVELLI	Yamaha YZF-R3	1'54.236
22	28	L. LEHMANN	KTM RC 390 R	1'54.331
23	91	M. VANNUCCI	Yamaha YZF-R3	1'54.423
24	12	H. MAIER	Yamaha YZF-R3	1'54.694
25	23	S. MARKARIAN	Kawasaki Ninja 400	1'54.800
26	43	H. KHOURI	Kawasaki Ninja 400	1'55.062
27	81	I. PERISTERAS	Yamaha YZF-R3	1'55.504
28	47	F. SEABRIGHT	Yamaha YZF-R3	1'57.362
29	94	L. CHAIDRON	Kawasaki Ninja 400	1'57.971
30	2	I. GARCIA ABELLA	Yamaha YZF-R3	

SPEED				
1	53	P. SVOBODA	Kawasaki Ninja 400	201,1
2	80	G. MASTROLUCCA	Yamaha YZF-R3	200,7
3	35	Y. SAIZ MARQUEZ	Kawasaki Ninja 400	200,4
4	60	D. GEIGER	Kawasaki Ninja 400	200,0
5	69	T. ALBERTO	Kawasaki Ninja 400	200,0
6	88	D. MOGEDA	Kawasaki Ninja 400	199,6
7	43	H. KHOURI	Kawasaki Ninja 400	199,6
8	8	B. IERACI	Kawasaki Ninja 400	198,9
9	14	A. MILLAN	Kawasaki Ninja 400	198,5
10	59	A. ZANCA	Kawasaki Ninja 400	197,8
11	26	M. GENNAI	Yamaha YZF-R3	197,4
12	23	S. MARKARIAN	Kawasaki Ninja 400	197,4
13	73	J. PEREZ GONZALES	Kawasaki Ninja 400	196,7
14	85	K. SABATUCCI	Kawasaki Ninja 400	196,7
15	58	I. IGLESIAS	Kawasaki Ninja 400	196,4
16	47	F. SEABRIGHT	Yamaha YZF-R3	196,0
17	28	L. LEHMANN	KTM RC 390 R	196,0
18	7	M. SZAMADO	Kawasaki Ninja 400	196,0
19	21	F. ROVELLI	Yamaha YZF-R3	195,7
20	91	M. VANNUCCI	Yamaha YZF-R3	195,3
21	46	S. DI SORA	Kawasaki Ninja 400	194,9
22	81	I. PERISTERAS	Yamaha YZF-R3	194,6
23	12	H. MAIER	Yamaha YZF-R3	193,5
24	87	T. KAWAKAMI	Yamaha YZF-R3	193,2
25	41	M. GARCIA	Yamaha YZF-R3	193,2
26	64	H. DE CANCELLIS	Kawasaki Ninja 400	191,8
27	27	A. DIAZ	Yamaha YZF-R3	191,2
28	72	V. STEEMAN	Kawasaki Ninja 400	189,1
29	2	I. GARCIA ABELLA	Yamaha YZF-R3	187,5
30	94	L. CHAIDRON	Kawasaki Ninja 400	181,8

SEG. 1			
1	26	M. GENNAI	34.884
2	53	P. SVOBODA	34.899
3	58	I. IGLESIAS	35.001
4	60	D. GEIGER	35.012
5	80	G. MASTROLUCCA	35.072
6	8	B. IERACI	35.097
7	35	Y. SAIZ MARQUEZ	35.135
8	14	A. MILLAN	35.142
9	7	M. SZAMADO	35.162
10	88	D. MOGEDA	35.196
11	87	T. KAWAKAMI	35.330
12	69	T. ALBERTO	35.360
13	28	L. LEHMANN	35.364
14	72	V. STEEMAN	35.364
15	59	A. ZANCA	35.373
16	41	M. GARCIA	35.392
17	43	H. KHOURI	35.426
18	73	J. PEREZ GONZALES	35.462
19	91	M. VANNUCCI	35.475
20	85	K. SABATUCCI	35.488
21	27	A. DIAZ	35.491
22	64	H. DE CANCELLIS	35.598
23	23	S. MARKARIAN	35.621
24	46	S. DI SORA	35.650
25	12	H. MAIER	35.699
26	21	F. ROVELLI	35.795
27	47	F. SEABRIGHT	35.841
28	81	I. PERISTERAS	35.998
29	2	I. GARCIA ABELLA	36.522
30	94	L. CHAIDRON	36.935

SEG. 2			
1	60	D. GEIGER	24.655
2	87	T. KAWAKAMI	24.722
3	26	M. GENNAI	24.736
4	69	T. ALBERTO	24.750
5	85	K. SABATUCCI	24.753
6	27	A. DIAZ	24.773
7	58	I. IGLESIAS	24.799
8	7	M. SZAMADO	24.823
9	72	V. STEEMAN	24.837
10	46	S. DI SORA	24.838
11	64	H. DE CANCELLIS	24.862
12	53	P. SVOBODA	24.871
13	88	D. MOGEDA	24.880
14	8	B. IERACI	24.922
15	41	M. GARCIA	24.939
16	59	A. ZANCA	24.967
17	14	A. MILLAN	24.969
18	80	G. MASTROLUCCA	24.969
19	35	Y. SAIZ MARQUEZ	24.990
20	21	F. ROVELLI	25.005
21	12	H. MAIER	25.006
22	28	L. LEHMANN	25.023
23	73	J. PEREZ GONZALES	25.027
24	91	M. VANNUCCI	25.038
25	81	I. PERISTERAS	25.115
26	23	S. MARKARIAN	25.121
27	43	H. KHOURI	25.170
28	47	F. SEABRIGHT	25.306
29	94	L. CHAIDRON	25.999
30	2	I. GARCIA ABELLA	26.418

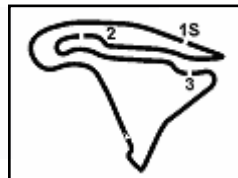
SEG. 3			
1	26	M. GENNAI	24.902
2	60	D. GEIGER	24.903
3	27	A. DIAZ	24.913
4	72	V. STEEMAN	24.962
5	53	P. SVOBODA	24.982
6	91	M. VANNUCCI	25.017
7	80	G. MASTROLUCCA	25.017
8	87	T. KAWAKAMI	25.036
9	8	B. IERACI	25.047
10	58	I. IGLESIAS	25.061
11	21	F. ROVELLI	25.071
12	85	K. SABATUCCI	25.087
13	14	A. MILLAN	25.108
14	41	M. GARCIA	25.112
15	88	D. MOGEDA	25.114
16	69	T. ALBERTO	25.181
17	59	A. ZANCA	25.181
18	43	H. KHOURI	25.243
19	12	H. MAIER	25.259
20	46	S. DI SORA	25.269
21	73	J. PEREZ GONZALES	25.274
22	64	H. DE CANCELLIS	25.280
23	7	M. SZAMADO	25.340
24	35	Y. SAIZ MARQUEZ	25.378
25	81	I. PERISTERAS	25.379
26	23	S. MARKARIAN	25.380
27	28	L. LEHMANN	25.417
28	47	F. SEABRIGHT	25.435
29	94	L. CHAIDRON	25.902
30	2	I. GARCIA ABELLA	26.370

SEG. 4			
1	72	V. STEEMAN	27.821
2	26	M. GENNAI	27.922
3	73	J. PEREZ GONZALES	27.931
4	58	I. IGLESIAS	27.979
5	53	P. SVOBODA	28.006
6	60	D. GEIGER	28.013
7	64	H. DE CANCELLIS	28.018
8	27	A. DIAZ	28.023
9	87	T. KAWAKAMI	28.026
10	85	K. SABATUCCI	28.031
11	41	M. GARCIA	28.032
12	14	A. MILLAN	28.035
13	88	D. MOGEDA	28.075
14	80	G. MASTROLUCCA	28.082
15	46	S. DI SORA	28.106
16	91	M. VANNUCCI	28.155
17	59	A. ZANCA	28.201
18	69	T. ALBERTO	28.203
19	23	S. MARKARIAN	28.323
20	8	B. IERACI	28.338
21	12	H. MAIER	28.362
22	21	F. ROVELLI	28.365
23	7	M. SZAMADO	28.388
24	28	L. LEHMANN	28.447
25	35	Y. SAIZ MARQUEZ	28.463
26	43	H. KHOURI	28.510
27	81	I. PERISTERAS	28.551
28	47	F. SEABRIGHT	28.722
29	2	I. GARCIA ABELLA	28.924
30	94	L. CHAIDRON	29.061

11/09/2022

These data/results cannot be reproduced, stored and/or transmitted in whole or in part by any manner of electronic, mechanical, photocopying, recording, broadcasting or otherwise now known or herein after developed without the previous express consent by the copyright owner, except for reproduction in daily press and regular printed publications on sale to the public within 60 days of the event related to those data/results and always provided that copyright symbol appears together as follows below.

© DORNA WSBK ORGANIZATION Srl 2022



Magny-Cours 4.411 m

Pirelli French Round, 9–11 September 2022

Ideal Times Warm Up

No. Rider	Nat	Bike	Seg. 1 Diff. 1	Seg. 2 Diff. 2	Seg. 3 Diff. 3	Seg. 4 Diff. 4	Ideal Time Best Lap	Pos.	Diff.
1 26 M. GENNAI	ITA	Yamaha YZF-R3	34.884 +0.198	24.736 +0.129	24.902 +0.034	27.922 +0.192	1'52.444 1'52.997	2	0.553
2 60 D. GEIGER	GER	Kawasaki Ninja 400	35.012 +0.456	24.655 +0.089	24.903 +0.004	28.013 +0.046	1'52.583 1'53.178	3	0.595
3 53 P. SVOBODA	CZE	Kawasaki Ninja 400	34.899	24.871	24.982 +0.007	28.006 +0.486	1'52.758 1'53.251	4	0.493
4 58 I. IGLESIAS	ESP	Kawasaki Ninja 400	35.001 +0.228	24.799 +0.019	25.061 +0.236	27.979	1'52.840 1'53.323	5	0.483
5 72 V. STEEMAN	NED	Kawasaki Ninja 400	35.364	24.837	24.962	27.821	1'52.984 1'52.984	1	
6 87 T. KAWAKAMI	BRA	Yamaha YZF-R3	35.330	24.722	25.036	28.026 +0.240	1'53.114 1'53.354	6	0.240
7 80 G. MASTROLUCA	ITA	Yamaha YZF-R3	35.072	24.969 +0.075	25.017 +0.246	28.082	1'53.140 1'53.461	8	0.321
8 27 A. DIAZ	ESP	Yamaha YZF-R3	35.491 +0.377	24.773	24.913	28.023	1'53.200 1'53.577	10	0.377
9 14 A. MILLAN	ESP	Kawasaki Ninja 400	35.142 +0.310	24.969	25.108 +0.079	28.035	1'53.254 1'53.643	11	0.389
10 88 D. MOGEDA	ESP	Kawasaki Ninja 400	35.196 +0.191	24.880	25.114	28.075	1'53.265 1'53.456	7	0.191
11 85 K. SABATUCCI	ITA	Kawasaki Ninja 400	35.488	24.753 +0.142	25.087	28.031 +0.150	1'53.359 1'53.651	12	0.292
12 8 B. IERACI	ITA	Kawasaki Ninja 400	35.097	24.922	25.047	28.338 +0.355	1'53.404 1'53.759	14	0.355
13 41 M. GARCIA	ESP	Yamaha YZF-R3	35.392	24.939 +0.076	25.112	28.032	1'53.475 1'53.551	9	0.076
14 69 T. ALBERTO	PHI	Kawasaki Ninja 400	35.360 +0.147	24.750 +0.142	25.181 +0.139	28.203	1'53.494 1'53.922	16	0.428
15 91 M. VANNUCCI	ITA	Yamaha YZF-R3	35.475 +0.046	25.038 +0.171	25.017	28.155 +0.521	1'53.685 1'54.423	23	0.738
16 73 J. PEREZ GONZALES	ESP	Kawasaki Ninja 400	35.462	25.027 +0.397	25.274	27.931 +0.010	1'53.694 1'54.101	19	0.407
17 7 M. SZAMADO	HUN	Kawasaki Ninja 400	35.162	24.823	25.340	28.388 +0.072	1'53.713 1'53.785	15	0.072
18 59 A. ZANCA	ITA	Kawasaki Ninja 400	35.373	24.967	25.181 +0.009	28.201	1'53.722 1'53.731	13	0.009
19 64 H. DE CANCELLIS	FRA	Kawasaki Ninja 400	35.598 +0.189	24.862	25.280	28.018 +0.069	1'53.758 1'54.016	18	0.258
20 46 S. DI SORA	FRA	Kawasaki Ninja 400	35.650	24.838	25.269 +0.126	28.106 +0.025	1'53.863 1'54.014	17	0.151
21 35 Y. SAIZ MARQUEZ	ESP	Kawasaki Ninja 400	35.135	24.990 +0.089	25.378 +0.114	28.463	1'53.966 1'54.169	20	0.203
22 21 F. ROVELLI	ITA	Yamaha YZF-R3	35.795	25.005	25.071	28.365	1'54.236 1'54.236	21	
23 28 L. LEHMANN	GER	KTM RC 390 R	35.364	25.023	25.417	28.447 +0.080	1'54.251 1'54.331	22	0.080
24 12 H. MAIER	BRA	Yamaha YZF-R3	35.699 +0.119	25.006 +0.237	25.259	28.362 +0.012	1'54.326 1'54.694	24	0.368
25 43 H. KHOURI	AUS	Kawasaki Ninja 400	35.426	25.170 +0.182	25.243	28.510 +0.531	1'54.349 1'55.062	26	0.713
26 23 S. MARKARIAN	FRA	Kawasaki Ninja 400	35.621 +0.351	25.121	25.380 +0.004	28.323	1'54.445 1'54.800	25	0.355
27 81 I. PERISTERAS	GRE	Yamaha YZF-R3	35.998 +0.020	25.115 +0.152	25.379 +0.099	28.551 +0.190	1'55.043 1'55.504	27	0.461
28 47 F. SEABRIGHT	GBR	Yamaha YZF-R3	35.841 +1.268	25.306 +0.225	25.435 +0.313	28.722 +0.252	1'55.304 1'57.362	28	2.058
29 94 L. CHAIDRON	FRA	Kawasaki Ninja 400	36.935 +0.074	25.999	25.902	29.061	1'57.897 1'57.971	29	0.074
2 I. GARCIA ABELLA	ESP	Yamaha YZF-R3							
Overall Ideal Time			34.884	24.655	24.902	27.821	1'52.262		

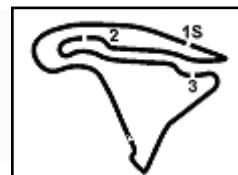
11/09/2022

These data/results cannot be reproduced, stored and/or transmitted in whole or in part by any manner of electronic, mechanical, photocopying, recording, broadcasting or otherwise now known or herein after developed without the previous express consent by the copyright owner, except for reproduction in daily press and regular printed publications on sale to the public within 60 days of the event related to those data/results and always provided that copyright symbol appears together as follows below.

© DORNA WSBK ORGANIZATION Srl 2022

FIGR PERUGIA TIMING





Pirelli French Round, 9-11 September 2022
Chronological Analysis Warm Up

1° 72 V. STEEMAN [1'52.984]							
Lap	Seg1	Seg2	Seg3	Seg4	Lap Time	km/h	Local Time
1		25.853	28.822	28.486		183,4	10:02'37.391
2	35.874	25.141	25.197	28.066	1'54.278	187,8	10:04'31.669
3	35.694	24.966	25.384	28.072	1'54.116	186,9	10:06'25.785
4	35.549	24.980	25.117	27.920	1'53.566	187,8	10:08'19.351
5	35.533	24.854	25.013	27.955	1'53.355	187,5	10:10'12.706
6	35.517	24.920	25.092	27.987	1'53.516	188,2	10:12'06.222
7	35.417	24.898	24.990	27.864	1'53.169	188,8	10:13'59.391
8	35.364	24.837	24.962	27.821	1'52.984	189,1	10:15'52.375

2° 26 M. GENNAI [1'52.997]							
Lap	Seg1	Seg2	Seg3	Seg4	Lap Time	km/h	Local Time
1		28.387	25.966	29.755		178,8	10:02'21.255
2	35.915	24.982	25.167	28.222	1'54.286	191,8	10:04'15.541
3	35.844	25.347	26.365	28.436	1'55.992	186,9	10:06'11.533
4	35.147	24.955	24.949	28.365	1'53.416	197,4	10:08'04.949
5	35.257	24.736	25.110	27.922	1'53.025	195,3	10:09'57.974
6	35.082	24.865	24.936	28.114	1'52.997	194,6	10:11'50.971
7	35.279	25.012	24.902	27.970	1'53.163	196,0	10:13'44.134
8	34.884	25.171	25.393	28.535	1'53.983	196,7	10:15'38.117

3° 60 D. GEIGER [1'53.178]							
Lap	Seg1	Seg2	Seg3	Seg4	Lap Time	km/h	Local Time
1							10:00'09.112
2	51.207	27.967	26.610	29.253	2'15.037P	186,2	10:02'24.149
3	36.149	24.914	25.258	28.167	1'54.488	190,8	10:04'18.637
4	35.678	24.655	24.903	28.211	1'53.447	192,5	10:06'12.084
5	35.012	25.031	25.046	28.427	1'53.516	200,0	10:08'05.600
6	35.312	25.249	24.985	28.242	1'53.788	195,7	10:09'59.388
7	36.497	25.735	25.368	29.426	1'57.026	188,2	10:11'56.414
8	35.464	24.825	25.169	28.013	1'53.471	195,3	10:13'49.885
9	35.468	24.744	24.907	28.059	1'53.178	193,9	10:15'43.063

4° 53 P. SVOBODA [1'53.251]							
Lap	Seg1	Seg2	Seg3	Seg4	Lap Time	km/h	Local Time
1							10:00'05.656
2	52.061	28.423	26.162	29.286	2'15.932P	172,2	10:02'21.588
3	35.642	25.400	25.125	28.461	1'54.628	199,6	10:04'16.216
4	35.296	25.396	26.789	28.674	1'56.155	194,6	10:06'12.371
5	35.297	24.887	24.982	28.302	1'53.468	198,9	10:08'05.839
6	35.460	24.931	25.082	28.186	1'53.659	200,0	10:09'59.498
7	35.612	24.937	25.067	35.584	2'01.200	197,4	10:12'00.698
8	35.633	24.949	25.066	28.006	1'53.654	193,9	10:13'54.352
9	34.899	24.871	24.989	28.492	1'53.251	201,1	10:15'47.603

5° 58 I. IGLESIAS [1'53.323]							
Lap	Seg1	Seg2	Seg3	Seg4	Lap Time	km/h	Local Time
1		27.142	26.420	28.835		179,4	10:02'19.799
2	36.190	25.506	25.626	28.220	1'55.542	188,5	10:04'15.341
3	35.985	25.208	25.609	28.344	1'55.146	190,5	10:06'10.487
4	35.395	25.205	25.138	28.137	1'53.875	194,2	10:08'04.362
5	35.514	24.894	25.352	28.170	1'53.930	190,8	10:09'58.292
6	35.001	25.189	25.061	28.098	1'53.349	196,4	10:11'51.641
7	35.229	24.818	25.297	27.979	1'53.323	194,9	10:13'44.964
8	35.341	24.799	25.088	28.339	1'53.567	193,2	10:15'38.531

6° 87 T. KAWAKAMI [1'53.354]							
Lap	Seg1	Seg2	Seg3	Seg4	Lap Time	km/h	Local Time
1		25.700	25.838	28.626		183,7	10:02'01.872
2	36.108	25.629	26.592	28.525	1'56.854	191,2	10:03'58.726
3	35.888	24.923	25.150	28.327	1'54.288	190,5	10:05'53.014

4	35.620	25.728	26.923	30.639	1'58.910	193,2	10:07'51.924
5	35.773	25.302	27.129	30.704	1'58.908	189,1	10:09'50.832
6	35.917	26.049	27.122	29.326	1'58.414	188,2	10:11'49.246
7	35.776	25.194	27.161	28.026	1'56.157	191,5	10:13'45.403
8	35.330	24.722	25.036	28.266	1'53.354	192,9	10:15'38.757

7° 88 D. MOGEDA [1'53.456]							
Lap	Seg1	Seg2	Seg3	Seg4	Lap Time	km/h	Local Time
1		26.682	25.902	28.470		184,9	10:02'09.070
2	35.876	25.313	25.570	35.083	2'01.842	188,8	10:04'10.912
3	35.571	25.098	25.805	32.058	1'58.532	199,6	10:06'09.444
4	35.693	27.928	25.225	28.285	1'57.131	194,9	10:08'06.575
5	35.387	24.880	25.114	28.075	1'53.456	197,4	10:10'00.031
6	35.553	25.044	25.187	33.964	1'59.748	197,1	10:11'59.779
7	35.372	24.976	25.214	28.347	1'53.909	197,8	10:13'53.688
8	35.196	25.026	25.124	28.683	1'54.029	199,6	10:15'47.717

8° 80 G. MASTROLUCA [1'53.461]							
Lap	Seg1	Seg2	Seg3	Seg4	Lap Time	km/h	Local Time
1		26.590	26.313	28.905	C	190,8	10:02'10.955
2	36.978	25.324	25.334	28.520	1'56.156	187,2	10:04'07.111
3	36.120	25.580	25.870	33.281	2'00.851	192,2	10:06'07.962
4	35.672	25.259	25.744	28.643	1'55.318	189,5	10:08'03.280
5	35.420	25.113	25.059	28.447	1'54.039	194,9	10:09'57.319
6	35.758	24.969	25.100	28.091	1'53.918	195,7	10:11'51.237
7	35.072	25.044	25.263	28.082	1'53.461	200,7	10:13'44.698
8	36.061	25.001	25.017	28.485	1'54.564	192,9	10:15'39.262

9° 41 M. GARCIA [1'53.551]							
Lap	Seg1	Seg2	Seg3	Seg4	Lap Time	km/h	Local Time
1		25.931	25.997	29.554		186,9	10:02'02.367
2	36.108	25.372	25.578	28.381	1'55.439	192,5	10:03'57.806
3	35.837	25.179	25.314	28.536	1'54.866	190,8	10:05'52.672
4	35.722	25.756	30.049	28.374	1'59.901	190,8	10:07'52.573
5	35.712	25.191	25.512	31.578	1'57.993	192,5	10:09'50.566
6	35.965	25.203	38.862	28.127	2'08.157	191,8	10:11'58.723
7	35.392	25.015	25.112	28.032	1'53.551	192,9	10:13'52.274
8	35.689	24.939	25.144	28.206	1'53.978	193,2	10:15'46.252

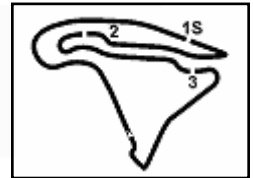
10° 27 A. DIAZ [1'53.577]							
Lap	Seg1	Seg2	Seg3	Seg4	Lap Time	km/h	Local Time
1		26.918	26.516	29.276		180,6	10:02'18.756
2	37.004	25.970	29.636	28.455	2'01.065	185,9	10:04'19.821
3	36.314	25.243	25.420	28.307	1'55.284	189,1	10:06'15.105
4	36.184	25.056	25.297	28.272	1'54.809	188,8	10:08'09.914
5	36.186	25.032	25.122	28.164	1'54.504	189,5	10:10'04.418
6	35.868	24.773	24.913	28.023	1'53.577	190,8	10:11'57.995
7	36.045	25.350	25.395	28.342	1'55.132	187,8	10:13'53.127
8	35.491	25.022	25.006	28.492	1'54.011	191,2	10:15'47.138

11° 14 A. MILLAN [1'53.643]							
Lap	Seg1	Seg2	Seg3	Seg4	Lap Time	km/h	Local Time
1		28.151	27.674	28.754		172,0	10:02'22.133
2	36.144	25.305	25.496	28.209	1'55.154	190,8	10:04'17.287
3	35.894	24.977	25.223	28.376	1'54.470	190,1	10:06'11.757
4	35.142	25.009	25.162	28.924	1'54.237	198,5	10:08'05.994
5	35.452	24.969	25.187	28.035	1'53.643	196,7	10:09'59.637
6	35.618	25.201	30.370	28.180	1'59.369	197,4	10:11'59.006
7	35.256	25.249	25.435	28.356	1'54.296	196,4	10:13'53.302
8	35.339	25.099	25.108	28.499	1'54.045	188,8	10:15'47.347

11/09/2022 P = Pits In/Out - C = Lap Time Cancelled

These data/results cannot be reproduced, stored and/or transmitted in whole or in part by any manner of electronic, mechanical, photocopying, recording, broadcasting or otherwise now known or herein after developed without the previous express consent by the copyright owner, except for reproduction in daily press and regular printed publications on sale to the public within 60 days of the event related to those data/results and always provided that copyright symbol appears together as follows below.

© DORNA WSBK ORGANIZATION Srl 2022



Pirelli French Round, 9-11 September 2022
Chronological Analysis Warm Up

12° 85 K. SABATUCCI (1'53.651)							
Lap	Seg1	Seg2	Seg3	Seg4	Lap Time	km/h	Local Time
1		25.759	26.046	28.585	196.7	10:02'08.647	
2	36.259	27.526	26.032	31.695	2'01.512	189,5	10:04'10.159
3	35.507	24.906	26.339	32.292	1'59.044	196,4	10:06'09.203
4	35.728	24.753	25.232	28.197	1'53.910	196.7	10:08'03.113
5	35.572	24.805	25.224	28.114	1'53.715	193,2	10:09'56.828
6	36.048	26.481	25.678	29.938	1'58.145	190,1	10:11'54.973
7	35.878	24.996	25.292	28.031	1'54.197	191,5	10:13'49.170
8	35.488	24.895	25.087	28.181	1'53.651	196,4	10:15'42.821

5	36.419	25.415	25.952	33.925	2'01.711	184,6	10:09'53.079
6	35.650	24.838	25.395	28.131	1'54.014	191,8	10:11'47.093
7	35.796	25.156	25.269	28.132	1'54.353	190,1	10:13'41.446
8	35.875	25.176	25.366	28.106	1'54.523	188,5	10:15'35.969

13° 59 A. ZANCA (1'53.731)							
Lap	Seg1	Seg2	Seg3	Seg4	Lap Time	km/h	Local Time
1		26.473	26.074	29.315		192,5	10:02'11.930
2	36.164	26.544	25.780	30.162	1'58.650	186,5	10:04'10.580
3	35.743	25.138	25.731	31.704	1'58.316	197.8	10:06'08.896
4	36.136	25.953	25.477	28.749	1'56.315	193,2	10:08'05.211
5	35.455	25.114	25.181	28.301	1'54.051	196,7	10:09'59.262
6	35.642	25.097	25.421	30.328	1'56.488	192,9	10:11'55.750
7	35.795	24.999	25.234	28.508	1'54.536	193,9	10:13'50.286
8	35.373	24.967	25.190	28.201	1'53.731	197.8	10:15'44.017

18° 64 H. DE CANCELLIS (1'54.016)							
Lap	Seg1	Seg2	Seg3	Seg4	Lap Time	km/h	Local Time
1		26.301	26.342	28.724		181,5	10:02'01.259
2	36.639	25.442	25.873	28.255	1'56.209	184,3	10:03'57.468
3	36.315	25.182	25.315	28.018	1'54.830	188,5	10:05'52.298
4	36.226	25.418	32.320	28.369	2'02.333	189,5	10:07'54.631
5	36.047	25.018	25.343	28.240	1'54.648	190,1	10:09'49.279
6	37.583	28.245	25.958	31.992	2'03.778	174,8	10:11'53.057
7	35.598	24.986	25.645	28.087	1'54.316	191.8	10:13'47.373
8	35.787	24.862	25.280	28.087	1'54.016	191,5	10:15'41.389

14° 8 B. IERACI (1'53.759)							
Lap	Seg1	Seg2	Seg3	Seg4	Lap Time	km/h	Local Time
1		26.142	26.220	29.066		185,2	10:02'04.798
2	36.780	25.488	26.672	28.501	1'57.441	184,9	10:04'02.239
3	36.709	26.808	33.087	28.683	2'05.287	186,9	10:06'07.526
4	36.070	25.130	25.756	32.732	1'59.688	190,1	10:08'07.214
5	35.674	25.056	25.221	28.338	1'54.289	196,4	10:10'01.503
6	36.021	25.151	25.797	30.994	1'57.963	192,5	10:11'59.466
7	35.443	24.977	25.233	28.382	1'54.035	195,7	10:13'53.501
8	35.097	24.922	25.047	28.693	1'53.759	198.9	10:15'47.260

19° 73 J. PEREZ GONZALES (1'54.101)							
Lap	Seg1	Seg2	Seg3	Seg4	Lap Time	km/h	Local Time
1		26.838	27.131	29.186		186,9	10:02'11.164
2	36.864	25.607	25.527	28.396	1'56.394	193,5	10:04'07.558
3	35.711	25.588	25.652	28.737	1'55.688	189,8	10:06'03.246
4	35.539	25.135	25.592	28.167	1'54.433	191,2	10:07'57.679
5	36.026	25.027	25.375	27.998	1'54.426	185,2	10:09'52.105
6	35.462	25.424	25.274	27.941	1'54.101	196.7	10:11'46.206
7	36.367	25.108	25.485	27.931	1'54.891	183,1	10:13'41.097
8	36.353	25.163	25.448	28.095	1'55.059	183,4	10:15'36.156

15° 7 M. SZAMADO (1'53.785)							
Lap	Seg1	Seg2	Seg3	Seg4	Lap Time	km/h	Local Time
1		26.052	26.789	28.565		187,5	10:02'09.308
2	35.606	25.598	25.406	28.871	1'55.481	191,5	10:04'04.789
3	36.726	25.624	25.806	28.461	1'56.617	187,5	10:06'01.406
4	36.181	27.225	25.818	28.634	1'57.858	186,2	10:07'59.264
5	35.507	25.149	25.535	28.388	1'54.579	196.0	10:09'53.843
6	35.162	24.823	25.340	28.460	1'53.785	193,9	10:11'47.628
7	35.795	25.673	25.573	28.850	1'55.891	190,1	10:13'43.519
8	35.537	25.927	25.384	28.816	1'55.664	194,9	10:15'39.183

20° 35 Y. SAIZ MARQUEZ (1'54.169)							
Lap	Seg1	Seg2	Seg3	Seg4	Lap Time	km/h	Local Time
1		26.806	27.809	29.308		189,8	10:02'12.137
2	36.055	26.107	25.602	28.934	1'56.698	200.4	10:04'08.835
3	35.817	25.051	25.378	28.561	1'54.807	194,6	10:06'03.642
4	35.414	25.435	25.491	29.103	1'55.443	193,2	10:07'59.085
5	35.532	24.990	25.791	28.660	1'54.973	190,1	10:09'54.058
6	35.135	25.079	25.492	28.463	1'54.169	199,6	10:11'48.227
7	35.359	25.309	26.211	28.646	1'55.525	195,7	10:13'43.752
8	35.452	27.491	25.484	28.608	1'57.035	194,9	10:15'40.787

16° 69 T. ALBERTO (1'53.922)							
Lap	Seg1	Seg2	Seg3	Seg4	Lap Time	km/h	Local Time
1							9:59'53.009
2	1'02.809	25.917	25.877	28.622	2'23.225P	183,1	10:02'16.234
3	36.186	25.081	25.639	28.357	1'55.263	189,5	10:04'11.497
4	35.446	25.026	25.526	28.679	1'54.677	197,8	10:06'06.174
5	35.507	24.892	25.320	28.203	1'53.922	190,8	10:08'00.096
6	35.514	24.808	25.181	28.570	1'54.073	195,3	10:09'54.169
7	35.434	24.750	25.691	28.345	1'54.220	198,2	10:11'48.389
8	35.360	25.457	25.611	28.489	1'54.917	200.0	10:13'43.306
9	35.797	25.023	25.596	28.611	1'55.027	198,2	10:15'38.333

21° 21 F. ROVELLI (1'54.236)							
Lap	Seg1	Seg2	Seg3	Seg4	Lap Time	km/h	Local Time
1		26.602	26.177	29.247		187,8	10:02'10.806
2	37.178	25.828	25.519	28.653	1'57.178	188,2	10:04'07.984
3	36.342	25.500	25.364	37.183	2'04.389P	187,5	10:06'12.373
4	4'14.344	25.968	25.797	31.321	5'37.430P	185,6	10:11'49.803
5	36.229	25.183	25.545	28.482	1'55.439	186,5	10:13'45.242
6	35.795	25.005	25.071	28.365	1'54.236	195.7	10:15'39.478

17° 46 S. DI SORA (1'54.014)							
Lap	Seg1	Seg2	Seg3	Seg4	Lap Time	km/h	Local Time
1		26.574	26.151	28.720		187,2	10:02'05.719
2	35.847	25.197	25.479	28.276	1'54.799	194.9	10:04'00.518
3	36.230	25.095	25.342	28.204	1'54.871	184,9	10:05'55.389
4	36.090	25.154	25.520	29.215	1'55.979	186,9	10:07'51.368

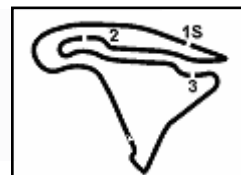
22° 28 L. LEHMANN (1'54.331)							
Lap	Seg1	Seg2	Seg3	Seg4	Lap Time	km/h	Local Time
1		25.826	26.192	29.241		194,6	10:02'11.530
2	36.299	25.612	25.426	28.519	1'55.856	193,5	10:04'07.386
3	35.810	25.466	25.785	28.492	1'55.553	189,5	10:06'02.939
4	35.862	25.405	25.563	29.053	1'55.883	188,2	10:07'58.822
5	35.822	25.148	25.423	28.447	1'54.840	189,5	10:09'53.662
6	35.364	25.023	25.417	28.527	1'54.331	196.0	10:11'47.993
7	35.365	25.467	25.727	28.559	1'55.118	192,9	10:13'43.111
8	35.939	25.811	31.929	28.617	2'02.296	187,8	10:15'45.407

23° 91 M. VANNUCCI (1'54.423)							
Lap	Seg1	Seg2	Seg3	Seg4	Lap Time	km/h	Local Time
1							10:00'01.709

11/09/2022 P = Pits In/Out - C = Lap Time Cancelled

These data/results cannot be reproduced, stored and/or transmitted in whole or in part by any manner of electronic, mechanical, photocopying, recording, broadcasting or otherwise now known or herein after developed without the previous express consent by the copyright owner, except for reproduction in daily press and regular printed publications on sale to the public within 60 days of the event related to those data/results and always provided that copyright symbol appears together as follows below.

© DORNA WSBK ORGANIZATION Srl 2022



Pirelli French Round, 9-11 September 2022
Chronological Analysis Warm Up

2	55.551	27.173	26.293	28.862	2'17.879P	176,8	10:02'19.588
3	35.982	26.324	25.617	28.410	1'56.333	189,8	10:04'15.921
4	35.668	25.843	25.311	28.280	1'55.102	195,3	10:06'11.023
5	35.521	25.209	25.017	28.676	1'54.423	194,2	10:08'05.446
6	35.475	25.217	28.785	32.177	2'01.654P	193,9	10:10'07.100
7	1'41.144	25.720	25.401	28.465	3'00.730P	183,7	10:13'07.830
8	36.089	25.038	25.243	28.155	1'54.525	186,5	10:15'02.355

24° 12 H. MAIER [1'54.694]

Lap	Seg.1	Seg.2	Seg.3	Seg.4	Lap Time	km/h	Local Time
1		25.687	25.866	29.212		186,2	10:02'02.679
2	35.978	25.288	25.684	28.478	1'55.428	193,5	10:03'58.107
3	35.818	25.243	25.259	28.374	1'54.694	193,2	10:05'52.801
4	35.929	25.760	30.269	28.362	2'00.320	185,6	10:07'53.121
5	35.904	25.006	25.348	31.647	1'57.905	190,8	10:09'51.026
6	35.699	25.083	25.750	38.516	2'05.048P	190,8	10:11'56.074
7	1'41.850	25.678	26.008	33.611	3'07.147P	181,5	10:15'03.221

25° 23 S. MARKARIAN [1'54.800]

Lap	Seg.1	Seg.2	Seg.3	Seg.4	Lap Time	km/h	Local Time
1		26.200	26.222	29.389		188,8	10:02'05.236
2	36.243	25.418	25.499	28.699	1'55.859	188,8	10:04'01.095
3	35.972	25.121	25.384	28.323	1'54.800	192,2	10:05'55.895
4	35.859	25.125	25.453	28.504	1'54.941	192,9	10:07'50.836
5	37.497	25.354	25.670	32.383	2'00.904	188,5	10:09'51.740
6	35.701	25.505	25.700	29.241	1'56.147	194,9	10:11'47.887
7	35.621	25.478	25.380	28.441	1'54.920	197,4	10:13'42.807
8	36.164	25.341	25.465	29.228	1'56.198C	193,9	10:15'39.005

26° 43 H. KHOURI [1'55.062]

Lap	Seg.1	Seg.2	Seg.3	Seg.4	Lap Time	km/h	Local Time
1		26.836	26.033	29.430		190,1	10:02'11.807
2	36.379	26.309	26.050	28.924	1'57.662	191,2	10:04'09.469
3	36.328	25.243	26.010	28.640	1'56.221	191,2	10:06'05.690
4	36.171	26.483	25.785	28.511	1'56.950	189,8	10:08'02.640
5	36.260			28.676	2'00.156	189,5	10:10'02.796
6	36.240	25.170	25.459	28.510	1'55.379	187,8	10:11'58.175
7	35.851	25.187	25.444	29.285	1'55.767	187,8	10:13'53.942
8	35.426	25.352	25.243	29.041	1'55.062	199,6	10:15'49.004

27° 81 I. PERISTERAS [1'55.504]

Lap	Seg.1	Seg.2	Seg.3	Seg.4	Lap Time	km/h	Local Time
1		27.088	26.580	29.456		182,7	10:02'10.591
2	37.327	26.228	25.976	29.080	1'58.611	191,2	10:04'09.202
3	36.477	25.195	25.866	28.585	1'56.123	190,8	10:06'05.325
4	36.457	25.263	25.646	28.551	1'55.917	192,2	10:08'01.242
5	36.331	25.202	25.731	28.612	1'55.876	188,2	10:09'57.118
6	35.998	25.546	25.379	28.556	1'55.479C	192,2	10:11'52.597
7	36.154	25.115	25.707	28.559	1'55.535	194,6	10:13'48.132
8	36.018	25.267	25.478	28.741	1'55.504	193,2	10:15'43.636

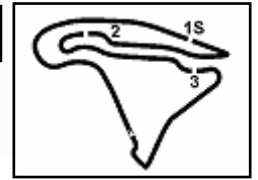
28° 47 F. SEABRIGHT [1'57.362]

Lap	Seg.1	Seg.2	Seg.3	Seg.4	Lap Time	km/h	Local Time
1		26.386	26.484	30.283	C	184,0	10:02'06.557
2	37.044	25.450	27.485	34.625	2'04.604	183,1	10:04'11.161
3	35.841	25.306	25.435	28.715	1'55.297C	193,9	10:06'06.458
4	37.950	25.394	25.816	30.707	1'59.867	184,6	10:08'06.325
5	35.863	25.378	25.764	30.510	1'57.515P	196,0	10:10'03.840
6	3'15.173	25.731	25.868	28.722	4'35.494P	178,5	10:14'39.334
7	37.109	25.531	25.748	28.974	1'57.362	179,1	10:16'36.696

11/09/2022 P = Pits In/Out - C = Lap Time Cancelled

These data/results cannot be reproduced, stored and/or transmitted in whole or in part by any manner of electronic, mechanical, photocopying, recording, broadcasting or otherwise now known or herein after developed without the previous express consent by the copyright owner, except for reproduction in daily press and regular printed publications on sale to the public within 60 days of the event related to those data/results and always provided that copyright symbol appears together as follows below.

© DORNA WSBK ORGANIZATION Srl 2022



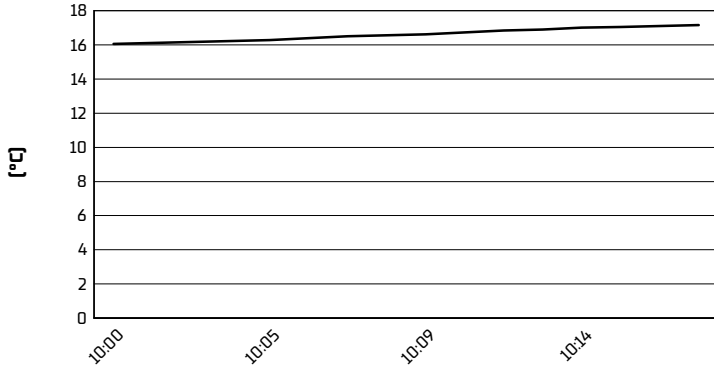
Magny-Cours 4.411 m

Pirelli French Round, 9-11 September 2022

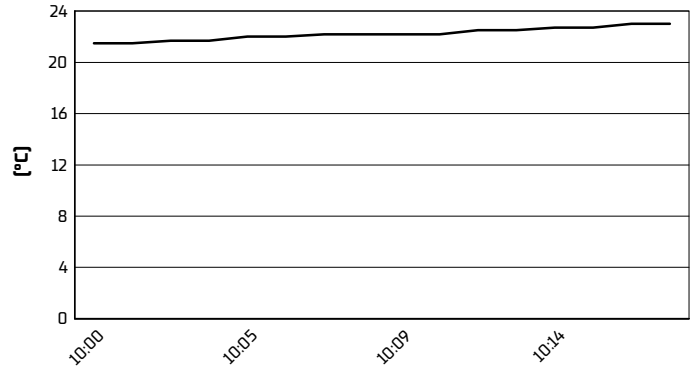
Weather Report Warm Up

Session started 10:00 - Session ended 10:18

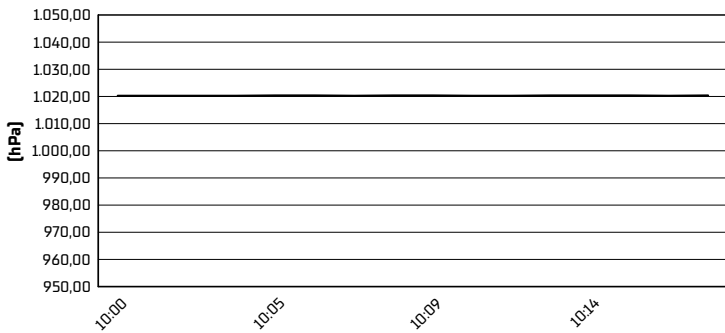
Air Temperature



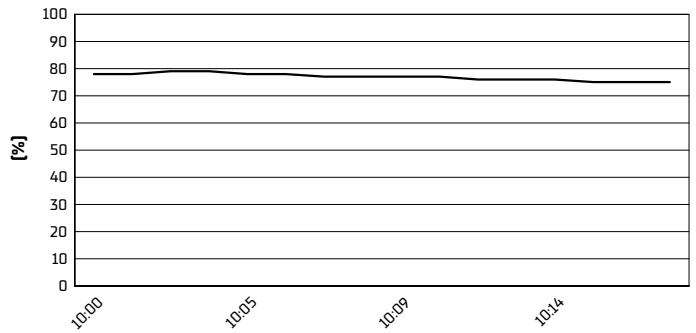
Track Temperature



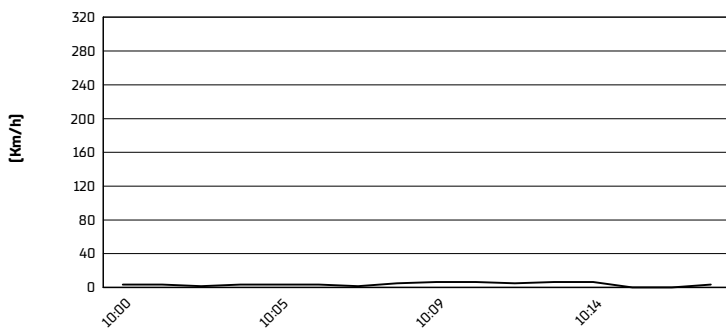
Air Pressure



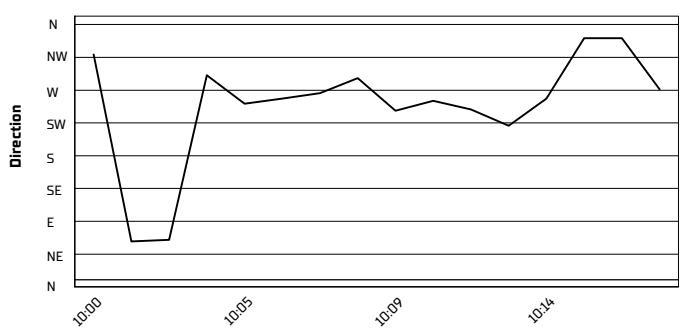
Humidity



Wind Speed



Wind Direction



11/09/2022

These data/results cannot be reproduced, stored and/or transmitted in whole or in part by any manner of electronic, mechanical, photocopying, recording, broadcasting or otherwise now known or herein after developed without the previous express consent by the copyright owner, except for reproduction in daily press and regular printed publications on sale to the public within 60 days of the event related to those data/results and always provided that copyright symbol appears together as follows below.

© DORNA WSBK ORGANIZATION Srl 2022