

Prosecco DOC UK Round, 15-17 July 2022 Results Race 1

Laps 23 = 92,529 Km - Time of Race 33'46.954 - Avg. 164,337 km/h

Pos	Grid	No. Rider	Nat	Team	Bike	Class	LL	Gap	Rel.	Fastest Lap	Speed	Qualifying	Speed
1	3	1 T. RAZGATLIOGLU	TUR	Pata Yamaha with Brixx WorldSBK	Yamaha YZF R1		23			1'27.285	265,8	1'26.506	272,5
2	1	65 J. REA	GBR	Kawasaki Racing Team WorldSBK	Kawasaki ZX-10RR		23	6.397	6.397	1'27.263	273,2	1'26.080	270,5
3	2	22 A. LOWES	GBR	Kawasaki Racing Team WorldSBK	Kawasaki ZX-10RR		23	9.499	3.102	1'27.442	272,5	1'26.353	271,1
4	4	45 S. REDDING	GBR	BMW Motorrad WorldSBK Team	BMW M1000RR		23	11.515	2.016	1'27.809	273,2	1'26.514	271,8
5	10	47 A. BASSANI	ITA	Motocorsa Racing	Ducati Panigale V4R	IND	23	12.820	1.305	1'27.961	274,6	1'27.206	275,3
6	6	21 M. RINALDI	ITA	Aruba.it Racing - Ducati	Ducati Panigale V4R		23	14.482	1.662	1'28.121	276,0	1'27.011	274,6
7	8	31 G. GERLOFF	USA	GYTR GRT Yamaha WorldSBK Team	Yamaha YZF R1	IND	23	17.127	2.645	1'28.126	271,8	1'27.100	267,8
8	7	7 I. LECUONA	ESP	Team HRC	Honda CBR1000 RR-R		23	17.438	0.311	1'27.915	274,6	1'27.038	271,1
9	13	76 L. BAZ	FRA	Bonovo Action BMW	BMW M1000RR	IND	23	24.903	7.465	1'28.385	271,8	1'27.711	270,5
10	9	55 A. LOCATELLI	ITA	Pata Yamaha with Brixx WorldSBK	Yamaha YZF R1		23	28.498	3.595	1'28.360	270,5	1'27.191	270,5
11	14	5 P. OETTL	GER	Team GoEleven	Ducati Panigale V4R	IND	23	31.467	2.969	1'28.684	273,9	1'27.336	274,6
12	11	44 L. MAHIAS	FRA	Kawasaki Puccetti Racing	Kawasaki ZX-10RR	IND	23	33.514	2.047	1'28.663	268,4	1'27.390	265,1
13	16	97 X. VIERGE	ESP	Team HRC	Honda CBR1000 RR-R		23	33.647	0.133	1'28.607	275,3	1'27.861	275,3
14	12	95 T. MACKENZIE	GBR	McAMS Yamaha	Yamaha YZF R1	IND	23	34.870	1.223	1'28.818	269,1	1'27.670	265,1
15	15	91 L. HASLAM	GBR	TPR Team Pedercini Racing	Kawasaki ZX-10RR	IND	23	44.961	10.091	1'29.043	265,8	1'27.806	265,1
16	18	37 I. MYKHALCHYK	UKR	BMW Motorrad WorldSBK Team	BMW M1000RR		23	45.205	0.244	1'28.908	271,1	1'27.957	269,8
17	21	35 H. SYHRIN	MAS	MIE Racing Honda Team	Honda CBR1000 RR-R	IND	23	52.808	7.603	1'29.470	272,5	1'28.141	266,4
18	26	29 L. BERNARDI	SMR	BARNI Spark Racing Team	Ducati Panigale V4R	IND	23	53.315	0.507	1'29.338	273,2	1'29.032	275,3
19	23	3 K. NOZANE	JPN	GYTR GRT Yamaha WorldSBK Team	Yamaha YZF R1	IND	23	54.779	1.464	1'29.666	266,4	1'28.617	264,5
20	20	50 E. LAVERTY	IRL	Bonovo Action BMW	BMW M1000RR	IND	23	55.987	1.208	1'29.608	270,5	1'28.048	266,4
21	19	2 R. TAMBURINI	ITA	Yamaha Motoxrcing WorldSBK Team	Yamaha YZF R1	IND	23	56.072	0.085	1'29.643	269,8	1'28.025	267,8
22	22	10 P. HICKMAN	GBR	FHO Racing	BMW M1000RR	IND	23	1'00.554	4.482	1'29.700	267,8	1'28.378	266,4
23	25	52 O. KONIG	CZE	Orelac Racing Verdnatura	Kawasaki ZX-10RR	IND	23	1'07.239	6.685	1'30.428	265,8	1'29.011	267,8
-----Not Classified-----													
RET	5	19 A. BAUTISTA	ESP	Aruba.it Racing - Ducati	Ducati Panigale V4R		16	7 Laps		1'27.438	278,1	1'26.736	277,4
RET	24	23 C. PONSSON	FRA	Gil Motor Sport-Yamaha	Yamaha YZF R1	IND	13	10 Laps		1'29.899	265,8	1'28.935	265,1
RET	17	36 L. MERCADO	ARG	MIE Racing Honda Team	Honda CBR1000 RR-R	IND	6	17 Laps		1'29.541	270,5	1'27.929	266,4

AIR	Humidity:	44%	Temp:	24°C
TRACK	Condition:	Dry	Temp:	42°C

Records	Pole [SP]	2022	J.Rea	1'26.080	168,248 Km/h
	Race [SPRC]	2019	J.Rea	1'27.166	166,152 Km/h
	All Times [SP]	2022	J.Rea	1'26.080	168,248 Km/h
Race Fastest Lap		Lap 4	J.Rea	1'27.263	165,967 Km/h

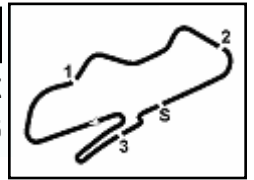
LAP LEADERS				
No. Rider	From	To	Laps	Total
1 T. RAZGATLIOGLU	1	23	23	23

TOTAL LEADER LAPS	
No. Rider	Laps
19 A. BAUTISTA	84
1 T. RAZGATLIOGLU	77
65 J. REA	63

Start 14:00 End 14:35 The results are provisional until the end of the time limit for protests and appeals and the completion of the technical checks.

16/07/2022
These data/results cannot be reproduced, stored and/or transmitted in whole or in part by any manner of electronic, mechanical, photocopying, recording, broadcasting or otherwise now known or herein after developed without the previous express consent by the copyright owner, except for reproduction in daily press and regular printed publications on sale to the public within 60 days of the event related to those data/results and always provided that copyright symbol appears together as follows below.

© DORNA WSBK ORGANIZATION Srl 2022



Prosecco DOC UK Round, 15-17 July 2022
Results Race 1

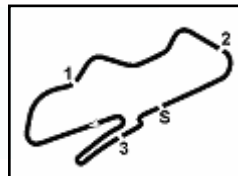
Race Highlights

Time	No. Rider	Description
13.57.56		Warm-up Lap Start
14.00.16		Start
14.03.47		No Jump Start
14.10.58	36 L. MERCADO	Crashed - Turn 12
14.11.08	36 L. MERCADO	Not Actively Competing
14.20.01	23 C. PONSSON	Entered Pits
14.20.32	23 C. PONSSON	Retired
14.22.12		2/3 of Race Distance Completed
14.22.17	19 A. BAUTISTA	Crashed - Turn 12
14.22.47	19 A. BAUTISTA	Re-joined
14.24.42	19 A. BAUTISTA	Entered Pits
14.25.26	19 A. BAUTISTA	Retired
14.34.29		Podium Confirmed
14.35.16		End Of Session

16/07/2022 Start End The results are provisional until the end of the time limit for protests and appeals and the completion of the technical checks.

These data/results cannot be reproduced, stored and/or transmitted in whole or in part by any manner of electronic, mechanical, photocopying, recording, broadcasting or otherwise now known or herein after developed without the previous express consent by the copyright owner, except for reproduction in daily press and regular printed publications on sale to the public within 60 days of the event related to those data/results and always provided that copyright symbol appears together as follows below.

© DORNA WSBK ORGANIZATION Srl 2022



Donington Park 4.023 m

Prosecco DOC UK Round, 15-17 July 2022 Championship Standings

1 / 2

Points	Points From First	Points From Previous	April		May		June		July		September	October	November	November	
			ARAGON	ASSEN	ESTORIL	MISANO	DONINGTON	MOST	MAGNY-COURS	BARCELONA					
1	BAUTISTA Alvaro (ESP)	220	20	25	20	25	20	25	25						
			12	7	7	7	9	9							
2	REA Jonathan (GBR)	204	16												
			25	20	25	16	25	20	13	20					
			9	12	12	7	7								
3	RAZGATLIOGLU Toprak (TUR)	166	54	38											
			16	16	16	20	16	20	25						
			7	9	9	12									
4	LOCATELLI Andrea (ITA)	114	106	52											
			11	13	20	13	11	10	10	6					
			5	6	6	5	4	4							
5	LECUONA Iker (ESP)	107	113	7											
			10	6	11	16	10	10	7	11	8				
			2	5	5	6	5	5							
6	RINALDI Michael Ruben (ITA)	102	118	5											
			13	13	9	7	8	16	16	10					
			6	2	2	2									
7	LOWES Alex (GBR)	91	129	11											
			11	13	9	13	11	8	16						
			4	4	4	2									
8	BASSANI Axel (ITA)	79	141	12											
			10	6	10	4	9	13	9	11					
			3	1	3			3							
9	VIERGE Xavi (ESP)	66	154	13											
			9	8	5	7	11	7	9	3					
			1	1				6							
10	REDDING Scott (GBR)	61	159	5											
			1	7	11	8	5	6	7	13					
						3									
11	BAZ Loris (FRA)	52	168	9											
			5	9	10	6	4	1	6	7					
				4											
12	GERLOFF Garrett (USA)	43	177	9											
			7	7	8			8	9						
					3			1							
13	OETTL Philipp (GER)	25	195	18											
			3	3	9			5	5						
14	MAHIAS Lucas (FRA)	18	202	7											
			2	5	1	6			4						
15	LAVERTY Eugene (IRL)	18	202	0											
			6	4		1	2	3	2						
16	TAMBURINI Roberto (ITA)	18	202	0											
			2	2	5			5	4						
17	BERNARDI Luca (SMR)	15	205	3											
			4		2	3	1	2	3						
18	FORES Xavi (ESP)	12	208	3											
					5	6									
					1										
19	VAN DER MARK Michael (NED)	11	209	1											
					3	8									
20	MYKHALCHYK Illia (UKR)	10	210	1											
			8	1				1							
21	NOZANE Kohta (JPN)	9	211	1											
					2	3	4								
22	PONSSON Christophe (FRA)	8	212	1											
					4	4									
23	HASLAM Leon (GBR)	4	216	4											
					3				1						
24	MACKENZIE Tarran (GBR)	2	218	2											
									2						
25	MERCADO Leandro (ARG)	1	219	1											
					1										

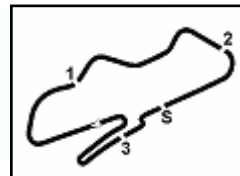
16/07/2022

These data/results cannot be reproduced, stored and/or transmitted in whole or in part by any manner of electronic, mechanical, photocopying, recording, broadcasting or otherwise now known or herein after developed without the previous express consent by the copyright owner, except for reproduction in daily press and regular printed publications on sale to the public within 60 days of the event related to those data/results and always provided that copyright symbol appears together as follows below.

© DORNA WSBK ORGANIZATION Srl 2022

FICR PERUGIA TIMING





Prosecco DOC UK Round, 15-17 July 2022 Championship Standings

	Points	Points From First	Points From Previous	April	April	May	June	July	July	September	September	October	October	November	November	
				ARAGON	ASSEN	ESTORIL	MISANO	DONINGTON	MOST	MAGNY-COURS	BARCELONA	PORTIMAO	VILLICUM	MANDALIKA	PHILLIP ISLAND	
Independent Riders																
1 BASSANI Axel (ITA)	79			10 3	6 1	10 1	4 9	13 9	11							
2 BAZ Loris (FRA)	52	27		5 9	10 4		6 4	1 6	7							
3 GERLOFF Garrett (USA)	43	36	9	7 7	8 3			8 1	9							
4 OETTL Philipp (GER)	25	54	18	3 3	9			5 5								
5 MAHIAS Lucas (FRA)	18	61	7	2 5	1 6				4							
6 LAVERTY Eugene (IRL)	18	61	0	6 4			1 2	3 2								
7 TAMBURINI Roberto (ITA)	18	61	0	2	2 5			5 4								
8 BERNARDI Luca (SMR)	15	64	3	4		2	3 1	2 3								
9 FORES Xavi (ESP)	12	67	3				5 6 1									
10 NOZANE Kohta (JPN)	9	70	3				2 3	4								
11 PONSSON Christophe (FRA)	8	71	1		4 4											
12 HASLAM Leon (GBR)	4	75	4			3			1							
13 MACKENZIE Tarran (GBR)	2	77	2						2							
14 MERCADO Leandro (ARG)	1	78	1			1										

16/07/2022

These data/results cannot be reproduced, stored and/or transmitted in whole or in part by any manner of electronic, mechanical, photocopying, recording, broadcasting or otherwise now known or herein after developed without the previous express consent by the copyright owner, except for reproduction in daily press and regular printed publications on sale to the public within 60 days of the event related to those data/results and always provided that copyright symbol appears together as follows below.

© DORNA WSBK ORGANIZATION Srl 2022

FICR PERUGIA TIMING



Prosecco DOC UK Round, 15-17 July 2022

Lap Chart Race 1

1 / 5

	Lap																						
	1	2	3	4	5	6	7	8	9	10	11	12	13	14	15	16	17	18	19	20	21	22	23
1	1	1	1	1	1	1	1	1	1	1	1	1	1	1	1	1	1	1	1	1	1	1	1
2	19	22	19	19	19	19	19	65	65	65	65	65	65	19	65	65	65	65	65	65	65	65	65
3	22	19	65	65	65	65	65	19	19	19	19	19	19	65	45	45	45	45	45	22	22	22	22
4	7	65	22	22	22	45	45	45	45	45	45	45	45	22	22	22	22	22	22	45	45	45	45
5	65	7	7	7	45	22	22	22	22	22	22	22	22	22	47	47	47	47	47	47	47	47	47
6	45	45	45	45	7	7	7	7	7	7	7	7	7	47	47	47	47	47	21	21	21	21	21
7	21	47	47	47	47	47	47	47	47	47	47	47	47	7	7	7	7	7	7	7	7	7	31
8	47	21	21	21	21	21	21	21	21	21	21	21	21	7	31	31	31	31	31	31	31	31	31
9	31	31	31	31	31	31	31	31	31	31	31	31	31	31	76	76	76	76	76	76	76	76	76
10	55	55	55	55	55	55	55	55	55	55	55	55	55	76	76	76	76	76	55	55	55	55	55
11	76	76	76	76	76	76	76	76	76	76	76	76	76	55	55	55	55	55	95	95	5	5	5
12	95	95	95	95	95	95	95	95	95	95	95	95	95	95	44	5	95	95	95	44	44	44	44
13	37	37	37	37	44	44	44	44	44	44	44	44	44	44	5	44	44	44	44	95	97	97	97
14	44	44	44	44	37	37	5	5	5	5	5	5	5	5	97	97	97	97	97	97	95	95	95
15	91	97	97	97	97	5	37	37	97	97	97	97	97	97	91	91	91	91	91	91	91	91	91
16	50	5	5	5	5	97	97	97	37	37	37	37	91	91	37	37	37	37	37	37	37	37	37
17	97	50	91	91	91	91	91	91	91	91	91	91	37	37	3	3	3	3	35	35	35	35	35
18	5	3	50	50	50	50	50	50	3	3	3	3	3	35	35	35	35	3	3	3	3	29	29
19	3	91	3	3	3	3	3	3	3	35	35	35	35	35	29	29	29	29	29	29	29	3	3
20	36	35	35	35	35	35	35	35	50	50	29	29	29	29	50	50	50	50	50	50	50	50	50
21	35	36	36	36	36	36	2	29	29	29	29	50	50	50	2	2	2	2	2	2	2	2	2
22	10	10	2	2	2	2	29	2	2	2	2	2	2	2	10	10	10	10	10	10	10	10	10
23	2	2	10	10	29	29	23	23	23	10	10	10	10	10	52	52	52	52	52	52	52	52	52
24	29	29	29	29	23	23	10	10	10	23	23	23	52	52	19	19							
25	52	23	23	23	10	10	52	52	52	52	52	52	23										
26	23	52	52	52	52	52																	

Final Result		
1	1 T. RAZGATLIOGLU	Laps 23
2	65 J. REA	6.397
3	22 A. LOWES	9.499
4	45 S. REDDING	11.515
5	47 A. BASSANI	12.820
6	21 M. RINALDI	14.482
7	31 G. GERLOFF	17.127
8	7 I. LECUONA	17.438
9	76 L. BAZ	24.903
10	55 A. LOCATELLI	28.498
11	5 P. DETTL	31.467
12	44 L. MAHIAS	33.514
13	97 X. VIERGE	33.647
14	95 T. MACKENZIE	34.870
15	91 L. HASLAM	44.961
16	37 I. MYKHALCHYK	45.205
17	35 H. SYHRIN	52.808
18	29 L. BERNARDI	53.315
19	3 K. NOZANE	54.779
20	50 E. LAVERTY	55.987
21	2 R. TAMBURINI	56.072
22	10 P. HICKMAN	1'00.554
23	52 O. KONIG	1'07.239
RET	19 A. BAUTISTA	7 Laps
RET	23 C. PONSSON	10 Laps
RET	36 L. MERCADO	17 Laps

16/07/2022
 These data/results cannot be reproduced, stored and/or transmitted in whole or in part by any manner of electronic, mechanical, photocopying, recording, broadcasting or otherwise now known or herein after developed without the previous express consent by the copyright owner, except for reproduction in daily press and regular printed publications on sale to the public within 60 days of the event related to those data/results and always provided that copyright symbol appears together as follows below.
 © DORNA WSBK ORGANIZATION Srl 2022

Prosecco DOC UK Round, 15-17 July 2022

Lap Chart Race 1

2 / 5

Lap 1		
1	1 T.Razgatlioglu	1'31.029
2	19 A.Bautista	0.634
3	22 A.Lowes	0.779
4	7 I.Lecuona	1.075
5	65 J.Rea	1.144
6	45 S.Redding	1.380
7	21 M.Rinaldi	1.682
8	47 A.Bassani	1.724
9	31 G.Gerloff	1.950
10	55 A.Locatelli	2.300
11	76 L.Baz	2.658
12	95 T.Mackenzie	2.835
13	37 I.Mykhalchyk	3.040
14	44 L.Mahias	3.301
15	91 L.Haslam	3.763
16	50 E.Laverty	4.097
17	97 X.Vierge	4.324
18	5 P.Oettl	4.376
19	3 K.Nozone	4.702
20	36 L.Mercado	4.854
21	35 H.Syahrin	5.114
22	10 P.Hickman	5.839
23	2 R.Tamburini	6.092
24	29 L.Bernardi	6.429
25	52 O.Konig	6.865
26	23 C.Ponsson	7.062

17	91 L.Haslam	8.835
18	50 E.Laverty	8.907
19	3 K.Nozone	9.340
20	35 H.Syahrin	9.469
21	36 L.Mercado	9.659
22	2 R.Tamburini	10.833
23	10 P.Hickman	11.058
24	29 L.Bernardi	11.163
25	23 C.Ponsson	11.755
26	52 O.Konig	12.785

Lap 4		
1	1 T.Razgatlioglu	5'53.660
2	19 A.Bautista	1.131
3	65 J.Rea	1.316
4	22 A.Lowes	2.109
5	7 I.Lecuona	2.587
6	45 S.Redding	2.744
7	47 A.Bassani	3.253
8	21 M.Rinaldi	4.595
9	31 G.Gerloff	4.909
10	55 A.Locatelli	5.520
11	76 L.Baz	5.947
12	95 T.Mackenzie	7.039
13	37 I.Mykhalchyk	7.867
14	44 L.Mahias	8.330
15	97 X.Vierge	8.745
16	5 P.Oettl	8.920
17	91 L.Haslam	10.818
18	50 E.Laverty	11.534
19	3 K.Nozone	11.768
20	35 H.Syahrin	12.270
21	36 L.Mercado	12.322
22	2 R.Tamburini	13.091
23	10 P.Hickman	13.923
24	29 L.Bernardi	14.039
25	23 C.Ponsson	14.383
26	52 O.Konig	16.092

Lap 2		
1	1 T.Razgatlioglu	2'58.779
2	22 A.Lowes	0.471
3	19 A.Bautista	0.713
4	65 J.Rea	0.903
5	7 I.Lecuona	1.495
6	45 S.Redding	1.686
7	47 A.Bassani	2.130
8	21 M.Rinaldi	2.720
9	31 G.Gerloff	2.912
10	55 A.Locatelli	3.242
11	76 L.Baz	3.565
12	95 T.Mackenzie	4.034
13	37 I.Mykhalchyk	4.487
14	44 L.Mahias	4.709
15	97 X.Vierge	5.830
16	5 P.Oettl	6.129
17	50 E.Laverty	6.536
18	3 K.Nozone	6.844
19	91 L.Haslam	7.111
20	35 H.Syahrin	7.446
21	36 L.Mercado	7.614
22	10 P.Hickman	8.224
23	2 R.Tamburini	8.431
24	29 L.Bernardi	8.804
25	23 C.Ponsson	9.352
26	52 O.Konig	9.795

Lap 5		
1	1 T.Razgatlioglu	7'21.065
2	19 A.Bautista	1.433
3	65 J.Rea	1.740
4	22 A.Lowes	3.073
5	45 S.Redding	3.292
6	7 I.Lecuona	3.761
7	47 A.Bassani	3.971
8	21 M.Rinaldi	5.454
9	31 G.Gerloff	5.630
10	55 A.Locatelli	6.588
11	76 L.Baz	6.993
12	95 T.Mackenzie	8.662
13	44 L.Mahias	10.178
14	37 I.Mykhalchyk	10.463
15	97 X.Vierge	10.699
16	5 P.Oettl	10.814
17	91 L.Haslam	12.669
18	50 E.Laverty	13.737
19	3 K.Nozone	14.056
20	35 H.Syahrin	14.511
21	36 L.Mercado	14.630
22	2 R.Tamburini	15.450
23	29 L.Bernardi	16.140
24	23 C.Ponsson	16.976
25	10 P.Hickman	17.308
26	52 O.Konig	19.191

Lap 3		
1	1 T.Razgatlioglu	4'26.275
2	19 A.Bautista	0.768
3	65 J.Rea	1.438
4	22 A.Lowes	1.732
5	7 I.Lecuona	2.057
6	45 S.Redding	2.320
7	47 A.Bassani	2.677
8	21 M.Rinaldi	3.674
9	31 G.Gerloff	3.960
10	55 A.Locatelli	4.358
11	76 L.Baz	4.739
12	95 T.Mackenzie	5.484
13	37 I.Mykhalchyk	5.899
14	44 L.Mahias	6.253
15	97 X.Vierge	7.117
16	5 P.Oettl	7.502

Lap 6		
1	1 T.Razgatlioglu	8'48.350
2	19 A.Bautista	1.586
3	65 J.Rea	1.779
4	45 S.Redding	4.173
5	22 A.Lowes	4.413

6	7 I.Lecuona	4.786
7	47 A.Bassani	4.970
8	21 M.Rinaldi	6.290
9	31 G.Gerloff	7.137
10	55 A.Locatelli	7.946
11	76 L.Baz	8.323
12	95 T.Mackenzie	10.542
13	44 L.Mahias	11.789
14	37 I.Mykhalchyk	12.396
15	5 P.Oettl	12.617
16	97 X.Vierge	13.023
17	91 L.Haslam	14.427
18	50 E.Laverty	16.290
19	3 K.Nozone	16.490
20	35 H.Syahrin	16.926
21	36 L.Mercado	17.057
22	2 R.Tamburini	17.882
23	29 L.Bernardi	18.193
24	23 C.Ponsson	19.592
25	10 P.Hickman	20.089
26	52 O.Konig	22.357

Lap 7		
1	1 T.Razgatlioglu	10'15.866
2	19 A.Bautista	2.030
3	65 J.Rea	2.037
4	45 S.Redding	4.476
5	22 A.Lowes	5.036
6	7 I.Lecuona	5.482
7	47 A.Bassani	5.678
8	21 M.Rinaldi	7.054
9	31 G.Gerloff	7.796
10	55 A.Locatelli	8.790
11	76 L.Baz	9.192
12	95 T.Mackenzie	12.066
13	44 L.Mahias	13.035
14	5 P.Oettl	13.965
15	37 I.Mykhalchyk	14.452
16	97 X.Vierge	14.778
17	91 L.Haslam	16.076
18	50 E.Laverty	18.406
19	3 K.Nozone	18.640
20	35 H.Syahrin	19.598
21	2 R.Tamburini	20.326
22	29 L.Bernardi	20.528
23	23 C.Ponsson	22.203
24	10 P.Hickman	22.540
25	52 O.Konig	25.583

Lap 8		
1	1 T.Razgatlioglu	11'43.206
2	65 J.Rea	2.656
3	19 A.Bautista	2.851
4	45 S.Redding	5.085
5	22 A.Lowes	5.642
6	7 I.Lecuona	6.401
7	47 A.Bassani	6.618
8	21 M.Rinaldi	7.872
9	31 G.Gerloff	8.695
10	55 A.Locatelli	10.126
11	76 L.Baz	10.553
12	95 T.Mackenzie	13.709
13	44 L.Mahias	14.471
14	5 P.Oettl	15.384
15	37 I.Mykhalchyk	16.244
16	97 X.Vierge	16.529
17	91 L.Haslam	18.198
18	50 E.Laverty	20.907
19	3 K.Nozone	21.092
20	35 H.Syahrin	21.728
21	29 L.Bernardi	23.219
22	2 R.Tamburini	23.821
23	23 C.Ponsson	25.310

24	10 P.Hickman	25.876
25	52 O.Konig	29.086

Lap 9		
1	1 T.Razgatlioglu	13'10.809
2	65 J.Rea	2.837
3	19 A.Bautista	3.153
4	45 S.Redding	5.366
5	22 A.Lowes	5.797
6	7 I.Lecuona	7.096
7	47 A.Bassani	7.325
8	21 M.Rinaldi	8.551
9	31 G.Gerloff	9.463
10	55 A.Locatelli	11.108
11	76 L.Baz	11.649
12	95 T.Mackenzie	14.963
13	44 L.Mahias	15.934
14	5 P.Oettl	16.465
15	97 X.Vierge	18.177
16	37 I.Mykhalchyk	18.344
17	91 L.Haslam	20.005
18	50 E.Laverty	23.393
19	3 K.Nozone	23.562
20	35 H.Syahrin	24.007
21	29 L.Bernardi	25.400
22	2 R.Tamburini	26.247
23	23 C.Ponsson	27.933
24	10 P.Hickman	28.240
25	52 O.Konig	32.051

Lap 10		
1	1 T.Razgatlioglu	14'38.387
2	65 J.Rea	3.304
3	19 A.Bautista	3.531
4	45 S.Redding	5.934
5	22 A.Lowes	6.317
6	7 I.Lecuona	8.056
7	47 A.Bassani	8.242
8	21 M.Rinaldi	9.302
9	31 G.Gerloff	10.045
10	55 A.Locatelli	12.363
11	76 L.Baz	12.624
12	95 T.Mackenzie	16.552
13	44 L.Mahias	17.396
14	5 P.Oettl	17.696
15	97 X.Vierge	19.206
16	37 I.Mykhalchyk	20.280
17	91 L.Haslam	21.576
18	3 K.Nozone	26.196
19	35 H.Syahrin	26.658
20	50 E.Laverty	27.048
21	29 L.Bernardi	28.160
22	2 R.Tamburini	28.842
23	10 P.Hickman	30.872
24	23 C.Ponsson	31.765
25	52 O.Konig	35.066

Lap 11		
1	1 T.Razgatlioglu	16'06.130
2	65 J.Rea	3.509
3	19 A.Bautista	3.764
4	45 S.Redding	6.078
5	22 A.Lowes	6.835
6	47 A.Bassani	9.207
7	7 I.Lecuona	9.641
8	21 M.Rinaldi	10.053
9	31 G.Gerloff	10.629
10	55 A.Locatelli	13.372
11	76 L.Baz	13.642
12	95 T.Mackenzie	17.803
13	44 L.Mahias	18.640
14	5 P.Oettl	18.895
15	97 X.Vierge	20.326

16/07/2022
 These data/results cannot be reproduced, stored and/or transmitted in whole or in part by any manner of electronic, mechanical, photocopying, recording, broadcasting or otherwise now known or herein after developed without the previous express consent by the copyright owner, except for reproduction in daily press and regular printed publications on sale to the public within 60 days of the event related to those data/results and always provided that copyright symbol appears together as follows below.
 © DORNA WSBK ORGANIZATION Srl 2022

Prosecco DOC UK Round, 15-17 July 2022

Lap Chart Race 1

3 / 5

16	37	I.Mykhalchyk	22.118
17	91	L.Haslam	23.078
18	3	K.Nozone	28.799
19	35	H.Syahrin	29.261
20	50	E.Laverty	29.798
21	29	L.Bernardi	30.458
22	2	R.Tamburini	31.240
23	10	P.Hickman	32.829
24	23	C.Ponsson	34.788
25	52	O.Konig	37.807

8	7	I.Lecuona	11.875
9	31	G.Gerloff	12.589
10	76	L.Baz	16.295
11	55	A.Locatelli	17.840
12	95	T.Mackenzie	21.502
13	44	L.Mahias	21.824
14	5	P.Oetl	22.296
15	97	X.Vierge	23.769
16	91	L.Haslam	29.796
17	37	I.Mykhalchyk	30.143
18	3	K.Nozone	35.478
19	35	H.Syahrin	35.926
20	29	L.Bernardi	37.035
21	50	E.Laverty	38.917
22	2	R.Tamburini	39.083
23	10	P.Hickman	39.558
24	52	O.Konig	45.551

3	45	S.Redding	8.192
4	22	A.Lowes	8.992
5	47	A.Bassani	12.642
6	21	M.Rinaldi	13.187
7	7	I.Lecuona	14.151
8	31	G.Gerloff	15.030
9	76	L.Baz	19.537
10	55	A.Locatelli	23.151
11	5	P.Oetl	26.202
12	95	T.Mackenzie	26.675
13	44	L.Mahias	27.216
14	97	X.Vierge	27.796
15	91	L.Haslam	36.423
16	37	I.Mykhalchyk	36.839
17	3	K.Nozone	42.164
18	35	H.Syahrin	42.658
19	29	L.Bernardi	44.213
20	50	E.Laverty	46.133
21	2	R.Tamburini	46.510
22	10	P.Hickman	47.486
23	52	O.Konig	54.270

1	1	T.Razgatlioglu	29'18.595
2	65	J.Rea	6.933
3	22	A.Lowes	10.570
4	45	S.Redding	10.633
5	47	A.Bassani	14.282
6	21	M.Rinaldi	15.025
7	7	I.Lecuona	16.108
8	31	G.Gerloff	16.345
9	76	L.Baz	22.580
10	55	A.Locatelli	27.282
11	5	P.Oetl	29.541
12	44	L.Mahias	31.762
13	95	T.Mackenzie	32.379
14	97	X.Vierge	32.505
15	91	L.Haslam	42.833
16	37	I.Mykhalchyk	43.141
17	35	H.Syahrin	48.798
18	3	K.Nozone	48.957
19	29	L.Bernardi	50.050
20	50	E.Laverty	52.695
21	2	R.Tamburini	53.031
22	10	P.Hickman	53.827
23	52	O.Konig	1'02.009

Lap 12

1	1	T.Razgatlioglu	17'33.900
2	65	J.Rea	4.113
3	19	A.Bautista	4.313
4	45	S.Redding	6.354
5	22	A.Lowes	7.177
6	47	A.Bassani	9.460
7	7	I.Lecuona	10.329
8	21	M.Rinaldi	10.820
9	31	G.Gerloff	11.204
10	76	L.Baz	14.685
11	55	A.Locatelli	15.232
12	95	T.Mackenzie	18.851
13	44	L.Mahias	19.533
14	5	P.Oetl	19.978
15	97	X.Vierge	21.472
16	37	I.Mykhalchyk	24.338
17	91	L.Haslam	24.618
18	3	K.Nozone	31.322
19	35	H.Syahrin	31.598
20	29	L.Bernardi	33.009
21	50	E.Laverty	33.252
22	2	R.Tamburini	33.625
23	10	P.Hickman	34.834
24	23	C.Ponsson	37.987
25	52	O.Konig	40.484

Lap 15

1	1	T.Razgatlioglu	21'57.747
2	65	J.Rea	5.102
3	45	S.Redding	7.126
4	22	A.Lowes	8.074
5	47	A.Bassani	10.761
6	21	M.Rinaldi	12.126
7	7	I.Lecuona	12.650
8	31	G.Gerloff	13.146
9	76	L.Baz	17.247
10	55	A.Locatelli	19.001
11	95	T.Mackenzie	23.106
12	44	L.Mahias	23.463
13	5	P.Oetl	23.586
14	97	X.Vierge	25.058
15	91	L.Haslam	31.723
16	37	I.Mykhalchyk	32.459
17	3	K.Nozone	37.603
18	35	H.Syahrin	38.256
19	29	L.Bernardi	39.208
20	50	E.Laverty	41.453
21	2	R.Tamburini	41.750
22	10	P.Hickman	42.254
23	52	O.Konig	48.274
24	19	A.Bautista	51.995

Lap 18

1	1	T.Razgatlioglu	26'22.116
2	65	J.Rea	6.224
3	45	S.Redding	8.673
4	22	A.Lowes	8.975
5	47	A.Bassani	13.458
6	21	M.Rinaldi	13.685
7	7	I.Lecuona	14.740
8	31	G.Gerloff	15.588
9	76	L.Baz	20.409
10	55	A.Locatelli	24.409
11	5	P.Oetl	27.444
12	95	T.Mackenzie	28.040
13	44	L.Mahias	28.469
14	97	X.Vierge	28.740
15	91	L.Haslam	38.287
16	37	I.Mykhalchyk	38.459
17	3	K.Nozone	44.033
18	35	H.Syahrin	44.387
19	29	L.Bernardi	46.303
20	50	E.Laverty	48.325
21	2	R.Tamburini	48.774
22	10	P.Hickman	49.444
23	52	O.Konig	56.847

Lap 21

1	1	T.Razgatlioglu	30'47.186
2	65	J.Rea	7.377
3	22	A.Lowes	11.092
4	45	S.Redding	11.774
5	47	A.Bassani	14.356
6	21	M.Rinaldi	15.427
7	7	I.Lecuona	16.858
8	31	G.Gerloff	17.228
9	76	L.Baz	23.394
10	55	A.Locatelli	28.361
11	5	P.Oetl	30.700
12	44	L.Mahias	33.149
13	97	X.Vierge	33.869
14	95	T.Mackenzie	34.158
15	91	L.Haslam	44.447
16	37	I.Mykhalchyk	44.904
17	35	H.Syahrin	51.094
18	3	K.Nozone	51.381
19	29	L.Bernardi	51.969
20	50	E.Laverty	54.608
21	2	R.Tamburini	54.943
22	10	P.Hickman	56.148
23	52	O.Konig	1'04.506

Lap 13

1	1	T.Razgatlioglu	19'01.864
2	65	J.Rea	4.254
3	19	A.Bautista	4.514
4	45	S.Redding	6.553
5	22	A.Lowes	7.617
6	47	A.Bassani	9.800
7	7	I.Lecuona	10.816
8	21	M.Rinaldi	11.227
9	31	G.Gerloff	11.789
10	76	L.Baz	15.453
11	55	A.Locatelli	16.409
12	95	T.Mackenzie	20.242
13	44	L.Mahias	20.526
14	5	P.Oetl	20.917
15	97	X.Vierge	22.520
16	91	L.Haslam	27.446
17	37	I.Mykhalchyk	27.592
18	3	K.Nozone	33.356
19	35	H.Syahrin	33.845
20	29	L.Bernardi	35.021
21	50	E.Laverty	36.240
22	2	R.Tamburini	36.449
23	10	P.Hickman	36.874
24	52	O.Konig	42.948
25	23	C.Ponsson	52.917

Lap 16

1	1	T.Razgatlioglu	23'25.584
2	65	J.Rea	5.429
3	45	S.Redding	7.664
4	22	A.Lowes	8.824
5	47	A.Bassani	11.637
6	21	M.Rinaldi	12.841
7	7	I.Lecuona	13.519
8	31	G.Gerloff	14.596
9	76	L.Baz	18.601
10	55	A.Locatelli	20.445
11	95	T.Mackenzie	24.946
12	5	P.Oetl	25.058
13	44	L.Mahias	25.641
14	97	X.Vierge	26.712
15	91	L.Haslam	34.285
16	37	I.Mykhalchyk	34.599
17	3	K.Nozone	39.935
18	35	H.Syahrin	40.519
19	29	L.Bernardi	41.975
20	50	E.Laverty	43.932
21	2	R.Tamburini	44.253
22	10	P.Hickman	44.918
23	52	O.Konig	51.390
24	19	A.Bautista	1'10.126

Lap 19

1	1	T.Razgatlioglu	27'50.214
2	65	J.Rea	6.731
3	45	S.Redding	9.567
4	22	A.Lowes	9.904
5	47	A.Bassani	14.077
6	21	M.Rinaldi	14.875
7	7	I.Lecuona	15.471
8	31	G.Gerloff	16.132
9	76	L.Baz	21.504
10	55	A.Locatelli	26.032
11	5	P.Oetl	28.578
12	95	T.Mackenzie	29.915
13	44	L.Mahias	30.155
14	97	X.Vierge	30.471
15	91	L.Haslam	40.377
16	37	I.Mykhalchyk	40.693
17	35	H.Syahrin	46.609
18	3	K.Nozone	47.048
19	29	L.Bernardi	48.507
20	50	E.Laverty	50.716
21	2	R.Tamburini	50.983
22	10	P.Hickman	51.655
23	52	O.Konig	59.626

Lap 22

1	1	T.Razgatlioglu	32'16.504
2	65	J.Rea	7.263
3	22	A.Lowes	10.756
4	45	S.Redding	12.098
5	47	A.Bassani	14.031
6	21	M.Rinaldi	15.139
7	7	I.Lecuona	17.515
8	31	G.Gerloff	17.709
9	76	L.Baz	24.463
10	55	A.Locatelli	28.912
11	5	P.Oetl	31.535
12	44	L.Mahias	33.752
13	97	X.Vierge	34.306
14	95	T.Mackenzie	34.958
15	91	L.Haslam	45.453
16	37	I.Mykhalchyk	45.829
17	35	H.Syahrin	53.133
18	29	L.Bernardi	53.499
19	3	K.Nozone	54.396
20	50	E.Laverty	55.826
21	2	R.Tamburini	56.189
22	10	P.Hickman	58.348
23	52	O.Konig	1'06.476

Lap 14

1	1	T.Razgatlioglu	20'29.755
2	19	A.Bautista	4.771
3	65	J.Rea	4.827
4	45	S.Redding	6.859
5	22	A.Lowes	7.643
6	47	A.Bassani	10.272
7	21	M.Rinaldi	11.653

Lap 17

1	1	T.Razgatlioglu	24'53.703
2	65	J.Rea	5.838

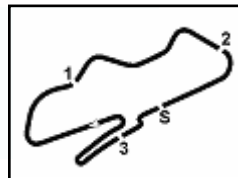
Lap 20

1	1	T.Razgatlioglu	24'53.703
2	65	J.Rea	5.838

16/07/2022

These data/results cannot be reproduced, stored and/or transmitted in whole or in part by any manner of electronic, mechanical, photocopying, recording, broadcasting or otherwise now known or herein after developed without the previous express consent by the copyright owner, except for reproduction in daily press and regular printed publications on sale to the public within 60 days of the event related to those data/results and always provided that copyright symbol appears together as follows below.

© DORNA WSBK ORGANIZATION Srl 2022



Donington Park 4.023 m

Prosecco DOC UK Round, 15-17 July 2022 Lap Chart Race 1

4 / 5

Lap 23

1	1	T.Razgatlioglu	33'46.954
2	65	J.Rea	6.397
3	22	A.Lowes	9.499
4	45	S.Redding	11.515
5	47	A.Bassani	12.820
6	21	M.Rinaldi	14.482
7	31	G.Gerloff	17.127
8	7	I.Lecuona	17.438
9	76	L.Baz	24.903
10	55	A.Locatelli	28.498
11	5	P.Detti	31.467
12	44	L.Mahias	33.514
13	97	X.Vierge	33.647
14	95	T.Mackenzie	34.870
15	91	L.Haslam	44.961
16	37	I.Mykhalchyk	45.205
17	35	H.Syahrin	52.808
18	29	L.Bernardi	53.315
19	3	K.Nozone	54.779
20	50	E.Laverty	55.987
21	2	R.Tamburini	56.072
22	10	P.Hickman	1'00.554
23	52	O.Konig	1'07.239

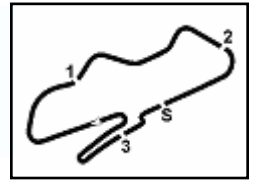
16/07/2022

These data/results cannot be reproduced, stored and/or transmitted in whole or in part by any manner of electronic, mechanical, photocopying, recording, broadcasting or otherwise now known or herein after developed without the previous express consent by the copyright owner, except for reproduction in daily press and regular printed publications on sale to the public within 60 days of the event related to those data/results and always provided that copyright symbol appears together as follows below.

© DORNA WSBK ORGANIZATION Srl 2022

FICR PERUGIA TIMING





Prosecco DOC UK Round, 15-17 July 2022 Lap Chart Race 1

Race Pace Comparison

	1 Raz	65 Rea	22 Low	45 Red	47 Bas	21 Rin	31 Ger	7 Lec	76 Baz	55 Loc	5 Det	44 Mah	97 Vie	95 Mac
1	1'31.029	1'32.173	1'31.808	1'32.409	1'32.753	1'32.711	1'32.979	1'32.104	1'33.687	1'33.329	1'35.405	1'34.330	1'35.353	1'33.864
2	1'27.750	1'27.509	1'27.442	1'28.056	1'28.156	1'28.788	1'28.712	1'28.170	1'28.657	1'28.692	1'29.503	1'29.158	1'29.256	1'28.949
3	1'27.496	1'28.031	1'28.757	1'28.130	1'28.043	1'28.450	1'28.544	1'28.058	1'28.670	1'28.612	1'28.869	1'29.040	1'28.783	1'28.946
4	1'27.385	1'27.263	1'27.762	1'27.809	1'27.961	1'28.306	1'28.334	1'27.915	1'28.593	1'28.547	1'28.803	1'29.462	1'29.013	1'28.940
5	1'27.405	1'27.829	1'28.369	1'27.953	1'28.123	1'28.264	1'28.126	1'28.579	1'28.451	1'28.473	1'29.299	1'29.253	1'29.359	1'29.028
6	1'27.285	1'27.324	1'28.625	1'28.166	1'28.284	1'28.121	1'28.792	1'28.310	1'28.615	1'28.643	1'29.088	1'28.896	1'29.609	1'29.165
7	1'27.516	1'27.774	1'28.139	1'27.819	1'28.224	1'28.280	1'28.175	1'28.212	1'28.385	1'28.360	1'28.864	1'28.762	1'29.271	1'29.040
8	1'27.340	1'27.959	1'27.946	1'27.949	1'28.280	1'28.158	1'28.239	1'28.259	1'28.701	1'28.676	1'28.759	1'28.776	1'29.091	1'28.983
9	1'27.603	1'27.784	1'27.758	1'27.884	1'28.310	1'28.282	1'28.371	1'28.298	1'28.699	1'28.585	1'28.684	1'29.066	1'29.251	1'28.857
10	1'27.578	1'28.045	1'28.098	1'28.146	1'28.495	1'28.329	1'28.160	1'28.538	1'28.553	1'28.833	1'28.809	1'29.040	1'28.607	1'29.167
11	1'27.743	1'27.948	1'28.261	1'27.887	1'28.708	1'28.494	1'28.327	1'29.328	1'28.761	1'28.752	1'28.942	1'28.987	1'28.863	1'28.994
12	1'27.770	1'28.374	1'28.112	1'28.046	1'28.023	1'28.537	1'28.345	1'28.458	1'28.813	1'29.630	1'28.853	1'28.663	1'28.916	1'28.818
13	1'27.964	1'28.105	1'28.404	1'28.163	1'28.304	1'28.371	1'28.549	1'28.451	1'28.732	1'29.141	1'28.903	1'28.957	1'29.012	1'29.355
14	1'27.891	1'28.464	1'27.917	1'28.197	1'28.363	1'28.317	1'28.691	1'28.950	1'28.733	1'29.322	1'29.270	1'29.189	1'29.140	1'29.151
15	1'27.992	1'28.267	1'28.423	1'28.259	1'28.481	1'28.465	1'28.549	1'28.767	1'28.944	1'29.153	1'29.282	1'29.631	1'29.281	1'29.596
16	1'27.837	1'28.164	1'28.587	1'28.375	1'28.713	1'28.552	1'29.287	1'28.706	1'29.191	1'29.281	1'29.309	1'30.015	1'29.491	1'29.677
17	1'28.119	1'28.528	1'28.287	1'28.647	1'29.124	1'28.465	1'28.553	1'28.751	1'29.055	1'30.825	1'29.263	1'29.694	1'29.203	1'29.848
18	1'28.413	1'28.799	1'28.396	1'28.894	1'29.229	1'28.911	1'28.971	1'29.002	1'29.285	1'29.671	1'29.655	1'29.666	1'29.357	1'29.778
19	1'28.098	1'28.605	1'29.027	1'28.992	1'28.717	1'29.288	1'28.642	1'28.829	1'29.193	1'29.721	1'29.232	1'29.784	1'29.829	1'29.973
20	1'28.381	1'28.583	1'29.047	1'29.447	1'28.586	1'28.531	1'28.594	1'29.018	1'29.457	1'29.631	1'29.344	1'29.988	1'30.415	1'30.845
21	1'28.591	1'29.035	1'29.113	1'29.732	1'28.665	1'28.993	1'29.474	1'29.341	1'29.405	1'29.670	1'29.750	1'29.978	1'29.955	1'30.370
22	1'29.318	1'29.204	1'28.982	1'29.642	1'28.993	1'29.030	1'29.799	1'29.975	1'30.387	1'29.869	1'30.153	1'29.921	1'29.755	1'30.118
23	1'30.450	1'29.584	1'29.193	1'29.867	1'29.239	1'29.793	1'29.868	1'30.373	1'30.890	1'30.036	1'30.382	1'30.212	1'29.791	1'30.362

	91 Has	37 Myk	35 Sya	29 Ber	3 Noz	50 Lav	2 Tam	10 Hic	52 Kon	19 Bau	23 Pon	36 Mer
1	1'34.792	1'34.069	1'36.143	1'37.458	1'35.731	1'35.126	1'37.121	1'36.868	1'37.894	1'31.663	1'38.091	1'35.883
2	1'31.098	1'29.197	1'30.082	1'30.125	1'29.892	1'30.189	1'30.089	1'30.135	1'30.680	1'27.829	1'30.040	1'30.510
3	1'29.220	1'28.908	1'29.519	1'29.855	1'29.992	1'29.867	1'29.898	1'30.330	1'30.486	1'27.551	1'29.899	1'29.541
4	1'29.368	1'29.353	1'30.186	1'30.261	1'29.813	1'30.012	1'29.643	1'30.250	1'30.692	1'27.748	1'30.013	1'30.048
5	1'29.256	1'30.001	1'29.646	1'29.506	1'29.693	1'29.608	1'29.764	1'30.790	1'30.504	1'27.707	1'29.998	1'29.713
6	1'29.043	1'29.218	1'29.700	1'29.338	1'29.719	1'29.838	1'29.717	1'30.066	1'30.451	1'27.438	1'29.901	1'29.712
7	1'29.165	1'29.572	1'30.188	1'29.851	1'29.666	1'29.632	1'29.960	1'29.967	1'30.742	1'27.960	1'30.127	
8	1'29.462	1'29.132	1'29.470	1'30.031	1'29.792	1'29.841	1'30.835	1'30.676	1'30.843	1'28.161	1'30.447	
9	1'29.410	1'29.703	1'29.882	1'29.784	1'30.073	1'30.089	1'30.029	1'29.967	1'30.568	1'27.905	1'30.226	
10	1'29.149	1'29.514	1'30.229	1'30.338	1'30.212	1'31.233	1'30.173	1'30.210	1'30.593	1'27.956	1'31.410	
11	1'29.245	1'29.581	1'30.346	1'30.041	1'30.346	1'30.493	1'30.141	1'29.700	1'30.484	1'27.976	1'30.766	
12	1'29.310	1'29.990	1'30.107	1'30.321	1'30.293	1'31.224	1'30.155	1'29.775	1'30.447	1'28.319	1'30.969	
13	1'30.792	1'31.218	1'30.211	1'29.976	1'29.998	1'30.952	1'30.788	1'30.004	1'30.428	1'28.165	1'42.894	
14	1'30.241	1'30.442	1'29.972	1'29.905	1'30.013	1'30.568	1'30.525	1'30.575	1'30.494	1'28.148		
15	1'29.919	1'30.308	1'30.322	1'30.165	1'30.117	1'30.528	1'30.659	1'30.688	1'30.715	2'15.216		
16	1'30.399	1'29.977	1'30.100	1'30.604	1'30.169	1'30.316	1'30.340	1'30.501	1'30.953	1'45.968		
17	1'30.257	1'30.359	1'30.258	1'30.357	1'30.348	1'30.320	1'30.376	1'30.687	1'30.999			
18	1'30.277	1'30.033	1'30.142	1'30.503	1'30.282	1'30.605	1'30.677	1'30.371	1'30.990			
19	1'30.188	1'30.332	1'30.320	1'30.302	1'31.113	1'30.489	1'30.307	1'30.309	1'30.877			
20	1'30.837	1'30.829	1'30.570	1'29.924	1'30.290	1'30.360	1'30.429	1'30.553	1'30.764			
21	1'30.205	1'30.354	1'30.887	1'30.510	1'31.015	1'30.504	1'30.503	1'30.912	1'31.088			
22	1'30.324	1'30.243	1'31.357	1'30.848	1'32.333	1'30.536	1'30.564	1'31.518	1'31.288			
23	1'29.958	1'29.826	1'30.125	1'30.266	1'30.833	1'30.611	1'30.333	1'32.656	1'31.213			

16/07/2022

These data/results cannot be reproduced, stored and/or transmitted in whole or in part by any manner of electronic, mechanical, photocopying, recording, broadcasting or otherwise now known or herein after developed without the previous express consent by the copyright owner, except for reproduction in daily press and regular printed publications on sale to the public within 60 days of the event related to those data/results and always provided that copyright symbol appears together as follows below.

© DORNA WSBK ORGANIZATION Srl 2022

Prosecco DOC UK Round, 15-17 July 2022

Best Sectors & Speed Race 1

RESULTS				
1	1	T. RAZGATLIOGLU	Yamaha YZF R1	Laps 23
2	65	J. REA	Kawasaki ZX-10RR	6.397
3	22	A. LOWES	Kawasaki ZX-10RR	9.499
4	45	S. REDDING	BMW M1000RR	11.515
5	47	A. BASSANI	Ducati Panigale V4R	12.820
6	21	M. RINALDI	Ducati Panigale V4R	14.482
7	31	G. GERLOFF	Yamaha YZF R1	17.127
8	7	I. LECUONA	Honda CBR1000 RR-R	17.438
9	76	L. BAZ	BMW M1000RR	24.903
10	55	A. LOCATELLI	Yamaha YZF R1	28.498
11	5	P. OETTL	Ducati Panigale V4R	31.467
12	44	L. MAHIAS	Kawasaki ZX-10RR	33.514
13	97	X. VIERGE	Honda CBR1000 RR-R	33.647
14	95	T. MACKENZIE	Yamaha YZF R1	34.870
15	91	L. HASLAM	Kawasaki ZX-10RR	44.961
16	37	I. MYKHALCHYK	BMW M1000RR	45.205
17	35	H. SYHRIN	Honda CBR1000 RR-R	52.808
18	29	L. BERNARDI	Ducati Panigale V4R	53.315
19	3	K. NOZANE	Yamaha YZF R1	54.779
20	50	E. LAVERTY	BMW M1000RR	55.987
21	2	R. TAMBURINI	Yamaha YZF R1	56.072
22	10	P. HICKMAN	BMW M1000RR	1'00.554
23	52	D. KONIG	Kawasaki ZX-10RR	1'07.239
RET	19	A. BAUTISTA	Ducati Panigale V4R	7 Laps
RET	23	C. PONSSON	Yamaha YZF R1	10 Laps
RET	36	L. MERCADO	Honda CBR1000 RR-R	17 Laps

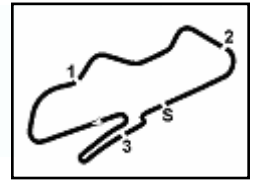
SPEED				
1	19	A. BAUTISTA	Ducati Panigale V4R	278.1
2	21	M. RINALDI	Ducati Panigale V4R	276.0
3	97	X. VIERGE	Honda CBR1000 RR-R	275.3
4	7	I. LECUONA	Honda CBR1000 RR-R	274.6
5	47	A. BASSANI	Ducati Panigale V4R	274.6
6	5	P. OETTL	Ducati Panigale V4R	273.9
7	65	J. REA	Kawasaki ZX-10RR	273.2
8	29	L. BERNARDI	Ducati Panigale V4R	273.2
9	45	S. REDDING	BMW M1000RR	273.2
10	35	H. SYHRIN	Honda CBR1000 RR-R	272.5
11	22	A. LOWES	Kawasaki ZX-10RR	272.5
12	76	L. BAZ	BMW M1000RR	271.8
13	31	G. GERLOFF	Yamaha YZF R1	271.8
14	37	I. MYKHALCHYK	BMW M1000RR	271.1
15	55	A. LOCATELLI	Yamaha YZF R1	270.5
16	50	E. LAVERTY	BMW M1000RR	270.5
17	36	L. MERCADO	Honda CBR1000 RR-R	270.5
18	2	R. TAMBURINI	Yamaha YZF R1	269.8
19	95	T. MACKENZIE	Yamaha YZF R1	269.1
20	44	L. MAHIAS	Kawasaki ZX-10RR	268.4
21	10	P. HICKMAN	BMW M1000RR	267.8
22	3	K. NOZANE	Yamaha YZF R1	266.4
23	23	C. PONSSON	Yamaha YZF R1	265.8
24	52	D. KONIG	Kawasaki ZX-10RR	265.8
25	1	T. RAZGATLIOGLU	Yamaha YZF R1	265.8
26	91	L. HASLAM	Kawasaki ZX-10RR	265.8

SEG. 1			SEG. 2			SEG. 3			SEG. 4						
1	1	T. RAZGATLIOGLU	18.666	1	1	T. RAZGATLIOGLU	23.840	1	65	J. REA	21.703	1	1	T. RAZGATLIOGLU	22.834
2	19	A. BAUTISTA	18.682	2	65	J. REA	23.908	2	22	A. LOWES	21.766	2	65	J. REA	22.871
3	65	J. REA	18.685	3	47	A. BASSANI	23.996	3	19	A. BAUTISTA	21.778	3	19	A. BAUTISTA	22.875
4	45	S. REDDING	18.695	4	21	M. RINALDI	24.014	4	47	A. BASSANI	21.796	4	22	A. LOWES	22.889
5	31	G. GERLOFF	18.716	5	19	A. BAUTISTA	24.015	5	1	T. RAZGATLIOGLU	21.800	5	47	A. BASSANI	22.937
6	22	A. LOWES	18.725	6	7	I. LECUONA	24.020	6	45	S. REDDING	21.813	6	45	S. REDDING	22.938
7	21	M. RINALDI	18.775	7	22	A. LOWES	24.056	7	7	I. LECUONA	21.828	7	7	I. LECUONA	23.048
8	5	P. OETTL	18.779	8	31	G. GERLOFF	24.073	8	76	L. BAZ	21.908	8	31	G. GERLOFF	23.083
9	76	L. BAZ	18.849	9	45	S. REDDING	24.099	9	31	G. GERLOFF	21.919	9	21	M. RINALDI	23.096
10	7	I. LECUONA	18.860	10	76	L. BAZ	24.166	10	21	M. RINALDI	21.938	10	97	X. VIERGE	23.126
11	47	A. BASSANI	18.874	11	55	A. LOCATELLI	24.175	11	44	L. MAHIAS	21.971	11	95	T. MACKENZIE	23.154
12	44	L. MAHIAS	18.874	12	91	L. HASLAM	24.191	12	55	A. LOCATELLI	21.979	12	55	A. LOCATELLI	23.164
13	55	A. LOCATELLI	18.885	13	5	P. OETTL	24.217	13	5	P. OETTL	22.033	13	76	L. BAZ	23.170
14	97	X. VIERGE	18.914	14	44	L. MAHIAS	24.301	14	95	T. MACKENZIE	22.142	14	44	L. MAHIAS	23.218
15	95	T. MACKENZIE	18.940	15	97	X. VIERGE	24.307	15	37	I. MYKHALCHYK	22.149	15	3	K. NOZANE	23.267
16	37	I. MYKHALCHYK	18.969	16	95	T. MACKENZIE	24.363	16	97	X. VIERGE	22.151	16	37	I. MYKHALCHYK	23.313
17	2	R. TAMBURINI	18.999	17	37	I. MYKHALCHYK	24.378	17	36	L. MERCADO	22.176	17	5	P. OETTL	23.330
18	10	P. HICKMAN	19.046	18	23	C. PONSSON	24.452	18	29	L. BERNARDI	22.191	18	50	E. LAVERTY	23.374
19	91	L. HASLAM	19.049	19	35	H. SYHRIN	24.475	19	50	E. LAVERTY	22.194	19	91	L. HASLAM	23.388
20	36	L. MERCADO	19.069	20	10	P. HICKMAN	24.482	20	91	L. HASLAM	22.220	20	29	L. BERNARDI	23.421
21	50	E. LAVERTY	19.097	21	29	L. BERNARDI	24.490	21	2	R. TAMBURINI	22.305	21	35	H. SYHRIN	23.434
22	35	H. SYHRIN	19.098	22	2	R. TAMBURINI	24.559	22	23	C. PONSSON	22.305	22	36	L. MERCADO	23.472
23	29	L. BERNARDI	19.112	23	36	L. MERCADO	24.576	23	10	P. HICKMAN	22.335	23	2	R. TAMBURINI	23.500
24	3	K. NOZANE	19.130	24	3	K. NOZANE	24.650	24	35	H. SYHRIN	22.341	24	23	C. PONSSON	23.510
25	23	C. PONSSON	19.180	25	52	D. KONIG	24.682	25	3	K. NOZANE	22.363	25	52	D. KONIG	23.634
26	52	D. KONIG	19.250	26	50	E. LAVERTY	24.691	26	52	D. KONIG	22.563	26	10	P. HICKMAN	23.692

16/07/2022

These data/results cannot be reproduced, stored and/or transmitted in whole or in part by any manner of electronic, mechanical, photocopying, recording, broadcasting or otherwise now known or herein after developed without the previous express consent by the copyright owner, except for reproduction in daily press and regular printed publications on sale to the public within 60 days of the event related to those data/results and always provided that copyright symbol appears together as follows below.

© DORNA WSBK ORGANIZATION Srl 2022



Donington Park 4.023 m

Prosecco DOC UK Round, 15-17 July 2022 Chronological Analysis Race 1

Start at 14:00'09.785

1 / 6

1° 1.T. RAZGATLIOGLU [1'27.285]							
Lap	Seg1	Seg2	Seg3	Seg4	Lap Time	km/h	Local Time
1		24.236	22.202	22.925	1'31.029	260,6	14:01'40.814
2	18.841	24.033	21.920	22.956	1'27.750	265,1	14:03'08.564
3	18.820	23.959	21.864	22.853	1'27.496	265,8	14:04'36.060
4	18.697	23.975	21.808	22.905	1'27.385	263,8	14:06'03.445
5	18.787	23.960	21.824	22.834	1'27.405	265,1	14:07'30.850
6	18.666	23.840	21.868	22.911	1'27.285	265,8	14:08'58.135
7	18.719	23.986	21.833	22.978	1'27.516	264,5	14:10'25.651
8	18.706	23.944	21.800	22.890	1'27.340	264,5	14:11'52.991
9	18.706	24.004	21.935	22.958	1'27.603	263,8	14:13'20.594
10	18.711	23.964	21.966	22.937	1'27.578	263,8	14:14'48.172
11	18.759	23.986	21.972	23.026	1'27.743	263,2	14:16'15.915
12	18.833	24.015	21.892	23.030	1'27.770	264,5	14:17'43.685
13	18.816	24.054	22.057	23.037	1'27.964	263,8	14:19'11.649
14	18.833	24.030	22.027	23.001	1'27.891	263,2	14:20'39.540
15	18.793	24.109	22.024	23.066	1'27.992	262,5	14:22'07.532
16	18.781	24.024	21.982	23.050	1'27.837	263,2	14:23'35.369
17	18.868	24.093	22.012	23.146	1'28.119	262,5	14:25'03.488
18	18.947	24.194	22.112	23.160	1'28.413	263,2	14:26'31.901
19	18.896	24.225	21.935	23.042	1'28.098	265,1	14:27'59.999
20	18.923	24.176	22.128	23.154	1'28.381	263,8	14:29'28.380
21	19.022	24.291	22.124	23.154	1'28.591	263,8	14:30'56.971
22	19.102	24.433	22.420	23.363	1'29.318	261,9	14:32'26.289
23	19.104	24.502	22.482	24.362	1'30.450		

Race Time 33'46.954

10	18.803	24.171	21.990	23.134	1'28.098	269,8	14:14'54.489
11	18.833	24.327	22.017	23.084	1'28.261	269,8	14:16'22.750
12	18.881	24.262	21.919	23.050	1'28.112	270,5	14:17'50.862
13	18.843	24.526	21.998	23.037	1'28.404	269,8	14:19'19.266
14	18.812	24.216	21.868	23.021	1'27.917	269,1	14:20'47.183
15	18.918	24.200	21.955	23.350	1'28.423	268,4	14:22'15.606
16	18.987	24.320	22.071	23.209	1'28.587	268,4	14:23'44.193
17	18.889	24.243	22.001	23.154	1'28.287	269,1	14:25'12.480
18	18.892	24.351	21.993	23.160	1'28.396	268,4	14:26'40.876
19	18.997	24.480	22.071	23.479	1'29.027	269,1	14:28'09.903
20	19.015	24.434	22.191	23.407	1'29.047	271,8	14:29'38.950
21	19.338	24.501	22.166	23.108	1'29.113	265,1	14:31'08.063
22	19.002	24.531	22.193	23.256	1'28.982	266,4	14:32'37.045
23	19.069	24.449	22.408	23.267	1'29.193	264,5	14:34'06.238

Race Time 33'56.453

2° 65 J. REA [1'27.263]							
Lap	Seg1	Seg2	Seg3	Seg4	Lap Time	km/h	Local Time
1		24.265	22.514	23.597	1'32.173	267,8	14:01'41.958
2	18.772	24.112	21.714	22.911	1'27.509	272,5	14:03'09.467
3	18.946	24.427	21.709	22.949	1'28.031	273,2	14:04'37.498
4	18.685	23.908	21.743	22.927	1'27.263	271,1	14:06'04.761
5	18.706	24.054	22.149	22.920	1'27.829	272,5	14:07'32.590
6	18.708	24.004	21.709	22.903	1'27.324	272,5	14:08'59.914
7	18.718	24.128	21.703	23.225	1'27.774	272,5	14:10'27.688
8	18.835	24.107	21.821	23.196	1'27.959	272,5	14:11'55.647
9	18.721	24.132	22.060	22.871	1'27.784	268,4	14:13'23.431
10	18.868	24.164	22.059	22.954	1'28.045	265,8	14:14'51.476
11	18.810	24.252	21.931	22.955	1'27.948	265,1	14:16'19.424
12	18.910	24.223	22.135	23.106	1'28.374	266,4	14:17'47.798
13	18.909	24.150	22.088	22.958	1'28.105	265,8	14:19'15.903
14	18.854	24.142	22.140	23.328	1'28.464	267,8	14:20'44.367
15	18.924	24.177	22.040	23.126	1'28.267	269,8	14:22'12.634
16	18.861	24.257	22.064	22.982	1'28.164	265,8	14:23'40.798
17	18.991	24.330	22.069	23.138	1'28.528	265,8	14:25'09.326
18	19.046	24.486	22.167	23.100	1'28.799	265,8	14:26'38.125
19	19.023	24.304	22.161	23.117	1'28.605	265,1	14:28'06.730
20	18.969	24.338	22.243	23.033	1'28.583	265,8	14:29'35.313
21	19.041	24.610	22.232	23.152	1'29.035	265,1	14:31'04.348
22	19.065	24.619	22.301	23.219	1'29.204	263,2	14:32'33.552
23	19.203	24.597	22.430	23.354	1'29.584	263,8	14:34'03.136

Race Time 33'53.351

4° 45 S. REDDING [1'27.809]							
Lap	Seg1	Seg2	Seg3	Seg4	Lap Time	km/h	Local Time
1		24.559	21.954	23.401	1'32.409	271,8	14:01'42.194
2	18.888	24.163	21.854	23.151	1'28.056	271,1	14:03'10.250
3	18.885	24.315	21.848	23.082	1'28.130	267,1	14:04'38.380
4	18.749	24.099	21.892	23.069	1'27.809	271,8	14:06'06.189
5	18.840	24.193	21.813	23.107	1'27.953	269,1	14:07'34.142
6	18.880	24.275	21.932	23.079	1'28.166	273,2	14:09'02.308
7	18.740	24.169	21.937	22.973	1'27.819	267,1	14:10'30.127
8	18.738	24.259	21.897	23.055	1'27.949	268,4	14:11'58.076
9	18.695	24.167	21.912	23.110	1'27.884	267,1	14:13'25.960
10	18.712	24.275	22.075	23.084	1'28.146	267,8	14:14'54.106
11	18.752	24.287	21.906	22.942	1'27.887	266,4	14:16'21.993
12	18.739	24.389	21.926	22.992	1'28.046	267,1	14:17'50.039
13	18.815	24.416	21.994	22.938	1'28.163	267,1	14:19'18.202
14	18.877	24.340	21.933	23.047	1'28.197	267,1	14:20'46.399
15	18.845	24.379	21.994	23.041	1'28.259	266,4	14:22'14.658
16	18.843	24.353	22.070	23.109	1'28.375	267,8	14:23'43.033
17	18.893	24.400	22.173	23.181	1'28.647	265,8	14:25'11.680
18	18.970	24.372	22.113	23.439	1'28.894	268,4	14:26'40.574
19	18.903	24.664	22.161	23.264	1'28.992	267,1	14:28'09.566
20	19.089	24.537	22.418	23.403	1'29.447	267,1	14:29'39.013
21	19.433	24.606	22.288	23.405	1'29.732	269,1	14:31'08.745
22	19.053	24.831	22.362	23.396	1'29.642	265,8	14:32'38.387
23	19.177	24.901	22.427	23.362	1'29.867	264,5	14:34'08.254

Race Time 33'58.469

3° 22 A. LOWES [1'27.442]							
Lap	Seg1	Seg2	Seg3	Seg4	Lap Time	km/h	Local Time
1		24.261	22.323	23.274	1'31.808	271,8	14:01'41.593
2	18.725	24.062	21.766	22.889	1'27.442	271,8	14:03'09.035
3	19.255	24.157	21.929	23.416	1'28.757	270,5	14:04'37.792
4	18.822	24.056	21.883	23.001	1'27.762	272,5	14:06'05.554
5	18.970	24.228	22.087	23.084	1'28.369	269,1	14:07'33.923
6	18.982	24.225	22.235	23.183	1'28.625	269,8	14:09'02.548
7	18.851	24.176	22.009	23.103	1'28.139	271,1	14:10'30.687
8	18.862	24.225	21.939	22.920	1'27.946	271,8	14:11'58.633
9	18.754	24.117	21.929	22.958	1'27.758	269,8	14:13'26.391

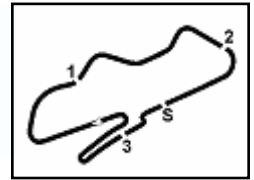
5° 47 A. BASSANI [1'27.961]							
Lap	Seg1	Seg2	Seg3	Seg4	Lap Time	km/h	Local Time
1		24.531	21.905	23.520	1'32.753	271,8	14:01'42.538
2	19.042	24.193	21.984	22.937	1'28.156	273,9	14:03'10.694
3	18.898	24.183	21.796	23.166	1'28.043	273,2	14:04'38.737
4	19.012	23.996	21.875	23.078	1'27.961	272,5	14:06'06.698
5	18.874	24.175	21.867	23.207	1'28.123	272,5	14:07'34.821
6	18.925	24.144	21.885	23.330	1'28.284	274,6	14:09'03.105
7	18.970	24.130	21.831	23.293	1'28.224	271,1	14:10'31.329
8	19.085	24.209	21.873	23.113	1'28.280	273,9	14:11'59.609
9	18.957	24.182	21.983	23.188	1'28.310	272,5	14:13'27.919
10	19.012	24.258	21.983	23.242	1'28.495	273,2	14:14'56.414
11	18.979	24.551	22.080	23.098	1'28.708	272,5	14:16'25.122
12	18.939	24.134	21.896	23.054	1'28.023	269,1	14:17'53.145
13	19.028	24.281	21.942	23.053	1'28.304	271,1	14:19'21.449
14	19.092	24.273	21.963	23.035	1'28.363	269,1	14:20'49.812
15	19.102	24.226	21.864	23.289	1'28.481	269,1	14:22'18.293
16	19.166	24.384	21.893	23.270	1'28.713	271,1	14:23'47.006
17	19.174	24.610	22.063	23.277	1'29.124	268,4	14:25'16.130
18	19.173	24.499	22.079	23.478	1'29.229	270,5	14:26'45.359
19	19.101	24.576	22.014	23.026	1'28.717	269,8	14:28'14.076
20	19.131	24.454	21.977	23.024	1'28.586	271,8	14:29'42.662

16/07/2022

P = Pits In/Out - C = Lap Time Cancelled

These data/results cannot be reproduced, stored and/or transmitted in whole or in part by any manner of electronic, mechanical, photocopying, recording, broadcasting or otherwise now known or herein after developed without the previous express consent by the copyright owner, except for reproduction in daily press and regular printed publications on sale to the public within 60 days of the event related to those data/results and always provided that copyright symbol appears together as follows below.

© DORNA WSBK ORGANIZATION Srl 2022



Prosecco DOC UK Round, 15-17 July 2022 Chronological Analysis Race 1

Start at 14:00'09.785

2 / 6

21	19.087	24.409	21.969	23.200	1'28.665	268,4	14:31'11.327	6	18.860	24.128	22.024	23.298	1'28.310	268,4	14:09'02.921
22	19.340	24.435	22.037	23.181	1'28.993	269,1	14:32'40.320	7	18.879	24.089	21.939	23.305	1'28.212	269,8	14:10'31.133
23	19.251	24.509	22.179	23.300	1'29.239	268,4	14:34'09.559	8	18.974	24.102	21.870	23.313	1'28.259	269,8	14:11'59.392

Race Time 33'59.774

6° 21 M. RINALDI (1'28.121)							
Lap	Seg.1	Seg.2	Seg.3	Seg.4	Lap Time	km/h	Local Time
1		24.321	22.081	23.906	1'32.711	275,3	14:01'42.496
2	18.917	24.198	22.375	23.298	1'28.788	271,1	14:03'11.284
3	19.033	24.152	22.117	23.148	1'28.450	271,8	14:04'39.734
4	18.935	24.108	22.099	23.164	1'28.306	273,2	14:06'08.040
5	18.775	24.133	22.225	23.131	1'28.264	272,5	14:07'36.304
6	18.860	24.016	22.115	23.130	1'28.121	273,9	14:09'04.425
7	18.909	24.014	22.158	23.199	1'28.280	272,5	14:10'32.705
8	18.975	24.097	21.990	23.096	1'28.158	273,9	14:12'00.863
9	18.846	24.132	22.126	23.178	1'28.282	274,6	14:13'29.145
10	18.922	24.104	22.135	23.168	1'28.329	274,6	14:14'57.474
11	18.888	24.195	22.159	23.252	1'28.494	273,2	14:16'25.968
12	18.889	24.242	22.047	23.359	1'28.537	273,9	14:17'54.505
13	18.844	24.199	22.088	23.240	1'28.371	273,2	14:19'22.876
14	18.795	24.317	21.938	23.267	1'28.317	276,0	14:20'51.193
15	18.908	24.142	22.131	23.284	1'28.465	272,5	14:22'19.658
16	18.835	24.271	22.043	23.403	1'28.552	273,9	14:23'48.210
17	18.876	24.257	22.133	23.199	1'28.465	273,2	14:25'16.675
18	18.886	24.469	22.136	23.420	1'28.911	276,0	14:26'45.586
19	18.975	24.684	22.159	23.470	1'29.288	273,2	14:28'14.874
20	18.867	24.236	22.128	23.300	1'28.531	275,3	14:29'43.405
21	18.933	24.255	22.337	23.468	1'28.993	274,6	14:31'12.398
22	18.852	24.274	22.352	23.552	1'29.030	270,5	14:32'41.428
23	18.998	24.571	22.661	23.563	1'29.793	269,8	14:34'11.221

Race Time 34'01.436

7° 31 G. GERLOFF (1'28.126)							
Lap	Seg.1	Seg.2	Seg.3	Seg.4	Lap Time	km/h	Local Time
1		24.944	22.106	23.307	1'32.979	270,5	14:01'42.764
2	19.104	24.269	22.158	23.181	1'28.712	271,8	14:03'11.476
3	18.916	24.332	22.086	23.210	1'28.544	269,8	14:04'40.020
4	18.865	24.335	21.923	23.211	1'28.334	269,8	14:06'08.354
5	18.716	24.189	22.044	23.177	1'28.126	269,8	14:07'36.480
6	18.776	24.279	22.575	23.162	1'28.792	269,1	14:09'05.272
7	18.860	24.073	22.052	23.190	1'28.175	268,4	14:10'33.447
8	18.871	24.172	21.919	23.277	1'28.239	268,4	14:12'01.686
9	18.968	24.139	22.147	23.117	1'28.371	266,4	14:13'30.057
10	18.771	24.125	22.043	23.221	1'28.160	267,1	14:14'58.217
11	18.850	24.287	22.009	23.181	1'28.327	266,4	14:16'26.544
12	18.898	24.217	22.126	23.104	1'28.345	269,1	14:17'54.889
13	18.854	24.338	22.147	23.210	1'28.549	269,1	14:19'23.438
14	18.864	24.267	22.184	23.376	1'28.691	268,4	14:20'52.129
15	18.877	24.257	22.115	23.300	1'28.549	266,4	14:22'20.678
16	19.052	24.646	22.290	23.299	1'29.287	265,8	14:23'49.965
17	18.987	24.269	22.069	23.228	1'28.553	267,1	14:25'18.518
18	19.012	24.290	22.165	23.504	1'28.971	266,4	14:26'47.489
19	19.009	24.399	22.151	23.083	1'28.642	265,8	14:28'16.131
20	18.906	24.232	22.267	23.189	1'28.594	267,8	14:29'44.725
21	19.053	24.532	22.379	23.510	1'29.474	267,1	14:31'14.199
22	19.016	24.757	22.492	23.534	1'29.799	263,8	14:32'43.998
23	19.124	24.925	22.525	23.294	1'29.868	265,8	14:34'13.866

Race Time 34'04.081

8° 71 I. LECUONA (1'27.915)							
Lap	Seg.1	Seg.2	Seg.3	Seg.4	Lap Time	km/h	Local Time
1		24.569	21.992	23.225	1'32.104	274,6	14:01'41.889
2	19.100	24.088	21.828	23.154	1'28.170	272,5	14:03'10.059
3	18.995	24.182	21.833	23.048	1'28.058	271,1	14:04'38.117
4	18.876	24.020	21.829	23.190	1'27.915	271,1	14:06'06.032
5	18.902	24.550	21.893	23.234	1'28.579	267,8	14:07'34.611

16/07/2022 P = Pits In/Out - C = Lap Time Cancelled

These data/results cannot be reproduced, stored and/or transmitted in whole or in part by any manner of electronic, mechanical, photocopying, recording, broadcasting or otherwise now known or herein after developed without the previous express consent by the copyright owner, except for reproduction in daily press and regular printed publications on sale to the public within 60 days of the event related to those data/results and always provided that copyright symbol appears together as follows below.

© DORNA WSBK ORGANIZATION Srl 2022

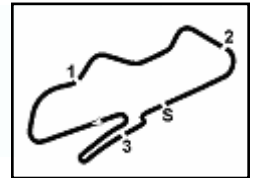
10	19.023	24.226	22.050	23.239	1'28.538	268,4	14:14'56.228	9	18.978	24.155	22.008	23.157	1'28.298	269,1	14:13'27.690
11	18.965	24.584	22.433	23.346	1'29.328	268,4	14:16'25.556	10	19.023	24.226	22.050	23.239	1'28.538	268,4	14:14'56.228
12	19.020	24.280	21.951	23.207	1'28.458	269,8	14:17'54.014	11	18.965	24.584	22.433	23.346	1'29.328	268,4	14:16'25.556
13	19.002	24.190	22.109	23.150	1'28.451	269,1	14:19'22.465	12	19.020	24.280	21.951	23.207	1'28.458	269,8	14:17'54.014
14	19.058	24.261	22.253	23.378	1'28.950	267,1	14:20'51.415	13	19.002	24.190	22.109	23.150	1'28.451	269,1	14:19'22.465
15	19.013	24.305	22.057	23.392	1'28.767	271,8	14:22'20.182	14	19.058	24.261	22.253	23.378	1'28.950	267,1	14:20'51.415
16	19.008	24.427	21.900	23.371	1'28.706	269,1	14:23'48.888	15	19.013	24.305	22.057	23.392	1'28.767	271,8	14:22'20.182
17	19.021	24.373	22.155	23.202	1'28.751	267,8	14:25'17.639	16	19.008	24.427	21.900	23.371	1'28.706	269,1	14:23'48.888
18	19.091	24.445	22.147	23.319	1'29.002	271,8	14:26'46.641	17	19.021	24.373	22.155	23.202	1'28.751	267,8	14:25'17.639
19	19.038	24.477	22.130	23.184	1'28.829	268,4	14:28'15.470	18	19.091	24.445	22.147	23.319	1'29.002	271,8	14:26'46.641
20	19.093	24.431	22.177	23.317	1'29.018	267,8	14:29'44.888	19	19.038	24.477	22.130	23.184	1'28.829	268,4	14:28'15.470
21	19.199	24.434	22.339	23.369	1'29.341	267,1	14:31'13.829	20	19.093	24.431	22.177	23.317	1'29.018	267,8	14:29'44.888
22	19.226	24.738	22.489	23.522	1'29.975	267,1	14:32'43.804	21	19.199	24.434	22.339	23.369	1'29.341	267,1	14:31'13.829
23	19.252	24.848	22.597	23.676	1'30.373	267,1	14:34'14.177	22	19.226	24.738	22.489	23.522	1'29.975	267,1	14:32'43.804

Race Time 34'04.392

9° 76 L. BAZ (1'28.385)							
Lap	Seg.1	Seg.2	Seg.3	Seg.4	Lap Time	km/h	Local Time
1		24.849	22.180	23.342	1'33.687	264,5	14:01'43.472
2	19.029	24.342	21.908	23.378	1'28.657	271,8	14:03'12.129
3	19.047	24.198	22.072	23.353	1'28.670	270,5	14:04'40.799
4	18.909	24.261	22.132	23.291	1'28.593	269,8	14:06'09.392
5	18.901	24.166	22.173	23.211	1'28.451	270,5	14:07'37.843
6	18.857	24.378	22.079	23.301	1'28.615	267,8	14:09'06.458
7	18.849	24.200	22.034	23.302	1'28.385	270,5	14:10'34.843
8	18.936	24.268	22.039	23.458	1'28.701	269,8	14:12'03.544
9	18.892	24.425	22.156	23.226	1'28.699	269,8	14:13'32.243
10	18.875	24.202	22.051	23.425	1'28.553	269,8	14:15'00.796
11	18.918	24.374	22.060	23.409	1'28.761	269,8	14:16'29.557
12	18.904	24.634	22.079	23.196	1'28.813	267,1	14:17'58.370
13	19.052	24.404	22.106	23.170	1'28.732	265,8	14:19'27.102
14	18.974	24.392	22.133	23.234	1'28.733	265,1	14:20'55.835
15	18.992	24.430	22.212	23.310	1'28.944	264,5	14:22'24.779
16	19.020	24.495	22.324	23.352	1'29.191	262,5	14:23'53.970
17	19.037	24.517	22.246	23.255	1'29.055	265,1	14:25'23.025
18	19.106	24.585	22.205	23.389	1'29.285	267,8	14:26'52.310
19	19.126	24.524	22.246	23.297	1'29.193	267,1	14:28'21.503
20	19.082	24.710	22.343	23.322	1'29.457	265,1	14:29'50.960
21	19.088	24.599	22.416	23.302	1'29.405	265,1	14:31'20.365
22	19.250	24.921	22.599	23.617	1'30.387	264,5	14:32'50.752
23	19.238	25.148	22.667	23.837	1'30.890	263,2	14:34'21.642

Race Time 34'11.857

10° 55 A. LOCATELLI (1'28.360)							
Lap	Seg.1	Seg.2	Seg.3	Seg.4	Lap Time	km/h	Local Time
1		24.734	22.220	23.412	1'33.329	265,1	14:01'43.114
2	19.089	24.275	21.979	23.349	1'28.692	270,5	14:03'11.806
3	18.964	24.284	22.052	23.312	1'28.612	269,1	14:04'40.418
4	19.024	24.240	22				



Prosecco DOC UK Round, 15-17 July 2022

Chronological Analysis Race 1

Start at 14:00'09.785

3 / 6

17	19.140	24.337	23.826	23.522	1'30.825	263,2	14:25'26.639	2	19.251	24.645	22.222	23.138	1'29.256	271,8	14:03'14.394	
18	19.233	24.599	22.379	23.460	1'29.671	265,1	14:26'56.310	3	19.059	24.363	22.235	23.126	1'28.783	270,5	14:04'43.177	
19	19.240	24.633	22.386	23.462	1'29.721	267,1	14:28'26.031	4	19.028	24.322	22.445	23.218	1'29.013	272,5	14:06'12.190	
20	19.157	24.372	22.673	23.429	1'29.631	267,1	14:29'55.662	5	19.079	24.491	22.330	23.459	1'29.359	271,1	14:07'41.549	
21	19.203	24.659	22.412	23.396	1'29.670	263,2	14:31'25.332	6	19.412	24.502	22.291	23.404	1'29.609	272,5	14:09'11.158	
22	19.297	24.703	22.498	23.371	1'29.869	265,1	14:32'55.201	7	19.015	24.525	22.332	23.399	1'29.271	268,4	14:10'40.429	
23	19.213	24.672	22.606	23.545	1'30.036	260,0	14:34'25.237	8	18.948	24.574	22.379	23.190	1'29.091	275,3	14:12'09.520	
									9	19.021	24.533	22.484	23.213	1'29.251	266,4	14:13'38.771
									10	18.980	24.332	22.151	23.144	1'28.607	271,1	14:15'07.378
									11	19.094	24.307	22.283	23.179	1'28.863	269,1	14:16'36.241
									12	19.023	24.384	22.277	23.232	1'28.916	269,8	14:18'05.157
									13	19.062	24.425	22.268	23.257	1'29.012	268,4	14:19'34.169
									14	18.986	24.463	22.313	23.378	1'29.140	266,4	14:21'03.309
									15	18.914	24.442	22.408	23.517	1'29.281	268,4	14:22'32.590
									16	19.152	24.502	22.506	23.331	1'29.491	270,5	14:24'02.081
									17	19.038	24.492	22.375	23.298	1'29.203	270,5	14:25'31.284
									18	19.152	24.558	22.298	23.349	1'29.357	271,1	14:27'00.641
									19	19.191	24.576	22.495	23.567	1'29.829	270,5	14:28'30.470
									20	19.300	24.903	22.762	23.450	1'30.415	263,2	14:30'00.885
									21	19.280	24.628	22.497	23.550	1'29.955	268,4	14:31'30.840
									22	19.315	24.597	22.441	23.402	1'29.755	271,8	14:33'00.595
									23	19.101	24.632	22.479	23.579	1'29.791	271,1	14:34'30.386
									Race Time 34'15.452							

11° 5 P. OETTL (1'28.684)

Lap	Seg1	Seg2	Seg3	Seg4	Lap Time	km/h	Local Time								
1		25.143	22.467	23.953	1'35.405	250,9	14:01'45.190								
2	19.349	24.735	22.044	23.375	1'29.503	271,8	14:03'14.693								
3	18.908	24.440	22.168	23.353	1'28.869	270,5	14:04'43.562								
4	18.957	24.217	22.260	23.369	1'28.803	271,1	14:06'12.365								
5	19.060	24.468	22.290	23.481	1'29.299	270,5	14:07'41.664								
6	19.018	24.430	22.295	23.345	1'29.088	267,8	14:09'10.752								
7	18.991	24.445	22.033	23.395	1'28.864	273,9	14:10'39.616								
8	18.888	24.381	22.080	23.410	1'28.759	273,2	14:12'08.375								
9	18.779	24.378	22.045	23.482	1'28.684	272,5	14:13'37.059								
10	18.844	24.458	22.062	23.445	1'28.809	271,1	14:15'05.868								
11	18.933	24.442	22.105	23.462	1'28.942	270,5	14:16'34.810								
12	18.941	24.436	22.128	23.348	1'28.853	271,1	14:18'03.663								
13	18.929	24.454	22.058	23.462	1'28.903	273,9	14:19'32.566								
14	18.893	24.642	22.187	23.548	1'29.270	261,9	14:21'01.836								
15	18.908	24.531	22.149	23.694	1'29.282	266,4	14:22'31.118								
16	18.954	24.693	22.094	23.568	1'29.309	270,5	14:24'00.427								
17	19.021	24.708	22.181	23.353	1'29.263	271,8	14:25'29.690								
18	19.372	24.827	22.126	23.330	1'29.655	271,8	14:26'59.345								
19	19.020	24.430	22.229	23.553	1'29.232	271,8	14:28'28.577								
20	19.051	24.644	22.168	23.481	1'29.344	271,1	14:29'57.921								
21	19.088	24.647	22.226	23.789	1'29.750	269,8	14:31'27.671								
22	19.261	24.784	22.450	23.658	1'30.153	268,4	14:32'57.824								
23	19.226	24.894	22.483	23.779	1'30.382	267,8	14:34'28.206								
									Race Time 34'18.421						

14° 95 T. MACKENZIE (1'28.818)

Lap	Seg1	Seg2	Seg3	Seg4	Lap Time	km/h	Local Time								
1			24.892	22.221	23.629	1'33.864	269,1	14:01'43.649							
2	19.046	24.395	22.142	23.366	1'28.949	267,1	14:03'12.598								
3	19.001	24.363	22.244	23.338	1'28.946	266,4	14:04'41.544								
4	18.940	24.546	22.151	23.303	1'28.940	263,8	14:06'10.484								
5	19.085	24.501	22.173	23.269	1'29.028	263,2	14:07'39.512								
6	19.068	24.514	22.200	23.383	1'29.165	261,9	14:09'08.677								
7	19.049	24.467	22.272	23.252	1'29.040	261,3	14:10'37.717								
8	19.093	24.503	22.152	23.235	1'28.983	261,9	14:12'06.700								
9	19.032	24.420	22.149	23.256	1'28.857	263,2	14:13'35.557								
10	19.006	24.526	22.190	23.445	1'29.167	261,9	14:15'04.724								
11	19.017	24.467	22.348	23.162	1'28.994	260,0	14:16'33.718								
12	19.066	24.401	22.197	23.154	1'28.818	260,6	14:18'02.536								
13	19.085	24.504	22.397	23.369	1'29.355	260,0	14:19'31.891								
14	19.130	24.559	22.308	23.154	1'29.151	257,5	14:21'01.042								
15	19.132	24.458	22.414	23.592	1'29.596	260,6	14:22'30.638								
16	19.165	24.621	22.332	23.559	1'29.677	259,4	14:24'00.315								
17	19.375	24.698	22.322	23.453	1'29.848	261,9	14:25'30.163								
18	19.274	24.727	22.309	23.468	1'29.778	261,9	14:26'59.941								
19	19.249	24.716	22.538	23.470	1'29.973	262,5	14:28'29.914								
20	19.274	25.263	22.643	23.665	1'30.845	263,2	14:30'00.759								
21	19.597	24.666	22.492	23.615	1'30.370	263,2	14:31'31.129								
22	19.304	24.692	22.504	23.618	1'30.118	263,8	14:33'01.247								
23	19.248	24.856	22.664	23.594	1'30.362	259,4	14:34'31.609								
									Race Time 34'21.824						

12° 44 L. MAHIAS (1'28.663)

Lap	Seg1	Seg2	Seg3	Seg4	Lap Time	km/h	Local Time								
1		24.911	22.251	23.631	1'34.330	258,1	14:01'44.115								
2	18.990	24.485	22.059	23.624	1'29.158	261,9	14:03'13.273								
3	18.935	24.484	22.066	23.555	1'29.040	260,6	14:04'42.313								
4	19.025	24.407	22.535	23.495	1'29.462	268,4	14:06'11.775								
5	18.913	24.509	22.373	23.458	1'29.253	252,7	14:07'41.028								
6	19.015	24.379	22.050	23.452	1'28.896	261,9	14:09'09.924								
7	18.874	24.301	22.202	23.385	1'28.762	262,5	14:10'38.686								
8	18.951	24.387	21.971	23.467	1'28.776	261,3	14:12'07.462								
9	18.971	24.449	22.127	23.519	1'29.066	261,9	14:13'36.528								
10	19.060	24.445	22.081	23.454	1'29.040	261,9	14:15'05.568								
11	19.001	24.392	22.179	23.415	1'28.987	261,3	14:16'34.555								
12	18.993	24.408	22.044	23.218	1'28.663	262,5	14:18'03.218								
13	18.951	24.500	22.102	23.404	1'28.957	260,6	14:19'32.175								
14	19.058	24.666	22.115	23.350	1'29.189	258,8	14:21'01.364								
15	19.047	24.636	22.196	23.752	1'29.631	259,4	14:22'30.995								
16	19.281	24.704	22.307	23.723	1'30.015	259,4	14:24'01.010								
17	19.036	24.664	22.372	23.622	1'29.694	258,8	14:25'30.704								
18	19.024	24.654	22.255	23.733	1'29.666	261,3	14:27'00.370								
19	18.999	24.779	22.385	23.621	1'29.784	262,5	14:28'30.154								
20	19.121	24.988	22.343	23.536	1'29.988	261,3	14:30'00.142								
21	19.374	24.651	22.387	23.566	1'29.978	255,1	14:31'30.120								
22	19.252	24.761	22.297	23.611	1'29.921	256,3	14:33'00.041								
23	19.219	24.674	22.575	23.744	1'30.212	257,5	14:34'30.253								
									Race Time 34'20.468						

13° 97 X. VIERGE (1'28.607)

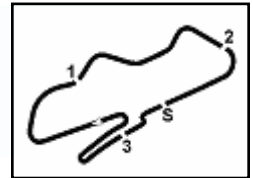
Lap	Seg1	Seg2	Seg3	Seg4	Lap Time	km/h	Local Time
1		25.014	22.416	24.230	1'35.353	266,4	14:01'45.138

15° 91 L. HASLAM (1'29.043)

Lap	Seg1	Seg2	Seg3	Seg4	Lap Time	km/h	Local Time
1		24.965	22.402	23.535	1'34.792	261,3	14:01'44.577
2	19.905	25.390	22.220	23.583	1'31.098	260,6	14:03'15.675
3	19.049	24.478	22.286	23.407	1'29.220	265,8	14:04'44.895
4	19.225	24.331	22.371	23.441	1'29.368	263,2	14:06'14.263
5	19.143	24.353	22.360	23.400	1'29.256	262,5	14:07'43.519
6	19.103	24.191	22.300	23.449	1'29.043	263,8	14:09'12.562
7	19.051	24.396	22.297	23.421	1'29.165	262,5	14:10'41.727
8	19.062	24.254	22.695	23.451	1'29.462	264,5	14:12'11.189
9	19.145	24.447	22.427	23.391	1'29.410	263,8	14:13'40.599
10	19.172	24.300	22.289	23.388	1'29.149	264,5	14:15'09.748
11	19.144	24.370	22.295	23.436	1'29.245	263,2	14:16'38.993
12	19.114	24.501	22.222	23.473	1'29.310	263,8	14:18'08.303

16/07/2022 P = Pits In/Out - C = Lap Time Cancelled

These data/results cannot be reproduced, stored and/or transmitted in whole or in part by any manner of electronic, mechanical, photocopying, recording, broadcasting or otherwise now known or herein after developed without the previous express consent by the copyright owner, except for reproduction in



Prosecco DOC UK Round, 15-17 July 2022

Chronological Analysis Race 1

Start at 14:00'09.785

Race Time 34'39.762

13	19.448	25.010	22.611	23.723	1'30.792	263,2	14:19'39.095
14	19.414	24.764	22.546	23.517	1'30.241	258,8	14:21'09.336
15	19.314	24.536	22.496	23.573	1'29.919	258,8	14:22'39.255
16	19.358	24.653	22.607	23.781	1'30.399	261,3	14:24'09.654
17	19.445	24.676	22.647	23.489	1'30.257	261,3	14:25'39.911
18	19.310	24.719	22.563	23.685	1'30.277	260,6	14:27'10.188
19	19.405	24.666	22.584	23.533	1'30.188	260,6	14:28'40.376
20	19.286	25.203	22.657	23.691	1'30.837	258,8	14:30'11.213
21	19.376	24.672	22.554	23.603	1'30.205	260,0	14:31'41.418
22	19.430	24.743	22.571	23.580	1'30.324	256,9	14:33'11.742
23	19.302	24.578	22.513	23.565	1'29.958	260,0	14:34'41.700

Race Time 34'31.915

16° 37 I. MYKHALCHYK [1'28.908]							
Lap	Seg1	Seg2	Seg3	Seg4	Lap Time	km/h	Local Time
1		24.659	22.188	24.008	1'34.069	268,4	14:01'43.854
2	19.018	24.477	22.159	23.543	1'29.197	267,8	14:03'13.051
3	18.991	24.378	22.162	23.377	1'28.908	267,1	14:04'41.959
4	19.036	24.459	22.149	23.709	1'29.353	271,1	14:06'11.312
5	19.018	24.726	22.448	23.809	1'30.001	268,4	14:07'41.313
6	19.062	24.601	22.216	23.339	1'29.218	269,8	14:09'10.531
7	19.044	24.881	22.203	23.444	1'29.572	267,8	14:10'40.103
8	18.969	24.596	22.254	23.313	1'29.132	269,1	14:12'09.235
9	19.034	24.550	22.393	23.726	1'29.703	267,1	14:13'38.938
10	19.190	24.548	22.357	23.419	1'29.514	265,8	14:15'08.452
11	19.064	24.690	22.371	23.456	1'29.581	267,8	14:16'38.033
12	19.083	24.927	22.396	23.584	1'29.990	264,5	14:18'08.023
13	19.487	25.106	22.547	24.078	1'31.218	261,9	14:19'39.241
14	19.469	24.831	22.526	23.616	1'30.442	261,3	14:21'09.683
15	19.265	24.792	22.407	23.844	1'30.308	265,1	14:22'39.991
16	19.177	24.673	22.407	23.720	1'29.977	263,2	14:24'09.968
17	19.357	24.766	22.492	23.744	1'30.359	260,6	14:25'40.327
18	19.181	24.798	22.401	23.653	1'30.033	263,8	14:27'10.360
19	19.412	24.899	22.450	23.571	1'30.332	262,5	14:28'40.692
20	19.244	25.226	22.632	23.727	1'30.829	258,8	14:30'11.521
21	19.363	24.862	22.576	23.553	1'30.354	265,1	14:31'41.875
22	19.331	24.782	22.485	23.645	1'30.243	265,8	14:33'12.118
23	19.110	24.745	22.311	23.660	1'29.826	267,1	14:34'41.944

Race Time 34'32.159

17° 35 H. SYAHRIN [1'29.470]							
Lap	Seg1	Seg2	Seg3	Seg4	Lap Time	km/h	Local Time
1		25.478	22.598	23.802	1'36.143	258,8	14:01'45.928
2	19.197	25.008	22.443	23.434	1'30.082	272,5	14:03'16.010
3	19.098	24.594	22.361	23.466	1'29.519	271,8	14:04'45.529
4	19.327	24.735	22.484	23.640	1'30.186	265,8	14:06'15.715
5	19.161	24.475	22.407	23.603	1'29.646	266,4	14:07'45.361
6	19.245	24.484	22.345	23.626	1'29.700	263,8	14:09'15.061
7	19.140	24.623	22.653	23.772	1'30.188	263,8	14:10'45.249
8	19.100	24.483	22.341	23.546	1'29.470	264,5	14:12'14.719
9	19.177	24.613	22.477	23.615	1'29.882	262,5	14:13'44.601
10	19.207	24.891	22.485	23.646	1'30.229	261,3	14:15'14.830
11	19.348	24.867	22.607	23.524	1'30.346	262,5	14:16'45.176
12	19.260	24.787	22.458	23.602	1'30.107	262,5	14:18'15.283
13	19.316	24.752	22.543	23.600	1'30.211	258,8	14:19'45.494
14	19.331	24.594	22.528	23.519	1'29.972	263,2	14:21'15.466
15	19.211	24.791	22.721	23.599	1'30.322	258,1	14:22'45.788
16	19.304	24.749	22.546	23.501	1'30.100	260,0	14:24'15.888
17	19.394	24.833	22.418	23.613	1'30.258	261,9	14:25'46.146
18	19.194	24.766	22.555	23.627	1'30.142	262,5	14:27'16.288
19	19.261	24.822	22.622	23.615	1'30.320	262,5	14:28'46.608
20	19.419	24.930	22.678	23.543	1'30.570	258,8	14:30'17.178
21	19.502	25.056	22.821	23.508	1'30.887	256,3	14:31'48.065
22	19.437	24.966	23.361	23.593	1'31.357	248,6	14:33'19.422
23	19.179	24.821	22.573	23.552	1'30.125	257,5	14:34'49.547

16/07/2022 P = Pits In/Out - C = Lap Time Cancelled

These data/results cannot be reproduced, stored and/or transmitted in whole or in part by any manner of electronic, mechanical, photocopying, recording, broadcasting or otherwise now known or herein after developed without the previous express consent by the copyright owner, except for reproduction in daily press and regular printed publications on sale to the public within 60 days of the event related to those data/results and always provided that copyright symbol appears together as follows below.

© DORNA WSBK ORGANIZATION Srl 2022

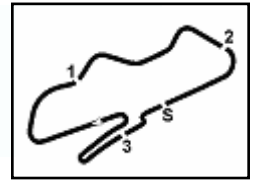
18° 29 L. BERNARDI [1'29.338]							
Lap	Seg1	Seg2	Seg3	Seg4	Lap Time	km/h	Local Time
1		25.741	22.835	24.318	1'37.458	263,8	14:01'47.243
2	19.292	24.784	22.326	23.723	1'30.125	270,5	14:03'17.368
3	19.294	24.594	22.235	23.732	1'29.855	272,5	14:04'47.223
4	19.377	24.769	22.453	23.662	1'30.261	263,2	14:06'17.484
5	19.254	24.536	22.226	23.490	1'29.506	273,2	14:07'46.990
6	19.112	24.490	22.191	23.545	1'29.338	273,2	14:09'16.328
7	19.314	24.591	22.345	23.601	1'29.851	271,8	14:10'46.179
8	19.318	24.700	22.592	23.421	1'30.031	271,1	14:12'16.210
9	19.258	24.514	22.309	23.703	1'29.784	272,5	14:13'45.994
10	19.309	25.049	22.380	23.600	1'30.338	268,4	14:15'16.332
11	19.207	24.764	22.335	23.735	1'30.041	271,8	14:16'46.373
12	19.359	24.696	22.529	23.737	1'30.321	265,1	14:18'16.694
13	19.284	24.657	22.509	23.526	1'29.976	267,8	14:19'46.670
14	19.152	24.685	22.379	23.689	1'29.905	269,1	14:21'16.575
15	19.281	24.627	22.497	23.760	1'30.165	267,8	14:22'46.740
16	19.488	24.868	22.605	23.643	1'30.604	265,8	14:24'17.344
17	19.315	24.850	22.541	23.651	1'30.357	263,2	14:25'47.701
18	19.399	24.825	22.460	23.819	1'30.503	270,5	14:27'18.204
19	19.236	24.831	22.492	23.743	1'30.302	271,8	14:28'48.506
20	19.163	24.720	22.457	23.584	1'29.924	269,8	14:30'18.430
21	19.236	24.625	22.838	23.811	1'30.510	265,1	14:31'48.940
22	19.310	25.044	22.821	23.673	1'30.848	260,6	14:33'19.788
23	19.205	24.980	22.445	23.636	1'30.266	266,4	14:34'50.054

Race Time 34'40.269

19° 3 K. NOZANE [1'29.666]							
Lap	Seg1	Seg2	Seg3	Seg4	Lap Time	km/h	Local Time
1		25.451	22.543	23.790	1'35.731	259,4	14:01'45.516
2	19.295	24.874	22.363	23.360	1'29.892	256,3	14:03'15.408
3	19.157	24.936	22.444	23.455	1'29.992	264,5	14:04'45.400
4	19.335	24.650	22.523	23.305	1'29.813	264,5	14:06'15.213
5	19.176	24.668	22.542	23.307	1'29.693	259,4	14:07'44.906
6	19.130	24.750	22.384	23.455	1'29.719	266,4	14:09'14.625
7	19.136	24.759	22.396	23.375	1'29.666	265,8	14:10'44.291
8	19.257	24.745	22.513	23.277	1'29.792	263,2	14:12'14.083
9	19.239	24.830	22.480	23.524	1'30.073	265,1	14:13'44.156
10	19.212	25.000	22.629	23.371	1'30.212	261,3	14:15'14.368
11	19.293	24.935	22.717	23.401	1'30.346	260,6	14:16'44.714
12	19.328	24.823	22.638	23.504	1'30.293	260,6	14:18'15.007
13	19.216	24.734	22.640	23.408	1'29.998	257,5	14:19'45.005
14	19.210	24.807	22.729	23.267	1'30.013	257,5	14:21'15.018
15	19.217	24.954	22.577	23.369	1'30.117	258,8	14:22'45.135
16	19.297	24.862	22.551	23.459	1'30.169	258,8	14:24'15.304
17	19.332	25.112	22.498	23.406	1'30.348	261,3	14:25'45.652
18	19.234	24.900	22.668	23.480	1'30.282	260,0	14:27'15.934
19	19.278	24.875	23.350	23.610	1'31.113	257,5	14:28'47.047
20	19.236	25.039	22.594	23.421	1'30.290	261,3	14:30'17.337
21	19.475	25.055	22.862	23.623	1'31.015	259,4	14:31'48.352
22	19.289	24.949	24.211	23.884	1'32.333	250,9	14:33'20.685
23	19.325	25.200	22.907	23.401	1'30.833	256,3	14:34'51.518

Race Time 34'41.733

20° 50 E. LAVERTY [1'29.608]							
Lap	Seg1	Seg2	Seg3	Seg4	Lap Time	km/h	Local Time
1		25.091	22.507	23.461	1'35.126	261,9	14:01'44.911
2	19.353	25.254	22.194	23.388	1'30.189	269,8	14:03'15.100
3	19.121	24.691	22.330	23.725	1'29.867	270,5	14:04'44.967
4	19.429	24.698	22.445	23.440	1'30.012	269,8	14:06'14.979
5	19.156	24.779	22.299	23.374	1'29.608	269,1	14:07'44.587
6	19.232	24.821	22.279	23.506	1'29.838	269,8	14:09'14.425
7	19.097	24.822	22.259	23.454	1'29.632	269,8	14:10'44.057
8	19.193	24.769	22.366	23.513			



Donington Park 4.023 m

Prosecco DOC UK Round, 15-17 July 2022

Chronological Analysis Race 1

Start at 14:00'09.785

5 / 6

9	19.302	24.769	22.462	23.556	1'30.089	269,1	14:13'43.987	20	19.133	24.808	22.600	24.012	1'30.553	265,1	14:30'22.207
10	19.319	25.588	22.647	23.679	1'31.233	264,5	14:15'15.220	21	19.429	24.819	22.739	23.925	1'30.912	261,9	14:31'53.119
11	19.294	25.078	22.487	23.634	1'30.493	267,8	14:16'45.713	22	19.459	24.925	22.835	24.299	1'31.518	261,3	14:33'24.637
12	19.322	25.155	22.624	24.123	1'31.224	267,8	14:18'16.937	23	19.522	25.237	23.252	24.645	1'32.656	255,7	14:34'57.293
13	19.395	25.202	22.595	23.760	1'30.952	267,1	14:19'47.889	Race Time 34'47.508							
14	19.341	25.000	22.555	23.672	1'30.568	266,4	14:21'18.457								
15	19.326	25.007	22.543	23.652	1'30.528	267,1	14:22'48.985								
16	19.335	24.937	22.533	23.511	1'30.316	267,1	14:24'19.301								
17	19.173	25.033	22.525	23.589	1'30.320	268,4	14:25'49.621								
18	19.469	24.988	22.596	23.552	1'30.605	268,4	14:27'20.226								
19	19.221	25.041	22.646	23.581	1'30.489	266,4	14:28'50.715								
20	19.194	25.085	22.516	23.565	1'30.360	267,8	14:30'21.075								
21	19.318	24.906	22.562	23.718	1'30.504	266,4	14:31'51.579								
22	19.215	24.945	22.732	23.644	1'30.536	267,1	14:33'22.115								
23	19.234	24.909	22.625	23.843	1'30.611	266,4	14:34'52.726								

Race Time 34'42.941

21° 2 R. TAMBURINI (1'29.643)

Lap	Seg1	Seg2	Seg3	Seg4	Lap Time	km/h	Local Time
1		25.467	23.246	24.078	1'37.121	262,5	14:01'46.906
2	19.296	24.602	22.452	23.739	1'30.089	260,6	14:03'16.995
3	19.263	24.562	22.305	23.768	1'29.898	267,8	14:04'46.893
4	18.999	24.699	22.445	23.500	1'29.643	269,1	14:06'16.536
5	19.212	24.569	22.470	23.513	1'29.764	265,8	14:07'46.300
6	19.201	24.559	22.357	23.600	1'29.717	265,8	14:09'16.017
7	19.213	24.687	22.415	23.645	1'29.960	267,1	14:10'45.977
8	19.228	24.709	22.978	23.920	1'30.835	268,4	14:12'16.812
9	19.296	24.724	22.509	23.500	1'30.029	265,1	14:13'46.841
10	19.301	24.686	22.555	23.631	1'30.173	267,1	14:15'17.014
11	19.288	24.746	22.510	23.597	1'30.141	267,8	14:16'47.155
12	19.268	24.659	22.499	23.729	1'30.155	267,8	14:18'17.310
13	19.424	24.995	22.596	23.773	1'30.788	264,5	14:19'48.098
14	19.313	24.975	22.492	23.745	1'30.525	265,8	14:21'18.623
15	19.363	24.989	22.416	23.891	1'30.659	266,4	14:22'49.282
16	19.288	24.885	22.433	23.734	1'30.340	269,8	14:24'19.622
17	19.340	24.847	22.491	23.698	1'30.376	265,8	14:25'49.998
18	19.330	25.047	22.598	23.702	1'30.677	267,1	14:27'20.675
19	19.233	24.890	22.523	23.661	1'30.307	267,1	14:28'50.982
20	19.237	24.999	22.551	23.642	1'30.429	267,1	14:30'21.411
21	19.267	24.926	22.554	23.756	1'30.503	267,1	14:31'51.914
22	19.316	24.846	22.704	23.698	1'30.564	265,1	14:33'22.478
23	19.248	24.828	22.605	23.652	1'30.333	267,1	14:34'52.811

Race Time 34'43.026

22° 10 P. HICKMAN (1'29.700)

Lap	Seg1	Seg2	Seg3	Seg4	Lap Time	km/h	Local Time
1		25.579	22.652	24.102	1'36.868	267,8	14:01'46.653
2	19.079	24.677	22.562	23.817	1'30.135	260,0	14:03'16.788
3	19.137	24.545	22.372	24.276	1'30.330	263,2	14:04'47.118
4	19.394	24.624	22.472	23.760	1'30.250	263,2	14:06'17.368
5	19.525	24.615	22.515	24.135	1'30.790	263,8	14:07'48.158
6	19.169	24.572	22.467	23.858	1'30.066	266,4	14:09'18.224
7	19.046	24.545	22.477	23.899	1'29.967	265,8	14:10'48.191
8	19.207	24.850	22.712	23.907	1'30.676	261,3	14:12'18.867
9	19.120	24.531	22.457	23.859	1'29.967	263,2	14:13'48.834
10	19.258	24.817	22.335	23.800	1'30.210	264,5	14:15'19.044
11	19.046	24.574	22.388	23.692	1'29.700	263,8	14:16'48.744
12	19.123	24.482	22.375	23.795	1'29.775	263,8	14:18'18.519
13	19.157	24.499	22.450	23.898	1'30.004	262,5	14:19'48.523
14	19.301	24.830	22.465	23.979	1'30.575	263,8	14:21'19.098
15	19.229	24.864	22.440	24.155	1'30.688	262,5	14:22'49.786
16	19.250	24.678	22.440	24.133	1'30.501	265,1	14:24'20.287
17	19.455	24.695	22.488	24.049	1'30.687	263,2	14:25'50.974
18	19.351	24.725	22.439	23.856	1'30.371	262,5	14:27'21.345
19	19.153	24.602	22.467	24.087	1'30.309	263,8	14:28'51.654

16/07/2022 P = Pits In/Out - C = Lap Time Cancelled

These data/results cannot be reproduced, stored and/or transmitted in whole or in part by any manner of electronic, mechanical, photocopying, recording, broadcasting or otherwise now known or herein after developed without the previous express consent by the copyright owner, except for reproduction in daily press and regular printed publications on sale to the public within 60 days of the event related to those data/results and always provided that copyright symbol appears together as follows below.

© DORNA WSBK ORGANIZATION Srl 2022

23° 52 O. KONIG (1'30.428)

Lap	Seg1	Seg2	Seg3	Seg4	Lap Time	km/h	Local Time	
1			25.708	23.059	24.377	1'37.894	263,2	14:01'47.679
2	19.316	24.750	22.642	23.972	1'30.680	265,8	14:03'18.359	
3	19.350	24.682	22.630	23.824	1'30.486	264,5	14:04'48.845	
4	19.334	24.848	22.789	23.721	1'30.692	262,5	14:06'19.537	
5	19.283	24.838	22.563	23.820	1'30.504	263,2	14:07'50.041	
6	19.280	24.800	22.676	23.695	1'30.451	261,9	14:09'20.492	
7	19.297	24.833	22.628	23.984	1'30.742	261,9	14:10'51.234	
8	19.443	24.813	22.741	23.846	1'30.843	261,3	14:12'22.077	
9	19.250	24.856	22.662	23.800	1'30.568	260,0	14:13'52.645	
10	19.312	24.948	22.622	23.711	1'30.593	259,4	14:15'23.238	
11	19.333	24.819	22.687	23.645	1'30.484	258,1	14:16'53.722	
12	19.333	24.740	22.716	23.658	1'30.447	260,0	14:18'24.169	
13	19.329	24.802	22.663	23.634	1'30.428	259,4	14:19'54.597	
14	19.288	24.819	22.688	23.699	1'30.494	258,8	14:21'25.091	
15	19.339	24.774	22.742	23.860	1'30.715	258,8	14:22'55.806	
16	19.492	24.940	22.648	23.873	1'30.953	258,8	14:24'26.759	
17	19.482	25.010	22.652	23.855	1'30.999	258,8	14:25'57.758	
18	19.528	24.998	22.655	23.809	1'30.990	259,4	14:27'28.748	
19	19.337	24.953	22.827	23.760	1'30.877	260,6	14:28'59.625	
20	19.391	24.913	22.733	23.727	1'30.764	259,4	14:30'30.389	
21	19.530	24.995	22.800	23.763	1'31.088	258,1	14:32'01.477	
22	19.427	25.055	22.947	23.859	1'31.288	256,9	14:33'32.765	
23	19.567	25.082	22.819	23.745	1'31.213	257,5	14:35'03.978	

Race Time 34'54.193

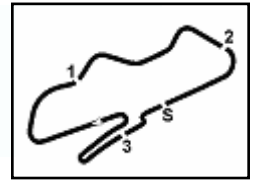
RET 19 A. BAUTISTA (1'27.438)

Lap	Seg1	Seg2	Seg3	Seg4	Lap Time	km/h	Local Time
1		24.315	22.130	23.089	1'31.663	274,6	14:01'41.448
2	18.778	24.382	21.794	22.875	1'27.829	278,1	14:03'09.277
3	18.786	24.017	21.788	22.960	1'27.551	276,0	14:04'36.828
4	18.774	24.199	21.836	22.939	1'27.748	274,6	14:06'04.576
5	18.726	24.069	21.939	22.973	1'27.707	276,0	14:07'32.283
6	18.682	24.015	21.855	22.886	1'27.438	276,0	14:08'59.721
7	18.719	24.121	21.778	23.342	1'27.960	277,4	14:10'27.681
8	18.711	24.095	21.861	23.494	1'28.161	276,0	14:11'55.842
9	18.820	24.142	21.973	22.970	1'27.905	270,5	14:13'23.747
10	18.765	24.138	21.985	23.068	1'27.956	276,7	14:14'51.703
11	18.819	24.233	21.928	22.996	1'27.976	276,0	14:16'19.679
12	18.821	24.235	22.003	23.260	1'28.319	275,3	14:17'47.998
13	18.851	24.189	21.997	23.128	1'28.165	277,4	14:19'16.163
14	18.805	24.090	22.236	23.017	1'28.148	274,6	14:20'44.311
15	18.763	24.145	21.916	1'10.392	2'15.216	274,6	14:22'59.527
16	23.114	27.489	24.740	30.625	1'45.968P	230,0	14:24'45.495

Race Time 24'35.710

RET 23 C. PONSSON (1'29.899)

Lap	Seg1	Seg2	Seg3	Seg4	Lap Time	km/h	Local Time
1		25.951	22.857	24.874	1'38.091	261,3	14:01'47.876
2	19.453	24.677	22.400	23.510	1'30.040	265,1	14:03'17.916
3	19.409	24.452	22.412	23.626	1'29.899	258,8	14:04'47.815
4	19.382	24.620	22.305	23.706	1'30.013	262,5	14:06'17.828
5	19.377	24.561	22.344	23.716	1'29.998	265,8	14:07'47.826
6	19.281	24.544	22.370	23.706	1'29.901	260,6	14:09'17.727
7	19.299	24.568	22.564	23.696	1'30.127	261,3	14:10'47.854
8	19.374	24.838	22.583	23.652	1'30.447	261,3	14:12'18.301
9	19.180	24.639	22.569	23.838	1'30.226	261,3	14:13'48.527
10	19.427	25.303	22.846	23.834	1'31.410	2	



Start at 14:00'09.785

12	19.523	24.901	22.783	23.762	1'30.969	257,5	14:18'21.672
13	19.530	25.063	26.766	31.535	1'42.894P	204,3	14:20'04.566
Race Time 19'54.781							

RET							
36 L. MERCADO [1'29.541]							
Lap	Seg.1	Seg.2	Seg.3	Seg.4	Lap Time	km/h	Local Time
1		25.538	22.474	23.832	1'35.883	264,5	14:01'45.668
2	19.257	25.085	22.696	23.472	1'30.510	261,9	14:03'16.178
3	19.069	24.710	22.259	23.503	1'29.541	265,8	14:04'45.719
4	19.221	24.831	22.445	23.551	1'30.048	266,4	14:06'15.767
5	19.213	24.605	22.335	23.560	1'29.713	269,1	14:07'45.480
6	19.296	24.576	22.176	23.664	1'29.712	270,5	14:09'15.192
Race Time 9'05.407							

16/07/2022 P = Pits In/Dut - C = Lap Time Cancelled

These data/results cannot be reproduced, stored and/or transmitted in whole or in part by any manner of electronic, mechanical, photocopying, recording, broadcasting or otherwise now known or herein after developed without the previous express consent by the copyright owner, except for reproduction in daily press and regular printed publications on sale to the public within 60 days of the event related to those data/results and always provided that copyright symbol appears together as follows below.

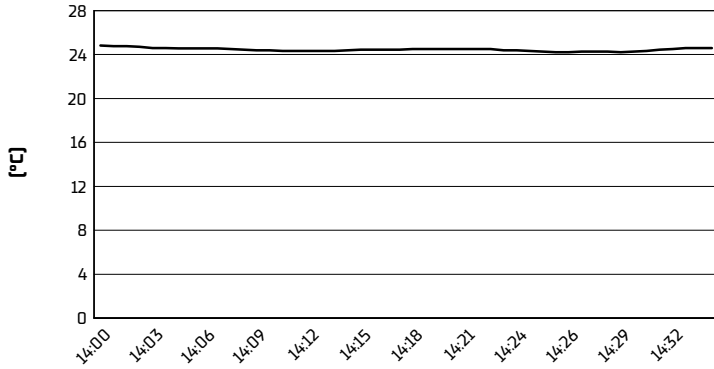
© DORNA WSBK ORGANIZATION Srl 2022

Prosecco DOC UK Round, 15-17 July 2022

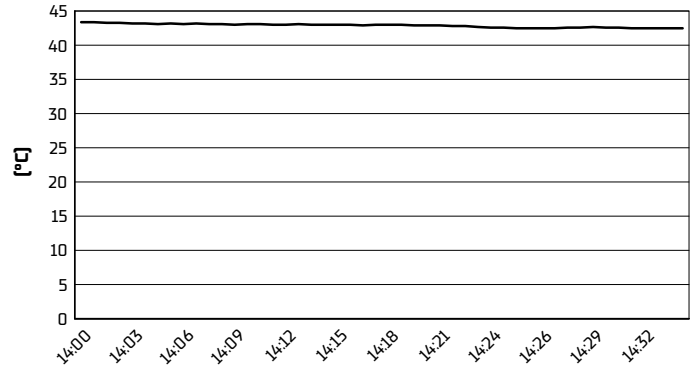
Weather Report Race 1

Session started 14:00 - Session ended 14:35

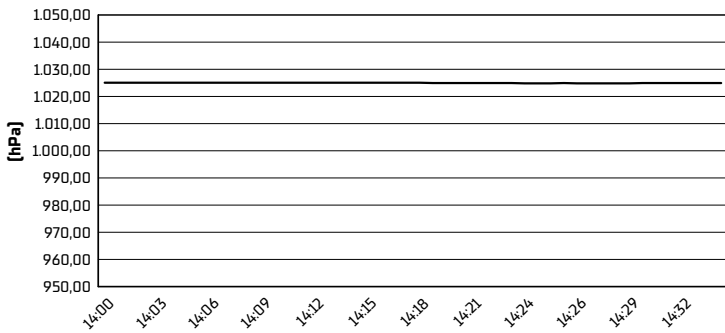
Air Temperature



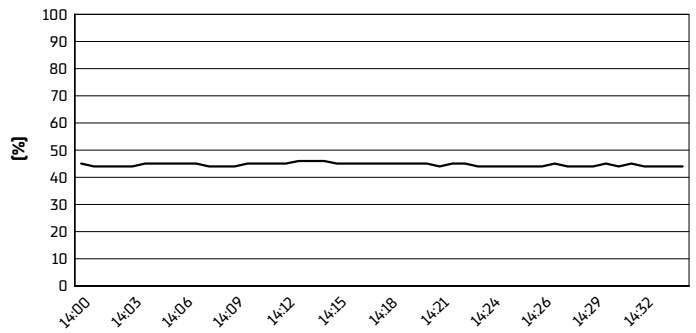
Track Temperature



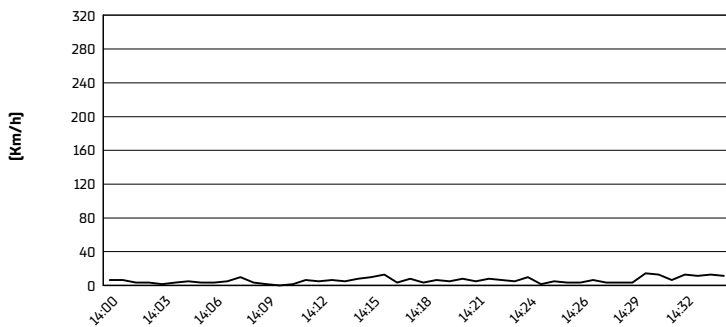
Air Pressure



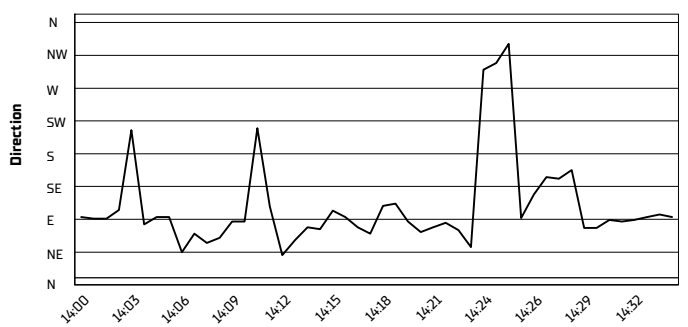
Humidity



Wind Speed



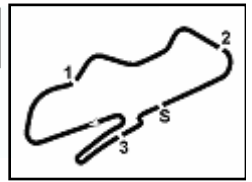
Wind Direction



16/07/2022

These data/results cannot be reproduced, stored and/or transmitted in whole or in part by any manner of electronic, mechanical, photocopying, recording, broadcasting or otherwise now known or herein after developed without the previous express consent by the copyright owner, except for reproduction in daily press and regular printed publications on sale to the public within 60 days of the event related to those data/results and always provided that copyright symbol appears together as follows below.

© DORNA WSBK ORGANIZATION Srl 2022



Donington Park 4.023 m

Prosecco DOC UK Round, 15-17 July 2022

Manufacturers Standings

	Points	Points From First	Points From Previous	April 10		April 24		May 22		June 12		July 17		July 31	September 11	September 25	October 9	October 23	November 13	November 20				
				ARAGON	ASSEN	ESTORIL	MISANO	DONINGTON	MOST	MAGNY-COURS	BARCELONA	PORTIMAO	VILLICUM											MANDALIKA
1 DUCATI	231			20	25	20	25	25	20	25	25	11												
2 KAWASAKI	217	14		25	20	25	13	16	25	20	13	20												
3 YAMAHA	196	35	21	16	16	16	20	20	16	10	20	25												
4 HONDA	113	118	83	10	8	11	16	11	10	9	11	8												
5 BMW	84	147	29	8	9	10	11	8	5	6	7	13												

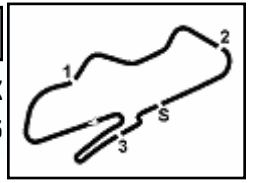
16/07/2022 First Line: Race 1 & 2 - Second Line: Tissot Superpole Race

These data/results cannot be reproduced, stored and/or transmitted in whole or in part by any manner of electronic, mechanical, photocopying, recording, broadcasting or otherwise now known or herein after developed without the previous express consent by the copyright owner, except for reproduction in daily press and regular printed publications on sale to the public within 60 days of the event related to those data/results and always provided that copyright symbol appears together as follows below.

© DORNA WSBK ORGANIZATION Srl 2022

FICR PERUGIA TIMING





Prosecco DOC UK Round, 15-17 July 2022

Best Laps & Speeds

No.	Rider Bike	Nat	Best Lap		FP1		FP2		FP3		SP		RC1	
			LL	SPD	LL	SPD	LL	SPD	LL	SPD	LL	SPD	LL	SPD
1	65 J. REA Kawasaki ZX-10RR	GBR	1'26.080 79 273,2		1'27.939 17 267,7		1'27.016 20 267,7		1'27.407 12 271,1		1'26.080 7 270,4		1'27.263 23 273,2	
2	22 A. LOWES Kawasaki ZX-10RR	GBR	1'26.353 93 272,5		1'28.087 21 269,7		1'27.684 26 266,4		1'27.462 16 272,5		1'26.353 7 271,1		1'27.442 23 272,5	
3	1 T. RAZGATLIOGLU Yamaha YZF R1	TUR	1'26.506 80 272,5		1'27.805 16 267,7		1'27.567 21 266,4		1'27.371 13 269,1		1'26.506 7 272,5		1'27.285 23 265,7	
4	45 S. REDDING BMW M1000RR	GBR	1'26.514 88 273,2		1'28.456 21 267,7		1'27.598 23 266,4		1'27.626 14 271,8		1'26.514 7 271,8		1'27.809 23 273,2	
5	19 A. BAUTISTA Ducati Panigale V4R	ESP	1'26.736 82 278,1		1'28.161 19 275,2		1'27.730 23 271,8		1'27.601 17 278,1		1'26.736 7 277,4		1'27.438 16 278,1	
6	31 G. GERLOFF Yamaha YZF R1	USA	1'26.877 87 271,8		1'29.559 19 267,7		1'28.431 22 264,4		1'26.877 16 269,1		1'27.100 7 267,7		1'28.126 23 271,8	
7	21 M. RINALDI Ducati Panigale V4R	ITA	1'27.011 79 276,0		1'28.046 18 272,5		1'27.735 16 269,7		1'27.690 15 274,5		1'27.011 7 274,5		1'28.121 23 276,0	
8	7 I. LECUONA Honda CBR1000 RR-R	ESP	1'27.038 77 274,5		1'28.807 13 269,1		1'28.509 19 266,4		1'27.486 14 271,1		1'27.038 8 271,1		1'27.915 23 274,5	
9	55 A. LOCATELLI Yamaha YZF R1	ITA	1'27.191 83 270,4		1'29.823 16 264,4		1'28.305 20 266,4		1'28.230 17 269,1		1'27.191 7 270,4		1'28.360 23 270,4	
10	76 L. BAZ BMW M1000RR	FRA	1'27.201 85 271,8		1'28.857 21 267,1		1'28.090 22 264,4		1'27.201 16 269,7		1'27.711 3 270,4		1'28.385 23 271,8	
11	47 A. BASSANI Ducati Panigale V4R	ITA	1'27.206 80 275,2		1'28.665 17 271,1		1'28.534 20 266,4		1'28.007 13 271,1		1'27.206 7 275,2		1'27.961 23 274,5	
12	5 P. OETTL Ducati Panigale V4R	GER	1'27.336 84 275,2		1'28.913 17 272,5		1'28.713 22 271,1		1'27.684 15 275,2		1'27.336 7 274,5		1'28.684 23 273,8	
13	44 L. MAHIAS Kawasaki ZX-10RR	FRA	1'27.390 79 268,4		1'29.043 17 261,9		1'28.482 18 260,6		1'28.515 14 262,5		1'27.390 7 265,1		1'28.663 23 268,4	
14	95 T. MACKENZIE Yamaha YZF R1	GBR	1'27.670 73 269,1		1'30.211 14 261,2		1'28.813 18 262,5		1'28.615 11 263,8		1'27.670 7 265,1		1'28.818 23 269,1	
15	91 L. HASLAM Kawasaki ZX-10RR	GBR	1'27.806 84 267,1		1'29.065 18 263,8		1'28.470 19 262,5		1'28.198 16 267,1		1'27.806 8 265,1		1'29.043 23 265,7	
16	97 X. VIERGE Honda CBR1000 RR-R	ESP	1'27.861 81 275,2		1'30.566 16 267,7		1'29.336 23 267,1		1'28.532 12 273,8		1'27.861 7 275,2		1'28.607 23 275,2	
17	36 L. MERCADO Honda CBR1000 RR-R	ARG	1'27.929 53 270,4		1'31.278 8 263,1		1'29.682 19 263,8		1'28.447 13 269,1		1'27.929 7 266,4		1'29.541 6 270,4	
18	37 I. MYKHALCHYK BMW M1000RR	UKR	1'27.957 89 271,1		1'29.961 22 267,1		1'29.464 21 264,4		1'28.869 15 271,1		1'27.957 8 269,7		1'28.908 23 271,1	
19	2 R. TAMBURINI Yamaha YZF R1	ITA	1'28.025 64 269,7		1'31.817 4 263,1		1'29.423 19 263,1		1'29.438 11 265,7		1'28.025 7 267,7		1'29.643 23 269,7	
20	50 E. LAVERTY BMW M1000RR	IRL	1'28.048 78 270,4		1'30.360 17 263,8		1'29.303 20 265,7		1'28.737 11 269,1		1'28.048 7 266,4		1'29.608 23 270,4	
21	35 H. SYHRIN Honda CBR1000 RR-R	MAS	1'28.141 74 272,5		1'31.369 18 263,8		1'30.459 13 260,0		1'29.148 13 267,1		1'28.141 7 266,4		1'29.470 23 272,5	
22	10 P. HICKMAN BMW M1000RR	GBR	1'28.378 80 267,7		1'29.306 18 263,1		1'28.966 17 261,9		1'28.804 15 267,1		1'28.378 7 266,4		1'29.700 23 267,7	
23	3 K. NOZANE Yamaha YZF R1	JPN	1'28.617 87 266,4		1'31.272 21 261,2		1'29.752 21 258,1		1'29.996 15 265,7		1'28.617 7 264,4		1'29.666 23 266,4	
24	23 C. PONSSON Yamaha YZF R1	FRA	1'28.935 74 265,7		1'31.280 19 263,8		1'30.420 20 258,7		1'29.579 15 262,5		1'28.935 7 265,1		1'29.899 13 265,7	
25	52 D. KONIG Kawasaki ZX-10RR	CZE	1'29.011 78 267,7		1'31.600 20 264,4		1'30.692 17 260,0		1'29.569 12 265,7		1'29.011 6 267,7		1'30.428 23 265,7	

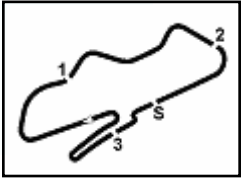
16/07/2022

These data/results cannot be reproduced, stored and/or transmitted in whole or in part by any manner of electronic, mechanical, photocopying, recording, broadcasting or otherwise now known or herein after developed without the previous express consent by the copyright owner, except for reproduction in daily press and regular printed publications on sale to the public within 60 days of the event related to those data/results and always provided that copyright symbol appears together as follows below.

© DORNA WSBK ORGANIZATION Srl 2022

FICR PERUGIA TIMING





Donington Park 4.023 m

Prosecco DOC UK Round, 15-17 July 2022
Best Laps & Speeds

2 / 2

No.	Rider	Nat	Best Lap		FP1		FP2		FP3		SP		RC1	
			LL	SPD	LL	SPD	LL	SPD	LL	SPD	LL	SPD	LL	SPD
26	29 L. BERNARDI	SMR	1'29.032		1'31.567		1'30.519		1'29.764		1'29.032		1'29.338	
	Ducati Panigale V4R		80 276,7		19 267,7		18 269,1		13 276,7		7 275,2		23 273,2	

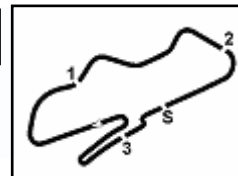
16/07/2022

These data/results cannot be reproduced, stored and/or transmitted in whole or in part by any manner of electronic, mechanical, photocopying, recording, broadcasting or otherwise now known or herein after developed without the previous express consent by the copyright owner, except for reproduction in daily press and regular printed publications on sale to the public within 60 days of the event related to those data/results and always provided that copyright symbol appears together as follows below.

© DORNA WSBK ORGANIZATION Srl 2022

FICR PERUGIA TIMING





Donington Park 4.023 m

Prosecco DOC UK Round, 15-17 July 2022

Pirelli Best Lap Award

	Points	Points From First	Points From Previous	April 10 ARAGON	April 24 ASSEN	May 22 ESTORIL	June 12 MISANO	July 17 DONINGTON	July 31 MONZA	September 11 MAGNY-COURS	September 25 BARCELONA	October 9 PORTIMAO	October 23 VILLICUM	November 13 MANDALIKA	November 20 PHILLIP ISLAND			
1 REA Jonathan [GBR]	5				1 1	1 1		1										
2 BAUTISTA Alvaro [ESP]	2	3					1 1											
3 LOWES Alex [GBR]	1	4	1	1														
4 RAZGATLIOGLU Toprak [TUR]	1	4	0	1														

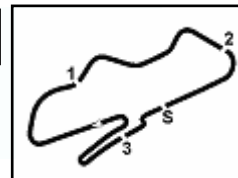
16/07/2022

These data/results cannot be reproduced, stored and/or transmitted in whole or in part by any manner of electronic, mechanical, photocopying, recording, broadcasting or otherwise now known or herein after developed without the previous express consent by the copyright owner, except for reproduction in daily press and regular printed publications on sale to the public within 60 days of the event related to those data/results and always provided that copyright symbol appears together as follows below.

© DORNA WSBK ORGANIZATION Srl 2022

FICR PERUGIA TIMING





Donington Park 4.023 m

2 / 2

	Points	Points From First	Points From Previous	April 10 ARAGON	April 24 ASSEN	May 22 ESTORIL	June 12 MISANO	July 17 DONINGTON	July 31 MOST	September 11 MAGNY-COURS	September 25 BARCELONA	October 9 PORTIMAO	October 23 VILLICUM	November 13 MANDALIKA	November 20 PHILLIP ISLAND			
25 REA Jonathan (GBR)	5	42	0	2	2		1											
26 RABAT Tito (ESP)	4	43	1				3	1										
27 LOCATELLI Andrea (ITA)	4	43	0	1	2	1												
28 RAZGATLIOGLU Toprak (TUR)	2	45	2					2										
29 CRESSON Loris (BEL)	2	45	0	1	1													

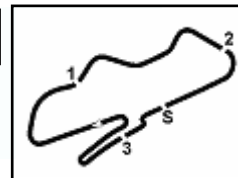
16/07/2022

These data/results cannot be reproduced, stored and/or transmitted in whole or in part by any manner of electronic, mechanical, photocopying, recording, broadcasting or otherwise now known or herein after developed without the previous express consent by the copyright owner, except for reproduction in daily press and regular printed publications on sale to the public within 60 days of the event related to those data/results and always provided that copyright symbol appears together as follows below.

© DORNA WSBK ORGANIZATION Srl 2022

FICR PERUGIA TIMING





Donington Park 4.023 m

1 / 2

	Points	Points From First	Points From Previous	April 10 ARAGON	April 24 ASSEN	May 22 ESTORIL	June 12 MISANO	July 17 DONINGTON	July 31 MOST	September 11 MAGNY-COURS	September 25 BARCELONA	October 9 PORTIMAO	October 23 VILLICUM	November 13 MANDALIKA	November 20 PHILIP ISLAND				
1 BERNARDI Luca (SMR)	86			12 11	6 14	7 10	9 8	9											
2 NOZANE Kohta (JPN)	67	19		8 8	17	5 4	9 7	9											
3 TAMBURINI Roberto (ITA)	60	26	7	6 6	17 16		4 7	4											
4 BASSANI Axel (ITA)	57	29	3	5 2	8 10	5 7	7 7	6											
5 MERCADO Leandro (ARG)	57	29	0	7 9	9 11	2 3	8 7	1											
6 RINALDI Michael Ruben (ITA)	53	33	4	2	7 7	20 3	3 7	4											
7 SYAHRIN Hafizh (MAS)	52	34	1	7 9	3 9	6 5	4 3	6											
8 VIERGE Xavi (ESP)	52	34	0	8 5	7 12	6 4	2 1	7											
9 PONSSON Christophe (FRA)	51	35	1	5 7	14 11	4 5		5											
10 REDDING Scott (GBR)	50	36	1	9 3	9 9	2 3	3 8	4											
11 KONIG Oliver (CZE)	47	39	3	4 6	5 8	5 3	5 6	5											
12 OETTL Philipp (GER)	45	41	2	9 6	12 2		2 7	7											
13 REA Jonathan (GBR)	44	42	1	12 4	3 4	6 6	2 1	6											
14 BAZ Loris (FRA)	44	42	0	7 5	7 5	6 3	4 3	4											
15 BAUTISTA Alvaro (ESP)	41	45	3	9 2	4 4	4 6	2 4	6											
16 LAVERTY Eugene (IRL)	40	46	1	11 5		3 1	4 10	6											
17 LOWES Alex (GBR)	38	48	2	2 2	2 12	3 5	3 5	4											
18 MYKHALCHYK Illia (UKR)	35	51	3	5 8			6 8	8											
19 RUIU Gabriele (ITA)	34	52	1	3 11	3 10		3 4												
20 MAHIAS Lucas (FRA)	33	53	1	7 6	9 7			4											
21 LECUONA Iker (ESP)	32	54	1	3 2	5 5	5 1	3 3	5											
22 LOCATELLI Andrea (ITA)	29	57	3	3 6	3 5	2 3	2 4	1											
23 VAN DER MARK Michael (NED)	27	59	2		15 12														
24 HASLAM Leon (GBR)	24	62	3		8 10			6											

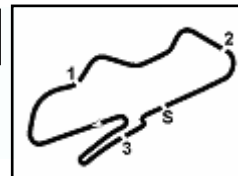
16/07/2022

These data/results cannot be reproduced, stored and/or transmitted in whole or in part by any manner of electronic, mechanical, photocopying, recording, broadcasting or otherwise now known or herein after developed without the previous express consent by the copyright owner, except for reproduction in daily press and regular printed publications on sale to the public within 60 days of the event related to those data/results and always provided that copyright symbol appears together as follows below.

© DORNA WSBK ORGANIZATION Srl 2022

FICR PERUGIA TIMING





	Points	Points From First	Points From Previous	April 10 ARAGON	April 24 ASSEN	May 22 ESTORIL	June 12 MISANO	July 17 DONINGTON	July 31 MOST	September 11 MAGNY-COURS	September 25 BARCELONA	October 9 PORTIMAO	October 23 VILLICUM	November 13 MANDALIKA	November 20 PHILLIP ISLAND			
25 GERLOFF Garrett (USA)	24	62	0	7 5	5 1		3 1	2										
26 RAZGATLIOGLU Toprak (TUR)	23	63	1	2 2	1 1	8 3	1 2	3										
27 FORES Xavi (ESP)	13	73	10			9 4												
28 RABAT Tito (ESP)	12	74	1				7 5											
29 FRITZ Marvin (GER)	6	80	6			2 4												
30 HICKMAN Peter (GBR)	6	80	0					6										
31 CRESSON Loris (BEL)	5	81	1	2 3														
32 DELBIANCO Alessandro (ITA)	4	82	1				4											
33 VINALES Isaac (ESP)	3	83	1			1 2												
34 MACKENZIE Tarran (GBR)	2	84	1					2										

16/07/2022

These data/results cannot be reproduced, stored and/or transmitted in whole or in part by any manner of electronic, mechanical, photocopying, recording, broadcasting or otherwise now known or herein after developed without the previous express consent by the copyright owner, except for reproduction in daily press and regular printed publications on sale to the public within 60 days of the event related to those data/results and always provided that copyright symbol appears together as follows below.

© DORNA WSBK ORGANIZATION Srl 2022