

Prosecco DOC - UK Round, 15-17 July 2022

Chronological Analysis Free Practice 2nd Session

1° 65 J. REA [1'27.016]							
Lap	Seg1	Seg2	Seg3	Seg4	Lap Time	km/h	Local Time
1		24.756	22.407	23.593	263,2	15:02'17.401	
2	18.683	23.826	21.986	22.933	1'27.428	261,9	15:03'44.829
3	18.597	23.935	22.025	22.802	1'27.359	263,2	15:05'12.188
4	18.641	24.051	21.859	22.804	1'27.355	265,8	15:06'39.543
5	21.411	25.306	22.796	27.282	1'36.795P	263,2	15:08'16.338
6	7'39.820	24.775	22.169	23.272	8'50.036P	263,2	15:17'06.374
7	18.744	24.087	22.420	23.072	1'28.323	261,9	15:18'34.697
8	18.738	24.015	22.081	22.849	1'27.683	262,5	15:20'02.380
9	18.741	24.107	21.949	22.910	1'27.707	265,1	15:21'30.087
10	18.753	24.105	21.950	22.991	1'27.799	265,8	15:22'57.886
11	18.761	24.219	21.874	22.950	1'27.804	267,8	15:24'25.690
12	18.753	24.119	21.990	23.052	1'27.914	263,8	15:25'53.604
13	18.791	24.075	22.040	23.112	1'28.018	265,8	15:27'21.622
14	18.799	24.127	22.077	22.736	1'27.739	262,5	15:28'49.361
15	18.708	24.095	22.076	22.890	1'27.769	262,5	15:30'17.130
16	18.786	24.172	23.140	29.933	1'36.031P	263,2	15:31'53.161
17	7'09.202	24.961	22.271	22.966	8'19.400P	261,9	15:40'12.561
18	18.576	23.911	21.897	22.632	1'27.016	263,8	15:41'39.577
19	18.635	24.041	22.218	23.032	1'27.926	261,3	15:43'07.503
20	18.705	23.969	21.956	22.844	1'27.474	263,8	15:44'34.977
21	18.760	24.118	22.340	23.992	1'29.210	263,2	15:46'04.187

13	18.921	24.451	22.222	27.879	1'33.473P	262,5	15:26'02.036
14	3'43.172	25.437	22.639	23.333	4'54.581P	260,0	15:30'56.617
15	18.755	24.045	21.967	22.831	1'27.598	261,9	15:32'24.215
16	18.677	24.200	21.992	22.930	1'27.799	261,9	15:33'52.014
17	18.723	24.306	22.060	23.050	1'28.139	262,5	15:35'20.153
18	18.795	24.302	22.066	22.896	1'28.059	261,3	15:36'48.212
19	18.825	24.279	22.081	22.981	1'28.166	258,1	15:38'16.378
20	18.804	24.226	22.030	22.823	1'27.883	262,5	15:39'44.261
21	18.894	24.427	22.065	23.042	1'28.428	263,2	15:41'12.689
22	18.811	24.270	22.246	22.976	1'28.303C	259,4	15:42'40.992
23	18.884	24.358	22.281	23.058	1'28.581	258,1	15:44'09.573
24	19.015	24.538	22.282	23.077	1'28.912	260,0	15:45'38.485

2° 1 T. RAZGATLIOGLU [1'27.567]							
Lap	Seg1	Seg2	Seg3	Seg4	Lap Time	km/h	Local Time
1		25.369	22.929	23.283	263,8	15:01'38.080	
2	19.219	24.288	22.346	23.822	1'29.675	261,9	15:03'07.755
3	20.037	24.336	24.065	23.198	1'31.636	194,6	15:04'39.391
4	18.904	24.211	22.421	23.084	1'28.620	263,8	15:06'08.011
5	18.973	27.153	22.418	26.638	1'35.182P	263,8	15:07'43.193
6	7'53.387	25.739	22.947	23.268	9'05.341P	258,1	15:16'48.534
7	18.810	24.554	22.557	23.331	1'29.252	257,5	15:18'17.786
8	18.694	23.901	22.059	22.913	1'27.567	263,2	15:19'45.353
9	18.855	24.051	22.119	22.984	1'28.009	266,4	15:21'13.362
10	18.707	24.050	22.171	22.993	1'27.921	265,1	15:22'41.283
11	18.763	24.241	22.153	22.989	1'28.146	262,5	15:24'09.429
12	19.020	24.230	22.133	22.988	1'28.371	263,8	15:25'37.800
13	19.090	24.863	22.388	23.229	1'29.570	263,2	15:27'07.370
14	18.855	24.605	22.447	23.030	1'28.937	264,5	15:28'36.307
15	19.020	24.360	22.283	23.260	1'28.923	264,5	15:30'05.230
16	18.929	24.332	22.246	23.191	1'28.698	263,8	15:31'33.928
17	20.504	26.442	24.269	28.297	1'39.512P	240,8	15:33'13.440
18	5'38.279	24.804	22.370	23.741	6'49.194P	261,9	15:40'02.634
19	20.130	24.612	22.318	22.904	1'29.964	263,2	15:41'32.598
20	18.879	24.085	26.620	23.522	1'33.106	213,1	15:43'05.704
21	19.022	24.324	22.349	23.100	1'28.795	264,5	15:44'34.499
22	18.945	24.277	22.329	23.078	1'28.629	263,2	15:46'03.128

4° 22 A. LOWES [1'27.684]							
Lap	Seg1	Seg2	Seg3	Seg4	Lap Time	km/h	Local Time
1		25.333	22.674	23.370	266,4	15:01'41.367	
2	18.918	24.286	22.507	22.828	1'28.539	265,1	15:03'09.906
3	18.846	23.925	21.970	22.770	1'27.511C	266,4	15:04'37.417
4	19.049	24.182	22.233	23.012	1'28.476	264,5	15:06'05.893
5	18.951	24.429	22.266	23.220	1'28.866	262,5	15:07'34.759
6	19.071	24.248	22.313	23.103	1'28.735	261,9	15:09'03.494
7	18.947	24.649	22.285	23.030	1'28.911	260,6	15:10'32.405
8	19.006	24.399	22.146	22.971	1'28.522C	262,5	15:12'00.927
9	19.010	24.282	22.257	22.979	1'28.528	263,2	15:13'29.455
10	18.904	24.390	22.138	23.005	1'28.437	263,8	15:14'57.892
11	18.957	24.509	22.801	23.484	1'29.751	262,5	15:16'27.643
12	19.171	24.551	22.285	23.114	1'29.121	262,5	15:17'56.764
13	19.107	24.475	22.271	23.119	1'28.972	261,3	15:19'25.736
14	19.029	24.488	22.222	23.101	1'28.840	262,5	15:20'54.576
15	18.893	24.509	22.129	23.182	1'28.713	263,8	15:22'23.289
16	18.947	24.428	22.192	23.126	1'28.693	263,2	15:23'51.982
17	18.940	24.480	22.220	23.138	1'28.778	265,1	15:25'20.760
18	18.928	24.434	22.235	23.124	1'28.721	261,3	15:26'49.481
19	21.494	27.585	23.555	30.025	1'42.659P	262,5	15:28'32.140
20	5'57.229	24.802	22.411	22.988	7'07.430P	262,5	15:35'39.570
21	18.721	24.251	22.062	22.771	1'27.805	261,9	15:37'07.375
22	18.790	24.199	21.911	22.784	1'27.684	263,2	15:38'35.059
23	18.805	24.187	22.103	22.970	1'28.065	264,5	15:40'03.124
24	18.894	24.253	22.166	22.906	1'28.219	265,1	15:41'31.343
25	18.872	24.220	22.032	23.000	1'28.124	264,5	15:42'59.467
26	21.574	25.033	22.213	22.865	1'31.685	263,2	15:44'31.152
27	18.870	24.168	22.036	23.000	1'28.074	264,5	15:45'59.226

3° 45 S. REDDING [1'27.598]							
Lap	Seg1	Seg2	Seg3	Seg4	Lap Time	km/h	Local Time
1		25.404	22.305	23.133	263,8	15:01'51.149	
2	18.906	24.301	21.961	22.879	1'28.047	265,8	15:03'19.196
3	18.784	24.305	22.314	23.021	1'28.424	265,8	15:04'47.620
4	18.648	24.168	21.997	23.138	1'27.951	266,4	15:06'15.571
5	18.776	24.255	22.138	23.230	1'28.399	264,5	15:07'43.970
6	18.944	24.187	21.982	23.193	1'28.306	265,8	15:09'12.276
7	18.806	24.351	22.153	23.194	1'28.504	259,4	15:10'40.780
8	18.866	24.414	22.223	26.987	1'32.490P	260,6	15:12'13.270
9	6'34.260	26.791	24.938	23.897	7'49.886P	234,5	15:20'03.156
10	18.865	24.343	22.088	23.037	1'28.333	263,8	15:21'31.489
11	18.774	24.284	22.123	23.123	1'28.304	263,2	15:22'59.793
12	18.802	24.443	22.168	23.357	1'28.770	264,5	15:24'28.563

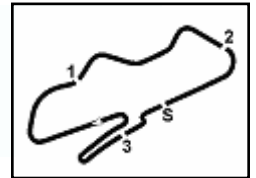
5° 19 A. BAUTISTA [1'27.730]							
Lap	Seg1	Seg2	Seg3	Seg4	Lap Time	km/h	Local Time
1		26.519	22.704	23.517	265,8	15:01'48.831	
2	19.171	24.230	22.341	23.171	1'28.913	271,8	15:03'17.744
3	19.115	24.578	22.340	23.127	1'29.160	270,5	15:04'46.904
4	18.821	24.196	22.144	22.953	1'28.114	270,5	15:06'15.018
5	18.820	24.208	22.452	23.243	1'28.723	268,4	15:07'43.741
6	19.022	24.091	22.131	22.957	1'28.201	269,1	15:09'11.942
7	18.855	24.164	22.322	23.061	1'28.402	267,1	15:10'40.344
8	25.733	25.009	22.300	23.176	1'36.218	267,1	15:12'16.562
9	18.911	24.195	22.114	23.151	1'28.371	267,8	15:13'44.933
10	18.767	24.567	22.170	23.181	1'28.685	268,4	15:15'13.618
11	18.892	24.213	22.154	23.091	1'28.350	268,4	15:16'41.968
12	18.714	24.141	22.180	23.107	1'28.142	269,8	15:18'10.110
13	18.749	24.246	22.039	23.032	1'28.066	269,1	15:19'38.176
14	18.831	24.085	22.121	22.930	1'27.967	269,8	15:21'06.143
15	20.661	26.171	22.446	28.434	1'37.712P	270,5	15:22'43.855
16	7'47.095	24.818	22.128	23.016	8'57.057P	268,4	15:31'40.912
17	18.675	23.943	22.063	23.193	1'27.874	268,4	15:33'08.786
18	18.677	24.038	22.044	22.971	1'27.730	267,1	15:34'36.516

15/07/2022

P = Pits In/Out - C = Lap Time Cancelled

These data/results cannot be reproduced, stored and/or transmitted in whole or in part by any manner of electronic, mechanical, photocopying, recording, broadcasting or otherwise now known or herein after developed without the previous express consent by the copyright owner, except for reproduction in daily press and regular printed publications on sale to the public within 60 days of the event related to those data/results and always provided that copyright symbol appears together as follows below.

© DORNA WSBK ORGANIZATION Srl 2022



19	18.824	24.116	22.085	23.160	1'28.185	271,1	15:36'04.701	9	7'52.035	24.878	22.922	23.271	9'03.106P	248,0	15:21'14.033
20	18.942	24.199	22.122	27.317	1'32.580P	269,8	15:37'37.281	10	19.080	24.279	22.346	23.268	1'28.973	265,1	15:22'43.006
21	2'11.401	24.678	22.156	23.137	3'21.372P	270,5	15:40'58.653	11	19.122	24.401	22.461	23.236	1'29.220	264,5	15:24'12.226
22	19.088	24.332	22.201	23.114	1'28.735	268,4	15:42'27.388	12	19.133	24.453	22.511	23.321	1'29.418	263,8	15:25'41.644
23	18.917	24.297	22.346	23.174	1'28.734	267,8	15:43'56.122	13	19.212	24.603	22.725	23.353	1'29.893	260,0	15:27'11.537
24	18.977	24.415	22.302	23.002	1'28.696	271,1	15:45'24.818	14	19.329	24.874	22.853	28.138	1'35.194P	258,8	15:28'46.731
								15	7'15.659	24.964	22.363	23.203	8'26.189P	260,6	15:37'12.920
								16	19.184	24.322	22.301	23.120	1'28.927	263,8	15:38'41.847
								17	19.036	24.149	22.188	22.932	1'28.305	264,5	15:40'10.152
								18	19.029	24.242	22.367	24.249	1'29.887	263,8	15:41'40.039
								19	19.046	24.273	22.344	23.061	1'28.724	264,5	15:43'08.763
								20	19.080	24.306	22.219	23.125	1'28.730	263,8	15:44'37.493
								21	19.026	24.611	22.298	23.115	1'29.050	261,3	15:46'06.543

6° 21 M. RINALDI (1'27.735)

Lap	Seg1	Seg2	Seg3	Seg4	Lap Time	km/h	Local Time
1		25.512	23.118	23.673		264,5	15:02'25.308
2	19.243	24.294	22.468	23.387	1'29.392	265,8	15:03'54.700
3	18.962	24.177	22.310	23.097	1'28.546	267,8	15:05'23.246
4	18.869	24.135	22.167	23.379	1'28.550	268,4	15:06'51.796
5	18.777	24.168	22.146	22.995	1'28.086	269,8	15:08'19.882
6	18.744	24.118	22.145	23.029	1'28.036	267,1	15:09'47.918
7	20.603	26.995	25.029	30.539	1'43.166P	228,1	15:11'31.084
8	8'59.374	24.930	22.543	23.546	10'10.393P	265,8	15:21'41.477
9	18.843	24.315	22.271	23.127	1'28.556	268,4	15:23'10.033
10	18.854	24.240	22.363	23.032	1'28.489	269,8	15:24'38.522
11	18.795	24.248	22.245	23.092	1'28.380	267,1	15:26'06.902
12	19.764	27.323	24.505	29.674	1'41.266P	241,9	15:27'48.168
13	9'04.789	25.338	22.952	23.305	10'16.384P	264,5	15:38'04.552
14	18.837	24.187	22.208	23.346	1'28.578	267,1	15:39'33.130
15	18.678	23.922	22.073	23.062	1'27.735	268,4	15:41'00.865
16	18.642	24.058	22.290	54.634	1'59.624P	263,8	15:43'00.489
17	1'53.065	34.022	24.867	25.302	3'17.256P	236,1	15:46'17.745

9° 31 G. GERLOFF (1'28.431)

Lap	Seg1	Seg2	Seg3	Seg4	Lap Time	km/h	Local Time
1		26.618	22.955	23.959		260,6	15:02'04.358
2	19.575	25.011	23.186	23.537	1'31.309	256,9	15:03'35.667
3	19.263	24.992	23.033	23.845	1'31.133	259,4	15:05'06.800
4	19.287	24.601	22.556	23.551	1'29.995	264,5	15:06'36.795
5	19.230	25.447	22.867	27.677	1'35.221P	259,4	15:08'12.016
6	4'40.247	25.469	23.184	23.335	5'52.235P	258,1	15:14'04.251
7	19.053	24.687	22.396	23.126	1'29.262	259,4	15:15'33.513
8	19.048	24.120	22.303	23.060	1'28.531	261,3	15:17'02.044
9	18.950	24.265	22.180	23.207	1'28.602	261,3	15:18'30.646
10	18.896	24.347	22.295	23.024	1'28.562	261,9	15:19'59.208
11	19.010	24.391	22.445	23.111	1'28.957	260,0	15:21'28.165
12	18.928	24.335	22.189	23.341	1'28.793	263,8	15:22'56.958
13	18.969	24.419	22.253	23.507	1'29.148	263,8	15:24'26.106
14	18.988	24.223	22.552	23.665	1'29.428	263,2	15:25'55.534
15	19.401	24.456	22.583	23.259	1'29.699	260,0	15:27'25.233
16	18.918	24.403	22.313	23.387	1'29.021	261,9	15:28'54.254
17	18.971	24.348	22.703	23.238	1'29.260	261,3	15:30'23.514
18	18.991	24.542	22.454	23.139	1'29.126	258,8	15:31'52.640
19	19.466	24.964	22.904	27.513	1'34.847P	256,9	15:33'27.487
20	6'09.167	25.086	22.529	23.200	7'19.982P	258,8	15:40'47.469
21	18.902	24.350	22.280	23.108	1'28.640	261,3	15:42'16.109
22	18.892	24.312	22.209	23.076	1'28.489	261,9	15:43'44.598
23	18.782	24.323	22.183	23.143	1'28.431	261,3	15:45'13.029

7° 76 L. BAZ (1'28.090)

Lap	Seg1	Seg2	Seg3	Seg4	Lap Time	km/h	Local Time
1		26.173	23.130	24.241		259,4	15:01'38.232
2	19.218	24.462	22.558	23.552	1'29.790	261,3	15:03'08.022
3	19.212	24.294	22.306	22.932	1'28.744	261,9	15:04'36.766
4	18.943	24.286	22.480	23.183	1'28.892	260,0	15:06'05.658
5	18.947	24.460	22.341	23.170	1'28.918	262,5	15:07'34.576
6	19.710	24.594	22.471	23.330	1'30.105	260,6	15:09'04.681
7	18.969	24.430	22.328	23.263	1'28.990	261,3	15:10'33.671
8	18.943	27.501	24.186	25.906	1'36.536	246,3	15:12'10.207
9	18.976	24.676	23.658	28.006	1'35.316P	252,7	15:13'45.523
10	7'29.234	24.942	22.824	23.852	8'40.852P	263,8	15:22'26.375
11	19.050	24.253	22.164	23.002	1'28.469	264,5	15:23'54.844
12	18.833	24.350	22.171	22.970	1'28.324	261,9	15:25'23.168
13	19.369	25.384	23.023	23.869	1'31.645	258,1	15:26'54.813
14	18.917	24.351	22.407	23.005	1'28.680	261,9	15:28'23.493
15	18.908	24.408	22.354	23.091	1'28.761	261,3	15:29'52.254
16	19.943	25.436	23.057	28.862	1'37.298P	257,5	15:31'29.552
17	4'36.684	25.403	22.535	23.410	5'48.032P	260,6	15:37'17.584
18	18.795	24.058	22.553	22.822	1'28.228	261,9	15:38'45.812
19	18.776	24.165	22.195	22.954	1'28.090	263,2	15:40'13.902
20	18.820	24.298	22.312	23.087	1'28.517	262,5	15:41'42.419
21	18.890	24.352	22.245	23.136	1'28.623	261,9	15:43'11.042
22	18.887	24.368	22.504	23.105	1'28.864	262,5	15:44'39.906
23	18.843	24.305	22.227	23.026	1'28.401	259,4	15:46'08.307

10° 91 L. HASLAM (1'28.470)

Lap	Seg1	Seg2	Seg3	Seg4	Lap Time	km/h	Local Time
1		26.062	22.928	23.600		261,3	15:01'39.328
2	19.224	24.399	22.538	23.406	1'29.567	262,5	15:03'08.895
3	19.159	24.358	22.603	37.816	1'43.936P	259,4	15:04'52.831
4					9'39.030P		15:14'31.861
5	33.966	25.163	22.873	24.361	1'46.363P	253,3	15:16'18.224
6	19.081	24.264	22.502	23.402	1'29.249	257,5	15:17'47.473
7	19.149	24.359	22.441	23.371	1'29.320	256,3	15:19'16.793
8	19.158	24.179	22.555	23.373	1'29.265	256,9	15:20'46.058
9	19.905	26.699	23.224	33.316	1'43.144P	253,3	15:22'29.202
10					6'40.551P		15:29'09.753
11	37.161	24.846	22.801	23.334	1'48.142P	256,9	15:30'57.895
12	19.001	26.214	24.870	24.593	1'34.678	228,5	15:32'32.573
13	18.996	24.279	22.595	23.358	1'29.228	255,7	15:34'01.801
14	18.997	24.255	22.403	23.259	1'28.914	255,7	15:35'30.715
15	21.402	26.458	23.379	36.060	1'47.299P	253,3	15:37'18.014
16					2'52.194P		15:40'10.208
17	36.725	25.330	22.834	23.435	1'48.324P	256,9	15:41'58.532
18	18.964	24.065	22.219	23.222	1'28.470	255,7	15:43'27.002
19	18.984	24.087	22.385	23.208	1'28.664	253,9	15:44'55.666
20	19.357	26.268	23.283	23.843	1'32.751	252,1	15:46'28.417

8° 55 A. LOCATELLI (1'28.305)

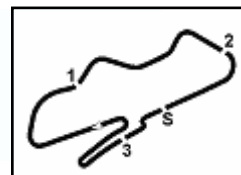
Lap	Seg1	Seg2	Seg3	Seg4	Lap Time	km/h	Local Time
1		25.985	23.180	23.906		261,3	15:01'40.623
2	19.206	24.623	23.045	23.315	1'30.189	260,0	15:03'10.812
3	19.149	24.742	22.551	23.235	1'29.677	266,4	15:04'40.489
4	19.160	24.202	22.333	23.204	1'28.899	265,1	15:06'09.388
5	19.177	24.365	22.469	23.062	1'29.073	263,8	15:07'38.461
6	19.033	24.349	22.336	23.176	1'28.894	264,5	15:09'07.355
7	19.125	24.416	22.541	23.215	1'29.297	261,3	15:10'36.652
8	19.114	24.314	23.593	27.254	1'34.275P	246,3	15:12'10.927

15/07/2022

P = Pits In/Out - C = Lap Time Cancelled

These data/results cannot be reproduced, stored and/or transmitted in whole or in part by any manner of electronic, mechanical, photocopying, recording, broadcasting or otherwise now known or herein after developed without the previous express consent by the copyright owner, except for reproduction in daily press and regular printed publications on sale to the public within 60 days of the event related to those data/results and always provided that copyright symbol appears together as follows below.

© DORNA WSBK ORGANIZATION Srl 2022



Donington Park 4.023 m

Prosecco DOC - UK Round, 15-17 July 2022

Chronological Analysis Free Practice 2nd Session

3 / 5

11° 44 L. MAHIAS [1'28.482]							
Lap	Seg1	Seg2	Seg3	Seg4	Lap Time	km/h	Local Time
1		26.226	23.386	24.435	256,3	15:02'04.612	
2	19.595	25.225	23.991	24.291	1'33.102	237,6	15:03'37.714
3	18.931	24.433	22.255	23.557	1'29.176	256,9	15:05'06.890
4	21.547	26.560	22.353	23.211	1'33.671	260,6	15:06'40.561
5	18.978	24.762	22.419	23.412	1'29.571	255,1	15:08'10.132
6	19.009	24.183	22.337	23.243	1'28.772	253,3	15:09'38.904
7	22.551	25.997	23.212	23.787	1'35.547	233,5	15:11'14.451
8	18.870	24.365	22.353	23.263	1'28.851	245,8	15:12'43.302
9	20.404	26.254	23.164	27.768	1'37.590P	237,6	15:14'20.892
10	10'29.917	26.847	23.834	23.801	1'44.399P	240,3	15:26'05.291
11	19.110	24.648	22.514	23.229	1'29.501	252,1	15:27'34.792
12	18.990	24.510	22.836	24.418	2'00.754	152,2	15:29'35.546
13	19.181	24.648	22.685	23.569	1'30.083	250,9	15:31'05.629
14	19.047	24.620	22.488	28.810	1'34.965P	255,1	15:32'40.594
15	5'02.606	26.970	24.023	23.737	6'17.336P	244,1	15:38'57.930
16	18.993	24.262	22.296	23.143	1'28.694	251,5	15:40'26.624
17	18.809	24.276	22.224	23.173	1'28.482	252,7	15:41'55.106
18	26.681	27.100	24.301	23.316	1'41.398	224,3	15:43'36.504
19	19.022	24.163	22.499	23.166	1'28.850	250,9	15:45'05.354

17	3'06.426	26.217	22.505	23.427	4'18.575P	260,6	15:39'36.739
18	18.982	24.225	22.271	23.056	1'28.534	261,3	15:41'05.273
19	19.031	24.243	22.305	23.157	1'28.736C	259,4	15:42'34.009
20	18.967	24.284	22.230	23.232	1'28.713	260,6	15:44'02.722
21	19.074	24.203	22.305	23.220	1'28.802	260,0	15:45'31.524

12° 7 I. LECUONA [1'28.509]							
Lap	Seg1	Seg2	Seg3	Seg4	Lap Time	km/h	Local Time
1		26.570	22.697	23.763	265,1	15:01'49.324	
2	19.161	24.269	22.277	23.286	1'28.993	263,2	15:03'18.317
3	19.264	24.416	22.538	23.396	1'29.614	263,8	15:04'47.931
4	19.000	24.289	22.202	23.404	1'28.895	262,5	15:06'16.826
5	19.049	24.444	22.301	23.314	1'29.108	265,1	15:07'45.934
6	19.033	24.307	22.223	23.198	1'28.761	266,4	15:09'14.695
7	18.972	24.333	22.330	23.150	1'28.785	261,3	15:10'43.480
8	19.065	24.388	22.349	31.753	1'37.555P	261,3	15:12'21.035
9	10'29.477	25.145	22.453	23.351	1'40.426P	260,6	15:24'01.461
10	19.015	24.467	22.409	23.124	1'29.015	264,5	15:25'30.476
11	19.062	24.340	22.517	23.206	1'29.125	258,1	15:26'59.601
12	18.985	24.477	22.259	22.996	1'28.717	260,6	15:28'28.318
13	18.934	24.402	22.374	23.241	1'28.951	263,2	15:29'57.269
14	21.001	26.368	23.146	28.664	1'39.179P	254,5	15:31'36.448
15	4'20.711	26.677	22.731	23.121	5'33.240P	256,3	15:37'09.688
16	18.885	24.346	22.357	23.112	1'28.700	260,0	15:38'38.388
17	18.936	24.249	22.286	23.038	1'28.509	262,5	15:40'06.897
18	18.955	24.358	22.100	23.113	1'28.526	265,8	15:41'35.423
19	19.061	24.219	22.448	25.768	1'31.496	261,3	15:43'06.919
20	19.694	25.886	23.473	31.401	1'40.454P	245,8	15:44'47.373

14° 5 P. OETTL [1'28.713]							
Lap	Seg1	Seg2	Seg3	Seg4	Lap Time	km/h	Local Time
1		25.448	22.695	26.837	268,4	15:01'55.792	
2	19.211	24.538	22.774	23.515	1'30.038	267,8	15:03'25.830
3	18.999	24.501	22.194	23.404	1'29.098	269,8	15:04'54.928
4	19.003	24.562	24.194	24.240	1'31.999C	271,1	15:06'26.927
5	19.128	24.630	22.457	23.562	1'29.777	269,1	15:07'56.704
6	19.018	24.669	26.616	24.324	1'34.627	240,3	15:09'31.331
7	19.181	24.620	22.498	23.276	1'29.575	267,1	15:11'00.906
8	19.039	24.735	22.305	23.434	1'29.513	269,1	15:12'30.419
9	18.990	24.658	23.048	29.440	1'36.136P	265,8	15:14'06.555
10	4'13.980	26.091	23.694	29.938	5'33.703P	244,1	15:19'40.258
11	19.037	24.458	22.199	23.486	1'29.180	269,8	15:21'09.438
12	18.878	24.326	22.203	23.306	1'28.713	267,8	15:22'38.151
13	18.843	24.520	22.188	23.580	1'29.131	268,4	15:24'07.282
14	18.852	24.619	22.322	23.515	1'29.308	270,5	15:25'36.590
15	20.148	26.308	23.168	29.806	1'39.430P	263,2	15:27'16.020
16	6'48.929	25.129	22.473	23.503	8'00.034P	265,8	15:35'16.054
17	18.914	24.537	22.184	23.461	1'29.096	268,4	15:36'45.150
18	18.863	24.547	22.314	23.469	1'29.193	265,8	15:38'14.343
19	18.941	24.452	22.201	23.353	1'28.947	267,1	15:39'43.290
20	18.985	24.699	22.531	23.888	1'30.103	267,8	15:41'13.393
21	22.015	26.605	30.344	26.954	1'45.918	175,0	15:42'59.311
22	21.199	25.953	22.618	28.143	1'37.913P	264,4	15:44'37.224
23	39.401	26.151	23.118	24.613	1'53.283P	261,3	15:46'30.507

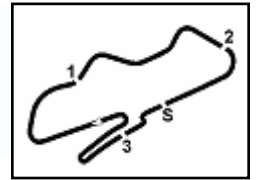
13° 47 A. BASSANI [1'28.534]							
Lap	Seg1	Seg2	Seg3	Seg4	Lap Time	km/h	Local Time
1		26.546	22.755	23.559	263,2	15:01'58.573	
2	19.283	24.450	22.194	23.149	1'29.076	262,5	15:03'27.649
3	19.053	24.171	22.328	23.135	1'28.687	263,8	15:04'56.336
4	19.013	24.361	22.338	23.020	1'28.732	265,8	15:06'25.068
5	19.310	24.843	23.012	23.146	1'30.311C	266,4	15:07'55.379
6	19.066	24.153	1'03.316	24.583	2'11.118	87,7	15:10'06.497
7	19.439	24.502	22.378	23.327	1'29.646	261,3	15:11'36.143
8	19.216	24.389	22.230	23.187	1'29.022	260,6	15:13'05.165
9	19.188	24.490	22.689	23.317	1'29.684	260,6	15:14'34.849
10	19.294	24.743	27.861	34.561	1'46.459P	260,0	15:16'21.308
11	10'02.035	29.694	23.390	23.867	11'18.986P	240,3	15:27'40.294
12	19.250	24.512	22.350	23.215	1'29.327	260,6	15:29'09.621
13	19.269	24.745	22.457	23.257	1'29.728	261,3	15:30'39.349
14	19.344	24.594	22.440	23.248	1'29.626	259,4	15:32'08.975
15	19.280	24.684	22.496	23.326	1'29.786	259,4	15:33'38.761
16	21.843	26.175	22.978	28.407	1'39.403P	255,1	15:35'18.164

15° 95 T. MACKENZIE [1'28.813]							
Lap	Seg1	Seg2	Seg3	Seg4	Lap Time	km/h	Local Time
1		26.312	23.098	23.788	254,5	15:01'59.455	
2	19.397	24.611	22.510	30.864	1'37.382	257,5	15:03'36.837
3	19.634	25.040	22.492	23.440	1'30.606	261,3	15:05'07.443
4	19.132	24.439	22.418	23.480	1'29.469	262,5	15:06'36.912
5	19.380	24.430	22.489	23.226	1'29.525	256,3	15:08'06.437
6	19.071	24.528	26.863	27.989	1'38.451P	225,7	15:09'44.888
7	5'13.192	25.705	23.184	23.810	6'25.891P	255,1	15:16'10.779
8	19.135	24.612	22.507	23.650	1'29.904	255,1	15:17'40.683
9	19.070	24.526	22.534	23.476	1'29.606	255,1	15:19'10.289
10	19.068	24.557	22.536	23.294	1'29.455	258,1	15:20'39.744
11	20.952	26.599	23.496	28.373	1'39.420P	249,2	15:22'19.164
12	8'25.042	25.718	22.845	23.654	9'37.259P	256,9	15:31'56.423
13	19.794	25.114	22.574	23.368	1'30.850	254,5	15:33'27.273
14	19.133	24.857	22.670	30.670	1'37.330P	256,3	15:35'04.603
15	3'32.256	27.723	22.970	23.489	4'46.438P	257,5	15:39'51.041
16	18.816	24.434	22.500	23.063	1'28.813	257,5	15:41'19.854
17	18.913	24.259	22.414	23.191	1'28.777C	255,1	15:42'48.631
18	18.966	24.263	22.418	23.765	1'29.412	252,7	15:44'18.043
19	18.982	24.188	22.504	23.199	1'28.873	251,5	15:45'46.916

15/07/2022 P = Pits In/Out - C = Lap Time Cancelled

These data/results cannot be reproduced, stored and/or transmitted in whole or in part by any manner of electronic, mechanical, photocopying, recording, broadcasting or otherwise now known or herein after developed without the previous express consent by the copyright owner, except for reproduction in daily press and regular printed publications on sale to the public within 60 days of the event related to those data/results and always provided that copyright symbol appears together as follows below.

© DORNA WSBK ORGANIZATION Srl 2022



Prosecco DOC - UK Round, 15-17 July 2022

Chronological Analysis Free Practice 2nd Session

8	19.258	24.661	22.633	23.798	1'30.350	255,1	15:24'22.793
9	19.149	24.410	22.651	32.170	1'38.380P	258,1	15:26'01.173
10	3'21.319	25.211	23.207	28.098	4'37.835P	255,1	15:30'39.008
11	3'09.230	24.958	22.818	23.883	4'20.889P	256,9	15:34'59.897
12	18.893	24.244	22.320	23.509	1'28.966	256,3	15:36'28.863
13	18.976	24.216	22.305	23.575	1'29.072	258,8	15:37'57.935
14	18.915	24.277	22.299	23.481	1'28.972	257,5	15:39'26.907
15	19.045	24.204	22.331	23.486	1'29.066	260,0	15:40'55.973
16	18.996	24.253	22.417	23.437	1'29.103	256,9	15:42'25.076
17	19.042	24.337	22.544	23.513	1'29.436	255,1	15:43'54.512
18	19.104	24.470	22.526	23.727	1'29.827	255,1	15:45'24.339

19° 2 R. TAMBURINI [1'29.423]							
Lap	Seg1	Seg2	Seg3	Seg4	Lap Time	km/h	Local Time
1		25.800	23.504	24.087		245,8	15:01'42.283
2	19.537	24.947	22.834	24.014	1'31.332	255,7	15:03'13.615
3	19.572	24.795	25.825	31.513	1'41.705	227,1	15:04'55.320
4	19.369	24.806	22.918	23.590	1'30.683	255,1	15:06'26.003
5	19.439	24.971	22.981	24.308	1'31.699	262,5	15:07'57.702
6	19.358	25.032	22.947	28.875	1'36.212P	262,5	15:09'33.914
7	8'45.969	25.990	24.018	30.813	10'06.790P	250,9	15:19'40.704
8	19.507	24.678	22.738	23.476	1'30.399	260,6	15:21'11.103
9	19.447	24.843	22.845	26.244	1'33.379	260,6	15:22'44.482
10	19.341	24.946	22.709	23.757	1'30.753	260,6	15:24'15.235
11	21.411	27.143	23.326	24.335	1'36.215	253,9	15:25'51.450
12	19.416	24.797	22.806	23.761	1'30.780	261,3	15:27'22.230
13	19.308	24.860	22.808	23.660	1'30.636	263,2	15:28'52.866
14	22.122	26.816	23.651	30.099	1'42.688P	248,0	15:30'35.554
15	6'43.958	27.316	24.081	24.800	8'00.155P	245,8	15:38'35.709
16	19.103	24.474	22.499	23.347	1'29.423	258,8	15:40'05.132
17	19.185	24.648	22.820	23.424	1'30.077	259,4	15:41'35.209
18	20.807	27.832	22.787	24.821	1'36.247	260,6	15:43'11.456
19	19.107	24.620	22.614	23.354	1'29.695	256,9	15:44'41.151
20	19.200	24.753	22.804	23.501	1'30.258	256,9	15:46'11.409

17° 50 E. LAVERTY [1'29.303]							
Lap	Seg1	Seg2	Seg3	Seg4	Lap Time	km/h	Local Time
1		26.890	23.484	23.829		252,1	15:01'39.935
2	19.306	25.107	22.662	23.415	1'30.490	265,8	15:03'10.425
3	19.269	24.852	22.918	23.566	1'30.605	263,8	15:04'41.030
4	22.085	25.860	25.464	28.272	1'41.681P	191,5	15:06'22.711
5	2'25.861	26.119	23.416	24.519	3'39.915P	241,9	15:10'02.626
6	19.381	24.800	22.618	23.341	1'30.140	260,6	15:11'32.766
7	19.158	24.742	22.770	23.271	1'29.941	258,8	15:13'02.707
8	19.111	24.826	22.654	23.386	1'29.977	258,8	15:14'32.684
9	20.403	25.876	23.182	28.779	1'38.240P	251,5	15:16'10.924
10	3'50.759	25.526	22.942	24.374	5'03.601P	259,4	15:21'14.525
11	19.090	24.717	22.418	23.260	1'29.485	263,8	15:22'44.010
12	19.074	24.776	22.408	23.246	1'29.504	263,2	15:24'13.514
13	20.888	25.827	23.342	28.096	1'38.153P	249,2	15:25'51.667
14	7'30.652	25.046	22.756	23.439	8'41.893P	252,1	15:34'33.560
15	19.029	24.589	22.462	23.223	1'29.303	258,1	15:36'02.863
16	19.126	24.760	22.750	23.204	1'29.940	259,4	15:37'32.803
17	19.120	24.864	22.647	23.475	1'30.106	258,8	15:39'02.909
18	19.210	24.827	22.717	28.361	1'35.115P	257,5	15:40'38.024
19	1'06.812	25.307	23.361	24.059	2'19.539P	244,6	15:42'57.563
20	19.079	24.587	22.630	23.334	1'29.630	259,4	15:44'27.193
21	19.150	24.705	22.586	23.547	1'29.988	260,0	15:45'57.181

20° 37 I. MYKHALCHYK [1'29.464]							
Lap	Seg1	Seg2	Seg3	Seg4	Lap Time	km/h	Local Time
1		28.688	23.560	24.039		261,3	15:02'05.154
2	19.413	25.129	22.641	23.813	1'30.996	264,5	15:03'36.150
3	19.303	24.659	22.726	23.601	1'30.289	263,2	15:05'06.439
4	19.095	24.573	22.632	23.570	1'29.870	261,9	15:06'36.309
5	21.525	29.049	22.911	23.762	1'37.247	251,5	15:08'13.556
6	20.501	27.506	26.764	24.925	1'39.696	232,5	15:09'53.252
7	19.267	25.150	22.887	29.216	1'36.520P	258,8	15:11'29.772
8	6'55.445	25.964	23.428	31.060	8'15.897P	253,9	15:19'45.669
9	19.300	25.181	23.029	23.819	1'31.329	261,3	15:21'16.998
10	19.187	27.320	28.911	28.048	1'43.466C	159,7	15:23'00.464
11	19.206	25.299	24.620	29.640	1'38.765P	260,6	15:24'39.229
12	4'31.805	33.413	26.293	29.213	6'00.724P	228,5	15:30'39.953
13	19.224	24.763	22.478	23.413	1'29.878	261,9	15:32'09.831
14	18.966	24.756	22.436	23.503	1'29.661	260,6	15:33'39.492
15	19.166	24.680	22.526	23.451	1'29.823	259,4	15:35'09.315
16	19.156	24.806	22.450	23.308	1'29.720	260,0	15:36'39.035
17	18.983	24.623	22.500	23.358	1'29.464	258,1	15:38'08.499
18	19.103	24.683	22.672	23.436	1'29.894	261,3	15:39'38.393
19	19.164	25.956	24.570	25.766	1'35.456	251,5	15:41'13.849
20	19.157	24.825	23.173	26.304	1'33.459C	259,4	15:42'47.308
21	21.685	27.388	27.157	31.801	1'48.031	210,6	15:44'35.339
22	19.358	26.798	23.247	25.886	1'35.289	260,0	15:46'10.628

18° 97 X. VIERGE [1'29.336]							
Lap	Seg1	Seg2	Seg3	Seg4	Lap Time	km/h	Local Time
1		26.695	23.362	23.470		258,8	15:01'50.221
2	19.721	25.326	22.897	23.465	1'31.409	264,5	15:03'21.630
3	19.697	25.094	23.222	23.383	1'31.396	261,9	15:04'53.026
4	19.654	24.943	23.021	23.589	1'31.207	265,1	15:06'24.233
5	19.866	25.009	23.418	23.613	1'31.906	265,8	15:07'56.139
6	19.330	24.769	22.935	23.269	1'30.303	265,1	15:09'26.442
7	19.332	24.858	22.954	23.475	1'30.619	257,5	15:10'57.061
8	19.512	24.926	23.291	23.505	1'31.234	261,3	15:12'28.295
9	19.624	25.555	23.982	26.041	1'35.202	256,9	15:14'03.497
10	19.498	25.123	23.199	23.511	1'31.331	261,3	15:15'34.828
11	19.622	25.032	23.028	30.084	1'37.766P	261,9	15:17'12.594
12	8'30.944	25.641	27.052	24.316	9'47.953P	214,9	15:27'00.547
13	19.309	24.497	22.596	23.328	1'29.730	267,1	15:28'30.277
14	19.321	24.633	22.823	23.187	1'29.964	262,5	15:30'00.241
15	19.186	24.744	22.861	23.158	1'29.949	260,6	15:31'30.190
16	19.237	24.623	22.835	23.340	1'30.035	258,8	15:33'00.225
17	19.490	25.386	26.338	23.508	1'34.722	175,9	15:34'34.947
18	19.167	24.556	22.788	23.617	1'30.128	265,1	15:36'05.075
19	19.085	24.571	22.609	23.071	1'29.336	267,1	15:37'34.411
20	19.098	24.760	22.811	23.340	1'30.009	261,9	15:39'04.420
21	19.450	24.771	22.975	23.584	1'30.780	260,6	15:40'35.200
22	19.164	24.571	22.740	23.124	1'29.599	263,2	15:42'04.799
23	19.206	24.602	32.527	24.174	1'40.509	146,6	15:43'45.308
24	19.150	24.566	22.650	23.081	1'29.447	265,1	15:45'14.755

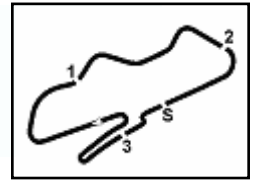
21° 36 L. MERCADO [1'29.682]							
Lap	Seg1	Seg2	Seg3	Seg4	Lap Time	km/h	Local Time
1		26.114	23.482	24.309		255,1	15:01'41.175
2	19.618	25.094	22.764	23.588	1'31.064	263,8	15:03'12.239
3	19.372	25.041	22.706	23.463	1'30.582	260,6	15:04'42.821
4	19.555	24.932			1'30.707	260,0	15:06'13.528
5	19.430	24.958	22.754	23.725	1'30.867	258,1	15:07'44.395
6	19.366	25.018	22.930	23.442	1'30.756	260,6	15:09'15.151
7	19.434	24.903	22.661	23.354	1'30.352	258,8	15:10'45.503
8	19.632	25.161	51.576	32.921	2'09.290P	185,6	15:12'54.793
9	4'34.181	27.191			5'47.475P	257,5	15:18'42.268
10	19.225	24.738	22.657	23.245	1'29.865	256,3	15:20'12.133
11	19.213	24.875	22.480	23.356	1'29.924	261,3	15:21'42.057
12	19.181	24.746	22.506	23.274	1'29.707	260,6	15:23'11.764
13	19.161	25.312	23.875	28.436	1'36.784P	256,9	15:24'48.548

15/07/2022

P = Pits In/Out - C = Lap Time Cancelled

These data/results cannot be reproduced, stored and/or transmitted in whole or in part by any manner of electronic, mechanical, photocopying, recording, broadcasting or otherwise now known or herein after developed without the previous express consent by the copyright owner, except for reproduction in daily press and regular printed publications on sale to the public within 60 days of the event related to those data/results and always provided that copyright symbol appears together as follows below.

© DORNA WSBK ORGANIZATION Srl 2022



Donington Park 4.023 m

Prosecco DOC - UK Round, 15-17 July 2022

Chronological Analysis Free Practice 2nd Session

5 / 5

14	9'26.336	25.199	22.890	23.330	10'37.755P	259,4	15:35'26.303
15	19.192	24.849	22.518	23.295	1'29.854	259,4	15:36'56.157
16	19.155	24.674	22.595	23.258	1'29.682	258,8	15:38'25.839
17	19.327	24.939	22.733	27.785	1'34.784P	258,8	15:40'00.623
18	2'03.684	25.446	22.825	23.423	3'15.378P	258,8	15:43'16.001
19	19.406	24.804	22.610	23.204	1'30.024C	253,3	15:44'46.025
20	19.184	24.720	22.427	23.404	1'29.735	260,6	15:46'15.760

5	19.877	25.170	23.399	31.832	1'40.278P	257,5	15:08'05.021
6	11'57.802	28.848	23.870	24.388	13'14.908P	252,1	15:21'19.929
7	20.081	25.299	23.211	24.144	1'32.735	255,1	15:22'52.664
8	19.571	25.091	22.980	23.820	1'31.462	256,3	15:24'24.126
9	19.599	25.149	22.854	23.640	1'31.242	256,3	15:25'55.368
10	22.142	27.347	24.553	30.028	1'44.070P	245,2	15:27'39.438
11	11'39.334	27.055	25.506	25.074	12'56.969P	224,7	15:40'36.407
12	19.387	24.953	23.096	23.449	1'30.885	255,1	15:42'07.292
13	19.489	24.971	27.976	26.292	1'38.728	244,6	15:43'46.020
14	19.312	24.750	22.937	23.460	1'30.459	255,7	15:45'16.479

22° 3 K. NOZANE [1'29.752]

Lap	Seg1	Seg2	Seg3	Seg4	Lap Time	km/h	Local Time
1		26.381	24.380	26.373		247,4	15:01'59.996
2	19.483	24.650	22.870	24.551	1'31.554	257,5	15:03'31.550
3	19.255	24.834	23.128	23.539	1'30.756	255,7	15:05'02.306
4	19.129	24.862	22.900	23.317	1'30.208	258,1	15:06'32.514
5	19.174	26.284	25.634	24.614	1'35.706	234,0	15:08'08.220
6	19.307	24.782	24.872	23.726	1'32.687	223,3	15:09'40.907
7	19.198	24.859	23.109	23.463	1'30.629	253,9	15:11'11.536
8	19.303	24.789	22.915	23.517	1'30.524	254,5	15:12'42.060
9	19.226	24.827	22.920	23.444	1'30.417	256,9	15:14'12.477
10	19.266	25.187	22.999	23.541	1'30.993	254,5	15:15'43.470
11	19.249	24.880	22.987	23.464	1'30.580	254,5	15:17'14.050
12	22.168	26.460	24.431	29.816	1'42.875P	232,5	15:18'56.925
13	5'40.783	25.672	23.473	23.561	6'53.489P	254,5	15:25'50.414
14	19.401	25.082	23.121	23.464	1'31.068	250,3	15:27'21.482
15	19.401	25.044	23.072	23.470	1'30.987	256,3	15:28'52.469
16	19.491	25.129	23.165	23.693	1'31.478	255,7	15:30'23.947
17	19.298	25.271	23.220	23.704	1'31.493	254,5	15:31'55.440
18	22.180	26.871	24.669	29.879	1'43.599P	238,7	15:33'39.039
19	4'30.759	27.975	24.888	25.020	5'48.642P	247,4	15:39'27.681
20	19.321	24.728	23.138	23.637	1'30.824	255,7	15:40'58.505
21	19.489	24.464	22.545	23.254	1'29.752	258,1	15:42'28.257
22	19.312	26.347	24.216	30.303	1'40.178P	249,2	15:44'08.435

25° 29 L. BERNARDI [1'30.519]

Lap	Seg1	Seg2	Seg3	Seg4	Lap Time	km/h	Local Time
1		28.349	23.676	24.149		263,8	15:01'45.211
2	19.623	25.378	22.793	23.734	1'31.528	269,1	15:03'16.739
3	20.008	25.300	23.133	23.908	1'32.349	260,0	15:04'49.088
4	19.584	25.406	22.845	23.795	1'31.640	263,8	15:06'20.728
5	19.521	25.353	22.822	23.769	1'31.465	265,8	15:07'52.193
6	19.600	25.211	23.085	27.832	1'35.728P	265,1	15:09'27.921
7	13'23.458	25.423	23.059	23.985	14'35.925P	264,5	15:24'03.846
8	19.377	25.399	23.060	23.652	1'31.488	265,8	15:25'35.334
9	19.571	24.999	22.888	23.539	1'30.997	263,8	15:27'06.331
10	19.465	24.865	25.578	23.905	1'33.813	252,7	15:28'40.144
11	19.617	25.173	23.019	23.677	1'31.486	261,9	15:30'11.630
12	19.690	25.250	22.823	23.750	1'31.513	262,5	15:31'43.143
13	19.787	25.174	23.660	28.951	1'37.572P	247,4	15:33'20.715
14	4'13.518	28.338	23.320	23.779	5'28.955P	255,1	15:38'49.670
15	19.403	24.895	22.813	23.714	1'30.825	263,8	15:40'20.495
16	19.285	25.076	22.832	23.416	1'30.609	263,2	15:41'51.104
17	19.387	24.775	22.902	23.455	1'30.519	262,5	15:43'21.623
18	19.437	24.886	22.686	23.676	1'30.685	261,9	15:44'52.308
19	19.317	25.019	22.693	23.724	1'30.753	263,8	15:46'23.061

23° 23 C. PONSSON [1'30.420]

Lap	Seg1	Seg2	Seg3	Seg4	Lap Time	km/h	Local Time
1		26.719	23.474	24.546		258,8	15:01'41.066
2	20.115	25.224	23.095	24.961	1'33.395	258,8	15:03'14.461
3	19.648	25.015	23.059	23.754	1'31.476	255,1	15:04'45.937
4	19.552	27.653	23.431	27.389	1'38.025	253,9	15:06'23.962
5	19.630	24.973	22.949	23.715	1'31.267	255,7	15:07'55.229
6	19.590	24.915	22.888	23.658	1'31.051	254,5	15:09'26.280
7	19.772	24.966	22.959	23.862	1'31.549	250,9	15:10'57.829
8	19.396	25.155	22.856	23.568	1'30.975	253,9	15:12'28.804
9	21.829	27.891	24.953	29.150	1'43.823P	228,5	15:14'12.627
10	7'29.615	26.155	23.622	26.310	8'45.702CP	251,5	15:22'58.329
11	19.691	25.061	22.937	23.833	1'31.522	258,1	15:24'29.851
12	19.544	25.646	24.926	25.788	1'35.904	227,1	15:26'05.755
13	19.484	24.921	22.890	23.626	1'30.921	249,2	15:27'36.676
14	20.353	27.248	23.188	28.522	1'39.311P	254,5	15:29'15.987
15	6'11.307	27.105	22.991	24.062	7'25.465P	252,7	15:36'41.452
16	19.412	24.934	22.585	23.605	1'30.536	253,3	15:38'11.988
17	19.342	24.859	22.598	23.621	1'30.420	254,5	15:39'42.408
18	22.269	27.608	24.140	24.050	1'38.067	238,7	15:41'20.475
19	19.436	24.757	22.663	24.697	1'31.553	254,5	15:42'52.028
20	19.425	24.596	23.056	28.648	1'35.725	252,1	15:44'27.753
21	19.511	24.696	22.795	23.481	1'30.483	255,1	15:45'58.236

26° 52 O. KONIG [1'30.692]

Lap	Seg1	Seg2	Seg3	Seg4	Lap Time	km/h	Local Time
1		26.134	23.627	25.019		255,7	15:01'42.904
2	19.831	25.440	23.526	24.810	1'33.607	257,5	15:03'16.511
3	19.539	25.388	25.160	24.280	1'34.367	256,9	15:04'50.878
4	19.611	25.255	23.011	38.807	1'46.684	258,1	15:06'37.562
5	20.739	27.550	23.654	23.760	1'35.703	258,8	15:08'13.265
6	19.442	25.311	22.955	23.821	1'31.529	257,5	15:09'44.794
7	19.452	25.369	23.155	30.764	1'38.740P	256,9	15:11'23.534
8	8'22.187	25.356	22.946	24.006	9'34.495P	258,1	15:20'58.029
9	19.278	25.310	22.802	23.769	1'31.159	257,5	15:22'29.188
10	19.399	25.788	26.172	24.533	1'35.892	185,9	15:24'05.080
11	19.350	24.963	22.854	23.794	1'30.961	260,0	15:25'36.041
12	19.359	24.914	22.955	23.842	1'31.070	256,3	15:27'07.111
13	19.546	24.910	22.756	23.480	1'30.692	258,8	15:28'37.803
14	19.471	24.872	22.772	23.774	1'30.889	256,9	15:30'08.692
15	19.863	27.590	23.148	23.782	11'13.849	255,7	15:41'22.541
16	19.386	25.304	22.945	24.043	1'31.678	256,9	15:42'54.219
17	19.317	25.111	22.896	23.835	1'31.159	257,5	15:44'25.378
18	19.364	25.018	22.966	24.059	1'31.407	253,9	15:45'56.785

24° 35 H. SYAHRIN [1'30.459]

Lap	Seg1	Seg2	Seg3	Seg4	Lap Time	km/h	Local Time
1		29.452	23.571	23.674		260,0	15:01'51.103
2	19.688	25.234	23.057	23.634	1'31.613	257,5	15:03'22.716
3	19.488	24.890	23.041	23.401	1'30.820	255,7	15:04'53.536
4	19.479	24.903	23.066	23.759	1'31.207	260,0	15:06'24.743

15/07/2022 P = Pits In/Out - C = Lap Time Cancelled

These data/results cannot be reproduced, stored and/or transmitted in whole or in part by any manner of electronic, mechanical, photocopying, recording, broadcasting or otherwise now known or herein after developed without the previous express consent by the copyright owner, except for reproduction in daily press and regular printed publications on sale to the public within 60 days of the event related to those data/results and always provided that copyright symbol appears together as follows below.

© DORNA WSBK ORGANIZATION Srl 2022