

Donington Park 4.023 m

Prosecco DOC UK Round, 15-17 July 2022 Results Race 1

Laps 12 = 48,276 Km - Time of Race 18'18.408 - Avg. 158,223 km/h

1 / 2

Pos	Grid	No. Rider	Nat	Team	Bike	Class	LL	Gap	Rel.	Fastest Lap	Speed	Qualifying	Speed
1	1	77 D. AEGERTER	SUI	Ten Kate Racing Yamaha	Yamaha YZF R6		12			1'30.726	245,2	1'29.961	240,3
2	7	7 L. BALDASSARRI	ITA	Evan Bros.WorldSSP Yamaha Team	Yamaha YZF R6		12	0.413	0.413	1'30.629	244,1	1'30.569	240,3
3	11	3 R. DE ROSA	ITA	Orelac Racing Verdnatura WorldSSP	Ducati Panigale V2		12	6.803	6.390	1'31.206	244,6	1'30.869	243,5
4	8	55 Y. MONTELLA	ITA	Kawasaki Puccetti Racing	Kawasaki ZX-6R		12	6.963	0.160	1'31.280	243,5	1'30.661	243,5
5	4	61 C. ONCU	TUR	Kawasaki Puccetti Racing	Kawasaki ZX-6R		12	13.442	6.479	1'31.535	239,7	1'30.445	239,2
6	18	62 S. MANZI	ITA	Dynavolt Triumph	Triumph Street Triple RS		12	15.706	2.264	1'31.790	246,3	1'31.097	245,8
7	9	38 H. SOOMER	EST	Dynavolt Triumph	Triumph Street Triple RS		12	16.925	1.219	1'31.949	243,0	1'30.834	240,8
8	12	94 A. VERDOIA	FRA	GMT94 Yamaha	Yamaha YZF R6		12	17.998	1.073	1'32.015	243,5	1'30.997	240,8
9	24	9 S. JESPERSEN	DEN	CM Racing	Ducati Panigale V2		12	18.334	0.336	1'32.052	240,8	1'31.899	238,7
10	10	25 M. BRENNER	SUI	VFT Racing	Yamaha YZF R6	*	12	19.208	0.874	1'32.233	244,1	1'30.843	238,1
11	20	32 O. BAYLISS	AUS	BARNI Spark Racing Team	Ducati Panigale V2		12	19.406	0.198	1'32.058	243,5	1'31.354	241,9
12	21	27 M. CASADEI	ITA	MV Agusta Reparto Corse	MV Agusta F3 800 RR		12	20.410	1.004	1'32.115	247,4	1'31.655	243,0
13	27	24 L. TACCINI	ITA	Ten Kate Racing Yamaha	Yamaha YZF R6		12	20.777	0.367	1'31.972	242,4	1'32.357	240,3
14	19	17 K. SMITH	GBR	VFT Racing	Yamaha YZF R6		12	22.585	1.808	1'32.022	243,5	1'31.125	239,7
15	13	54 B. SOFUOGLU	TUR	MV Agusta Reparto Corse	MV Agusta F3 800 RR	*	12	28.780	6.195	1'32.265	246,3	1'30.998	243,0
16	17	69 T. BOOTH-AMOS	GBR	Prodina Racing WorldSSP	Kawasaki ZX-6R	*	12	29.323	0.543	1'31.945	244,1	1'31.092	240,8
17	22	50 O. VOSTATEK	CZE	MS Racing Yamaha WorldSSP	Yamaha YZF R6		12	29.643	0.320	1'32.589	241,3	1'31.739	240,8
18	16	99 A. HUERTAS	ESP	MTM Kawasaki	Kawasaki ZX-6R		12	32.049	2.406	1'32.188	239,7	1'31.037	239,7
19	29	73 M. KOFLER	AUT	CM Racing	Ducati Panigale V2		12	32.088	0.039	1'32.614	240,8	1'32.788	240,8
20	23	23 I. VINALES	ESP	D34G Racing	Ducati Panigale V2	*	12	32.355	0.267	1'32.360	241,3	1'31.763	240,3
21	30	6 J. BUIS	NED	Motozoo Racing by Puccetti	Kawasaki ZX-6R	*	12	37.775	5.420	1'33.615	241,9	1'33.017	239,2
22	28	22 F. FULIGNI	ITA	D34G Racing	Ducati Panigale V2	*	12	37.939	0.164	1'33.320	238,7	1'32.746	240,3
23	31	36 S. KROEZE	NED	Kallio Racing	Yamaha YZF R6	*	12	43.731	5.792	1'34.291	240,8	1'33.298	239,7
-----Not Classified-----													
RET	3	28 G. VAN STRAALEN	NED	EAB Racing Team	Yamaha YZF R6		11	1 Lap		1'31.108	243,5	1'30.374	236,1
RET	26	21 B. CURRIE	AUS	Motozoo Racing by Puccetti	Kawasaki ZX-6R		10	2 Laps		1'32.254	243,5	1'32.281	239,2
RET	5	64 F. CARICASULO	ITA	Althea Racing	Ducati Panigale V2		7	5 Laps		1'31.033	244,6	1'30.503	244,1
RET	6	16 J. CLUZEL	FRA	GMT94 Yamaha	Yamaha YZF R6		4	8 Laps		1'32.538	245,8	1'30.532	239,7
RET	2	11 N. BULEGA	ITA	Aruba.it Racing WorldSSP Team	Ducati Panigale V2		1	11 Laps			244,1	1'30.318	240,8
RET	15	10 U. ORRADRE	ESP	MS Racing Yamaha WorldSSP	Yamaha YZF R6		0					1'31.035	239,7
RET	14	56 P. SEBESTYEN	HUN	Evan Bros.WorldSSP Yamaha Team	Yamaha YZF R6		0					1'31.012	238,1
RET	25	4 H. TRUELOVE	GBR	ColinAppleyard/Macadam-Yamaha	Yamaha YZF R6		0					1'32.163	234,5

AIR	Humidity:	39%	Temp:	25°C
TRACK	Condition:	Dry	Temp:	43°C

Records	Pole (QP)	2015	K.Sofuoglu	1'29.925	161,054 Km/h
	Race (RC)	2015	J.Cluzel	1'30.425	160,164 Km/h
	All Times (QP)	2015	K.Sofuoglu	1'29.925	161,054 Km/h
Race Fastest Lap		Lap 11	L.Baldassarri	1'30.629	159,803 Km/h

LAP LEADERS				
No. Rider	From	To	Laps	Total
61 C. ONCU	1	1	1	1
7 L. BALDASSARRI	2	7	6	6
77 D. AEGERTER	8	12	5	5

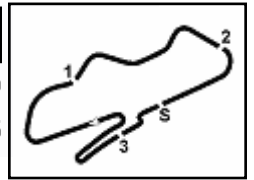
TOTAL LEADER LAPS	
No. Rider	Laps
77 D. AEGERTER	51
7 L. BALDASSARRI	41
61 C. ONCU	24
11 N. BULEGA	19
28 G. VAN STRAALEN	9
16 J. CLUZEL	1

* WorldSSP Challenge

16/07/2022 Start 15:45 End 16:06 The results are provisional until the end of the time limit for protests and appeals and the completion of the technical checks.

These data/results cannot be reproduced, stored and/or transmitted in whole or in part by any manner of electronic, mechanical, photocopying, recording, broadcasting or otherwise now known or herein after developed without the previous express consent by the copyright owner, except for reproduction in daily press and regular printed publications on sale to the public within 60 days of the event related to those data/results and always provided that copyright symbol appears together as follows below.

© DORNA WSBK ORGANIZATION Srl 2022

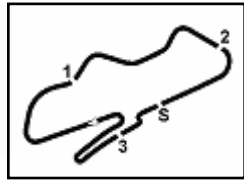

Prosecco DOC UK Round, 15-17 July 2022
Results Race 1
Race Highlights

Time	No. Rider	Description
15.10.02	21 B. CURRIE	Racelink not working
15.12.50		Warm-up Lap Start
15.13.07	4 H. TRUELOVE	Not Started
15.14.50	23 I. VINALES	Entered Pits
15.15.27		START DELAYED
15.16.00	10 U. ORRADRE	Bike moved to the pit
15.17.03		Race on 18 Laps
15.19.40	10 U. ORRADRE	Will start the race from the back of the grid
15.20.53		Warm-up Lap Start
15.23.18	23 I. VINALES	Retired
15.23.55	56 P. SEBESTYEN	Crashed - Turn 4
15.24.26	10 U. ORRADRE	Crashed - Turn 4
15.24.39		RED FLAG (less than 3 laps completed)
15.30.00		Quick Start procedure
15.30.01		Pit Lane will open at 15.40 for 1 minute
15.30.02		Race on 12 Laps
15.40.00		Pit Lane Opened
15.41.00		Pit Lane Closed
15.42.46	23 I. VINALES	Will start the race from the back of the grid
15.42.47	22 F. FULIGNI	Will start the race from the back of the grid
15.43.26		Warm-up Lap Start
15.44.00	4 H. TRUELOVE	Not Started
15.44.03	56 P. SEBESTYEN	Retired
15.44.08	10 U. ORRADRE	Retired
15.45.43		Start
15.47.11	99 A. HUERTAS	Crashed - Re-Joined - Turn 11
15.47.20	54 B. SOFUOGLU	Crashed - Re-Joined - Turn 11
15.47.47		No Jump Start
15.48.29	11 N. BULEGA	Crashed - Turn 11
15.49.22	11 N. BULEGA	Not Actively Competing
15.51.53	16 J. CLUZEL	Crashed - Turn 12
15.52.54	16 J. CLUZEL	Not Actively Competing
15.53.49	16 J. CLUZEL	Medical Centre
15.56.57	64 F. CARICASULO	Crashed - Turn 4
15.57.57		2/3 of Race Distance Completed
15.58.07	64 F. CARICASULO	Not Actively Competing
16.00.02		Yamaha R3 Race 2 Pit Lane Will Open at 16.15
16.01.18	21 B. CURRIE	Entered Pits
16.03.01	21 B. CURRIE	Retired
16.03.40	28 G. VAN STRAALEN	Crashed - Turn 10
16.04.16	28 G. VAN STRAALEN	Medical Centre
16.04.20	28 G. VAN STRAALEN	Not Actively Competing
16.05.46		Podium Confirmed
16.06.41		Results confirmed
16.06.46		End Of Session

16/07/2022 Start End The results are provisional until the end of the time limit for protests and appeals and the completion of the technical checks.

These data/results cannot be reproduced, stored and/or transmitted in whole or in part by any manner of electronic, mechanical, photocopying, recording, broadcasting or otherwise now known or herein after developed without the previous express consent by the copyright owner, except for reproduction in daily press and regular printed publications on sale to the public within 60 days of the event related to those data/results and always provided that copyright symbol appears together as follows below.

© DORNA WSBK ORGANIZATION Srl 2022

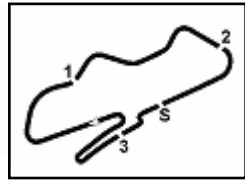


Prosecco DOC UK Round, 15-17 July 2022
Championship Standings

	Points	Points From First	Points From Previous	April ARAGON	April ASSEN	May ESTORIL	June MISANO	July DONINGTON	July MOST	September MAGNY-COURS	September BARCELONA	October PORTIMAO	October VILLICUM	November MANDALIKA	November PHILLIP ISLAND				
1 AEGERTER Dominique (SUI)	220			20 25	25 25	25 25	25 25	25											
2 BALDASSARRI Lorenzo (ITA)	161	59		25 20	20	20 16	20 20	20											
3 BULEGA Nicolo (ITA)	104	116	57	11 16	16 13	16	16 16												
4 ONCU Can (TUR)	91	129	13	16	16	13 11	13 11	11											
5 MONTELLA Yari (ITA)	75	145	16	9	4 7	10 13	10 9	13											
6 VAN STRAALLEN Glenn (NED)	63	157	12	13 13	20	9 8													
7 MANZI Stefano (ITA)	61	159	2	9 8	10		11 13	10											
8 SOOMER Hannes (EST)	53	167	8	5 6	9 11		4 5 4	9											
9 CARICASULO Federico (ITA)	44	176	9	8 4	11	11	10												
10 HUERTAS Adrian (ESP)	41	179	3	7 5	5	8 9	6 1												
11 TUULI Niki (FIN)	40	180	1	10 11	10 9														
12 CLUZEL Jules (FRA)	39	181	1	10	13		9 7												
13 DE ROSA Raffaele (ITA)	37	183	2	7 7	1		6 16	16											
14 SMITH Kyle (GBR)	35	185	2		8	5 20		2											
15 BAYLISS Oliver (AUS)	26	194	9		2 5	4 10		5											
16 VERDOIA Andy (FRA)	24	196	2	1		7	3 5 8												
17 BRENNER Marcel (SUI)	21	199	3		4	1	7 3 6												
18 CASADEI Mattia (ITA)	20	200	1				8 8 4												
19 HOBELSBERGER Patrick (GER)	17	203	3	6 3	8														
20 SOFUOGLU Bahattin (TUR)	16	204	1	4 2	1 6		2												
21 TACCINI Leonardo (ITA)	16	204	0		6 3	2	2 3												
22 VOSTATEK Ondrej (CZE)	12	208	4			6 6													
23 SEBESTYEN Peter (HUN)	11	209	1	2			3 4 2												
24 JESPERSEN Simon (DEN)	10	210	1			3		7											
25 EDWARDS Tom (AUS)	7	213	3			7													

16/07/2022 First Line: Championship Standings - Second Line: Ranking Progression
 These data/results cannot be reproduced, stored and/or transmitted in whole or in part by any manner of electronic, mechanical, photocopying, recording, broadcasting or otherwise now known or herein after developed without the previous express consent by the copyright owner, except for reproduction in daily press and regular printed publications on sale to the public within 60 days of the event related to those data/results and always provided that copyright symbol appears together as follows below.
 © DORNA WSBK ORGANIZATION Srl 2022





Donington Park 4.023 m

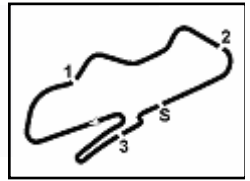
Prosecco DOC UK Round, 15-17 July 2022
Championship Standings

	Points	Points From First	Points From Previous	April ARAGON	April ASSEN	May ESTORIL	June MISANO	July DONINGTON	July MOST	September MAGNY-COURS	September BARCELONA	October PORTIMAO	October VILLICUM	November MANDALIKA	November PHILLIP ISLAND			
26 OTTAVIANI Luca (ITA)	5	215	2				5 22	25	25	26								
27 ORRADRE Unai (ESP)	5	215	0		3 18	2 19	21	22	25	25	26							
28 BOOTH-AMOS Thomas (GBR)	4	216	1	3 13	1 16	17	20	23	26	27	27	28						
29 SPINELLI Nicholas (ITA)	1	219	3					1 29	29	29								
30 CURRIE Benjamin (AUS)	1	219	0					1 28	29	29	29							

16/07/2022 First Line: Championship Standings - Second Line: Ranking Progression

These data/results cannot be reproduced, stored and/or transmitted in whole or in part by any manner of electronic, mechanical, photocopying, recording, broadcasting or otherwise now known or herein after developed without the previous express consent by the copyright owner, except for reproduction in daily press and regular printed publications on sale to the public within 60 days of the event related to those data/results and always provided that copyright symbol appears together as follows below.

© DORNA WSBK ORGANIZATION Srl 2022



Donington Park 4.023 m

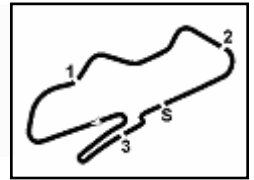
Prosecco DOC UK Round, 15-17 July 2022
Championship Standings

Points	Points From First	Points From Previous	WorldSSP Challenge															
			April ARAGON	April ASSEN	May ESTORIL	June MISANO	July DONINGTON	July MOST	September MAGNY-COURS	September BARCELONA	October PORTIMAO	October VILLICUM						
1 BRENNER Marcel (SUI)	21			4 2	1 2 2	7 3 2 1	6 1											
2 SOFUOGLU Bahattin (TUR)	16 5		4 2 1 1	1 6 1 1	2 1 1	1 1 1	2 2											
3 BOOTH-AMOS Thomas (GBR)	4 17 12		3 1 2 2	2 2 2 2	3 3 3 3	3 3 3 3	3 3											
4 SPINELLI Nicholas (ITA)	1 20 3					1 4 4	4 4											

16/07/2022 First Line: Championship Standings - Second Line: Ranking Progression

These data/results cannot be reproduced, stored and/or transmitted in whole or in part by any manner of electronic, mechanical, photocopying, recording, broadcasting or otherwise now known or herein after developed without the previous express consent by the copyright owner, except for reproduction in daily press and regular printed publications on sale to the public within 60 days of the event related to those data/results and always provided that copyright symbol appears together as follows below.

© DORNA WSBK ORGANIZATION Srl 2022



Donington Park 4.023 m

Prosecco DOC UK Round, 15-17 July 2022
Lap Chart Race 1

1 / 4

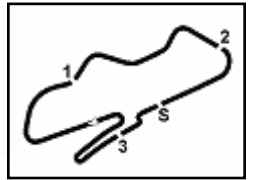
	Lap											
	1	2	3	4	5	6	7	8	9	10	11	12
1	61	7	7	7	7	7	7	77	77	77	77	77
2	77	61	77	77	77	77	77	7	7	7	7	7
3	11	77	61	61	61	55	55	55	55	3	3	3
4	55	55	55	55	55	61	61	3	3	55	28	55
5	7	16	3	3	3	3	3	61	28	28	55	61
6	16	28	28	28	28	28	64	28	61	61	61	62
7	28	3	16	64	64	64	28	17	62	62	62	38
8	3	64	64	62	17	17	17	62	38	38	38	94
9	64	62	62	38	38	38	38	38	9	9	9	9
10	62	38	38	17	9	62	62	9	17	94	94	25
11	38	9	17	16	94	9	9	94	94	25	25	32
12	69	17	9	9	62	94	94	25	25	17	32	27
13	9	94	94	94	25	25	25	32	32	32	27	24
14	17	25	25	25	21	21	21	21	27	27	24	17
15	94	27	27	21	32	32	32	27	24	24	17	54
16	25	21	21	32	50	27	27	24	21	50	50	69
17	32	32	32	50	27	24	24	50	50	69	54	50
18	27	50	50	27	24	50	50	73	73	54	69	99
19	21	6	24	24	73	73	73	54	54	73	73	73
20	50	23	23	23	6	6	54	69	69	99	99	23
21	6	24	73	73	22	54	6	99	99	23	23	6
22	73	73	6	6	54	22	69	6	23	6	6	22
23	24	22	22	22	36	69	22	23	6	21	22	36
24	23	36	36	36	69	36	23	22	22	22	36	
25	22	54	54	54	23	23	99	36	36	36		
26	36	69	69	69	99	99	36					
27	54	99	99	99								
28	99											

Final Result		
1	77 D. AEGERTER	Laps 12
2	7 L. BALDASSARRI	0.413
3	3 R. DE ROSA	6.803
4	55 Y. MONTELLA	6.963
5	61 C. ONCU	13.442
6	62 S. MANZI	15.706
7	38 H. SOOMER	16.925
8	94 A. VERDOIA	17.998
9	9 S. JESPERSEN	18.334
10	25 M. BRENNER	19.208
11	32 D. BAYLISS	19.406
12	27 M. CASADEI	20.410
13	24 L. TACCINI	20.777
14	17 K. SMITH	22.585
15	54 B. SOFUOGLU	28.780
16	69 T. BOOTH-AMOS	29.323
17	50 D. VOSTATEK	29.643
18	99 A. HUERTAS	32.049
19	73 M. KOFLER	32.088
20	23 I. VINALES	32.355
21	6 J. BUIS	37.775
22	22 F. FULIGNI	37.939
23	36 S. KROEZE	43.731
RET	28 G. VAN STRAALLEN	1 Lap
RET	21 B. CURRIE	2 Laps
RET	64 F. CARICASULO	5 Laps
RET	16 J. CLUZEL	8 Laps
RET	11 N. BULEGA	11 Laps
RET	56 P. SEBESTYEN	
RET	10 U. ORRADRE	
RET	4 H. TRUETOLOVE	

16/07/2022

These data/results cannot be reproduced, stored and/or transmitted in whole or in part by any manner of electronic, mechanical, photocopying, recording, broadcasting or otherwise now known or herein after developed without the previous express consent by the copyright owner, except for reproduction in daily press and regular printed publications on sale to the public within 60 days of the event related to those data/results and always provided that copyright symbol appears together as follows below.

© DORNA WSBK ORGANIZATION Srl 2022



Prosecco DOC UK Round, 15-17 July 2022
Lap Chart Race 1

Lap 1	
1	61 C.Oncu 1'35.135
2	77 D.Aegerter 0.237
3	11 N.Bulega 0.372
4	55 Y.Montella 0.670
5	7 L.Baldassarri 0.793
6	16 J.Cluzel 0.846
7	28 G.van Straalen 1.041
8	3 R.De Rosa 1.750
9	64 F.Caricasulo 2.204
10	62 S.Manzi 2.288
11	38 H.Soomer 2.444
12	69 T.Booth-Amos 2.871
13	9 S.Jespersen 2.973
14	17 K.Smith 3.470
15	94 A.Verdoia 3.665
16	25 M.Brenner 3.866
17	32 O.Bayliss 4.108
18	27 M.Casadei 4.754
19	21 B.Currie 4.791
20	50 O.Vostatek 4.885
21	6 J.Buis 5.115
22	73 M.Kofler 5.280
23	24 L.Taccini 5.488
24	23 I.Vinales 5.583
25	22 F.Fulgini 6.002
26	36 S.Kroeze 6.488
27	54 B.Sofuoglu 10.789
28	99 A.Huertas 16.122

Lap 2	
1	7 L.Baldassarri 3'07.736
2	61 C.Oncu 0.453
3	77 D.Aegerter 0.592
4	55 Y.Montella 0.883
5	16 J.Cluzel 1.030
6	28 G.van Straalen 1.267
7	3 R.De Rosa 1.590
8	64 F.Caricasulo 1.789
9	62 S.Manzi 2.035
10	38 H.Soomer 2.370
11	9 S.Jespersen 3.313
12	17 K.Smith 3.626
13	94 A.Verdoia 3.866
14	25 M.Brenner 4.207
15	27 M.Casadei 4.626
16	21 B.Currie 5.109
17	32 O.Bayliss 5.188
18	50 O.Vostatek 5.694
19	6 J.Buis 6.302
20	23 I.Vinales 6.452
21	24 L.Taccini 6.734
22	73 M.Kofler 6.997
23	22 F.Fulgini 7.408
24	36 S.Kroeze 8.230
25	54 B.Sofuoglu 12.024
26	69 T.Booth-Amos 15.430
27	99 A.Huertas 16.922

Lap 3	
1	7 L.Baldassarri 4'39.187
2	77 D.Aegerter 0.378
3	61 C.Oncu 0.812
4	55 Y.Montella 1.282
5	3 R.De Rosa 1.909
6	28 G.van Straalen 2.033
7	16 J.Cluzel 2.117
8	64 F.Caricasulo 2.317
9	62 S.Manzi 2.703
10	38 H.Soomer 3.150
11	17 K.Smith 4.464
12	9 S.Jespersen 4.697
13	94 A.Verdoia 4.954

14	25 M.Brenner 5.376
15	27 M.Casadei 5.593
16	21 B.Currie 6.273
17	32 O.Bayliss 6.567
18	50 O.Vostatek 6.972
19	24 L.Taccini 8.548
20	23 I.Vinales 8.787
21	73 M.Kofler 9.256
22	6 J.Buis 9.507
23	22 F.Fulgini 9.991
24	36 S.Kroeze 11.426
25	54 B.Sofuoglu 13.229
26	69 T.Booth-Amos 16.912
27	99 A.Huertas 18.229

Lap 4	
1	7 L.Baldassarri 6'10.150
2	77 D.Aegerter 0.612
3	61 C.Oncu 1.384
4	55 Y.Montella 1.599
5	3 R.De Rosa 2.152
6	28 G.van Straalen 2.425
7	64 F.Caricasulo 3.083
8	62 S.Manzi 4.962
9	38 H.Soomer 5.285
10	17 K.Smith 5.822
11	16 J.Cluzel 6.028
12	9 S.Jespersen 6.192
13	94 A.Verdoia 6.287
14	25 M.Brenner 7.172
15	21 B.Currie 7.742
16	32 O.Bayliss 8.071
17	50 O.Vostatek 8.598
18	27 M.Casadei 9.124
19	24 L.Taccini 10.354
20	23 I.Vinales 10.631
21	73 M.Kofler 11.299
22	6 J.Buis 12.159
23	22 F.Fulgini 12.496
24	36 S.Kroeze 14.813
25	54 B.Sofuoglu 14.945
26	69 T.Booth-Amos 18.096
27	99 A.Huertas 19.517

Lap 5	
1	7 L.Baldassarri 7'41.226
2	77 D.Aegerter 0.323
3	61 C.Oncu 1.855
4	55 Y.Montella 2.067
5	3 R.De Rosa 2.499
6	28 G.van Straalen 2.626
7	64 F.Caricasulo 3.252
8	17 K.Smith 7.888
9	38 H.Soomer 8.221
10	9 S.Jespersen 8.339
11	94 A.Verdoia 8.667
12	62 S.Manzi 8.995
13	25 M.Brenner 9.193
14	21 B.Currie 9.754
15	32 O.Bayliss 10.282
16	50 O.Vostatek 10.485
17	27 M.Casadei 10.738
18	24 L.Taccini 11.495
19	73 M.Kofler 12.837
20	6 J.Buis 14.771
21	22 F.Fulgini 14.933
22	54 B.Sofuoglu 16.134
23	36 S.Kroeze 18.093
24	69 T.Booth-Amos 19.048
25	23 I.Vinales 20.015
26	99 A.Huertas 21.165

Lap 6	
-------	--

1	7 L.Baldassarri 9'12.271
2	77 D.Aegerter 0.410
3	55 Y.Montella 2.377
4	61 C.Oncu 2.670
5	3 R.De Rosa 2.898
6	28 G.van Straalen 3.107
7	64 F.Caricasulo 3.240
8	17 K.Smith 8.865
9	38 H.Soomer 9.289
10	62 S.Manzi 9.905
11	9 S.Jespersen 10.166
12	94 A.Verdoia 10.400
13	25 M.Brenner 10.809
14	21 B.Currie 11.275
15	32 O.Bayliss 11.680
16	27 M.Casadei 12.403
17	24 L.Taccini 12.666
18	50 O.Vostatek 13.047
19	73 M.Kofler 14.881
20	6 J.Buis 17.348
21	54 B.Sofuoglu 17.847
22	22 F.Fulgini 19.120
23	69 T.Booth-Amos 20.088
24	36 S.Kroeze 21.339
25	23 I.Vinales 21.871
26	99 A.Huertas 22.308

Lap 7	
1	7 L.Baldassarri 10'43.251
2	77 D.Aegerter 0.478
3	55 Y.Montella 2.970
4	61 C.Oncu 3.316
5	3 R.De Rosa 3.595
6	64 F.Caricasulo 3.926
7	28 G.van Straalen 3.967
8	17 K.Smith 10.090
9	38 H.Soomer 10.526
10	62 S.Manzi 10.884
11	9 S.Jespersen 11.316
12	94 A.Verdoia 11.661
13	25 M.Brenner 12.110
14	21 B.Currie 12.549
15	32 O.Bayliss 12.758
16	27 M.Casadei 13.817
17	24 L.Taccini 14.198
18	50 O.Vostatek 15.025
19	73 M.Kofler 17.814
20	54 B.Sofuoglu 19.988
21	6 J.Buis 20.659
22	69 T.Booth-Amos 22.007
23	22 F.Fulgini 22.684
24	23 I.Vinales 23.629
25	99 A.Huertas 23.929
26	36 S.Kroeze 25.671

Lap 8	
1	77 D.Aegerter 12'14.834
2	7 L.Baldassarri 0.266
3	55 Y.Montella 2.834
4	3 R.De Rosa 3.731
5	61 C.Oncu 4.057
6	28 G.van Straalen 4.203
7	17 K.Smith 10.882
8	62 S.Manzi 11.198
9	38 H.Soomer 11.612
10	9 S.Jespersen 11.785
11	94 A.Verdoia 12.093
12	25 M.Brenner 12.924
13	32 O.Bayliss 13.441
14	21 B.Currie 13.846
15	27 M.Casadei 14.349
16	24 L.Taccini 14.587
17	50 O.Vostatek 16.948

18	73 M.Kofler 20.071
19	54 B.Sofuoglu 21.029
20	69 T.Booth-Amos 22.903
21	99 A.Huertas 25.280
22	6 J.Buis 25.362
23	23 I.Vinales 25.588
24	22 F.Fulgini 26.111
25	36 S.Kroeze 28.516

Lap 9	
1	77 D.Aegerter 13'45.807
2	7 L.Baldassarri 0.375
3	55 Y.Montella 3.679
4	3 R.De Rosa 4.193
5	28 G.van Straalen 4.338
6	61 C.Oncu 4.994
7	62 S.Manzi 12.015
8	38 H.Soomer 12.793
9	9 S.Jespersen 13.105
10	17 K.Smith 13.327
11	94 A.Verdoia 13.498
12	25 M.Brenner 14.184
13	32 O.Bayliss 14.557
14	27 M.Casadei 15.700
15	24 L.Taccini 15.991
16	21 B.Currie 16.497
17	50 O.Vostatek 19.389
18	73 M.Kofler 22.804
19	54 B.Sofuoglu 22.977
20	69 T.Booth-Amos 23.875
21	99 A.Huertas 26.529
22	23 I.Vinales 27.210
23	6 J.Buis 28.110
24	22 F.Fulgini 28.458
25	36 S.Kroeze 31.931

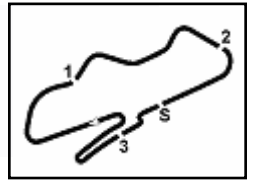
Lap 10	
1	77 D.Aegerter 15'16.533
2	7 L.Baldassarri 0.519
3	3 R.De Rosa 5.025
4	55 Y.Montella 5.270
5	28 G.van Straalen 5.476
6	61 C.Oncu 6.473
7	62 S.Manzi 13.317
8	38 H.Soomer 14.016
9	9 S.Jespersen 14.536
10	94 A.Verdoia 15.657
11	25 M.Brenner 15.944
12	17 K.Smith 16.237
13	32 O.Bayliss 16.381
14	27 M.Casadei 17.118
15	24 L.Taccini 17.492
16	50 O.Vostatek 22.383
17	69 T.Booth-Amos 25.352
18	54 B.Sofuoglu 25.509
19	73 M.Kofler 26.011
20	99 A.Huertas 28.517
21	23 I.Vinales 28.844
22	6 J.Buis 31.007
23	21 B.Currie 31.105
24	22 F.Fulgini 31.694
25	36 S.Kroeze 35.845

Lap 11	
1	77 D.Aegerter 16'47.338
2	7 L.Baldassarri 0.343
3	3 R.De Rosa 5.860
4	28 G.van Straalen 6.205
5	55 Y.Montella 6.403
6	61 C.Oncu 9.263
7	62 S.Manzi 14.418
8	38 H.Soomer 15.199
9	9 S.Jespersen 16.500

16/07/2022

These data/results cannot be reproduced, stored and/or transmitted in whole or in part by any manner of electronic, mechanical, photocopying, recording, broadcasting or otherwise now known or herein after developed without the previous express consent by the copyright owner, except for reproduction in daily press and regular printed publications on sale to the public within 60 days of the event related to those data/results and always provided that copyright symbol appears together as follows below.

© DORNA WSBK ORGANIZATION Srl 2022



Donington Park 4.023 m

3 / 4

Prosecco DOC UK Round, 15-17 July 2022
Lap Chart Race 1

10	94	A.Verdoia	16.872
11	25	M.Brenner	17.709
12	32	O.Bayliss	17.959
13	27	M.Casadei	18.808
14	24	L.Taccini	19.179
15	17	K.Smith	20.011
16	50	O.Vostatek	25.217
17	54	B.Sofuoglu	27.108
18	69	T.Booth-Amos	27.507
19	73	M.Kofler	28.751
20	99	A.Huertas	30.422
21	23	I.Vinales	30.614
22	6	J.Buis	34.564
23	22	F.Fuligni	34.588
24	36	S.Kroeze	39.783

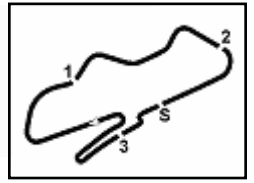
Lap 12

1	77	D.Aegerter	18'18.408
2	7	L.Baldassarri	0.413
3	3	R.De Rosa	6.803
4	55	Y.Montella	6.963
5	61	C.Oncu	13.442
6	62	S.Manzi	15.706
7	38	H.Soomer	16.925
8	94	A.Verdoia	17.998
9	9	S.Jespersen	18.334
10	25	M.Brenner	19.208
11	32	O.Bayliss	19.406
12	27	M.Casadei	20.410
13	24	L.Taccini	20.777
14	17	K.Smith	22.585
15	54	B.Sofuoglu	28.780
16	69	T.Booth-Amos	29.323
17	50	O.Vostatek	29.643
18	99	A.Huertas	32.049
19	73	M.Kofler	32.088
20	23	I.Vinales	32.355
21	6	J.Buis	37.775
22	22	F.Fuligni	37.939
23	36	S.Kroeze	43.731

16/07/2022

These data/results cannot be reproduced, stored and/or transmitted in whole or in part by any manner of electronic, mechanical, photocopying, recording, broadcasting or otherwise now known or herein after developed without the previous express consent by the copyright owner, except for reproduction in daily press and regular printed publications on sale to the public within 60 days of the event related to those data/results and always provided that copyright symbol appears together as follows below.

© DORNA WSBK ORGANIZATION Srl 2022



Donington Park 4.023 m

4 / 4

Prosecco DOC UK Round, 15-17 July 2022
Lap Chart Race 1

Race Pace Comparison

	77 Aeg	7 Bal	3 DeR	55 Mon	61 Onc	62 Man	38 Soo	94 Ver	9 Jes	25 Bre	32 Bay	27 Cas	24 Tac	17 Smi
1	1'35.372	1'35.928	1'36.885	1'35.805	1'35.135	1'37.423	1'37.579	1'38.800	1'38.108	1'39.021	1'39.243	1'39.889	1'40.623	1'38.605
2	1'32.956	1'31.808	1'32.441	1'32.814	1'33.054	1'32.348	1'32.527	1'32.802	1'32.941	1'32.922	1'33.681	1'32.473	1'33.847	1'32.757
3	1'31.237	1'31.451	1'31.770	1'31.850	1'31.810	1'32.119	1'32.231	1'32.539	1'32.835	1'32.620	1'32.830	1'32.418	1'33.265	1'32.289
4	1'31.197	1'30.963	1'31.206	1'31.280	1'31.535	1'33.222	1'33.098	1'32.296	1'32.458	1'32.759	1'32.467	1'34.494	1'32.769	1'32.321
5	1'30.787	1'31.076	1'31.423	1'31.544	1'31.547	1'35.109	1'34.012	1'33.456	1'33.223	1'33.097	1'33.287	1'32.690	1'32.217	1'33.142
6	1'31.132	1'31.045	1'31.444	1'31.355	1'31.860	1'31.955	1'32.113	1'32.778	1'32.872	1'32.661	1'32.443	1'32.710	1'32.216	1'32.022
7	1'31.048	1'30.980	1'31.677	1'31.573	1'31.626	1'31.959	1'32.217	1'32.241	1'32.130	1'32.281	1'32.058	1'32.394	1'32.512	1'32.205
8	1'31.105	1'31.849	1'31.719	1'31.447	1'32.324	1'31.897	1'32.669	1'32.015	1'32.052	1'32.397	1'32.266	1'32.115	1'31.972	1'32.375
9	1'30.973	1'31.082	1'31.435	1'31.818	1'31.910	1'31.790	1'32.154	1'32.378	1'32.293	1'32.233	1'32.089	1'32.324	1'32.377	1'33.418
10	1'30.726	1'30.870	1'31.558	1'32.317	1'32.205	1'32.028	1'31.949	1'32.885	1'32.157	1'32.486	1'32.550	1'32.144	1'32.227	1'33.636
11	1'30.805	1'30.629	1'31.640	1'31.938	1'33.595	1'31.906	1'31.988	1'32.020	1'32.769	1'32.570	1'32.383	1'32.495	1'32.492	1'34.579
12	1'31.070	1'31.140	1'32.013	1'31.630	1'35.249	1'32.358	1'32.796	1'32.196	1'32.904	1'32.569	1'32.517	1'32.672	1'32.668	1'33.644

	54 Sof	69 Boo	50 Vos	99 Hue	73 Kof	23 Vin	6 Bui	22 FFe	36 Kro	28 vSt	21 Cur	64 Car	16 Clu	11 Bul
1	1'45.924	1'38.006	1'40.020	1'51.257	1'40.415	1'40.718	1'40.250	1'41.137	1'41.623	1'36.176	1'39.926	1'37.339	1'35.981	1'35.507
2	1'33.836	1'45.160	1'33.410	1'33.401	1'34.318	1'33.470	1'33.788	1'34.007	1'34.343	1'32.827	1'32.919	1'32.186	1'32.785	
3	1'32.656	1'32.933	1'32.729	1'32.758	1'33.710	1'33.786	1'34.656	1'34.034	1'34.647	1'32.217	1'32.615	1'31.979	1'32.538	
4	1'32.679	1'32.147	1'32.589	1'32.251	1'33.006	1'32.807	1'33.615	1'33.468	1'34.350	1'31.355	1'32.432	1'31.729	1'34.874	
5	1'32.265	1'32.028	1'32.963	1'32.724	1'32.614	1'40.460	1'33.688	1'33.513	1'34.356	1'31.277	1'33.088	1'31.245		
6	1'32.758	1'32.085	1'33.607	1'32.188	1'33.089	1'32.901	1'33.622	1'35.232	1'34.291	1'31.526	1'32.566	1'31.033		
7	1'33.121	1'32.899	1'32.958	1'32.601	1'33.913	1'32.738	1'34.291	1'34.544	1'35.312	1'31.840	1'32.254	1'31.666		
8	1'32.624	1'32.479	1'33.506	1'32.934	1'33.840	1'33.542	1'36.286	1'35.010	1'34.428	1'31.819	1'32.880			
9	1'32.921	1'31.945	1'33.414	1'32.222	1'33.706	1'32.595	1'33.721	1'33.320	1'34.388	1'31.108	1'33.624			
10	1'33.258	1'32.203	1'33.720	1'32.714	1'33.933	1'32.360	1'33.623	1'33.962	1'34.640	1'31.864	1'45.334			
11	1'32.404	1'32.960	1'33.639	1'32.710	1'33.545	1'32.575	1'34.362	1'33.699	1'34.743	1'31.534				
12	1'32.742	1'32.886	1'35.496	1'32.697	1'34.407	1'32.811	1'34.281	1'34.421	1'35.018					

16/07/2022
These data/results cannot be reproduced, stored and/or transmitted in whole or in part by any manner of electronic, mechanical, photocopying, recording, broadcasting or otherwise now known or herein after developed without the previous express consent by the copyright owner, except for reproduction in daily press and regular printed publications on sale to the public within 60 days of the event related to those data/results and always provided that copyright symbol appears together as follows below.
© DORNA WSBK ORGANIZATION Srl 2022



Prosecco DOC UK Round, 15-17 July 2022
Best Sectors & Speed Race 1

RESULTS

1	77	D. AEGERTER	Yamaha YZF R6	Laps 12
2	7	L. BALDASSARRI	Yamaha YZF R6	0.413
3	3	R. DE ROSA	Ducati Panigale V2	6.803
4	55	Y. MONTELLA	Kawasaki ZX-6R	6.963
5	61	C. ONCU	Kawasaki ZX-6R	13.442
6	62	S. MANZI	Triumph Street Triple RS	15.706
7	38	H. SOOMER	Triumph Street Triple RS	16.925
8	94	A. VERDOIA	Yamaha YZF R6	17.998
9	9	S. JESPERSEN	Ducati Panigale V2	18.334
10	25	M. BRENNER	Yamaha YZF R6	19.208
11	32	D. BAYLISS	Ducati Panigale V2	19.406
12	27	M. CASADEI	MV Agusta F3 800 RR	20.410
13	24	L. TACCINI	Yamaha YZF R6	20.777
14	17	K. SMITH	Yamaha YZF R6	22.585
15	54	B. SOFUOGLU	MV Agusta F3 800 RR	28.780
16	69	T. BOOTH-AMOS	Kawasaki ZX-6R	29.323
17	50	D. VOSTATEK	Yamaha YZF R6	29.643
18	99	A. HUERTAS	Kawasaki ZX-6R	32.049
19	73	M. KOFLER	Ducati Panigale V2	32.088
20	23	I. VINALES	Ducati Panigale V2	32.355
21	6	J. BUIS	Kawasaki ZX-6R	37.775
22	22	F. FULIGNI	Ducati Panigale V2	37.939
23	36	S. KROEZE	Yamaha YZF R6	43.731
RET	28	G. VAN STRAALEN	Yamaha YZF R6	1 Lap
RET	21	B. CURRIE	Kawasaki ZX-6R	2 Laps
RET	64	F. CARICASULO	Ducati Panigale V2	5 Laps
RET	16	J. CLUZEL	Yamaha YZF R6	8 Laps
RET	11	N. BULEGA	Ducati Panigale V2	11 Laps
RET	4	H. TRUETOLOVE	Yamaha YZF R6	
RET	10	U. ORRADRE	Yamaha YZF R6	
RET	56	P. SEBESTYEN	Yamaha YZF R6	

SPEED

1	27	M. CASADEI	MV Agusta F3 800 RR	247,4
2	54	B. SOFUOGLU	MV Agusta F3 800 RR	246,3
3	62	S. MANZI	Triumph Street Triple RS	246,3
4	16	J. CLUZEL	Yamaha YZF R6	245,8
5	77	D. AEGERTER	Yamaha YZF R6	245,2
6	64	F. CARICASULO	Ducati Panigale V2	244,6
7	3	R. DE ROSA	Ducati Panigale V2	244,6
8	11	N. BULEGA	Ducati Panigale V2	244,1
9	25	M. BRENNER	Yamaha YZF R6	244,1
10	7	L. BALDASSARRI	Yamaha YZF R6	244,1
11	69	T. BOOTH-AMOS	Kawasaki ZX-6R	244,1
12	28	G. VAN STRAALEN	Yamaha YZF R6	243,5
13	55	Y. MONTELLA	Kawasaki ZX-6R	243,5
14	21	B. CURRIE	Kawasaki ZX-6R	243,5
15	94	A. VERDOIA	Yamaha YZF R6	243,5
16	32	D. BAYLISS	Ducati Panigale V2	243,5
17	17	K. SMITH	Yamaha YZF R6	243,5
18	38	H. SOOMER	Triumph Street Triple RS	243,0
19	24	L. TACCINI	Yamaha YZF R6	242,4
20	6	J. BUIS	Kawasaki ZX-6R	241,9
21	50	D. VOSTATEK	Yamaha YZF R6	241,3
22	23	I. VINALES	Ducati Panigale V2	241,3
23	9	S. JESPERSEN	Ducati Panigale V2	240,8
24	73	M. KOFLER	Ducati Panigale V2	240,8
25	36	S. KROEZE	Yamaha YZF R6	240,8
26	61	C. ONCU	Kawasaki ZX-6R	239,7
27	99	A. HUERTAS	Kawasaki ZX-6R	239,7
28	22	F. FULIGNI	Ducati Panigale V2	238,7

SEG. 1

1	7	L. BALDASSARRI	19.370
2	77	D. AEGERTER	19.373
3	28	G. VAN STRAALEN	19.469
4	64	F. CARICASULO	19.482
5	3	R. DE ROSA	19.537
6	16	J. CLUZEL	19.538
7	55	Y. MONTELLA	19.567
8	54	B. SOFUOGLU	19.575
9	61	C. ONCU	19.591
10	94	A. VERDOIA	19.618
11	24	L. TACCINI	19.619
12	17	K. SMITH	19.655
13	38	H. SOOMER	19.673
14	32	D. BAYLISS	19.677
15	21	B. CURRIE	19.687
16	62	S. MANZI	19.690
17	69	T. BOOTH-AMOS	19.715
18	25	M. BRENNER	19.717
19	27	M. CASADEI	19.745
20	9	S. JESPERSEN	19.747
21	50	D. VOSTATEK	19.751
22	23	I. VINALES	19.787
23	73	M. KOFLER	19.831
24	99	A. HUERTAS	19.842
25	22	F. FULIGNI	19.941
26	11	N. BULEGA	19.960
27	6	J. BUIS	20.015
28	36	S. KROEZE	20.118

SEG. 2

1	3	R. DE ROSA	24.605
2	77	D. AEGERTER	24.606
3	7	L. BALDASSARRI	24.676
4	28	G. VAN STRAALEN	24.687
5	64	F. CARICASULO	24.699
6	55	Y. MONTELLA	24.811
7	61	C. ONCU	24.826
8	38	H. SOOMER	24.874
9	16	J. CLUZEL	24.948
10	17	K. SMITH	24.961
11	11	N. BULEGA	24.968
12	9	S. JESPERSEN	24.980
13	62	S. MANZI	24.983
14	21	B. CURRIE	25.007
15	27	M. CASADEI	25.007
16	99	A. HUERTAS	25.019
17	32	D. BAYLISS	25.042
18	69	T. BOOTH-AMOS	25.084
19	23	I. VINALES	25.085
20	24	L. TACCINI	25.090
21	25	M. BRENNER	25.093
22	94	A. VERDOIA	25.103
23	73	M. KOFLER	25.172
24	50	D. VOSTATEK	25.231
25	54	B. SOFUOGLU	25.251
26	22	F. FULIGNI	25.358
27	6	J. BUIS	25.469
28	36	S. KROEZE	25.571

SEG. 3

1	64	F. CARICASULO	22.744
2	55	Y. MONTELLA	22.783
3	28	G. VAN STRAALEN	22.850
4	3	R. DE ROSA	22.896
5	77	D. AEGERTER	22.926
6	7	L. BALDASSARRI	22.934
7	61	C. ONCU	22.944
8	69	T. BOOTH-AMOS	22.972
9	54	B. SOFUOGLU	22.979
10	62	S. MANZI	23.036
11	16	J. CLUZEL	23.061
12	38	H. SOOMER	23.065
13	17	K. SMITH	23.069
14	94	A. VERDOIA	23.086
15	11	N. BULEGA	23.093
16	99	A. HUERTAS	23.094
17	32	D. BAYLISS	23.094
18	27	M. CASADEI	23.100
19	25	M. BRENNER	23.124
20	24	L. TACCINI	23.157
21	9	S. JESPERSEN	23.163
22	21	B. CURRIE	23.171
23	23	I. VINALES	23.248
24	50	D. VOSTATEK	23.254
25	6	J. BUIS	23.318
26	73	M. KOFLER	23.323
27	22	F. FULIGNI	23.612
28	36	S. KROEZE	23.636

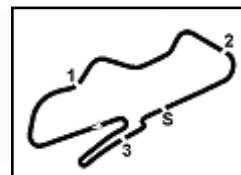
SEG. 4

1	7	L. BALDASSARRI	23.481
2	77	D. AEGERTER	23.686
3	62	S. MANZI	23.759
4	55	Y. MONTELLA	23.833
5	64	F. CARICASULO	23.866
6	24	L. TACCINI	23.867
7	28	G. VAN STRAALEN	23.872
8	9	S. JESPERSEN	23.906
9	54	B. SOFUOGLU	23.915
10	61	C. ONCU	23.940
11	3	R. DE ROSA	23.960
12	17	K. SMITH	23.965
13	94	A. VERDOIA	23.993
14	25	M. BRENNER	24.026
15	23	I. VINALES	24.031
16	38	H. SOOMER	24.041
17	27	M. CASADEI	24.045
18	32	D. BAYLISS	24.055
19	69	T. BOOTH-AMOS	24.059
20	99	A. HUERTAS	24.114
21	16	J. CLUZEL	24.126
22	21	B. CURRIE	24.195
23	11	N. BULEGA	24.225
24	50	D. VOSTATEK	24.254
25	73	M. KOFLER	24.261
26	6	J. BUIS	24.280
27	22	F. FULIGNI	24.344
28	36	S. KROEZE	24.499

16/07/2022

These data/results cannot be reproduced, stored and/or transmitted in whole or in part by any manner of electronic, mechanical, photocopying, recording, broadcasting or otherwise now known or herein after developed without the previous express consent by the copyright owner, except for reproduction in daily press and regular printed publications on sale to the public within 60 days of the event related to those data/results and always provided that copyright symbol appears together as follows below.

© DORNA WSBK ORGANIZATION Srl 2022



Prosecco DOC UK Round, 15-17 July 2022

Chronological Analysis Race 1

Start at 15:45'33.891

1° 77 D. AEGERTER [1'30.726]							
Lap	Seg1	Seg2	Seg3	Seg4	Lap Time	km/h	Local Time
1		25.037	23.463	24.272	1'35.372	236,6	15:47'09.263
2	20.019	25.201	23.297	24.439	1'32.956	245,2	15:48'42.219
3	19.563	24.692	22.961	24.021	1'31.237	241,3	15:50'13.456
4	19.538	24.842	23.061	23.756	1'31.197	239,7	15:51'44.653
5	19.401	24.606	22.958	23.822	1'30.787	244,1	15:53'15.440
6	19.442	24.832	23.024	23.834	1'31.132	241,9	15:54'46.572
7	19.410	24.828	23.045	23.765	1'31.048	241,3	15:56'17.620
8	19.435	24.869	23.115	23.686	1'31.105	242,4	15:57'48.725
9	19.381	24.762	22.998	23.832	1'30.973	238,7	15:59'19.698
10	19.400	24.645	22.962	23.719	1'30.726	237,1	16:00'50.424
11	19.446	24.703	22.926	23.730	1'30.805	237,1	16:02'21.229
12	19.373	24.672	23.113	23.912	1'31.070	235,5	16:03'52.299
Race Time 18'18.408							

2° 7 L. BALDASSARRI [1'30.629]							
Lap	Seg1	Seg2	Seg3	Seg4	Lap Time	km/h	Local Time
1		25.168	23.075	24.544	1'35.928	243,5	15:47'09.819
2	19.716	24.982	23.182	23.928	1'31.808	244,1	15:48'41.627
3	19.679	24.844	23.147	23.781	1'31.451	239,2	15:50'13.078
4	19.632	24.795	23.024	23.512	1'30.963	239,2	15:51'44.041
5	19.539	24.792	23.125	23.620	1'31.076	239,2	15:53'15.117
6	19.567	24.769	23.061	23.648	1'31.045	240,3	15:54'46.162
7	19.568	24.898	23.033	23.481	1'30.980	239,7	15:56'17.142
8	19.558	25.111	23.151	24.029	1'31.849	240,3	15:57'48.991
9	19.501	24.788	22.973	23.820	1'31.082	242,4	15:59'20.073
10	19.464	24.727	23.010	23.669	1'30.870	240,8	16:00'50.943
11	19.468	24.676	22.934	23.551	1'30.629	239,7	16:02'21.572
12	19.370	24.907	23.100	23.763	1'31.140	237,1	16:03'52.712
Race Time 18'18.821							

3° 3 R. DE ROSA [1'31.206]							
Lap	Seg1	Seg2	Seg3	Seg4	Lap Time	km/h	Local Time
1		25.635	23.383	24.206	1'36.885	244,1	15:47'10.776
2	19.624	24.887	23.291	24.639	1'32.441	243,0	15:48'43.217
3	19.593	24.780	23.107	24.290	1'31.770	244,1	15:50'14.987
4	19.567	24.647	22.922	24.070	1'31.206	242,4	15:51'46.193
5	19.579	24.790	22.955	24.099	1'31.423	244,1	15:53'17.616
6	19.597	24.753	22.896	24.198	1'31.444	241,3	15:54'49.060
7	19.560	24.957	22.946	24.214	1'31.677	244,6	15:56'20.737
8	19.544	24.947	23.268	23.960	1'31.719	243,5	15:57'52.456
9	19.622	24.605	23.125	24.083	1'31.435	240,3	15:59'23.891
10	19.537	24.925	23.133	23.963	1'31.558	243,0	16:00'55.449
11	19.715	24.742	23.096	24.087	1'31.640	238,1	16:02'27.089
12	19.669	24.901	23.173	24.270	1'32.013	238,1	16:03'59.102
Race Time 18'25.211							

4° 55 Y. MONTELLA [1'31.280]							
Lap	Seg1	Seg2	Seg3	Seg4	Lap Time	km/h	Local Time
1		25.378	23.212	23.847	1'35.805	243,5	15:47'09.696
2	19.780	25.361	23.565	24.108	1'32.814	243,5	15:48'42.510
3	19.614	24.936	23.214	24.086	1'31.850	241,3	15:50'14.360
4	19.608	24.959	22.880	23.833	1'31.280	239,2	15:51'45.640
5	19.720	25.061	22.783	23.980	1'31.544	239,7	15:53'17.184
6	19.567	24.884	22.995	23.909	1'31.355	243,0	15:54'48.539
7	19.593	24.964	22.926	24.090	1'31.573	238,7	15:56'20.112
8	19.606	24.982	22.958	23.901	1'31.447	238,7	15:57'51.559
9	19.623	24.953	23.178	24.064	1'31.818	238,7	15:59'23.377
10	19.636	25.183	23.218	24.280	1'32.317	237,6	16:00'55.694
11	19.734	25.012	23.030	24.162	1'31.938	239,7	16:02'27.632
12	19.638	24.811	23.322	23.859	1'31.630	241,9	16:03'59.262
Race Time 18'25.371							

5° 61 C. ONCU [1'31.535]							
Lap	Seg1	Seg2	Seg3	Seg4	Lap Time	km/h	Local Time
1							
2	19.903						

6° 62 S. MANZI [1'31.790]							
Lap	Seg1	Seg2	Seg3	Seg4	Lap Time	km/h	Local Time
1		25.757	23.176	24.578	1'37.423	244,6	15:47'11.314
2	20.035	25.025	23.040	24.248	1'32.348	241,9	15:48'43.662
3	19.879	24.983	23.136	24.121	1'32.119	241,3	15:50'15.781
4	19.713	25.005	23.036	25.468	1'33.222	243,5	15:51'49.003
5	21.793	25.455	23.462	24.399	1'35.109	245,2	15:53'24.112
6	19.790	24.983	23.186	23.996	1'31.955	246,3	15:54'56.067
7	19.848	25.066	23.112	23.933	1'31.959	238,7	15:56'28.026
8	19.690	25.004	23.175	24.028	1'31.897	240,8	15:57'59.923
9	19.710	25.024	23.151	23.905	1'31.790	242,4	15:59'31.713
10	19.828	25.095	23.179	23.926	1'32.028	237,1	16:01'03.741
11	19.773	25.061	23.313	23.759	1'31.906	236,6	16:02'35.647
12	19.722	25.211	23.403	24.022	1'32.358	237,1	16:04'08.005
Race Time 18'34.114							

7° 38 H. SOOMER [1'31.949]							
Lap	Seg1	Seg2	Seg3	Seg4	Lap Time	km/h	Local Time
1		25.538	23.362	25.194	1'37.579	241,9	15:47'11.470
2	19.995	25.073	23.152	24.307	1'32.527	240,3	15:48'43.997
3	19.728	25.112	23.173	24.218	1'32.231	239,7	15:50'16.228
4	19.691	24.932	23.125	25.350	1'33.098	239,7	15:51'49.326
5	21.569	25.238	23.065	24.140	1'34.012	243,0	15:53'23.338
6	19.739	24.904	23.266	24.204	1'32.113	239,2	15:54'55.451
7	19.879	24.909	23.101	24.328	1'32.217	239,2	15:56'27.668
8	19.917	25.099	23.520	24.133	1'32.669	241,3	15:58'00.337
9	19.673	24.874	23.453	24.154	1'32.154	242,4	15:59'32.491
10	19.759	24.877	23.107	24.206	1'31.949	237,1	16:01'04.440
11	19.765	25.022	23.160	24.041	1'31.988	235,5	16:02'36.428
12	19.768	25.273	23.534	24.221	1'32.796	235,0	16:04'09.224
Race Time 18'35.333							

8° 94 A. VERDOIA [1'32.015]							
Lap	Seg1	Seg2	Seg3	Seg4	Lap Time	km/h	Local Time
1		26.036	23.718	24.987	1'38.800	243,0	15:47'12.691
2	19.894	25.325	23.199	24.384	1'32.802	240,3	15:48'45.493
3	19.724	25.507	23.166	24.142	1'32.539	239,2	15:50'18.032
4	19.761	25.103	23.228	24.204	1'32.296	238,7	15:51'50.328
5	20.305	25.335	23.313	24.503	1'33.456	240,3	15:53'23.784
6	19.825	25.246	23.428	24.279	1'32.778	241,3	15:54'56.562
7	19.806	25.208	23.111	24.116	1'32.241	243,5	15:56'28.803
8	19.618	25.126	23.096	24.175	1'32.015	239,7	15:58'00.818
9	19.734	25.152	23.086	24.406	1'32.378	241,3	15:59'33.196
10	20.095	25.382	23.297	24.111	1'32.885	238,7	16:01'06.081
11	19.766	25.131	23.128	23.995	1'32.020	237,6	16:02'38.101
12	19.841	25.153	23.209	23.993	1'32.196	236,1	16:04'10.297
Race Time 18'36.406							

9° 9 S. JESPERSEN [1'32.052]							
Lap	Seg1	Seg2	Seg3	Seg4	Lap Time	km/h	Local Time
1		25.639	23.847	24.134	1'38.108	240,8	15:47'11.999
2	19.903	25.582	23.243	24.213	1'32.941	237,1	15:48'44.940

16/07/2022

P = Pits In/Out - C = Lap Time Cancelled

These data/results cannot be reproduced, stored and/or transmitted in whole or in part by any manner of electronic, mechanical, photocopying, recording, broadcasting or otherwise now known or herein after developed without the previous express consent by the copyright owner, except for reproduction in daily press and regular printed publications on sale to the public within 60 days of the event related to those data/results and always provided that copyright symbol appears together as follows below.

© DORNA WSBK ORGANIZATION Srl 2022

Prosecco DOC UK Round, 15-17 July 2022

Chronological Analysis Race 1

Start at 15:45'33.891

2 / 4

3	19.865	25.765	23.228	23.977	1'32.835	240,3	15:50'17.775	5	19.746	25.255	23.349	23.867	1'32.217	238,7	15:53'26.612
4	19.844	25.086	23.291	24.237	1'32.458	238,1	15:51'50.233	6	19.687	25.124	23.257	24.148	1'32.216	240,3	15:54'58.828
5	20.259	25.287	23.312	24.365	1'33.223	239,2	15:53'23.456	7	19.833	25.210	23.417	24.052	1'32.512	242,4	15:56'31.340
6	20.054	25.153	23.414	24.251	1'32.872	240,3	15:54'56.328	8	19.763	25.090	23.157	23.962	1'31.972	242,4	15:58'03.312
7	19.893	25.168	23.163	23.906	1'32.130	240,3	15:56'28.458	9	19.698	25.090	23.355	24.234	1'32.377	241,3	15:59'35.689
8	19.797	24.980	23.202	24.073	1'32.052	239,7	15:58'00.510	10	19.802	25.177	23.251	23.997	1'32.227	237,6	16:01'07.916
9	19.747	25.046	23.215	24.285	1'32.293	240,3	15:59'32.803	11	19.709	25.172	23.509	24.102	1'32.492	239,7	16:02'40.408
10	19.860	25.021	23.204	24.072	1'32.157	237,6	16:01'04.960	12	19.619	25.472	23.452	24.125	1'32.668	238,7	16:04'13.076
11	19.996	25.197	23.303	24.273	1'32.769	236,6	16:02'37.729	Race Time 18'39.185							
12	19.999	25.166	23.698	24.041	1'32.904	233,0	16:04'10.633	Race Time 18'36.742							

Race Time 18'36.742

14° 17 K. SMITH (1'32.022)

Lap	Seg1	Seg2	Seg3	Seg4	Lap Time	km/h	Local Time
1		26.076	23.527	24.438	1'38.605	243,5	15:47'12.496
2	19.814	25.395	23.069	24.479	1'32.757	240,8	15:48'45.253
3	19.709	25.405	23.210	23.965	1'32.289	236,6	15:50'17.542
4	19.684	25.207	23.227	24.203	1'32.321	236,1	15:51'49.863
5	20.217	25.363	23.224	24.338	1'33.142	235,5	15:53'23.005
6	19.791	24.961	23.159	24.111	1'32.022	235,5	15:54'55.027
7	19.769	25.106	23.176	24.154	1'32.205	234,5	15:56'27.232
8	19.655	25.288	23.222	24.210	1'32.375	234,0	15:57'59.607
9	19.746	25.151	23.701	24.820	1'33.418	236,6	15:59'33.025
10	20.052	25.376	23.377	24.831	1'33.636	236,1	16:01'06.661
11	20.534	25.270	23.585	25.190	1'34.579	236,1	16:02'41.240
12	20.009	25.389	23.618	24.628	1'33.644	236,1	16:04'14.884
Race Time 18'40.993							

Race Time 18'37.616

15° 54 B. SOFUOGLU (1'32.265)

Lap	Seg1	Seg2	Seg3	Seg4	Lap Time	km/h	Local Time
1		25.781	23.486	32.852	1'45.924	246,3	15:47'19.815
2	20.311	26.012	23.301	24.212	1'33.836	238,7	15:48'53.651
3	19.894	25.588	23.131	24.043	1'32.656	239,2	15:50'26.307
4	19.790	25.440	23.081	24.368	1'32.679	237,6	15:51'58.986
5	20.120	25.251	22.979	23.915	1'32.265	240,3	15:53'31.251
6	19.575	25.265	23.744	24.174	1'32.758	238,1	15:55'04.009
7	19.851	25.738	23.182	24.350	1'33.121	243,0	15:56'37.130
8	19.962	25.370	23.094	24.198	1'32.624	239,2	15:58'09.754
9	19.812	25.508	23.143	24.458	1'32.921	241,3	15:59'42.675
10	20.146	25.532	23.027	24.553	1'33.258	240,8	16:01'15.933
11	20.064	25.258	23.101	23.981	1'32.404	237,1	16:02'48.337
12	19.846	25.500	23.129	24.267	1'32.742	237,1	16:04'21.079
Race Time 18'47.188							

Race Time 18'37.814

16° 69 T. BOOTH-AMOS (1'31.945)

Lap	Seg1	Seg2	Seg3	Seg4	Lap Time	km/h	Local Time
1		25.806	23.692	24.389	1'38.006	236,6	15:47'11.897
2	20.110	37.559	23.264	24.227	1'45.160	234,5	15:48'57.057
3	19.886	25.395	23.190	24.462	1'32.933	237,1	15:50'29.990
4	19.872	25.162	23.054	24.059	1'32.147	236,6	15:52'02.137
5	19.729	25.123	23.070	24.106	1'32.028	239,2	15:53'34.165
6	19.722	25.207	23.083	24.073	1'32.085	239,2	15:55'06.250
7	19.978	25.084	23.673	24.164	1'32.899	232,5	15:56'39.149
8	19.867	25.228	23.259	24.125	1'32.479	237,6	15:58'11.628
9	19.777	25.099	22.972	24.097	1'31.945	239,2	15:59'43.573
10	19.730	25.233	23.024	24.216	1'32.203	244,1	16:01'15.776
11	20.454	25.237	23.147	24.122	1'32.960	235,0	16:02'48.736
12	19.715	25.426	23.255	24.490	1'32.886	239,7	16:04'21.622
Race Time 18'47.731							

Race Time 18'38.818

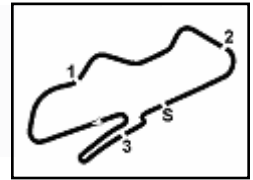
17° 50 O. VOSTATEK (1'32.589)

Lap	Seg1	Seg2	Seg3	Seg4	Lap Time	km/h	Local Time
1		26.240	23.907	24.925	1'40.020	241,3	15:47'13.911
2	20.113	25.381	23.417	24.499	1'33.410	237,1	15:48'47.321
3	19.751	25.410	23.306	24.262	1'32.729	238,7	15:50'20.050
4	19.760	25.310	23.265	24.254	1'32.589	238,1	15:51'52.639
5	19.803	25.301	23.452	24.407	1'32.963	239,7	15:53'25.602
6	19.886	25.746	23.254	24.721	1'33.607	239,7	15:54'59.209

16/07/2022 P = Pits In/Out - C = Lap Time Cancelled

These data/results cannot be reproduced, stored and/or transmitted in whole or in part by any manner of electronic, mechanical, photocopying, recording, broadcasting or otherwise now known or herein after developed without the previous express consent by the copyright owner, except for reproduction in daily press and regular printed publications on sale to the public within 60 days of the event related to those data/results and always provided that copyright symbol appears together as follows below.

© DORNA WSBK ORGANIZATION Srl 2022



Prosecco DOC UK Round, 15-17 July 2022
Chronological Analysis Race 1

Start at 15:45'33.891

3 / 4

7	19.875	25.231	23.405	24.447	1'32.958	234,5	15:56'32.167	9	20.041	25.674	23.493	24.513	1'33.721	238,7	15:59'47.808
8	19.898	25.573	23.618	24.417	1'33.506	233,5	15:58'05.673	10	20.193	25.719	23.318	24.393	1'33.623	236,1	16:01'21.431
9	20.066	25.406	23.497	24.445	1'33.414	234,0	15:59'39.087	11	20.193	25.750	23.594	24.825	1'34.362	232,5	16:02'55.793
10	20.174	25.429	23.708	24.409	1'33.720	232,0	16:01'12.807	12	20.196	25.762	23.661	24.662	1'34.281	232,5	16:04'30.074
11	20.086	25.593	23.653	24.307	1'33.639	230,0	16:02'46.446								
12	20.063	25.526	24.508	25.399	1'35.496	227,6	16:04'21.942								

Race Time 18'48.051

22° 22 F. FULIGNI [1'33.320]

Lap	Seg1	Seg2	Seg3	Seg4	Lap Time	km/h	Local Time
1		26.761	23.941	24.884	1'41.137	238,7	15:47'15.028
2	20.070	25.591	23.787	24.559	1'34.007	234,5	15:48'49.035
3	20.030	25.581	23.965	24.458	1'34.034	238,1	15:50'23.069
4	19.969	25.411	23.669	24.419	1'33.468	238,7	15:51'56.537
5	19.985	25.358	23.612	24.558	1'33.513	237,6	15:53'30.050
6	20.198	25.625	24.480	24.929	1'35.232	236,1	15:55'05.282
7	20.163	25.734	24.214	24.433	1'34.544	235,0	15:56'39.826
8	20.122	26.039	23.973	24.876	1'35.010	236,1	15:58'14.836
9	19.941	25.367	23.668	24.344	1'33.320	238,1	15:59'48.156
10	19.990	25.786	23.690	24.496	1'33.962	238,7	16:01'22.118
11	20.002	25.459	23.726	24.512	1'33.699	236,6	16:02'55.817
12	20.306	25.861	23.733	24.521	1'34.421	235,0	16:04'30.238

Race Time 18'56.347

23° 36 S. KRÖEZE [1'34.291]

Lap	Seg1	Seg2	Seg3	Seg4	Lap Time	km/h	Local Time
1		26.834	23.912	25.169	1'41.623	240,8	15:47'14.514
2	20.181	25.620	23.709	24.833	1'34.343	238,7	15:48'49.857
3	20.201	25.613	23.907	24.926	1'34.647	237,1	15:50'24.504
4	20.251	25.604	23.834	24.661	1'34.350	236,1	15:51'58.854
5	20.427	25.596	23.636	24.697	1'34.356	239,2	15:53'33.210
6	20.272	25.870	23.650	24.499	1'34.291	238,1	15:55'07.501
7	20.118	26.559	23.888	24.747	1'35.312	237,1	15:56'42.813
8	20.256	25.836	23.836	24.500	1'34.428	236,6	15:58'17.241
9	20.295	25.571	23.792	24.730	1'34.388	237,1	15:59'51.629
10	20.329	25.624	23.893	24.794	1'34.640	235,0	16:01'26.269
11	20.307	25.627	23.881	24.928	1'34.743	233,5	16:03'01.012
12	20.302	25.746	24.161	24.809	1'35.018	233,0	16:04'36.030

Race Time 19'02.139

RET 28 G. VAN STRAALEN [1'31.108]

Lap	Seg1	Seg2	Seg3	Seg4	Lap Time	km/h	Local Time
1		25.866	23.265	24.053	1'36.176	241,3	15:47'10.067
2	19.711	25.308	23.416	24.392	1'32.827	243,5	15:48'42.894
3	19.587	24.862	23.193	24.575	1'32.217	241,9	15:50'15.111
4	19.720	24.698	22.985	23.952	1'31.355	238,7	15:51'46.466
5	19.553	24.698	22.955	24.071	1'31.277	242,4	15:53'17.743
6	19.576	24.819	22.850	24.281	1'31.526	240,8	15:54'49.269
7	19.707	24.763	22.990	24.380	1'31.840	240,8	15:56'21.109
8	19.643	24.971	23.043	24.162	1'31.819	238,1	15:57'52.928
9	19.469	24.687	22.868	24.084	1'31.108	240,3	15:59'24.036
10	19.515	24.966	23.250	24.133	1'31.864	238,1	16:00'55.900
11	19.640	25.005	23.017	23.872	1'31.534	240,3	16:02'27.434

Race Time 16'53.543

RET 21 B. CURRIE [1'32.254]

Lap	Seg1	Seg2	Seg3	Seg4	Lap Time	km/h	Local Time
1		26.269	23.712	24.886	1'39.926	243,5	15:47'13.817
2	20.110	25.159	23.249	24.401	1'32.919	241,3	15:48'46.736
3	19.708	25.060	23.372	24.475	1'32.615	239,2	15:50'19.351
4	19.697	25.007	23.195	24.533	1'32.432	241,3	15:51'51.783
5	19.704	25.228	23.705	24.451	1'33.088	243,5	15:53'24.871
6	19.763	25.112	23.401	24.290	1'32.566	238,7	15:54'57.437
7	19.687	25.201	23.171	24.195	1'32.254	239,7	15:56'29.691
8	19.731	25.224	23.364	24.561	1'32.880	238,7	15:58'02.571
9	19.779	25.233	23.667	24.945	1'33.624	235,5	15:59'36.195
10	20.351	27.259	25.679	32.045	1'45.334P	202,3	16:01'21.529

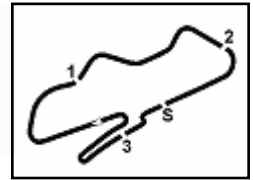
Race Time 15'47.638

16/07/2022 P = Pits In/Out - C = Lap Time Cancelled

These data/results cannot be reproduced, stored and/or transmitted in whole or in part by any manner of electronic, mechanical, photocopying, recording, broadcasting or otherwise now known or herein after developed without the previous express consent by the copyright owner, except for reproduction in daily press and regular printed publications on sale to the public within 60 days of the event related to those data/results and always provided that copyright symbol appears together as follows below.

© DORNA WSBK ORGANIZATION Srl 2022





Prosecco DOC UK Round, 15-17 July 2022
Chronological Analysis Race 1

Start at 15:45'33.891

RET								64 F. CARICASULO [1'31.033]							
Lap	Seg.1	Seg.2	Seg.3	Seg.4	Lap Time	km/h	Local Time	Lap	Seg.1	Seg.2	Seg.3	Seg.4	Lap Time	km/h	Local Time
1		25.599	23.326	24.866	1'37.339	243,0	15:47'11.230	2	19.684	24.872	23.110	24.520	1'32.186	244,1	15:48'43.416
3	19.637	24.848	22.962	24.532	1'31.979	244,6	15:50'15.395	4	19.686	25.202	22.893	23.948	1'31.729	242,4	15:51'47.124
5	19.667	24.699	22.890	23.989	1'31.245	243,0	15:53'18.369	6	19.619	24.804	22.744	23.866	1'31.033	243,5	15:54'49.402
7	19.482	25.076	23.046	24.062	1'31.666	241,3	15:56'21.068								

Race Time 10'47.177

RET								16 J. CLUZEL [1'32.538]							
Lap	Seg.1	Seg.2	Seg.3	Seg.4	Lap Time	km/h	Local Time	Lap	Seg.1	Seg.2	Seg.3	Seg.4	Lap Time	km/h	Local Time
1		25.328	23.289	24.126	1'35.981	242,4	15:47'09.872	2	19.738	25.342	23.401	24.304	1'32.785	245,8	15:48'42.657
3	19.553	24.948	23.076	24.961	1'32.538	244,1	15:50'15.195	4	19.538	25.298	23.061	26.977	1'34.874	241,3	15:51'50.069

Race Time 6'16.178

RET								11 N. BULEGA							
Lap	Seg.1	Seg.2	Seg.3	Seg.4	Lap Time	km/h	Local Time	Lap	Seg.1	Seg.2	Seg.3	Seg.4	Lap Time	km/h	Local Time
1		25.260	23.093	24.225	1'35.507	244,1	15:47'09.398								

Race Time 1'35.507

16/07/2022 P = Pits In/Dut - C = Lap Time Cancelled

These data/results cannot be reproduced, stored and/or transmitted in whole or in part by any manner of electronic, mechanical, photocopying, recording, broadcasting or otherwise now known or herein after developed without the previous express consent by the copyright owner, except for reproduction in daily press and regular printed publications on sale to the public within 60 days of the event related to those data/results and always provided that copyright symbol appears together as follows below.

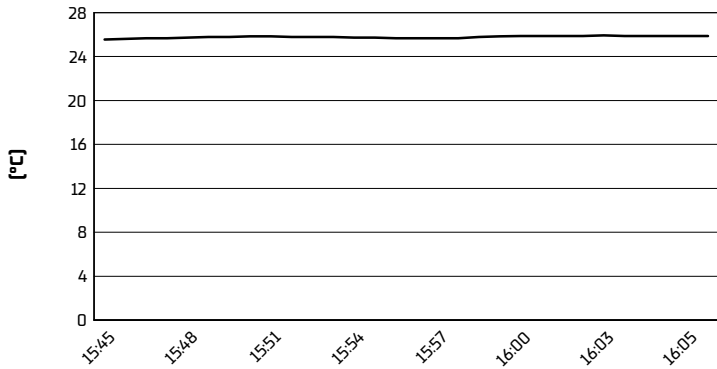
© DORNA WSBK ORGANIZATION Srl 2022

Prosecco DOC UK Round, 15-17 July 2022

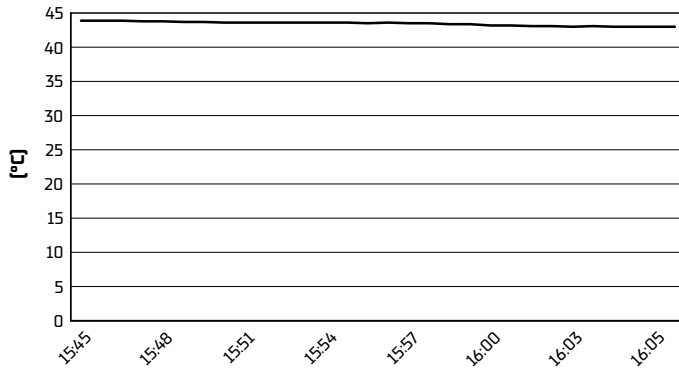
Weather Report Race 1

Session started 15:46 - Session ended 16:06

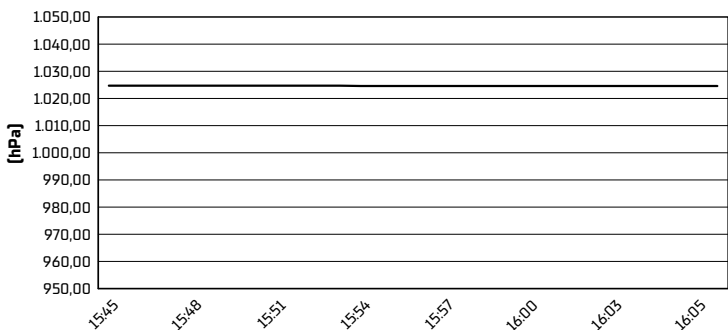
Air Temperature



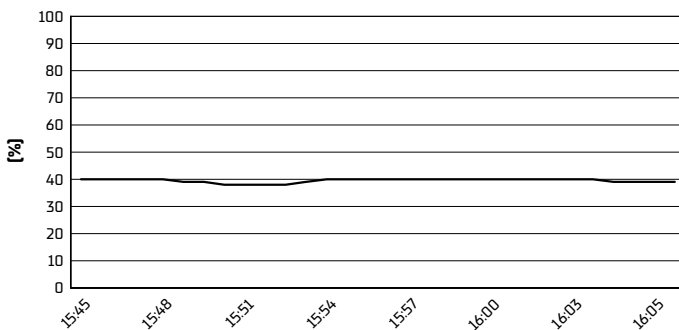
Track Temperature



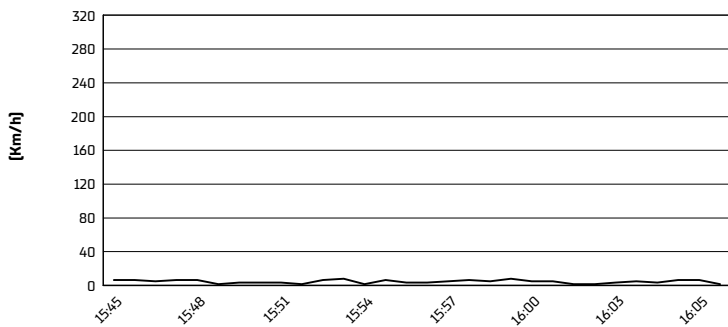
Air Pressure



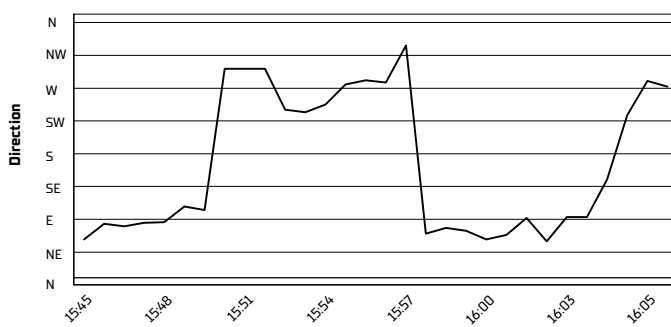
Humidity



Wind Speed



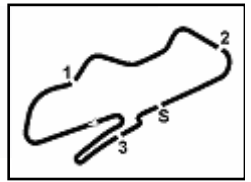
Wind Direction



16/07/2022

These data/results cannot be reproduced, stored and/or transmitted in whole or in part by any manner of electronic, mechanical, photocopying, recording, broadcasting or otherwise now known or herein after developed without the previous express consent by the copyright owner, except for reproduction in daily press and regular printed publications on sale to the public within 60 days of the event related to those data/results and always provided that copyright symbol appears together as follows below.

© DORNA WSBK ORGANIZATION Srl 2022



Donington Park 4.023 m

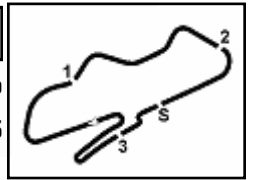
Prosecco DOC UK Round, 15-17 July 2022
Manufacturers Standings

	Points	Points From First	Points From Previous	April 10 ARAGON	April 24 ASSEN	May 22 ESTORIL	June 12 MISANO	July 17 DONINGTON	July 31 MOST	September 11 MAGNY-COURS	September 25 BARCELONA	October 9 PORTIMAO	October 23 VILLICUM	November 13 MANDALIKA	November 20 PHILLIP ISLAND			
1 YAMAHA	225			25 25 1 1	25 25 1 1	25 25 1 1	25 25 1 1	25 1										
2 DUCATI	130	95		11 16 3 2	16 13 2 2	16 10 2 2	16 16 2 2	16 2										
3 KAWASAKI	109	116	21	16 9 2 3	5 16 4 3	13 13 3 3	13 11 3 3	13 3										
4 TRIUMPH	75	150	34	9 8 5 5	9 11 5 5	4 5	11 13 4 4	10 4										
5 MV AGUSTA	62	163	13	10 11 4 4	10 9 3 4	2 4	8 8 5 5	4 5										

16/07/2022 First Line: Championship Standings - Second Line: Ranking Progression

These data/results cannot be reproduced, stored and/or transmitted in whole or in part by any manner of electronic, mechanical, photocopying, recording, broadcasting or otherwise now known or herein after developed without the previous express consent by the copyright owner, except for reproduction in daily press and regular printed publications on sale to the public within 60 days of the event related to those data/results and always provided that copyright symbol appears together as follows below.

© DORNA WSBK ORGANIZATION Srl 2022


Prosecco DOC UK Round, 15-17 July 2022
Best Lap & Speed

1 / 2

No.	Rider Bike	Nat	Best Lap		FP1		FP2		SP		RC1	
			LL	SPD	LL	SPD	LL	SPD	LL	SPD	LL	SPD
1	77 D. AEGERTER Yamaha YZF R6	SUI	1'29.961 65 245,1		1'31.688 22 238,1		1'30.939 22 238,1		1'29.961 9 240,2		1'30.726 12 245,1	
2	11 N. BULEGA Ducati Panigale V2	ITA	1'30.318 46 240,8		1'32.066 19 238,6		1'31.164 17 238,1		1'30.318 10 240,8			
3	28 G. VAN STRAALEN Yamaha YZF R6	NED	1'30.374 64 243,5		1'33.276 21 235,0		1'31.163 23 236,0		1'30.374 9 236,0		1'31.108 11 243,5	
4	61 C. ONCU Kawasaki ZX-6R	TUR	1'30.445 63 239,7		1'32.533 22 237,0		1'31.568 21 235,0		1'30.445 8 239,2		1'31.535 12 239,7	
5	64 F. CARICASULO Ducati Panigale V2	ITA	1'30.503 58 244,6		1'31.681 22 240,8		1'31.339 20 237,0		1'30.503 9 244,0		1'31.033 7 244,6	
6	16 J. CLUZEL Yamaha YZF R6	FRA	1'30.532 57 245,7		1'31.520 20 240,8		1'31.214 23 237,0		1'30.532 10 239,7		1'32.538 4 245,7	
7	7 L. BALDASSARRI Yamaha YZF R6	ITA	1'30.569 67 244,0		1'31.649 25 237,0		1'31.388 20 237,0		1'30.569 10 240,2		1'30.629 12 244,0	
8	55 Y. MONTELLA Kawasaki ZX-6R	ITA	1'30.661 62 243,5		1'32.676 24 237,6		1'32.276 17 236,0		1'30.661 9 243,5		1'31.280 12 243,5	
9	38 H. SOOMER Triumph Street Triple RS	EST	1'30.834 65 242,9		1'31.657 21 236,5		1'31.580 21 234,5		1'30.834 11 240,8		1'31.949 12 242,9	
10	25 M. BRENNER Yamaha YZF R6	SUI	1'30.843 64 244,0		1'33.029 21 235,5		1'32.154 21 231,9		1'30.843 10 238,1		1'32.233 12 244,0	
11	3 R. DE ROSA Ducati Panigale V2	ITA	1'30.869 62 244,6		1'31.499 20 241,3		1'31.262 22 236,0		1'30.869 8 243,5		1'31.206 12 244,6	
12	94 A. VERDOIA Yamaha YZF R6	FRA	1'30.997 60 243,5		1'32.280 21 238,1		1'32.553 18 229,5		1'30.997 9 240,8		1'32.015 12 243,5	
13	54 B. SOFUOGLU MV Agusta F3 800 RR	TUR	1'30.998 68 246,3		1'32.867 23 240,2		1'32.216 24 240,8		1'30.998 9 242,9		1'32.265 12 246,3	
14	56 P. SEBESTYEN Yamaha YZF R6	HUN	1'31.012 57 238,1		1'32.674 25 236,0		1'31.866 22 234,5		1'31.012 10 238,1			
15	10 U. ORRADRE Yamaha YZF R6	ESP	1'31.035 51 239,7		1'32.700 21 238,6		1'31.948 22 233,4		1'31.035 8 239,7			
16	99 A. HUERTAS Kawasaki ZX-6R	ESP	1'31.037 55 239,7		1'33.053 15 234,0		1'32.246 19 233,4		1'31.037 9 239,7		1'32.188 12 239,7	
17	69 T. BOOTH-AMOS Kawasaki ZX-6R	GBR	1'31.092 46 244,0		1'32.806 9 237,6		1'31.748 16 238,1		1'31.092 9 240,8		1'31.945 12 244,0	
18	62 S. MANZI Triumph Street Triple RS	ITA	1'31.097 65 246,3		1'32.841 23 238,6		1'31.699 20 241,3		1'31.097 10 245,7		1'31.790 12 246,3	
19	17 K. SMITH Yamaha YZF R6	GBR	1'31.125 54 243,5		1'31.973 20 235,5		1'32.155 12 230,9		1'31.125 10 239,7		1'32.022 12 243,5	
20	32 O. BAYLISS Ducati Panigale V2	AUS	1'31.354 44 243,5		1'32.894 21 240,2				1'31.354 11 241,8		1'32.058 12 243,5	
21	27 M. CASADEI MV Agusta F3 800 RR	ITA	1'31.655 61 247,4		1'33.454 20 236,5		1'32.779 21 237,0		1'31.655 8 242,9		1'32.115 12 247,4	
22	50 O. VOSTATEK Yamaha YZF R6	CZE	1'31.739 65 241,3		1'33.920 22 235,0		1'33.199 22 238,1		1'31.739 9 240,8		1'32.589 12 241,3	
23	23 I. VINALES Ducati Panigale V2	ESP	1'31.763 63 241,3		1'33.612 21 237,0		1'32.336 20 236,0		1'31.763 10 240,2		1'32.360 12 241,3	
24	9 S. JESPERSEN Ducati Panigale V2	DEN	1'31.899 38 240,8		1'32.958 16 237,6				1'31.899 10 238,6		1'32.052 12 240,8	
25	24 L. TACCINI Yamaha YZF R6	ITA	1'31.972 62 242,4		1'34.280 21 239,7		1'33.036 20 237,0		1'32.357 9 240,2		1'31.972 12 242,4	

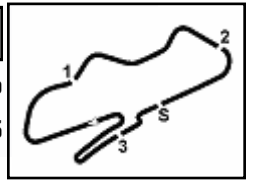
16/07/2022

These data/results cannot be reproduced, stored and/or transmitted in whole or in part by any manner of electronic, mechanical, photocopying, recording, broadcasting or otherwise now known or herein after developed without the previous express consent by the copyright owner, except for reproduction in daily press and regular printed publications on sale to the public within 60 days of the event related to those data/results and always provided that copyright symbol appears together as follows below.

© DORNA WSBK ORGANIZATION Srl 2022

FICR PERUGIA TIMING





Donington Park 4.023 m

Prosecco DOC UK Round, 15-17 July 2022
Best Lap & Speed

2 / 2

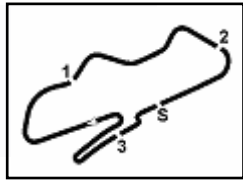
No.	Rider	Nat	Best Lap		FP1		FP2		SP		RC1							
			LL	SPD	LL	SPD	LL	SPD	LL	SPD	LL	SPD						
26	4 H. TRUELOVE Yamaha YZF R6	GBR	1'32.163 41 235,5		1'32.811 18 235,5		1'32.404 19 229,5		1'32.163 4 234,5									
27	21 B. CURRIE Kawasaki ZX-6R	AUS	1'32.254 45 243,5		1'32.954 19 239,2		1'32.593 11 231,9		1'32.281 5 239,2		1'32.254 10 243,5							
28	73 M. KOFLER Ducati Panigale V2	AUT	1'32.614 58 240,8		1'34.592 18 239,2		1'33.881 19 233,4		1'32.788 9 240,8		1'32.614 12 240,8							
29	22 F. FULIGNI Ducati Panigale V2	ITA	1'32.746 65 240,2		1'34.230 22 238,1		1'33.640 21 234,0		1'32.746 10 240,2		1'33.320 12 238,6							
30	6 J. BUIS Kawasaki ZX-6R	NED	1'33.017 63 241,8		1'35.307 23 235,5		1'34.444 19 235,0		1'33.017 9 239,2		1'33.615 12 241,8							
31	36 S. KROEZE Yamaha YZF R6	NED	1'33.298 66 240,8		1'34.948 24 237,6		1'34.763 20 232,9		1'33.298 10 239,7		1'34.291 12 240,8							
32	52 P. HOBELSBERGER Yamaha YZF R6	GER	1'35.718 7 234,0		1'35.718 7 234,0													

16/07/2022

These data/results cannot be reproduced, stored and/or transmitted in whole or in part by any manner of electronic, mechanical, photocopying, recording, broadcasting or otherwise now known or herein after developed without the previous express consent by the copyright owner, except for reproduction in daily press and regular printed publications on sale to the public within 60 days of the event related to those data/results and always provided that copyright symbol appears together as follows below.

© DORNA WSBK ORGANIZATION Srl 2022

FICR PERUGIA TIMING

Donington Park 4.023 m

Prosecco DOC UK Round, 15-17 July 2022
Pirelli Best Lap Award

	Points	Points From First	Points From Previous	April 10 ARAGON	April 24 ASSEN	May 22 ESTORIL	June 12 MISANO	July 17 DONINGTON	July 31 MDST	September 11 MAGNY-COURS	September 25 BARCELONA	October 9 PORTIMAO	October 23 VILLICUM	November 13 MANDALIKA	November 20 PHILLIP ISLAND			
1 AEGERTER Dominique [SUI]	6			1 1	1 1	1 1												
2 BULEGA Nicolo [ITA]	2	4					1 1											
3 BALDASSARRI Lorenzo [ITA]	1	5	1					1										

16/07/2022

First Line: Championship Standings - Second Line: Ranking Progression

These data/results cannot be reproduced, stored and/or transmitted in whole or in part by any manner of electronic, mechanical, photocopying, recording, broadcasting or otherwise now known or herein after developed without the previous express consent by the copyright owner, except for reproduction in daily press and regular printed publications on sale to the public within 60 days of the event related to those data/results and always provided that copyright symbol appears together as follows below.

© DORNA WSBK ORGANIZATION Srl 2022