

Donington Park 4.023 m

Prosecco DOC UK Round, 15-17 July 2022
Chronological Analysis Race 1

Start at 15:45'33.891

1 / 4

1° 77 D. AEGERTER [1'30.726]							
Lap	Seg1	Seg2	Seg3	Seg4	Lap Time	km/h	Local Time
1		25.037	23.463	24.272	1'35.372	236,6	15:47'09.263
2	20.019	25.201	23.297	24.439	1'32.956	245,2	15:48'42.219
3	19.563	24.692	22.961	24.021	1'31.237	241,3	15:50'13.456
4	19.538	24.842	23.061	23.756	1'31.197	239,7	15:51'44.653
5	19.401	24.606	22.958	23.822	1'30.787	244,1	15:53'15.440
6	19.442	24.832	23.024	23.834	1'31.132	241,9	15:54'46.572
7	19.410	24.828	23.045	23.765	1'31.048	241,3	15:56'17.620
8	19.435	24.869	23.115	23.686	1'31.105	242,4	15:57'48.725
9	19.381	24.762	22.998	23.832	1'30.973	238,7	15:59'19.698
10	19.400	24.645	22.962	23.719	1'30.726	237,1	16:00'50.424
11	19.446	24.703	22.926	23.730	1'30.805	237,1	16:02'21.229
12	19.373	24.672	23.113	23.912	1'31.070	235,5	16:03'52.299

Race Time 18'18.408

2° 7 L. BALDASSARRI [1'30.629]							
Lap	Seg1	Seg2	Seg3	Seg4	Lap Time	km/h	Local Time
1		25.168	23.075	24.544	1'35.928	243,5	15:47'09.819
2	19.716	24.982	23.182	23.928	1'31.808	244,1	15:48'41.627
3	19.679	24.844	23.147	23.781	1'31.451	239,2	15:50'13.078
4	19.632	24.795	23.024	23.512	1'30.963	239,2	15:51'44.041
5	19.539	24.792	23.125	23.620	1'31.076	239,2	15:53'15.117
6	19.567	24.769	23.061	23.648	1'31.045	240,3	15:54'46.162
7	19.568	24.898	23.033	23.481	1'30.980	239,7	15:56'17.142
8	19.558	25.111	23.151	24.029	1'31.849	240,3	15:57'48.991
9	19.501	24.788	22.973	23.820	1'31.082	242,4	15:59'20.073
10	19.464	24.727	23.010	23.669	1'30.870	240,8	16:00'50.943
11	19.468	24.676	22.934	23.551	1'30.629	239,7	16:02'21.572
12	19.370	24.907	23.100	23.763	1'31.140	237,1	16:03'52.712

Race Time 18'18.821

3° 3 R. DE ROSA [1'31.206]							
Lap	Seg1	Seg2	Seg3	Seg4	Lap Time	km/h	Local Time
1		25.635	23.383	24.206	1'36.885	244,1	15:47'10.776
2	19.624	24.887	23.291	24.639	1'32.441	243,0	15:48'43.217
3	19.593	24.780	23.107	24.290	1'31.770	244,1	15:50'14.987
4	19.567	24.647	22.922	24.070	1'31.206	242,4	15:51'46.193
5	19.579	24.790	22.955	24.099	1'31.423	244,1	15:53'17.616
6	19.597	24.753	22.896	24.198	1'31.444	241,3	15:54'49.060
7	19.560	24.957	22.946	24.214	1'31.677	244,6	15:56'20.737
8	19.544	24.947	23.268	23.960	1'31.719	243,5	15:57'52.456
9	19.622	24.605	23.125	24.083	1'31.435	240,3	15:59'23.891
10	19.537	24.925	23.133	23.963	1'31.558	243,0	16:00'55.449
11	19.715	24.742	23.096	24.087	1'31.640	238,1	16:02'27.089
12	19.669	24.901	23.173	24.270	1'32.013	238,1	16:03'59.102

Race Time 18'25.211

4° 55 Y. MONTELLA [1'31.280]							
Lap	Seg1	Seg2	Seg3	Seg4	Lap Time	km/h	Local Time
1		25.378	23.212	23.847	1'35.805	243,5	15:47'09.696
2	19.780	25.361	23.565	24.108	1'32.814	243,5	15:48'42.510
3	19.614	24.936	23.214	24.086	1'31.850	241,3	15:50'14.360
4	19.608	24.959	22.880	23.833	1'31.280	239,2	15:51'45.640
5	19.720	25.061	22.783	23.980	1'31.544	239,7	15:53'17.184
6	19.567	24.884	22.995	23.909	1'31.355	243,0	15:54'48.539
7	19.593	24.964	22.926	24.090	1'31.573	238,7	15:56'20.112
8	19.606	24.982	22.958	23.901	1'31.447	238,7	15:57'51.559
9	19.623	24.953	23.178	24.064	1'31.818	238,7	15:59'23.377
10	19.636	25.183	23.218	24.280	1'32.317	237,6	16:00'55.694
11	19.734	25.012	23.030	24.162	1'31.938	239,7	16:02'27.632
12	19.638	24.811	23.322	23.859	1'31.630	241,9	16:03'59.262

Race Time 18'25.371

5° 61 C. ONCU [1'31.535]							
Lap	Seg1	Seg2	Seg3	Seg4	Lap Time	km/h	Local Time
1							
2	19.903						

1		25.085	23.188	24.036	1'35.135	239,7	15:47'09.026
2	20.130	24.951	23.539	24.434	1'33.054	234,5	15:48'42.080
3	19.937	24.868	22.991	24.014	1'31.810	237,6	15:50'13.890
4	19.703	24.880	22.944	24.008	1'31.535	236,6	15:51'45.425
5	19.753	24.898	22.956	23.940	1'31.547	236,1	15:53'16.972
6	19.591	24.857	23.088	24.324	1'31.860	234,5	15:54'48.832
7	19.672	24.857	23.067	24.030	1'31.626	237,6	15:56'20.458
8	19.740	24.826	23.606	24.152	1'32.324	236,6	15:57'52.782
9	19.889	24.953	23.054	24.014	1'31.910	238,1	15:59'24.692
10	19.902	25.137	23.116	24.050	1'32.205	234,5	16:00'56.897
11	19.854	25.721	23.469	24.551	1'33.595	233,0	16:02'30.492
12	20.343	25.855	23.984	25.067	1'35.249	231,0	16:04'05.741

Race Time 18'31.850

6° 62 S. MANZI [1'31.790]							
Lap	Seg1	Seg2	Seg3	Seg4	Lap Time	km/h	Local Time
1		25.757	23.176	24.578	1'37.423	244,6	15:47'11.314
2	20.035	25.025	23.040	24.248	1'32.348	241,9	15:48'43.662
3	19.879	24.983	23.136	24.121	1'32.119	241,3	15:50'15.781
4	19.713	25.005	23.036	25.468	1'33.222	243,5	15:51'49.003
5	21.793	25.455	23.462	24.399	1'35.109	245,2	15:53'24.112
6	19.790	24.983	23.186	23.996	1'31.955	246,3	15:54'56.067
7	19.848	25.066	23.112	23.933	1'31.959	238,7	15:56'28.026
8	19.690	25.004	23.175	24.028	1'31.897	240,8	15:57'59.923
9	19.710	25.024	23.151	23.905	1'31.790	242,4	15:59'31.713
10	19.828	25.095	23.179	23.926	1'32.028	237,1	16:01'03.741
11	19.773	25.061	23.313	23.759	1'31.906	236,6	16:02'35.647
12	19.722	25.211	23.403	24.022	1'32.358	237,1	16:04'08.005

Race Time 18'34.114

7° 38 H. SOOMER [1'31.949]							
Lap	Seg1	Seg2	Seg3	Seg4	Lap Time	km/h	Local Time
1		25.538	23.362	25.194	1'37.579	241,9	15:47'11.470
2	19.995	25.073	23.152	24.307	1'32.527	240,3	15:48'43.997
3	19.728	25.112	23.173	24.218	1'32.231	239,7	15:50'16.228
4	19.691	24.932	23.125	25.350	1'33.098	239,7	15:51'49.326
5	21.569	25.238	23.065	24.140	1'34.012	243,0	15:53'23.338
6	19.739	24.904	23.266	24.204	1'32.113	239,2	15:54'55.451
7	19.879	24.909	23.101	24.328	1'32.217	239,2	15:56'27.668
8	19.917	25.099	23.520	24.133	1'32.669	241,3	15:58'00.337
9	19.673	24.874	23.453	24.154	1'32.154	242,4	15:59'32.491
10	19.759	24.877	23.107	24.206	1'31.949	237,1	16:01'04.440
11	19.765	25.022	23.160	24.041	1'31.988	235,5	16:02'36.428
12	19.768	25.273	23.534	24.221	1'32.796	235,0	16:04'09.224

Race Time 18'35.333

8° 94 A. VERDOIA [1'32.015]							
Lap	Seg1	Seg2	Seg3	Seg4	Lap Time	km/h	Local Time
1		26.036	23.718	24.987	1'38.800	243,0	15:47'12.691
2	19.894	25.325	23.199	24.384	1'32.802	240,3	15:48'45.493
3	19.724	25.507	23.166	24.142	1'32.539	239,2	15:50'18.032
4	19.761	25.103	23.228	24.204	1'32.296	238,7	15:51'50.328
5	20.305	25.335	23.313	24.503	1'33.456	240,3	15:53'23.784
6	19.825	25.246	23.428	24.279	1'32.778	241,3	15:54'56.562
7	19.806	25.208	23.111	24.116	1'32.241	243,5	15:56'28.803
8	19.618	25.126	23.096	24.175	1'32.015	239,7	15:58'00.818
9	19.734	25.152	23.086	24.406	1'32.378	241,3	15:59'33.196
10	20.095	25.382	23.297	24.111	1'32.885	238,7	16:01'06.081
11	19.766	25.131	23.128	23.995	1'32.020	237,6	16:02'38.101
12	19.841	25.153	23.209	23.993	1'32.196	236,1	16:04'10.297

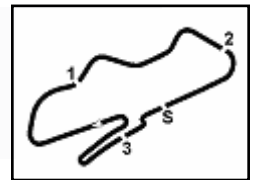
Race Time 18'36.406

9° 9 S. JESPERSEN [1'32.052]							
Lap	Seg1	Seg2	Seg3	Seg4	Lap Time	km/h	Local Time
1		25.639	23.847	24.134	1'38.108	240,8	15:47'11.999
2	19.903	25.582	23.243	24.213	1'32.941	237,1	15:48'44.940

16/07/2022 P = Pits In/Out - C = Lap Time Cancelled

These data/results cannot be reproduced, stored and/or transmitted in whole or in part by any manner of electronic, mechanical, photocopying, recording, broadcasting or otherwise now known or herein after developed without the previous express consent by the copyright owner, except for reproduction in daily press and regular printed publications on sale to the public within 60 days of the event related to those data/results and always provided that copyright symbol appears together as follows below.

© DORNA WSBK ORGANIZATION Srl 2022



Donington Park 4.023 m

Prosecco DOC UK Round, 15-17 July 2022
Chronological Analysis Race 1

Start at 15:45'33.891

2 / 4

Lap	Seg1	Seg2	Seg3	Seg4	Lap Time	km/h	Local Time
3	19.865	25.765	23.228	23.977	1'32.835	240,3	15:50'17.775
4	19.844	25.086	23.291	24.237	1'32.458	238,1	15:51'50.233
5	20.259	25.287	23.312	24.365	1'33.223	239,2	15:53'23.456
6	20.054	25.153	23.414	24.251	1'32.872	240,3	15:54'56.328
7	19.893	25.168	23.163	23.906	1'32.130	240,3	15:56'28.458
8	19.797	24.980	23.202	24.073	1'32.052	239,7	15:58'00.510
9	19.747	25.046	23.215	24.285	1'32.293	240,3	15:59'32.803
10	19.860	25.021	23.204	24.072	1'32.157	237,6	16:01'04.960
11	19.996	25.197	23.303	24.273	1'32.769	236,6	16:02'37.729
12	19.999	25.166	23.698	24.041	1'32.904	233,0	16:04'10.633

Race Time 18'36.742

10° 25 M. BRENNER [1'32.233]							
Lap	Seg1	Seg2	Seg3	Seg4	Lap Time	km/h	Local Time
1		26.077	23.573	24.575	1'39.021	244,1	15:47'12.912
2	19.871	25.399	23.172	24.480	1'32.922	240,8	15:48'45.834
3	19.749	25.372	23.163	24.336	1'32.620	240,8	15:50'18.454
4	19.801	25.288	23.446	24.224	1'32.759	238,7	15:51'51.213
5	19.918	25.479	23.202	24.498	1'33.097	240,8	15:53'24.310
6	19.778	25.163	23.368	24.352	1'32.661	239,7	15:54'56.971
7	19.717	25.319	23.124	24.121	1'32.281	239,7	15:56'29.252
8	19.736	25.405	23.230	24.026	1'32.397	238,7	15:58'01.649
9	19.791	25.093	23.262	24.087	1'32.233	238,7	15:59'33.882
10	19.742	25.266	23.260	24.218	1'32.486	240,3	16:01'06.368
11	19.797	25.275	23.463	24.035	1'32.570	236,1	16:02'38.938
12	19.786	25.237	23.487	24.059	1'32.569	236,6	16:04'11.507

Race Time 18'37.616

11° 32 O. BAYLISS [1'32.058]							
Lap	Seg1	Seg2	Seg3	Seg4	Lap Time	km/h	Local Time
1		26.089	23.713	25.114	1'39.243	238,7	15:47'13.134
2	19.877	25.384	23.185	25.235	1'33.681	240,3	15:48'46.815
3	19.917	25.473	23.226	24.214	1'32.830	239,2	15:50'19.645
4	19.819	25.322	23.259	24.067	1'32.467	240,8	15:51'52.112
5	19.833	25.270	23.638	24.546	1'33.287	241,9	15:53'25.399
6	19.889	25.359	23.140	24.055	1'32.443	241,9	15:54'57.842
7	19.751	25.066	23.101	24.140	1'32.058	241,9	15:56'29.900
8	19.677	25.211	23.267	24.111	1'32.266	240,3	15:58'02.166
9	19.784	25.107	23.094	24.104	1'32.089	240,8	15:59'34.255
10	19.710	25.042	23.312	24.486	1'32.550	243,5	16:01'06.805
11	19.880	25.199	23.184	24.120	1'32.383	240,8	16:02'39.188
12	19.689	25.211	23.400	24.217	1'32.517	239,2	16:04'11.705

Race Time 18'37.814

12° 27 M. CASADEI [1'32.115]							
Lap	Seg1	Seg2	Seg3	Seg4	Lap Time	km/h	Local Time
1		26.123	23.603	25.287	1'39.889	247,4	15:47'13.780
2	19.980	25.128	23.275	24.090	1'32.473	243,0	15:48'46.253
3	19.848	25.030	23.153	24.387	1'32.418	240,3	15:50'18.671
4	19.821	25.187	24.858	24.628	1'34.494	239,2	15:51'53.165
5	19.886	25.130	23.197	24.477	1'32.690	241,3	15:53'25.855
6	19.884	25.292	23.206	24.328	1'32.710	243,0	15:54'58.565
7	19.899	25.116	23.169	24.210	1'32.394	241,9	15:56'30.959
8	19.904	25.007	23.109	24.095	1'32.115	241,3	15:58'03.074
9	19.745	25.040	23.419	24.120	1'32.324	244,1	15:59'35.398
10	19.922	25.072	23.100	24.050	1'32.144	240,3	16:01'07.542
11	19.863	25.182	23.343	24.107	1'32.495	241,3	16:02'40.037
12	19.797	25.444	23.386	24.045	1'32.672	237,6	16:04'12.709

Race Time 18'38.818

13° 24 L. TACCINI [1'31.972]							
Lap	Seg1	Seg2	Seg3	Seg4	Lap Time	km/h	Local Time
1		26.543	23.779	24.991	1'40.623	242,4	15:47'14.514
2	20.126	25.737	23.446	24.538	1'33.847	240,8	15:48'48.361
3	19.909	25.570	23.548	24.238	1'33.265	239,7	15:50'21.626
4	19.908	25.369	23.397	24.095	1'32.769	237,6	15:51'54.395

16/07/2022 P = Pits In/Out - C = Lap Time Cancelled

These data/results cannot be reproduced, stored and/or transmitted in whole or in part by any manner of electronic, mechanical, photocopying, recording, broadcasting or otherwise now known or herein after developed without the previous express consent by the copyright owner, except for reproduction in daily press and regular printed publications on sale to the public within 60 days of the event related to those data/results and always provided that copyright symbol appears together as follows below.

© DORNA WSBK ORGANIZATION Srl 2022

14° 17 K. SMITH [1'32.022]							
Lap	Seg1	Seg2	Seg3	Seg4	Lap Time	km/h	Local Time
1		26.076	23.527	24.438	1'38.605	243,5	15:47'12.496
2	19.814	25.395	23.069	24.479	1'32.757	240,8	15:48'45.253
3	19.709	25.405	23.210	23.965	1'32.289	236,6	15:50'17.542
4	19.684	25.207	23.227	24.203	1'32.321	236,1	15:51'49.863
5	20.217	25.363	23.224	24.338	1'33.142	235,5	15:53'23.005
6	19.791	24.961	23.159	24.111	1'32.022	235,5	15:54'55.027
7	19.769	25.106	23.176	24.154	1'32.205	234,5	15:56'27.232
8	19.655	25.288	23.222	24.210	1'32.375	234,0	15:57'59.607
9	19.746	25.151	23.701	24.820	1'33.418	236,6	15:59'33.025
10	20.052	25.376	23.377	24.831	1'33.636	236,1	16:01'06.661
11	20.534	25.270	23.585	25.190	1'34.579	236,1	16:02'41.240
12	20.009	25.389	23.618	24.628	1'33.644	236,1	16:04'14.884

Race Time 18'40.993

15° 54 B. SOFUOGLU [1'32.265]							
Lap	Seg1	Seg2	Seg3	Seg4	Lap Time	km/h	Local Time
1		25.781	23.486	32.852	1'45.924	246,3	15:47'19.815
2	20.311	26.012	23.301	24.212	1'33.836	238,7	15:48'53.651
3	19.894	25.588	23.131	24.043	1'32.656	239,2	15:50'26.307
4	19.790	25.440	23.081	24.368	1'32.679	237,6	15:51'58.986
5	20.120	25.251	22.979	23.915	1'32.265	240,3	15:53'31.251
6	19.575	25.265	23.744	24.174	1'32.758	238,1	15:55'04.009
7	19.851	25.738	23.182	24.350	1'33.121	243,0	15:56'37.130
8	19.962	25.370	23.094	24.198	1'32.624	239,2	15:58'09.754
9	19.812	25.508	23.143	24.458	1'32.921	241,3	15:59'42.675
10	20.146	25.532	23.027	24.553	1'33.258	240,8	16:01'15.933
11	20.064	25.258	23.101	23.981	1'32.404	237,1	16:02'48.337
12	19.846	25.500	23.129	24.267	1'32.742	237,1	16:04'21.079

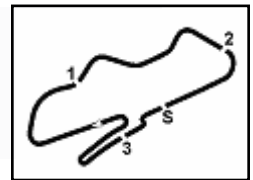
Race Time 18'47.188

16° 69 T. BOOTH-AMOS [1'31.945]							
Lap	Seg1	Seg2	Seg3	Seg4	Lap Time	km/h	Local Time
1		25.806	23.692	24.389	1'38.006	236,6	15:47'11.897
2	20.110	37.559	23.264	24.227	1'45.160	234,5	15:48'57.057
3	19.886	25.395	23.190	24.462	1'32.933	237,1	15:50'29.990
4	19.872	25.162	23.054	24.059	1'32.147	236,6	15:52'02.137
5	19.729	25.123	23.070	24.106	1'32.028	239,2	15:53'34.165
6	19.722	25.207	23.083	24.073	1'32.085	239,2	15:55'06.250
7	19.978	25.084	23.673	24.164	1'32.899	232,5	15:56'39.149
8	19.867	25.228	23.259	24.125	1'32.479	237,6	15:58'11.628
9	19.777	25.099	22.972	24.097	1'31.945	239,2	15:59'43.573
10	19.730	25.233	23.024	24.216	1'32.203	244,1	16:01'15.776
11	20.454	25.237	23.147	24.122	1'32.960	235,0	16:02'48.736
12	19.715	25.426	23.255	24.490	1'32.886	239,7	16:04'21.622

Race Time 18'47.731

17° 50 O. VOSTATEK [1'32.589]							
Lap	Seg1	Seg2	Seg3	Seg4	Lap Time	km/h	Local Time
1		26.240	23.907	24.925	1'40.020	241,3	15:47'13.911
2	20.113	25.381	23.417	24.499	1'33.410	237,1	15:48'47.321
3	19.751	25.410	23.306	24.262	1'32.729	238,7	15:50'20.050
4	19.760	25.310	23.265	24.254	1'32.589	238,1	15:51'52.639
5	19.803	25.301	23.452	24.407	1'32.963	239,7	15:53'25.602
6	19.886	25.746	23.254	24.721	1'33.607	239,7	15:54'59.209





Prosecco DOC UK Round, 15-17 July 2022
Chronological Analysis Race 1

Start at 15:45'33.891

3 / 4

7	19.875	25.231	23.405	24.447	1'32.958	234,5	15:56'32.167	9	20.041	25.674	23.493	24.513	1'33.721	238,7	15:59'47.808
8	19.898	25.573	23.618	24.417	1'33.506	233,5	15:58'05.673	10	20.193	25.719	23.318	24.393	1'33.623	236,1	16:01'21.431
9	20.066	25.406	23.497	24.445	1'33.414	234,0	15:59'39.087	11	20.193	25.750	23.594	24.825	1'34.362	232,5	16:02'55.793
10	20.174	25.429	23.708	24.409	1'33.720	232,0	16:01'12.807	12	20.196	25.762	23.661	24.662	1'34.281	232,5	16:04'30.074
11	20.086	25.593	23.653	24.307	1'33.639	230,0	16:02'46.446								
12	20.063	25.526	24.508	25.399	1'35.496	227,6	16:04'21.942								

Race Time 18'56.183

Race Time 18'48.051

18° 99 A. HUERTAS [1'32.188]							
Lap	Seg.1	Seg.2	Seg.3	Seg.4	Lap Time	km/h	Local Time
1		25.882	23.784	37.685	1'51.257	239,7	15:47'25.148
2	20.304	25.456	23.375	24.266	1'33.401	231,0	15:48'58.549
3	20.072	25.252	23.194	24.240	1'32.758	232,5	15:50'31.307
4	19.890	25.096	23.094	24.171	1'32.251	232,5	15:52'03.558
5	20.000	25.033	23.125	24.566	1'32.724	234,0	15:53'36.282
6	19.860	25.027	23.142	24.159	1'32.188	236,1	15:55'08.470
7	19.851	25.205	23.393	24.152	1'32.601	237,6	15:56'41.071
8	19.842	25.333	23.552	24.207	1'32.934	234,5	15:58'14.005
9	19.868	25.019	23.221	24.114	1'32.222	233,5	15:59'46.227
10	19.931	25.073	23.445	24.265	1'32.714	233,5	16:01'18.941
11	19.957	25.183	23.164	24.406	1'32.710	231,0	16:02'51.651
12	19.874	25.047	23.310	24.466	1'32.697	233,5	16:04'24.348

Race Time 18'50.457

19° 73 M. KOFLER [1'32.614]							
Lap	Seg.1	Seg.2	Seg.3	Seg.4	Lap Time	km/h	Local Time
1		26.394	23.697	25.170	1'40.415	240,8	15:47'14.306
2	20.158	25.621	23.485	25.054	1'34.318	239,7	15:48'48.624
3	19.899	25.487	23.575	24.749	1'33.710	238,7	15:50'22.334
4	19.944	25.426	23.375	24.261	1'33.006	240,3	15:51'55.340
5	19.831	25.172	23.323	24.288	1'32.614	240,3	15:53'27.954
6	19.963	25.258	23.460	24.408	1'33.089	239,2	15:55'01.043
7	20.070	25.286	23.466	25.091	1'33.913	239,2	15:56'34.956
8	20.189	25.594	23.683	24.374	1'33.840	238,1	15:58'08.796
9	20.128	25.382	23.625	24.571	1'33.706	238,7	15:59'42.502
10	20.166	25.423	23.748	24.596	1'33.933	236,6	16:01'16.435
11	20.164	25.326	23.596	24.459	1'33.545	237,6	16:02'49.980
12	20.131	25.550	24.007	24.719	1'34.407	236,1	16:04'24.387

Race Time 18'50.496

20° 23 I. VINALES [1'32.360]							
Lap	Seg.1	Seg.2	Seg.3	Seg.4	Lap Time	km/h	Local Time
1		26.645	23.742	24.903	1'40.718	235,5	15:47'14.609
2	20.107	25.531	23.409	24.423	1'33.470	241,3	15:48'48.079
3	20.020	25.602	23.641	24.523	1'33.786	237,6	15:50'21.865
4	19.877	25.264	23.489	24.177	1'32.807	235,5	15:51'54.672
5	19.842	25.198	23.358	32.062	1'40.460	240,8	15:53'35.132
6	20.134	25.303	23.332	24.132	1'32.901	236,1	15:55'08.033
7	19.938	25.398	23.339	24.063	1'32.738	236,1	15:56'40.771
8	19.787	25.870	23.543	24.342	1'33.542	240,8	15:58'14.313
9	19.989	25.236	23.273	24.097	1'32.595	236,6	15:59'46.968
10	19.894	25.187	23.248	24.031	1'32.360	234,5	16:01'19.268
11	19.892	25.085	23.352	24.246	1'32.575	236,6	16:02'51.843
12	19.839	25.086	23.441	24.445	1'32.811	233,0	16:04'24.654

Race Time 18'50.763

21° 6 J. BUIS [1'33.615]							
Lap	Seg.1	Seg.2	Seg.3	Seg.4	Lap Time	km/h	Local Time
1		26.552	23.626	24.817	1'40.250	241,9	15:47'14.141
2	20.129	25.617	23.428	24.614	1'33.788	239,2	15:48'47.929
3	20.055	25.606	23.850	25.145	1'34.656	236,6	15:50'22.585
4	20.022	25.676	23.474	24.443	1'33.615	238,7	15:51'56.200
5	20.015	25.469	23.445	24.759	1'33.688	237,1	15:53'29.888
6	20.071	25.550	23.721	24.280	1'33.622	235,0	15:55'03.510
7	20.182	25.800	23.692	24.617	1'34.291	235,0	15:56'37.801
8	21.945	26.138	23.573	24.630	1'36.286	235,0	15:58'14.087

22° 22 F. FULIGNI [1'33.320]							
Lap	Seg.1	Seg.2	Seg.3	Seg.4	Lap Time	km/h	Local Time
1		26.761	23.941	24.884	1'41.137	238,7	15:47'15.028
2	20.070	25.591	23.787	24.559	1'34.007	234,5	15:48'49.035
3	20.030	25.581	23.965	24.458	1'34.034	238,1	15:50'23.069
4	19.969	25.411	23.669	24.419	1'33.468	238,7	15:51'56.537
5	19.985	25.358	23.612	24.558	1'33.513	237,6	15:53'30.050
6	20.198	25.625	24.480	24.929	1'35.232	236,1	15:55'05.282
7	20.163	25.734	24.214	24.433	1'34.544	235,0	15:56'39.826
8	20.122	26.039	23.973	24.876	1'35.010	236,1	15:58'14.836
9	19.941	25.367	23.668	24.344	1'33.320	238,1	15:59'48.156
10	19.990	25.786	23.690	24.496	1'33.962	238,7	16:01'22.118
11	20.002	25.459	23.726	24.512	1'33.699	236,6	16:02'55.817
12	20.306	25.861	23.733	24.521	1'34.421	235,0	16:04'30.238

Race Time 18'56.347

23° 36 S. KRÖEZE [1'34.291]							
Lap	Seg.1	Seg.2	Seg.3	Seg.4	Lap Time	km/h	Local Time
1		26.834	23.912	25.169	1'41.623	240,8	15:47'15.514
2	20.181	25.620	23.709	24.833	1'34.343	238,7	15:48'49.857
3	20.201	25.613	23.907	24.926	1'34.647	237,1	15:50'24.504
4	20.251	25.604	23.834	24.661	1'34.350	236,1	15:51'58.854
5	20.427	25.596	23.636	24.697	1'34.356	239,2	15:53'33.210
6	20.272	25.870	23.650	24.499	1'34.291	238,1	15:55'07.501
7	20.118	26.559	23.888	24.747	1'35.312	237,1	15:56'42.813
8	20.256	25.836	23.836	24.500	1'34.428	236,6	15:58'17.241
9	20.295	25.571	23.792	24.730	1'34.388	237,1	15:59'51.629
10	20.329	25.624	23.893	24.794	1'34.640	235,0	16:01'26.269
11	20.307	25.627	23.881	24.928	1'34.743	233,5	16:03'01.012
12	20.302	25.746	24.161	24.809	1'35.018	233,0	16:04'36.030

Race Time 19'02.139

RET 28 G. VAN STRAALEN [1'31.108]							
Lap	Seg.1	Seg.2	Seg.3	Seg.4	Lap Time	km/h	Local Time
1		25.866	23.265	24.053	1'36.176	241,3	15:47'10.067
2	19.711	25.308	23.416	24.392	1'32.827	243,5	15:48'42.894
3	19.587	24.862	23.193	24.575	1'32.217	241,9	15:50'15.111
4	19.720	24.698	22.985	23.952	1'31.355	238,7	15:51'46.466
5	19.553	24.698	22.955	24.071	1'31.277	242,4	15:53'17.743
6	19.576	24.819	22.850	24.281	1'31.526	240,8	15:54'49.269
7	19.707	24.763	22.990	24.380	1'31.840	240,8	15:56'21.109
8	19.643	24.971	23.043	24.162	1'31.819	238,1	15:57'52.928
9	19.469	24.687	22.868	24.084	1'31.108	240,3	15:59'24.036
10	19.515	24.966	23.250	24.133	1'31.864	238,1	16:00'55.900
11	19.640	25.005	23.017	23.872	1'31.534	240,3	16:02'27.434

Race Time 16'53.543

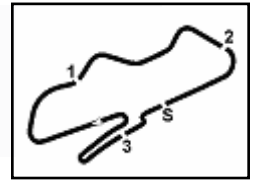
RET 21 B. CURRIE [1'32.254]							
Lap	Seg.1	Seg.2	Seg.3	Seg.4	Lap Time	km/h	Local Time
1		26.269	23.712	24.886	1'39.926	243,5	15:47'13.817
2	20.110	25.159	23.249	24.401	1'32.919	241,3	15:48'46.736
3	19.708	25.060	23.372	24.475	1'32.615	239,2	15:50'19.351
4	19.697	25.007	23.195	24.533	1'32.432	241,3	15:51'51.783
5	19.704	25.228	23.705	24.451	1'33.088	243,5	15:53'24.871
6	19.763	25.112	23.401	24.290	1'32.566	238,7	15:54'57.437
7	19.687	25.201	23.171	24.195	1'32.254	239,7	15:56'29.691
8	19.731	25.224	23.364	24.561	1'32.880	238,7	15:58'02.571
9	19.779	25.233	23.667	24.945	1'33.624	235,5	15:59'36.195
10	20.351	27.259	25.679	32.045	1'45.334P	202,3	16:01'21.529

Race Time 15'47.638

16/07/2022 P = Pits In/Out - C = Lap Time Cancelled

These data/results cannot be reproduced, stored and/or transmitted in whole or in part by any manner of electronic, mechanical, photocopying, recording, broadcasting or otherwise now known or herein after developed without the previous express consent by the copyright owner, except for reproduction in daily press and regular printed publications on sale to the public within 60 days of the event related to those data/results and always provided that copyright symbol appears together as follows below.

© DORNA WSBK ORGANIZATION Srl 2022



Prosecco DOC UK Round, 15-17 July 2022
Chronological Analysis Race 1

Start at 15:45'33.891

RET								64 F. CARICASULO [1'31.033]							
Lap	Seg.1	Seg.2	Seg.3	Seg.4	Lap Time	km/h	Local Time	Lap	Seg.1	Seg.2	Seg.3	Seg.4	Lap Time	km/h	Local Time
1		25.599	23.326	24.866	1'37.339	243,0	15:47'11.230	2	19.684	24.872	23.110	24.520	1'32.186	244,1	15:48'43.416
3	19.637	24.848	22.962	24.532	1'31.979	244,6	15:50'15.395	4	19.686	25.202	22.893	23.948	1'31.729	242,4	15:51'47.124
5	19.667	24.699	22.890	23.989	1'31.245	243,0	15:53'18.369	6	19.619	24.804	22.744	23.866	1'31.033	243,5	15:54'49.402
7	19.482	25.076	23.046	24.062	1'31.666	241,3	15:56'21.068								

Race Time 10'47.177

RET								16 J. CLUZEL [1'32.538]							
Lap	Seg.1	Seg.2	Seg.3	Seg.4	Lap Time	km/h	Local Time	Lap	Seg.1	Seg.2	Seg.3	Seg.4	Lap Time	km/h	Local Time
1		25.328	23.289	24.126	1'35.981	242,4	15:47'09.872	2	19.738	25.342	23.401	24.304	1'32.785	245,8	15:48'42.657
3	19.553	24.948	23.076	24.961	1'32.538	244,1	15:50'15.195	4	19.538	25.298	23.061	26.977	1'34.874	241,3	15:51'50.069

Race Time 6'16.178

RET								11 N. BULEGA							
Lap	Seg.1	Seg.2	Seg.3	Seg.4	Lap Time	km/h	Local Time	Lap	Seg.1	Seg.2	Seg.3	Seg.4	Lap Time	km/h	Local Time
1		25.260	23.093	24.225	1'35.507	244,1	15:47'09.398								

Race Time 1'35.507

16/07/2022 P = Pits In/Dut - C = Lap Time Cancelled

These data/results cannot be reproduced, stored and/or transmitted in whole or in part by any manner of electronic, mechanical, photocopying, recording, broadcasting or otherwise now known or herein after developed without the previous express consent by the copyright owner, except for reproduction in daily press and regular printed publications on sale to the public within 60 days of the event related to those data/results and always provided that copyright symbol appears together as follows below.

© DORNA WSBK ORGANIZATION Srl 2022