

**Prosecco DOC UK Round, 15-17 July 2022**  
**Chronological Analysis Race 2**

Start at 12:30'10.586

1 / 5

1° 77 D. AEGERTER [1'30.564]							
Lap	Seg1	Seg2	Seg3	Seg4	Lap Time	km/h	Local Time
1		25.163	23.388	24.030	1'35.218	236,6	12:31'45.804
2	19.572	24.942	23.122	23.909	1'31.545	239,2	12:33'17.349
3	19.440	24.904	23.089	23.906	1'31.339	240,8	12:34'48.688
4	19.433	24.862	23.041	23.975	1'31.311	240,3	12:36'19.999
5	19.443	24.834	23.111	23.813	1'31.201	240,3	12:37'51.200
6	19.484	24.771	23.007	23.947	1'31.209	240,8	12:39'22.409
7	19.378	24.860	23.043	23.922	1'31.203	239,7	12:40'53.612
8	19.591	25.007	23.214	24.500	1'32.312	241,3	12:42'25.924
9	19.732	24.892	23.056	23.865	1'31.545	241,3	12:43'57.469
10	19.484	24.792	22.976	23.891	1'31.143	241,3	12:45'28.612
11	19.480	24.858	23.047	24.072	1'31.457	241,9	12:47'00.069
12	19.425	24.768	23.027	23.698	1'30.918	239,7	12:48'30.987
13	19.426	24.766	22.972	23.853	1'31.017	240,8	12:50'02.004
14	19.454	24.806	22.975	23.813	1'31.048	240,8	12:51'33.052
15	19.482	24.754	23.031	23.896	1'31.163	241,9	12:53'04.215
16	<b>19.358</b>	25.102	23.035	23.808	1'31.303	<b>244,1</b>	12:54'35.518
17	19.409	<b>24.624</b>	<b>22.916</b>	<b>23.615</b>	<b>1'30.564</b>	243,5	12:56'06.082
18	19.445	24.790	23.045	23.675	1'30.955	237,6	12:57'37.037
19	19.367	24.812	23.001	23.721	1'30.901	237,6	12:59'07.938
Race Time 28'57.552							

18	19.613	24.968	23.178	23.933	1'31.692	239,7	12:57'39.369
19	19.777	25.140	23.277	24.094	1'32.288	238,7	12:59'11.657
Race Time 29'01.071							

2° 7 L. BALDASSARRI [1'30.887]							
Lap	Seg1	Seg2	Seg3	Seg4	Lap Time	km/h	Local Time
1		25.264	23.240	24.188	1'36.202	245,2	12:31'46.788
2	19.613	24.865	22.978	24.380	1'31.836	245,8	12:33'18.624
3	19.482	24.778	22.911	23.863	1'31.034	245,2	12:34'49.658
4	19.561	24.829	22.985	23.887	1'31.262	244,6	12:36'20.920
5	19.523	<b>24.713</b>	<b>22.890</b>	23.761	<b>1'30.887</b>	243,0	12:37'51.807
6	19.552	24.896	22.966	23.698	1'31.112	243,5	12:39'22.919
7	19.549	24.837	22.977	23.925	1'31.288	244,1	12:40'54.207
8	<b>19.432</b>	24.973	23.031	24.039	1'31.475	245,8	12:42'25.682
9	19.640	24.840	23.072	23.835	1'31.387	244,6	12:43'57.069
10	19.554	24.777	22.958	23.934	1'31.223	244,1	12:45'28.292
11	19.555	24.797	22.897	23.773	1'31.022	<b>248,0</b>	12:46'59.314
12	19.508	24.903	23.101	23.700	1'31.212	241,9	12:48'30.526
13	19.504	24.826	22.997	23.693	1'31.020	244,6	12:50'01.546
14	19.533	24.831	23.026	23.793	1'31.183	243,0	12:51'32.729
15	19.567	24.825	23.048	23.699	1'31.139	245,8	12:53'03.868
16	19.495	24.954	23.073	<b>23.522</b>	1'31.044	239,7	12:54'34.912
17	19.528	24.875	23.078	23.917	1'31.398	240,8	12:56'06.310
18	19.530	24.821	22.965	23.747	1'31.063	244,1	12:57'37.373
19	19.510	25.043	23.099	23.976	1'31.628	241,3	12:59'09.001
Race Time 28'58.415							

4° 64 F. CARICASULO [1'31.139]							
Lap	Seg1	Seg2	Seg3	Seg4	Lap Time	km/h	Local Time
1		25.371	23.134	24.285	1'35.831	244,1	12:31'46.417
2	19.615	24.904	23.055	23.869	1'31.443	245,2	12:33'17.860
3	19.533	24.962	<b>22.768</b>	23.876	<b>1'31.139</b>	243,5	12:34'48.999
4	19.613	<b>24.801</b>	22.874	23.868	1'31.156	244,1	12:36'20.155
5	19.590	24.874	22.928	23.850	1'31.242	243,5	12:37'51.397
6	19.551	24.920	22.858	23.855	1'31.184	241,3	12:39'22.581
7	<b>19.516</b>	24.862	22.979	23.957	1'31.314	245,8	12:40'53.895
8	19.553	24.996	23.089	23.839	1'31.477	<b>246,3</b>	12:42'25.372
9	19.548	24.905	22.948	23.948	1'31.349	244,1	12:43'56.721
10	19.653	24.886	22.954	23.900	1'31.393	244,1	12:45'28.114
11	19.549	24.820	23.303	24.184	1'31.856	245,2	12:46'59.970
12	19.642	24.922	22.916	23.902	1'31.382	245,2	12:48'31.352
13	19.652	25.120	22.972	24.593	1'32.337	242,4	12:50'03.689
14	19.613	24.947	23.054	<b>23.728</b>	1'31.342	241,3	12:51'35.031
15	19.681	25.000	23.051	23.865	1'31.597	241,3	12:53'06.628
16	19.724	24.955	23.010	23.900	1'31.589	240,8	12:54'38.217
17	19.771	24.918	23.054	23.929	1'31.672	242,4	12:56'09.889
18	19.822	25.008	23.088	23.861	1'31.779	241,3	12:57'41.668
19	19.966	25.032	23.399	23.973	1'32.370	239,7	12:59'14.038
Race Time 29'03.452							

3° 11 N. BULEGA [1'31.059]							
Lap	Seg1	Seg2	Seg3	Seg4	Lap Time	km/h	Local Time
1		25.241	23.031	23.895	1'34.921	242,4	12:31'45.507
2	19.515	24.814	23.225	23.993	1'31.547	239,7	12:33'17.054
3	<b>19.428</b>	24.898	23.057	23.759	1'31.142	239,7	12:34'48.196
4	19.580	24.877	23.102	23.863	1'31.422	239,2	12:36'19.618
5	19.565	24.767	23.003	23.845	1'31.180	239,2	12:37'50.798
6	19.514	<b>24.727</b>	23.023	23.936	1'31.200	239,2	12:39'21.998
7	19.485	24.937	23.109	23.868	1'31.399	239,2	12:40'53.397
8	19.598	25.031	23.107	23.941	1'31.677	239,2	12:42'25.074
9	19.572	24.890	23.084	23.794	1'31.340	239,2	12:43'56.414
10	19.632	24.940	23.072	23.768	1'31.412	239,2	12:45'27.826
11	19.606	24.781	23.036	23.771	1'31.194	240,8	12:46'59.020
12	19.593	24.765	23.103	23.733	1'31.194	238,7	12:48'30.214
13	19.622	24.839	23.043	<b>23.637</b>	1'31.141	239,2	12:50'01.355
14	19.551	24.759	23.142	23.796	1'31.248	238,7	12:51'32.603
15	19.574	24.792	<b>22.918</b>	23.775	<b>1'31.059</b>	239,2	12:53'03.662
16	19.579	25.298	23.103	24.137	<b>1'32.117</b>	<b>243,5</b>	12:54'35.779
17	19.623	24.781	23.577	23.917	1'31.898	241,3	12:56'07.677

5° 62 S. MANZI [1'31.249]							
Lap	Seg1	Seg2	Seg3	Seg4	Lap Time	km/h	Local Time
1		25.576	22.960	24.425	1'37.162	<b>244,6</b>	12:31'47.748
2	19.642	24.819	23.222	23.981	1'31.664	241,9	12:33'19.412
3	19.627	24.880	23.001	24.010	1'31.518	243,0	12:34'50.930
4	19.654	24.800	22.923	24.013	1'31.390	242,4	12:36'22.320
5	<b>19.581</b>	<b>24.702</b>	<b>22.878</b>	24.088	<b>1'31.249</b>	243,0	12:37'53.569
6	19.719	24.855	23.031	24.092	1'31.697	243,5	12:39'25.266
7	19.645	24.879	23.102	23.934	1'31.560	242,4	12:40'56.826
8	19.709	25.209	23.299	24.171	1'32.388	239,2	12:42'29.214
9	19.727	25.120	23.069	23.819	1'31.735	240,8	12:44'00.949
10	19.752	25.069	23.318	24.063	1'32.202	240,8	12:45'33.151
11	19.735	24.966	23.054	23.988	1'31.743	241,9	12:47'04.894
12	19.738	24.968	22.965	<b>23.720</b>	1'31.391	241,3	12:48'36.285
13	19.629	24.871	23.002	23.778	1'31.280	241,9	12:50'07.565
14	19.661	25.004	22.936	23.918	1'31.519	242,4	12:51'39.084
15	19.705	24.999	22.901	23.973	1'31.578	243,5	12:53'10.662
16	19.689	24.839	22.949	23.894	1'31.371	243,5	12:54'42.033
17	19.646	24.797	<b>22.878</b>	23.967	1'31.288	244,1	12:56'13.321
18	19.695	24.822	23.006	23.844	1'31.367	243,5	12:57'44.688
19	19.643	25.162	23.162	23.969	1'31.936	239,7	12:59'16.624
Race Time 29'06.038							

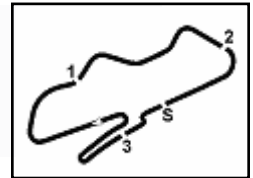
6° 3 R. DE ROSA [1'31.167]							
Lap	Seg1	Seg2	Seg3	Seg4	Lap Time	km/h	Local Time
1		25.286	23.234	24.252	1'36.507	244,6	12:31'47.093
2	19.663	24.867	22.985	24.438	1'31.953	243,5	12:33'19.046
3	19.615	24.781	22.959	24.158	1'31.513	244,6	12:34'50.559
4	<b>19.515</b>	24.883	22.985	24.091	1'31.474	244,6	12:36'22.033
5	19.518	<b>24.670</b>	<b>22.869</b>	24.110	<b>1'31.167</b>	243,5	12:37'53.200
6	19.791	24.996	23.042	24.017	1'31.846	244,1	12:39'25.046
7	19.695	24.898	23.159	24.320	1'32.072	244,1	12:40'57.118
8	19.789	25.007	23.009	24.578	1'32.383	244,1	12:42'29.501
9	19.666	25.099	23.044	24.115	1'31.924	<b>245,2</b>	12:44'01.425
10	19.678	24.848	23.053	23.960	1'31.539	244,1	12:45'32.964
11	19.791	24.912	23.040	23.949	1'31.692	241,3	12:47'04.656
12	19.723	24.853	22.975	23.842	1'31.393	240,8	12:48'36.049
13	19.605	24.769	22.993	23.954	1'31.321	240,3	12:50'07.370
14	19.665	24.850	23.082	23.956	1'31.553	240,8	12:51'38.923

17/07/2022

P = Pits In/Out - C = Lap Time Cancelled

These data/results cannot be reproduced, stored and/or transmitted in whole or in part by any manner of electronic, mechanical, photocopying, recording, broadcasting or otherwise now known or herein after developed without the previous express consent by the copyright owner, except for reproduction in daily press and regular printed publications on sale to the public within 60 days of the event related to those data/results and always provided that copyright symbol appears together as follows below.

© DORNA WSBK ORGANIZATION Srl 2022



Donington Park 4.023 m

**Prosecco DOC UK Round, 15-17 July 2022**  
**Chronological Analysis Race 2**

Start at 12:30'10.586

2 / 5

15	19.670	24.783	23.129	23.926	1'31.508	240,8	12:53'10.431	12	19.803	25.149	23.272	24.251	1'32.475	239,7	12:48'40.330
16	19.677	24.824	23.044	<b>23.803</b>	1'31.348	241,9	12:54'41.779	13	19.787	25.145	23.057	24.121	1'32.110	240,8	12:50'12.440
17	19.614	24.776	23.067	23.891	1'31.348	241,3	12:56'13.127	14	19.843	25.250	23.065	24.038	1'32.196	239,7	12:51'44.636
18	19.736	24.810	23.112	24.369	1'32.027	241,3	12:57'45.154	15	19.755	25.216	23.026	24.143	1'32.140	237,6	12:53'16.776
19	19.670	24.940	23.133	24.176	1'31.919	<b>245,2</b>	12:59'17.073	16	19.958	25.251	23.245	24.242	1'32.696	242,4	12:54'49.472

Race Time 29'06.487

7° 99 A. HUERTAS (1'31.472)							
Lap	Seg.1	Seg.2	Seg.3	Seg.4	Lap Time	km/h	Local Time
1		25.785	23.135	24.454	1'37.638	<b>242,4</b>	12:31'48.224
2	<b>19.581</b>	24.841	23.031	24.061	1'31.514	239,2	12:33'19.738
3	19.617	24.896	22.971	24.186	1'31.670	238,7	12:34'51.408
4	19.613	24.810	23.063	24.084	1'31.570	239,2	12:36'22.978
5	19.683	<b>24.792</b>	<b>22.874</b>	24.123	<b>1'31.472</b>	236,6	12:37'54.450
6	19.898	24.815	23.156	24.189	1'32.058	237,1	12:39'26.508
7	19.872	25.056	23.160	24.244	1'32.332	239,7	12:40'58.840
8	20.041	25.524	22.966	24.082	1'32.613	234,5	12:42'31.453
9	19.763	24.933	23.040	24.117	1'31.853	235,5	12:44'03.306
10	19.803	24.936	23.011	24.257	1'32.007	236,1	12:45'35.313
11	19.787	24.840	23.065	24.227	1'31.919	235,5	12:47'07.232
12	19.742	25.459	23.114	24.029	1'32.344	235,5	12:48'39.576
13	19.850	25.005	23.112	<b>24.014</b>	1'31.981	235,0	12:50'11.557
14	19.868	25.130	23.133	24.183	1'32.314	232,5	12:51'43.871
15	19.816	25.075	23.126	24.574	1'32.591	233,0	12:53'16.462
16	20.101	25.182	23.195	24.298	1'32.776	234,5	12:54'49.238
17	19.873	25.048	22.990	24.069	1'31.980	236,6	12:56'21.218
18	19.734	24.939	23.122	24.142	1'31.937	236,6	12:57'53.155
19	19.769	25.108	23.094	24.339	1'32.310	237,1	12:59'25.465

Race Time 29'14.879

8° 61 C. ONCU (1'31.354)							
Lap	Seg.1	Seg.2	Seg.3	Seg.4	Lap Time	km/h	Local Time
1		25.259	23.127	24.128	1'35.461	<b>241,3</b>	12:31'46.047
2	19.632	24.934	23.245	24.712	1'32.523	238,7	12:33'18.570
3	19.776	24.828	<b>22.969</b>	24.048	1'31.621	239,7	12:34'50.191
4	19.673	24.904	22.970	<b>23.846</b>	1'31.393	236,1	12:36'21.584
5	<b>19.622</b>	<b>24.752</b>	23.048	23.932	<b>1'31.354</b>	237,6	12:37'52.938
6	19.844	24.811	23.047	24.002	1'31.704	236,6	12:39'24.642
7	19.765	25.064	23.218	24.682	1'32.729	235,5	12:40'57.371
8	19.702	25.175	23.098	24.456	1'32.431	238,7	12:42'29.802
9	19.741	25.108	23.184	24.106	1'32.139	238,1	12:44'01.941
10	19.918	25.186	23.310	24.071	1'32.485	234,5	12:45'34.426
11	19.738	25.040	23.202	24.389	1'32.369	236,1	12:47'06.795
12	20.034	25.492	23.563	24.215	1'33.304	232,0	12:48'40.099
13	19.808	25.086	23.157	24.120	1'32.171	237,1	12:50'12.270
14	19.883	25.073	22.990	23.970	1'31.916	235,0	12:51'44.186
15	19.828	24.962	23.267	24.168	1'32.225	236,1	12:53'16.411
16	19.948	25.253	23.168	23.903	1'32.272	234,5	12:54'48.683
17	19.858	25.083	23.233	23.947	1'32.121	234,5	12:56'20.804
18	19.759	25.147	23.179	23.937	1'32.022	234,5	12:57'52.826
19	19.820	25.263	23.157	24.462	1'32.702	233,5	12:59'25.528

Race Time 29'14.942

9° 94 A. VERDOIA (1'31.597)							
Lap	Seg.1	Seg.2	Seg.3	Seg.4	Lap Time	km/h	Local Time
1		25.748	23.220	24.979	1'37.999	<b>244,1</b>	12:31'48.585
2	19.734	25.203	23.006	24.227	1'32.170	241,9	12:33'20.755
3	<b>19.661</b>	25.152	<b>22.885</b>	24.121	1'31.819	239,2	12:34'52.574
4	19.749	25.187	22.972	24.030	1'31.938	238,7	12:36'24.512
5	19.758	<b>24.958</b>	22.929	<b>23.952</b>	<b>1'31.597</b>	238,7	12:37'56.109
6	19.756	25.001	22.953	24.042	1'31.752	237,6	12:39'27.861
7	19.752	25.013	22.955	24.050	1'31.770	239,2	12:40'59.631
8	19.838	25.249	23.142	24.109	1'32.338	238,1	12:42'31.969
9	19.755	25.032	22.992	24.092	1'31.871	240,3	12:44'03.840
10	19.786	25.052	23.019	24.085	1'31.942	239,7	12:45'35.782
11	19.799	25.142	23.047	24.085	1'32.073	239,2	12:47'07.855

17/07/2022 P = Pits In/Out - C = Lap Time Cancelled

These data/results cannot be reproduced, stored and/or transmitted in whole or in part by any manner of electronic, mechanical, photocopying, recording, broadcasting or otherwise now known or herein after developed without the previous express consent by the copyright owner, except for reproduction in daily press and regular printed publications on sale to the public within 60 days of the event related to those data/results and always provided that copyright symbol appears together as follows below.

© DORNA WSBK ORGANIZATION Srl 2022

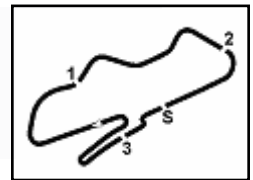
10° 9 S. JESPERSEN (1'31.609)							
Lap	Seg.1	Seg.2	Seg.3	Seg.4	Lap Time	km/h	Local Time
1		26.332	23.407	24.887	1'39.949	<b>244,6</b>	12:31'50.535
2	20.318	25.079	<b>23.023</b>	24.356	1'32.776	241,3	12:33'23.311
3	19.819	25.086	23.059	24.048	1'32.012	240,3	12:34'55.323
4	19.824	<b>24.863</b>	23.057	23.869	1'31.613	241,3	12:36'26.936
5	19.878	24.875	23.078	23.780	1'31.611	239,7	12:37'58.547
6	19.790	24.962	23.034	<b>23.823</b>	<b>1'31.609</b>	239,2	12:39'30.156
7	19.771	24.956	23.105	23.777	<b>1'31.609</b>	239,2	12:41'01.765
8	<b>19.635</b>	25.154	23.029	24.011	1'31.829	239,7	12:42'33.594
9	19.708	25.385	23.202	24.131	1'32.426	242,4	12:44'06.020
10	19.770	24.889	23.170	23.971	1'31.800	241,9	12:45'37.820
11	19.707	25.318	23.199	23.886	1'32.110	<b>244,6</b>	12:47'09.930
12	19.868	25.153	23.183	<b>23.750</b>	1'31.954	238,7	12:48'41.884
13	19.788	25.190	23.178	23.932	1'32.088	238,7	12:50'13.972
14	19.832	25.144	23.137	23.832	1'31.945	238,1	12:51'45.917
15	19.868	24.946	23.350	23.934	1'32.098	238,7	12:53'18.015
16	19.941	25.205	23.069	23.898	1'32.113	239,2	12:54'50.128
17	19.769	25.108	23.136	23.956	1'31.969	240,3	12:56'22.097
18	19.733	24.931	23.165	23.891	1'31.720	240,3	12:57'53.817
19	19.729	25.104	23.047	24.113	1'31.993	240,3	12:59'25.810

Race Time 29'15.224

11° 27 M. CASADEI (1'31.536)							
Lap	Seg.1	Seg.2	Seg.3	Seg.4	Lap Time	km/h	Local Time
1		25.938	23.618	24.721	1'39.281	<b>246,3</b>	12:31'49.867
2	19.965	25.034	23.093	24.387	1'32.479	244,1	12:33'22.346
3	19.716	25.234	23.310	24.439	1'32.699	243,5	12:34'55.045
4	19.935	25.064	23.313	24.094	1'32.406	244,1	12:36'27.451
5	19.731	25.056	23.311	24.105	1'32.203	241,9	12:37'59.654
6	19.934	25.153	23.136	24.062	1'32.285	239,2	12:39'31.939
7	19.899	25.268	23.151	24.041	1'32.359	239,2	12:41'04.298
8	19.890	25.021	23.080	23.993	1'31.984	238,1	12:42'36.282
9	19.874	25.337	23.163	23.964	1'32.338	239,2	12:44'08.620
10	19.851	24.947	23.146	23.914	1'31.858	239,2	12:45'40.478
11	19.932	25.018	23.066	23.999	1'32.015	239,7	12:47'12.493
12	19.872	24.984	<b>23.006</b>	24.129	1'31.991	239,2	12:48'44.484
13	19.777	25.290	23.087	23.842	1'31.996	240,3	12:50'16.480
14	19.786	25.000	23.013	23.900	1'31.699	239,7	12:51'48.179
15	19.811	<b>24.862</b>	23.012	23.896	1'31.581	240,8	12:53'19.760
16	19.682	24.933	23.081	<b>23.840</b>	<b>1'31.536</b>	241,3	12:54'51.296
17	<b>19.652</b>	24.919	23.063	24.021	1'31.655	243,0	12:56'22.951
18	19.720	25.033	23.103	23.968	1'31.824	240,8	12:57'54.775
19	19.798	24.921	23.068	24.076	1'31.863	240,3	12:59'26.638

Race Time 29'16.052

12° 10 U. ORRADRE (1'31.712)							
Lap	Seg.1	Seg.2	Seg.3	Seg.4	Lap Time	km/h	Local Time
1		25.738	23.853	24.022	1'38.352	<b>245,2</b>	12:31'48.938
2	<b>19.671</b>	25.160	23.077	24.108	1'32.016	241,3	12:33'20.954
3	19.718	25.116	<b>22.960</b>	24.064	1'31.858	241,9	12:34'52.812
4	19.672	25.184	23.187	23.993	1'32.036	243,0	12:36'24.848
5	19.687	24.951	23.121	24.004	1'31.763	239,2	12:37'56.611
6	19.761	25.168	23.167	<b>23.942</b>	1'32.038	238,7	12:39'28.649
7	19.740	24.970	23.165	23.995	1'31.870	240,3	12:41'00.519
8	19.766	25.187	23.183	24.412	1'32.548	241,3	12:42'33.067



Donington Park 4.023 m

**Prosecco DOC UK Round, 15-17 July 2022**  
**Chronological Analysis Race 2**

Start at 12:30'10.586

3 / 5

9	19.789	25.567	23.237	23.970	1'32.563	239,7	12:44'05.630	6	19.679	25.065	23.224	24.153	<b>1'32.121</b>	241,3	12:39'33.686
10	19.827	24.961	23.131	24.067	1'31.986	240,8	12:45'37.616	7	19.811	<b>25.012</b>	23.502	24.139	1'32.464	243,0	12:41'06.150
11	19.762	25.328	23.408	24.149	1'32.647	239,7	12:47'10.263	8	19.697	25.253	23.314	24.109	1'32.373	239,2	12:42'38.523
12	19.798	25.181	23.223	23.996	1'32.198	239,2	12:48'42.461	9	19.747	25.456	23.340	24.350	1'32.893	238,7	12:44'11.416
13	19.806	25.288	23.296	24.012	1'32.402	239,7	12:50'14.863	10	19.864	25.276	23.209	24.148	1'32.497	238,1	12:45'43.913
14	19.703	25.016	23.093	24.157	1'31.969	240,8	12:51'46.832	11	19.970	25.081	23.270	24.250	1'32.571	237,6	12:47'16.484
15	19.809	25.123	23.261	23.987	1'32.180	239,7	12:53'19.012	12	19.952	25.422	23.613	24.190	1'33.177	237,1	12:48'49.661
16	19.715	<b>24.917</b>	23.050	24.030	<b>1'31.712</b>	240,8	12:54'50.724	13	19.927	25.393	23.414	24.350	1'33.084	236,1	12:50'22.745
17	19.743	25.111	23.244	24.303	1'32.401	241,9	12:56'23.125	14	19.904	25.535	23.486	24.397	1'33.322	237,1	12:51'56.067
18	19.751	25.278	23.581	24.345	1'32.955	240,8	12:57'56.080	15	20.036	25.540	23.449	24.262	1'33.287	236,6	12:53'29.354
19	20.217	25.242	23.403	24.635	1'33.497	237,1	12:59'29.577	16	20.029	26.021	23.361	24.298	1'33.709	239,2	12:55'03.063

Race Time 29'18.991

**13° 32 D. BAYLISS (1'31.759)**

Lap	Seg1	Seg2	Seg3	Seg4	Lap Time	km/h	Local Time
1		25.998	23.964	25.459	1'40.053	243,5	12:31'50.639
2	20.335	25.495	23.281	24.181	1'32.292	242,4	12:33'23.931
3	19.779	25.152	22.964	24.267	1'32.162	241,9	12:34'56.093
4	19.766	25.110	23.121	24.129	1'32.126	239,7	12:36'28.219
5	19.644	25.455	23.144	24.166	1'32.409	240,3	12:38'00.628
6	19.638	25.010	23.049	<b>24.062</b>	<b>1'31.759</b>	243,0	12:39'32.387
7	19.714	25.154	23.169	24.214	1'32.251	<b>244,1</b>	12:41'04.638
8	19.829	25.033	23.405	24.127	1'32.394	240,8	12:42'37.032
9	19.821	25.247	23.235	24.231	1'32.534	241,9	12:44'09.566
10	19.716	25.122	23.140	24.198	1'32.176	240,8	12:45'41.742
11	19.661	25.030	23.082	24.221	1'31.994	241,3	12:47'13.736
12	19.678	25.023	22.961	24.135	1'31.797	240,8	12:48'45.533
13	19.775	25.455	<b>22.960</b>	24.106	1'32.296	239,2	12:50'17.829
14	19.767	<b>25.003</b>	23.093	24.091	1'31.954	238,7	12:51'49.783
15	<b>19.608</b>	25.671	23.068	24.148	1'32.495	240,3	12:53'22.278
16	19.714	25.291	23.067	24.261	1'32.333	240,3	12:54'54.611
17	19.908	25.244	23.227	24.340	1'32.719	239,7	12:56'27.330
18	19.843	25.282	23.282	24.432	1'32.839	239,2	12:58'00.169
19	19.965	25.344	23.714	24.536	1'33.559	232,5	12:59'33.728

Race Time 29'23.142

**14° 23 I. VINALES (1'32.005)**

Lap	Seg1	Seg2	Seg3	Seg4	Lap Time	km/h	Local Time
1		26.004	23.931	25.705	1'40.483	<b>242,4</b>	12:31'51.069
2	20.251	25.541	23.530	24.638	1'33.960	<b>242,4</b>	12:33'25.029
3	20.140	25.826	<b>23.185</b>	24.516	1'33.667	<b>242,4</b>	12:34'58.696
4	19.904	25.376	23.427	24.144	1'32.851	240,8	12:36'31.547
5	19.838	25.183	23.332	23.997	1'32.350	237,6	12:38'03.897
6	19.898	25.160	23.238	24.097	1'32.393	237,6	12:39'36.290
7	19.758	25.239	23.500	24.546	1'33.043	238,7	12:41'09.333
8	19.997	25.251	23.341	23.997	1'32.586	235,5	12:42'41.919
9	19.835	25.207	23.368	23.970	1'32.380	235,5	12:44'14.299
10	19.913	25.161	23.265	23.914	1'32.253	235,5	12:45'46.552
11	<b>19.736</b>	<b>25.117</b>	23.245	23.907	<b>1'32.005</b>	236,1	12:47'18.557
12	19.747	25.131	23.195	24.027	1'32.100	237,1	12:48'50.657
13	19.778	25.217	23.241	24.295	1'32.531	237,6	12:50'23.188
14	19.819	25.461	23.457	24.442	1'33.179	240,3	12:51'56.367
15	20.069	25.398	23.346	24.253	1'33.066	239,2	12:53'29.433
16	20.024	25.559	23.303	24.055	1'32.941	234,0	12:55'02.374
17	19.832	25.329	23.411	24.095	1'32.667	233,5	12:56'35.041
18	19.810	25.316	23.325	<b>23.899</b>	1'32.350	232,5	12:58'07.391
19	19.857	25.240	23.303	23.938	1'32.338	235,5	12:59'39.729

Race Time 29'29.143

**15° 24 L. TACCINI (1'32.121)**

Lap	Seg1	Seg2	Seg3	Seg4	Lap Time	km/h	Local Time
1		26.577	23.560	25.042	1'40.425	244,1	12:31'51.011
2	20.238	25.476	23.435	24.332	1'33.481	<b>246,3</b>	12:33'24.492
3	<b>19.629</b>	25.085	23.335	24.320	1'32.369	239,7	12:34'56.861
4	19.647	25.220	<b>23.207</b>	24.265	1'32.339	239,7	12:36'29.200
5	19.828	25.133	23.293	24.111	1'32.365	239,2	12:38'01.565

Race Time 29'29.143

**16° 56 P. SEBESTYEN (1'32.158)**

Lap	Seg1	Seg2	Seg3	Seg4	Lap Time	km/h	Local Time
1		25.866	23.930	24.492	1'38.644	238,7	12:31'49.230
2	19.741	25.157	23.251	24.558	1'32.707	<b>241,3</b>	12:33'21.937
3	19.844	25.120	23.362	24.360	1'32.686	240,3	12:34'54.623
4	19.720	25.158	23.255	<b>24.025</b>	<b>1'32.158</b>	239,2	12:36'26.781
5	20.147	25.132	24.520	24.469	1'34.268	239,7	12:38'01.049
6	19.890	25.088	<b>23.192</b>	24.222	1'32.392	238,7	12:39'33.441
7	19.839	<b>25.006</b>	23.955	24.421	1'33.221	238,1	12:41'06.662
8	19.749	25.056	23.227	24.264	1'32.296	237,6	12:42'38.958
9	19.776	25.306	23.261	24.317	1'32.660	237,1	12:44'11.618
10	19.917	25.212	23.239	24.202	1'32.570	237,6	12:45'44.188
11	19.956	25.090	23.330	24.227	1'32.603	239,2	12:47'16.791
12	19.791	25.409	23.482	24.538	1'33.220	239,2	12:48'50.011
13	19.805	25.369	23.303	24.433	1'32.910	238,7	12:50'22.921
14	19.816	25.619	23.390	24.762	1'33.587	237,6	12:51'56.508
15	20.166	25.312	23.342	24.563	1'33.383	238,7	12:53'29.891
16	19.826	25.538	23.268	24.245	1'32.877	235,5	12:55'02.768
17	19.794	25.217	23.677	24.625	1'33.313	235,5	12:56'36.081
18	<b>19.697</b>	25.273	23.477	24.378	1'32.825	235,0	12:58'08.906
19	19.974	25.212	23.310	24.187	1'32.683	236,1	12:59'41.589

Race Time 29'31.003

**17° 69 T. BOOTH-AMOS (1'31.889)**

Lap	Seg1	Seg2	Seg3	Seg4	Lap Time	km/h	Local Time
1		25.630	23.250	24.438	1'37.748	<b>243,5</b>	12:31'48.334
2	19.733	25.182	22.902	39.201	1'47.018	240,8	12:33'35.352
3	19.753	25.204	23.073	24.258	1'32.288	237,6	12:35'07.640
4	19.850	25.212	23.035	24.216	1'32.313	236,1	12:36'39.953
5	19.795	25.158	23.086	24.246	1'32.285	237,1	12:38'12.238
6	19.745	25.322	22.976	24.388	1'32.431	237,1	12:39'44.669
7	19.914	25.300	22.988	24.374	1'32.576	238,1	12:41'17.245
8	19.724	25.145	22.957	24.253	1'32.079	237,6	12:42'49.324
9	20.115	25.137	22.982	24.400	1'32.634	239,2	12:44'21.958
10	19.845	25.316	23.269	24.179	1'32.609	237,6	12:45'54.567
11	19.688	25.032	23.052	24.117	<b>1'31.889</b>	238,7	12:47'26.456
12	19.691	25.128	22.981	24.340	1'32.140	237,6	12:48'58.596
13	19.771	25.337	22.985	24.051	1'32.144	237,6	12:50'30.740
14	<b>19.643</b>	25.056	23.121	24.119	1'31.939	236,6	12:52'02.679
15	19.761	25.121	23.090	24.046	1'32.018	236,1	12:53'34.697
16	19.729	<b>25.004</b>	23.060	24.260	1'32.053	237,6	12:55'06.750
17	19.742	25.137	23.236	24.372	1'32.487	239,7	12:56'39.237
18	19.746	25.098	23.104	<b>24.023</b>	1'31.971	237,1	12:58'11.208
19	19.780	25.088	<b>22.897</b>	24.239	1'32.004	237,6	12:59'43.212

Race Time 29'32.626

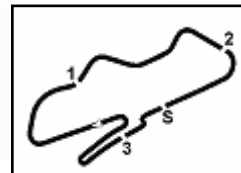
**18° 50 O. VOSTATEK (1'32.510)**

Lap	Seg1	Seg2	Seg3	Seg4	Lap Time	km/h	Local Time
1		26.580	23.695	25.149	1'40.784	<b>243,0</b>	12:31'51.370
2	20.061	25.605	23.517	24.795	1'33.978	240,8	12:33'25.348

17/07/2022 P = Pits In/Out - C = Lap Time Cancelled

These data/results cannot be reproduced, stored and/or transmitted in whole or in part by any manner of electronic, mechanical, photocopying, recording, broadcasting or otherwise now known or herein after developed without the previous express consent by the copyright owner, except for reproduction in daily press and regular printed publications on sale to the public within 60 days of the event related to those data/results and always provided that copyright symbol appears together as follows below.

© DORNA WSBK ORGANIZATION Srl 2022



**Prosecco DOC UK Round, 15-17 July 2022**  
**Chronological Analysis Race 2**

Start at 12:30'10.586

3	19.968	25.559	23.218	24.374	1'33.119	240,3	12:34'58.467
4	19.982	25.291	23.640	24.429	1'33.342	239,2	12:36'31.809
5	<b>19.752</b>	25.193	23.313	24.354	1'32.612	242,4	12:38'04.421
6	19.807	25.127	<b>23.178</b>	24.398	<b>1'32.510</b>	238,7	12:39'36.931
7	19.841	25.095	23.307	24.449	1'32.692	239,7	12:41'09.623
8	19.842	25.595	23.577	24.297	1'33.311	238,1	12:42'42.934
9	19.830	25.227	23.335	24.173	1'32.565	238,1	12:44'15.499
10	19.808	25.254	23.452	24.424	1'32.938	237,1	12:45'48.437
11	19.875	25.115	23.368	24.362	1'32.720	237,6	12:47'21.157
12	19.924	25.413	23.405	24.532	1'33.274	235,5	12:48'54.431
13	20.070	25.274	23.601	24.274	1'33.219	237,6	12:50'27.650
14	20.061	25.439	23.356	24.357	1'33.213	233,5	12:52'00.863
15	19.902	25.265	23.426	24.247	1'32.840	234,0	12:53'33.703
16	19.921	25.179	23.472	<b>24.163</b>	1'32.735	233,5	12:55'06.438
17	19.901	<b>24.982</b>	23.354	24.274	1'32.511	238,1	12:56'38.949
18	20.105	25.377	23.386	24.446	1'33.314	238,1	12:58'12.263
19	19.873	25.366	23.673	24.729	1'33.641	233,0	12:59'45.904

Race Time 29'35.318

19° 21 B. CURRIE [1'32.560]							
Lap	Seg.1	Seg.2	Seg.3	Seg.4	Lap Time	km/h	Local Time
1		26.443	23.509	25.192	1'40.195	<b>243,0</b>	12:31'50.781
2	20.335	25.532	23.605	24.615	1'34.087	241,9	12:33'24.868
3	<b>19.685</b>	25.253	<b>23.261</b>	24.361	<b>1'32.560</b>	238,1	12:34'57.428
4	19.724	<b>25.235</b>	23.334	<b>24.293</b>	1'32.586	236,6	12:36'30.014
5	19.765	25.300	23.340	24.356	1'32.761	236,1	12:38'02.775
6	19.830	25.388	23.392	24.398	1'33.008	235,5	12:39'35.783
7	19.914	25.399	23.631	24.462	1'33.406	235,0	12:41'09.189
8	20.028	25.709	23.670	24.623	1'34.030	235,5	12:42'43.219
9	19.827	25.471	23.679	24.610	1'33.587	237,6	12:44'16.806
10	19.968	25.446	23.675	24.473	1'33.562	235,5	12:45'50.368
11	20.098	25.608	23.602	24.617	1'33.925	235,5	12:47'24.293
12	20.054	25.701	23.602	24.439	1'33.796	235,0	12:48'58.089
13	20.152	25.872	23.707	24.480	1'34.211	235,0	12:50'32.300
14	20.139	25.682	23.655	24.435	1'33.911	235,0	12:52'06.211
15	20.071	25.650	23.624	24.498	1'33.843	234,0	12:53'40.054
16	20.074	25.483	23.515	24.424	1'33.496	234,5	12:55'13.550
17	20.136	25.480	23.798	24.419	1'33.833	234,0	12:56'47.383
18	20.210	25.626	23.729	24.651	1'34.216	232,5	12:58'21.599
19	20.325	25.783	23.918	24.968	1'34.994	232,0	12:59'56.593

Race Time 29'46.007

20° 6 J. BUIS [1'33.511]							
Lap	Seg.1	Seg.2	Seg.3	Seg.4	Lap Time	km/h	Local Time
1		26.570	23.826	25.055	1'41.206	<b>243,5</b>	12:31'51.792
2	19.863	25.719	23.562	24.948	1'34.092	240,3	12:33'25.884
3	<b>19.851</b>	25.576	23.294	25.097	1'33.818	241,9	12:34'59.702
4	20.113	25.705	23.347	24.519	1'33.684	237,1	12:36'33.386
5	20.032	<b>25.430</b>	23.486	24.615	1'33.563	236,1	12:38'06.949
6	19.913	25.525	<b>23.274</b>	24.799	<b>1'33.511</b>	236,1	12:39'40.460
7	20.041	25.750	23.442	24.584	1'33.817	236,1	12:41'14.277
8	19.944	25.843	23.348	24.501	1'33.636	236,6	12:42'47.913
9	19.886	25.765	23.332	24.649	1'33.632	236,1	12:44'21.545
10	20.099	25.911	23.280	24.516	1'33.806	236,1	12:45'55.351
11	19.926	25.551	23.403	24.776	1'33.656	235,5	12:47'29.007
12	19.893	25.742	23.393	24.702	1'33.730	234,5	12:49'02.737
13	20.129	25.753	23.403	24.748	1'34.033	235,5	12:50'36.770
14	20.096	25.565	23.505	24.640	1'33.806	233,5	12:52'10.576
15	20.128	25.697	23.587	24.648	1'34.060	235,5	12:53'44.636
16	20.198	25.597	23.352	<b>24.464</b>	1'33.611	236,6	12:55'18.247
17	20.075	25.566	23.519	24.903	1'34.063	234,5	12:56'52.310
18	20.218	25.713	23.658	24.981	1'34.570	232,5	12:58'26.880
19	20.282	25.886	23.774	24.995	1'34.937	230,5	13:00'01.817

Race Time 29'51.231

21° 22 F. FULIGNI [1'33.262]							
Lap	Seg.1	Seg.2	Seg.3	Seg.4	Lap Time	km/h	Local Time
1		26.634	24.113	25.064	1'41.349	<b>240,3</b>	12:31'51.935
2	20.227	25.646	23.813	24.645	1'34.331	238,7	12:33'26.266
3	19.941	25.451	<b>23.530</b>	24.569	1'33.491	239,7	12:34'59.757
4	20.301	25.659	23.569	24.667	1'34.196	238,1	12:36'33.953
5	19.924	25.761	23.747	24.498	1'33.930	236,6	12:38'07.883
6	20.069	25.378	23.625	24.651	1'33.723	236,6	12:39'41.606
7	20.014	<b>25.290</b>	23.625	24.524	1'33.453	236,1	12:41'15.059
8	<b>19.911</b>	25.347	23.569	<b>24.435</b>	<b>1'33.262</b>	236,6	12:42'48.321
9	19.912	25.496	23.634	24.933	1'33.975	239,2	12:44'22.296
10	19.967	25.461	23.639	25.297	1'34.364	236,6	12:45'56.660
11	20.167	25.815	23.847	24.686	1'34.515	237,1	12:47'31.175
12	19.995	25.428	23.982	24.631	1'34.036	231,5	12:49'05.211
13	20.129	25.535	23.818	24.474	1'33.956	236,6	12:50'39.167
14	20.019	25.430	23.686	24.507	1'33.642	235,5	12:52'12.809
15	20.075	25.510	23.849	24.484	1'33.918	236,1	12:53'46.727
16	20.088	25.359	23.674	26.141	1'35.262	238,1	12:55'21.989
17	20.121	25.616	23.940	24.554	1'34.231	234,5	12:56'56.220
18	20.023	25.661	24.070	24.678	1'34.432	234,0	12:58'30.652
19	19.989	25.544	23.754	24.574	1'33.861	235,0	13:00'04.513

Race Time 29'53.927

RET 17 K. SMITH [1'31.577]							
Lap	Seg.1	Seg.2	Seg.3	Seg.4	Lap Time	km/h	Local Time
1		25.838	23.993	24.485	1'38.839	240,3	12:31'49.425
2	19.657	25.254	23.110	24.275	1'32.296	240,3	12:33'21.721
3	19.743	25.123	23.054	24.102	1'32.022	239,2	12:34'53.743
4	19.801	25.001	23.062	24.132	1'31.996	238,1	12:36'25.739
5	19.706	24.880	23.078	24.073	1'31.737	237,6	12:37'57.476
6	19.644	24.872	<b>22.911</b>	24.150	<b>1'31.577</b>	238,1	12:39'29.053
7	<b>19.575</b>	<b>24.869</b>	23.089	24.459	1'31.992	239,2	12:41'01.045
8	19.696	24.892	23.048	24.456	1'32.092	<b>243,5</b>	12:42'33.137
9	19.853	25.138	23.165	<b>24.049</b>	1'32.205	237,6	12:44'05.342

Race Time 13'54.756

RET 38 H. SOOMER [1'31.308]							
Lap	Seg.1	Seg.2	Seg.3	Seg.4	Lap Time	km/h	Local Time
1		25.400	23.071	23.952	1'35.655	<b>241,3</b>	12:31'46.241
2	19.706	24.812	23.123	24.164	1'31.805	239,7	12:33'18.046
3	19.631	24.833	<b>22.974</b>	23.995	1'31.433	238,1	12:34'49.479
4	<b>19.613</b>	24.820	22.982	<b>23.893</b>	<b>1'31.308</b>	237,6	12:36'20.787
5	19.788	<b>24.786</b>	23.014	24.634	1'32.222	237,6	12:37'53.009
6	19.861	24.996	23.415	24.929	1'33.201	233,0	12:39'26.210
7	20.016	25.089	23.238	24.164	1'32.507	237,6	12:40'58.717
8	20.032	25.805	23.529	25.380	1'34.746	227,1	12:42'33.463
9	20.277	27.153	24.634	30.976	1'43.040P	211,5	12:44'16.503

Race Time 14'05.917

RET 25 M. BRENNER [1'31.543]							
Lap	Seg.1	Seg.2	Seg.3	Seg.4	Lap Time	km/h	Local Time
1		25.408	24.588	25.009	1'39.209	240,8	12:31'49.795
2	19.742	25.077	23.142	24.432	1'32.393	<b>240,8</b>	12:33'22.188
3	19.753	25.161	23.247	24.019	1'32.180	<b>242,4</b>	12:34'54.368
4	19.673	24.919	23.211	24.085	1'31.888	239,7	12:36'26.256
5	19.607	24.901	23.163	24.087	1'31.758	239,7	12:37'58.014
6	19.597	<b>24.824</b>	23.146	<b>23.976</b>	<b>1'31.543</b>	240,3	12:39'29.557
7	<b>19.595</b>	24.849	23.263	24.125	1'31.832	239,2	12:41'01.389
8	19.634	25.845	<b>23.139</b>	24.049	1'32.667	239,2	12:42'34.056

Race Time 12'23.470

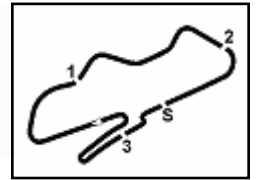
RET 36 S. KROEZE [1'33.737]							
Lap	Seg.1	Seg.2	Seg.3	Seg.4	Lap Time	km/h	Local Time
1		26.639	24.129	25.181	1'41.595	<b>245,2</b>	12:31'52.181
2	20.182	25.579	23.755	24.863	1'34.379	<b>243,5</b>	12:33'26.560
3	20.075	25.517	23.592	<b>24.613</b>	1'33.797	239,2	12:35'00.357

17/07/2022 P = Pits In/Out - C = Lap Time Cancelled

These data/results cannot be reproduced, stored and/or transmitted in whole or in part by any manner of electronic, mechanical, photocopying, recording, broadcasting or otherwise now known or herein after developed without the previous express consent by the copyright owner, except for reproduction in daily press and regular printed publications on sale to the public within 60 days of the event related to those data/results and always provided that copyright symbol appears together as follows below.

© DORNA WSBK ORGANIZATION Srl 2022





**Prosecco DOC UK Round, 15-17 July 2022**  
**Chronological Analysis Race 2**

Start at 12:30'10.586

4	20.079	<b>25.427</b>	<b>23.564</b>	24.667	<b>1'33.737</b>	240,8	12:36'34.094
5	<b>20.073</b>	25.778	25.043	30.310	1'41.204P	218,3	12:38'15.298

Race Time 8'04.712

RET 4 H. TRUDELVE [1'32.893]							
Lap	Seg.1	Seg.2	Seg.3	Seg.4	Lap Time	km/h	Local Time
1		25.979	23.575	24.882	1'39.609	<b>242,4</b>	12:31'50.195
2	20.396	<b>25.087</b>	<b>23.059</b>	<b>24.399</b>	1'32.941	237,1	12:33'23.136
3	<b>20.184</b>	25.181	23.109	24.419	<b>1'32.893</b>	237,6	12:34'56.029
4	22.336	25.998	23.392	28.751	1'40.477P	235,5	12:36'36.506

Race Time 6'25.920

RET 73 M. KOFLER [1'32.976]							
Lap	Seg.1	Seg.2	Seg.3	Seg.4	Lap Time	km/h	Local Time
1		26.378	23.542	24.884	1'39.775	<b>241,9</b>	12:31'50.361
2	20.274	25.720	<b>23.346</b>	25.303	1'34.643	240,3	12:33'25.004
3	20.083	<b>25.372</b>	23.380	<b>24.141</b>	<b>1'32.976</b>	240,8	12:34'57.980
4	<b>20.079</b>	25.425	28.487	35.970	1'49.961P	240,3	12:36'47.941

Race Time 6'37.355

RET 28 G. VAN STRAALEN [1'31.631]							
Lap	Seg.1	Seg.2	Seg.3	Seg.4	Lap Time	km/h	Local Time
1		25.406	23.089	24.216	1'36.053	<b>242,4</b>	12:31'46.639
2	<b>19.563</b>	24.900	23.057	<b>24.111</b>	<b>1'31.631</b>	240,3	12:33'18.270

Race Time 3'07.684

RET 54 B. SOFUOGLU							
Lap	Seg.1	Seg.2	Seg.3	Seg.4	Lap Time	km/h	Local Time
1		25.352	<b>23.155</b>	<b>24.424</b>	1'36.835	<b>247,4</b>	12:31'47.421

Race Time 1'36.835

17/07/2022

P = Pits In/Out - C = Lap Time Cancelled

These data/results cannot be reproduced, stored and/or transmitted in whole or in part by any manner of electronic, mechanical, photocopying, recording, broadcasting or otherwise now known or herein after developed without the previous express consent by the copyright owner, except for reproduction in daily press and regular printed publications on sale to the public within 60 days of the event related to those data/results and always provided that copyright symbol appears together as follows below.

© DORNA WSBK ORGANIZATION Srl 2022