

## Prosecco DOC UK Round, 15-17 July 2022

### Results Tissot Superpole

No.	Rider	Nat	Team	Bike	Class	Time	Gap	Rel.	Laps	Speed	
										Avg	Max
1	<b>77</b> D. AEGERTER	SUI	Ten Kate Racing Yamaha	Yamaha YZF R6		<b>1'29.961</b>			9	160,990	<b>240,3</b>
2	<b>11</b> N. BULEGA	ITA	Aruba.it Racing WorldSSP Team	Ducati Panigale V2		<b>1'30.318</b>	0.357	0.357	10	160,353	<b>240,8</b>
3	<b>28</b> G. VAN STRAALEN	NED	EAB Racing Team	Yamaha YZF R6		<b>1'30.374</b>	0.413	0.056	9	160,254	<b>236,1</b>
4	<b>61</b> C. ONCU	TUR	Kawasaki Puccetti Racing	Kawasaki ZX-6R		<b>1'30.445</b>	0.484	0.071	8	160,128	<b>239,2</b>
5	<b>64</b> F. CARICASULO	ITA	Althea Racing	Ducati Panigale V2		<b>1'30.503</b>	0.542	0.058	9	160,026	<b>244,1</b>
6	<b>16</b> J. CLUZEL	FRA	GMT94 Yamaha	Yamaha YZF R6		<b>1'30.532</b>	0.571	0.029	10	159,974	<b>239,7</b>
7	<b>7</b> L. BALDASSARRI	ITA	Evan Bros.WorldSSP Yamaha Team	Yamaha YZF R6		<b>1'30.569</b>	0.608	0.037	10	159,909	<b>240,3</b>
8	<b>55</b> Y. MONTELLA	ITA	Kawasaki Puccetti Racing	Kawasaki ZX-6R		<b>1'30.661</b>	0.700	0.092	9	159,747	<b>243,5</b>
9	<b>38</b> H. SOOMER	EST	Dynavolt Triumph	Triumph Street Triple RS		<b>1'30.834</b>	0.873	0.173	11	159,442	<b>240,8</b>
10	<b>25</b> M. BRENNER	SUI	VFT Racing	Yamaha YZF R6	*	<b>1'30.843</b>	0.882	0.009	10	159,427	<b>238,1</b>
11	<b>3</b> R. DE ROSA	ITA	Orelac Racing Verdunatura WorldSSP	Ducati Panigale V2		<b>1'30.869</b>	0.908	0.026	8	159,381	<b>243,5</b>
12	<b>94</b> A. VERDOIA	FRA	GMT94 Yamaha	Yamaha YZF R6		<b>1'30.997</b>	1.036	0.128	9	159,157	<b>240,8</b>
13	<b>54</b> B. SOFUOGLU	TUR	MV Agusta Reparto Corse	MV Agusta F3 800 RR	*	<b>1'30.998</b>	1.037	0.001	9	159,155	<b>243,0</b>
14	<b>56</b> P. SEBESTYEN	HUN	Evan Bros.WorldSSP Yamaha Team	Yamaha YZF R6		<b>1'31.012</b>	1.051	0.014	10	159,131	<b>238,1</b>
15	<b>10</b> U. ORRADRE	ESP	MS Racing Yamaha WorldSSP	Yamaha YZF R6		<b>1'31.035</b>	1.074	0.023	8	159,090	<b>239,7</b>
16	<b>99</b> A. HUERTAS	ESP	MTM Kawasaki	Kawasaki ZX-6R		<b>1'31.037</b>	1.076	0.002	9	159,087	<b>239,7</b>
17	<b>69</b> T. BOOTH-AMOS	GBR	Prodina Racing WorldSSP	Kawasaki ZX-6R	*	<b>1'31.092</b>	1.131	0.055	9	158,991	<b>240,8</b>
18	<b>62</b> S. MANZI	ITA	Dynavolt Triumph	Triumph Street Triple RS		<b>1'31.097</b>	1.136	0.005	10	158,982	<b>245,8</b>
19	<b>17</b> K. SMITH	GBR	VFT Racing	Yamaha YZF R6		<b>1'31.125</b>	1.164	0.028	10	158,933	<b>239,7</b>
20	<b>32</b> O. BAYLISS	AUS	BARNI Spark Racing Team	Ducati Panigale V2		<b>1'31.354</b>	1.393	0.229	11	158,535	<b>241,9</b>
21	<b>27</b> M. CASADEI	ITA	MV Agusta Reparto Corse	MV Agusta F3 800 RR		<b>1'31.655</b>	1.694	0.301	8	158,014	<b>243,0</b>
22	<b>50</b> O. VOSTATEK	CZE	MS Racing Yamaha WorldSSP	Yamaha YZF R6		<b>1'31.739</b>	1.778	0.084	9	157,870	<b>240,8</b>
23	<b>23</b> I. VINALES	ESP	D34G Racing	Ducati Panigale V2	*	<b>1'31.763</b>	1.802	0.024	10	157,828	<b>240,3</b>
24	<b>9</b> S. JESPERSEN	DEN	CM Racing	Ducati Panigale V2		<b>1'31.899</b>	1.938	0.136	10	157,595	<b>238,7</b>
25	<b>4</b> H. TRUELOVE	GBR	ColinAppleyard/Macadam-Yamaha	Yamaha YZF R6		<b>1'32.163</b>	2.202	0.264	4	157,143	<b>234,5</b>
26	<b>21</b> B. CURRIE	AUS	Motozoo Racing by Puccetti	Kawasaki ZX-6R		<b>1'32.281</b>	2.320	0.118	5	156,942	<b>239,2</b>
27	<b>24</b> L. TACCINI	ITA	Ten Kate Racing Yamaha	Yamaha YZF R6		<b>1'32.357</b>	2.396	0.076	9	156,813	<b>240,3</b>
28	<b>22</b> F. FULIGNI	ITA	D34G Racing	Ducati Panigale V2	*	<b>1'32.746</b>	2.785	0.389	10	156,156	<b>240,3</b>
29	<b>73</b> M. KOFLER	AUT	CM Racing	Ducati Panigale V2		<b>1'32.788</b>	2.827	0.042	9	156,085	<b>240,8</b>
30	<b>6</b> J. BUIS	NED	Motozoo Racing by Puccetti	Kawasaki ZX-6R	*	<b>1'33.017</b>	3.056	0.229	9	155,701	<b>239,2</b>
31	<b>36</b> S. KROEZE	NED	Kallio Racing	Yamaha YZF R6	*	<b>1'33.298</b>	3.337	0.281	10	155,232	<b>239,7</b>

Qualifying Lap Time (105% of 1'29.961): 1'34.460

\* WorldSSP Challenge

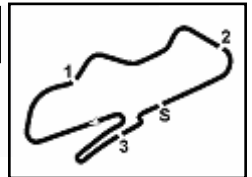
AIR	Humidity:	62%	Temp:	19°C
TRACK	Condition:	Dry	Temp:	31°C

Records	Pole	(QP)	2015	K.Sofuoglu	1'29.925	161,050	Km/h
	Race	(RC)	2015	J.Cluzel	1'30.425	160,160	Km/h
	All Times	(QP)	2015	K.Sofuoglu	1'29.925	161,050	Km/h

Start 16/07/2022 10:25 End 10:49 The results are provisional until the end of the time limit for protests and appeals and the completion of the technical checks.

These data/results cannot be reproduced, stored and/or transmitted in whole or in part by any manner of electronic, mechanical, photocopying, recording, broadcasting or otherwise now known or herein after developed without the previous express consent by the copyright owner, except for reproduction in daily press and regular printed publications on sale to the public within 60 days of the event related to those data/results and always provided that copyright symbol appears together as follows below.

© DORNA WSBK ORGANIZATION Srl 2022



**Prosecco DOC UK Round, 15-17 July 2022**  
**Results Tissot Superpole**

**Session Highlights**

Local Time	No. Rider	Description
10.25.00		Start
10.28.34	<b>38</b> H. SOOMER	Lap Cancelled [1'42.591] - Exceeded Track Limits - Turn 10
10.32.00	<b>62</b> S. MANZI	Lap Cancelled [1'34.021] - Exceeded Track Limits - Turn 10
10.32.09	<b>21</b> B. CURRIE	Lap Cancelled [1'39.809] - Exceeded Track Limits - Turn 10
10.32.28	<b>54</b> B. SOFUOGLU	Lap Cancelled [1'32.959] - Exceeded Track Limits - Turn 10
10.33.19	<b>27</b> M. CASADEI	Lap Cancelled [1'42.412] - Exceeded Track Limits - Turn 10
10.33.28	<b>21</b> B. CURRIE	Lap Cancelled [1'34.338] - Exceeded Track Limits - Turn 10
10.33.38	<b>54</b> B. SOFUOGLU	Lap Cancelled [1'35.915] - Exceeded Track Limits - Turn 10
10.37.51	<b>21</b> B. CURRIE	Crashed - Turn 6
10.41.25	<b>62</b> S. MANZI	Lap Cancelled [1'31.867] - Yellow Flag - Turn 4
10.41.30	<b>69</b> T. BOOTH-AMOS	Lap Cancelled [1'32.105] - Yellow Flag - Turn 4
10.41.39	<b>23</b> I. VINALES	Lap Cancelled [1'31.986] - Yellow Flag - Turn 4
10.41.45	<b>94</b> A. VERDOIA	Lap Cancelled [1'31.679] - Yellow Flag - Turn 4
10.41.50	<b>16</b> J. CLUZEL	Lap Cancelled [4'14.092] - Yellow Flag - Turn 4
10.41.51	<b>25</b> M. BRENNER	Lap Cancelled [1'31.027] - Yellow Flag - Turn 4
10.42.40	<b>32</b> O. BAYLISS	Lap Cancelled [3'59.776] - Yellow Flag - Turn 4
10.42.45	<b>73</b> M. KOFLER	Lap Cancelled [7'02.959] - Yellow Flag - Turn 4
10.43.31	<b>69</b> T. BOOTH-AMOS	Lap Cancelled [1'31.309] - Exceeded Track Limits - Turn 10
10.43.42	<b>23</b> I. VINALES	Lap Cancelled [1'32.012] - Exceeded Track Limits - Turn 10
10.43.57	<b>28</b> G. VAN STRAALEN	Crashed - Turn 12
10.44.15	<b>28</b> G. VAN STRAALEN	Re-joined
10.45.38	<b>25</b> M. BRENNER	Lap Cancelled [1'31.449] - Exceeded Track Limits - Turn 10
10.47.34	<b>69</b> T. BOOTH-AMOS	Crashed - Re-Joined - Turn 11
10.49.43		End Of Session

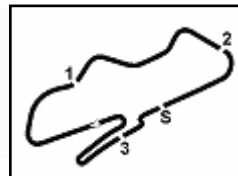
**Fastest Laps Sequence**

No.	Rider	Nat	Team	Bike	Local Time	Time	Gap	Avg
<b>11</b>	N. BULEGA	ITA	Aruba.it Racing WorldSSP Team	Ducati Panigale V2	10:28'09.988	<b>1'31.631</b>		158,056
<b>7</b>	L. BALDASSARRI	ITA	Evan Bros.WorldSSP Yamaha Team	Yamaha YZF R6	10:28'52.799	<b>1'30.744</b>	-0.887	159,601
<b>77</b>	D. AEGERTER	SUI	Ten Kate Racing Yamaha	Yamaha YZF R6	10:33'51.495	<b>1'30.477</b>	-0.267	160,072
<b>11</b>	N. BULEGA	ITA	Aruba.it Racing WorldSSP Team	Ducati Panigale V2	10:41'15.050	<b>1'30.474</b>	-0.003	160,077
<b>28</b>	G. VAN STRAALEN	NED	EAB Racing Team	Yamaha YZF R6	10:42'22.273	<b>1'30.374</b>	-0.100	160,254
<b>11</b>	N. BULEGA	ITA	Aruba.it Racing WorldSSP Team	Ducati Panigale V2	10:42'45.368	<b>1'30.318</b>	-0.056	160,353
<b>77</b>	D. AEGERTER	SUI	Ten Kate Racing Yamaha	Yamaha YZF R6	10:42'55.054	<b>1'29.961</b>	-0.357	160,990

Start 16/07/2022 10:25 End 10:49 The results are provisional until the end of the time limit for protests and appeals and the completion of the technical checks.

These data/results cannot be reproduced, stored and/or transmitted in whole or in part by any manner of electronic, mechanical, photocopying, recording, broadcasting or otherwise now known or herein after developed without the previous express consent by the copyright owner, except for reproduction in daily press and regular printed publications on sale to the public within 60 days of the event related to those data/results and always provided that copyright symbol appears together as follows below.

© DORNA WSBK ORGANIZATION Srl 2022



Donington Park 4.023 m

## Prosecco DOC UK Round, 15-17 July 2022

### Starting Grid - Race 1 (19 Laps x 4,023 km = 76,437 km)

1	1	<b>77</b> AEGERTER D. Yamaha 1'29.961	2	<b>11</b> BULEGA N. Ducati 1'30.318	3	<b>28</b> VAN STRAALEN G. Yamaha 1'30.374
2	4	<b>61</b> ONCU C. Kawasaki 1'30.445	5	<b>64</b> CARICASULO F. Ducati 1'30.503	6	<b>16</b> CLUZEL J. Yamaha 1'30.532
3	7	<b>7</b> BALDASSARRI L. Yamaha 1'30.569	8	<b>55</b> MONTELLA Y. Kawasaki 1'30.661	9	<b>38</b> SOOMER H. Triumph 1'30.834
4	10	<b>25</b> BRENNER M. Yamaha 1'30.843	11	<b>3</b> DE ROSA R. Ducati 1'30.869	12	<b>94</b> VERDOIA A. Yamaha 1'30.997
5	13	<b>54</b> SOFUOGLU B. MV Agusta 1'30.998	14	<b>56</b> SEBESTYEN P. Yamaha 1'31.012	15	<b>10</b> ORRADRE U. Yamaha 1'31.035
6	16	<b>99</b> HUERTAS A. Kawasaki 1'31.037	17	<b>69</b> BOOTH-AMOS T. Kawasaki 1'31.092	18	<b>62</b> MANZI S. Triumph 1'31.097
7	19	<b>17</b> SMITH K. Yamaha 1'31.125	20	<b>32</b> BAYLISS O. Ducati 1'31.354	21	<b>27</b> CASADEI M. MV Agusta 1'31.655
8	22	<b>50</b> VOSTATEK O. Yamaha 1'31.739	23	<b>23</b> VINALES I. Ducati 1'31.763	24	<b>9</b> JESPERSEN S. Ducati 1'31.899
9	25	<b>4</b> TRUELOVE H. Yamaha 1'32.163	26	<b>21</b> CURRIE B. Kawasaki 1'32.281	27	<b>24</b> TACCINI L. Yamaha 1'32.357
10	28	<b>22</b> FULIGNI F. Ducati 1'32.746	29	<b>73</b> KOFLER M. Ducati 1'32.788	30	<b>6</b> BUIS J. Kawasaki 1'33.017
11	31	<b>36</b> KRDEZE S. Yamaha 1'33.298				

N.52 (Hobelsberger P.) will not take part in the race. Declared unfit after FP2

16/07/2022 The Race Director .....

These data/results cannot be reproduced, stored and/or transmitted in whole or in part by any manner of electronic, mechanical, photocopying, recording, broadcasting or otherwise now known or herein after developed without the previous express consent by the copyright owner, except for reproduction in daily press and regular printed publications on sale to the public within 60 days of the event related to those data/results and always provided that copyright symbol appears together as follows below. © DORNA WSBK ORGANIZATION Srl 2022

**Prosecco DOC UK Round, 15-17 July 2022**  
**Best Sectors & Speed Tissot Superpole**

BEST LAP			
1	77	D. AEGERTER	Yamaha YZF R6 1'29.961
2	11	N. BULEGA	Ducati Panigale V2 1'30.318
3	28	G. VAN STRAALLEN	Yamaha YZF R6 1'30.374
4	61	C. ONCU	Kawasaki ZX-6R 1'30.445
5	64	F. CARICASULO	Ducati Panigale V2 1'30.503
6	16	J. CLUZEL	Yamaha YZF R6 1'30.532
7	7	L. BALDASSARRI	Yamaha YZF R6 1'30.569
8	55	Y. MONTELLA	Kawasaki ZX-6R 1'30.661
9	38	H. SOOMER	Triumph Street Triple RS 1'30.834
10	25	M. BRENNER	Yamaha YZF R6 1'30.843
11	3	R. DE ROSA	Ducati Panigale V2 1'30.869
12	94	A. VERDOIA	Yamaha YZF R6 1'30.997
13	54	B. SOFUOGLU	MV Agusta F3 800 RR 1'30.998
14	56	P. SEBESTYEN	Yamaha YZF R6 1'31.012
15	10	U. ORRADRE	Yamaha YZF R6 1'31.035
16	99	A. HUERTAS	Kawasaki ZX-6R 1'31.037
17	69	T. BOOTH-AMOS	Kawasaki ZX-6R 1'31.092
18	62	S. MANZI	Triumph Street Triple RS 1'31.097
19	17	K. SMITH	Yamaha YZF R6 1'31.125
20	32	D. BAYLISS	Ducati Panigale V2 1'31.354
21	27	M. CASADEI	MV Agusta F3 800 RR 1'31.655
22	50	D. VOSTATEK	Yamaha YZF R6 1'31.739
23	23	I. VINALES	Ducati Panigale V2 1'31.763
24	9	S. JESPERSEN	Ducati Panigale V2 1'31.899
25	4	H. TRUELOVE	Yamaha YZF R6 1'32.163
26	21	B. CURRIE	Kawasaki ZX-6R 1'32.281
27	24	L. TACCINI	Yamaha YZF R6 1'32.357
28	22	F. FULIGNI	Ducati Panigale V2 1'32.746
29	73	M. KOFLER	Ducati Panigale V2 1'32.788
30	6	J. BUIS	Kawasaki ZX-6R 1'33.017
31	36	S. KROEZE	Yamaha YZF R6 1'33.298

SPEED			
1	62	S. MANZI	Triumph Street Triple RS 245,8
2	64	F. CARICASULO	Ducati Panigale V2 244,1
3	3	R. DE ROSA	Ducati Panigale V2 243,5
4	55	Y. MONTELLA	Kawasaki ZX-6R 243,5
5	27	M. CASADEI	MV Agusta F3 800 RR 243,0
6	54	B. SOFUOGLU	MV Agusta F3 800 RR 243,0
7	32	D. BAYLISS	Ducati Panigale V2 241,9
8	38	H. SOOMER	Triumph Street Triple RS 240,8
9	11	N. BULEGA	Ducati Panigale V2 240,8
10	73	M. KOFLER	Ducati Panigale V2 240,8
11	94	A. VERDOIA	Yamaha YZF R6 240,8
12	50	D. VOSTATEK	Yamaha YZF R6 240,8
13	69	T. BOOTH-AMOS	Kawasaki ZX-6R 240,8
14	77	D. AEGERTER	Yamaha YZF R6 240,3
15	23	I. VINALES	Ducati Panigale V2 240,3
16	24	L. TACCINI	Yamaha YZF R6 240,3
17	7	L. BALDASSARRI	Yamaha YZF R6 240,3
18	22	F. FULIGNI	Ducati Panigale V2 240,3
19	10	U. ORRADRE	Yamaha YZF R6 239,7
20	99	A. HUERTAS	Kawasaki ZX-6R 239,7
21	36	S. KROEZE	Yamaha YZF R6 239,7
22	16	J. CLUZEL	Yamaha YZF R6 239,7
23	17	K. SMITH	Yamaha YZF R6 239,7
24	61	C. ONCU	Kawasaki ZX-6R 239,2
25	6	J. BUIS	Kawasaki ZX-6R 239,2
26	21	B. CURRIE	Kawasaki ZX-6R 239,2
27	9	S. JESPERSEN	Ducati Panigale V2 238,7
28	25	M. BRENNER	Yamaha YZF R6 238,1
29	56	P. SEBESTYEN	Yamaha YZF R6 238,1
30	28	G. VAN STRAALLEN	Yamaha YZF R6 236,1
31	4	H. TRUELOVE	Yamaha YZF R6 234,5

SEG. 1		
1	77	D. AEGERTER 19.196
2	16	J. CLUZEL 19.318
3	11	N. BULEGA 19.352
4	7	L. BALDASSARRI 19.376
5	55	Y. MONTELLA 19.389
6	25	M. BRENNER 19.414
7	61	C. ONCU 19.443
8	17	K. SMITH 19.446
9	38	H. SOOMER 19.453
10	28	G. VAN STRAALLEN 19.465
11	99	A. HUERTAS 19.482
12	56	P. SEBESTYEN 19.486
13	62	S. MANZI 19.492
14	69	T. BOOTH-AMOS 19.496
15	94	A. VERDOIA 19.500
16	10	U. ORRADRE 19.534
17	54	B. SOFUOGLU 19.568
18	3	R. DE ROSA 19.581
19	50	D. VOSTATEK 19.592
20	64	F. CARICASULO 19.622
21	32	D. BAYLISS 19.631
22	21	B. CURRIE 19.655
23	27	M. CASADEI 19.658
24	23	I. VINALES 19.677
25	24	L. TACCINI 19.684
26	4	H. TRUELOVE 19.707
27	22	F. FULIGNI 19.763
28	36	S. KROEZE 19.796
29	9	S. JESPERSEN 19.806
30	6	J. BUIS 19.822
31	73	M. KOFLER 19.830

SEG. 2		
1	28	G. VAN STRAALLEN 24.336
2	77	D. AEGERTER 24.363
3	3	R. DE ROSA 24.409
4	11	N. BULEGA 24.427
5	16	J. CLUZEL 24.471
6	64	F. CARICASULO 24.549
7	61	C. ONCU 24.561
8	7	L. BALDASSARRI 24.609
9	38	H. SOOMER 24.611
10	94	A. VERDOIA 24.614
11	55	Y. MONTELLA 24.617
12	17	K. SMITH 24.649
13	99	A. HUERTAS 24.695
14	10	U. ORRADRE 24.711
15	25	M. BRENNER 24.722
16	56	P. SEBESTYEN 24.734
17	69	T. BOOTH-AMOS 24.778
18	54	B. SOFUOGLU 24.789
19	4	H. TRUELOVE 24.800
20	62	S. MANZI 24.841
21	32	D. BAYLISS 24.846
22	50	D. VOSTATEK 24.882
23	23	I. VINALES 24.888
24	27	M. CASADEI 24.900
25	9	S. JESPERSEN 24.940
26	22	F. FULIGNI 25.099
27	21	B. CURRIE 25.128
28	36	S. KROEZE 25.244
29	24	L. TACCINI 25.282
30	73	M. KOFLER 25.291
31	6	J. BUIS 25.308

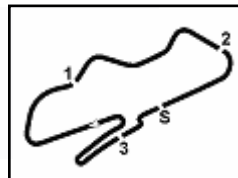
SEG. 3		
1	61	C. ONCU 22.760
2	54	B. SOFUOGLU 22.786
3	77	D. AEGERTER 22.800
4	28	G. VAN STRAALLEN 22.806
5	55	Y. MONTELLA 22.812
6	64	F. CARICASULO 22.819
7	11	N. BULEGA 22.841
8	99	A. HUERTAS 22.857
9	56	P. SEBESTYEN 22.862
10	17	K. SMITH 22.894
11	3	R. DE ROSA 22.927
12	27	M. CASADEI 22.954
13	38	H. SOOMER 22.963
14	7	L. BALDASSARRI 22.972
15	94	A. VERDOIA 22.988
16	69	T. BOOTH-AMOS 23.000
17	25	M. BRENNER 23.007
18	10	U. ORRADRE 23.015
19	32	D. BAYLISS 23.034
20	16	J. CLUZEL 23.040
21	62	S. MANZI 23.054
22	50	D. VOSTATEK 23.127
23	23	I. VINALES 23.145
24	4	H. TRUELOVE 23.228
25	21	B. CURRIE 23.229
26	9	S. JESPERSEN 23.292
27	24	L. TACCINI 23.394
28	6	J. BUIS 23.428
29	73	M. KOFLER 23.460
30	22	F. FULIGNI 23.485
31	36	S. KROEZE 23.592

SEG. 4		
1	16	J. CLUZEL 23.408
2	7	L. BALDASSARRI 23.428
3	64	F. CARICASULO 23.482
4	77	D. AEGERTER 23.494
5	11	N. BULEGA 23.497
6	62	S. MANZI 23.560
7	38	H. SOOMER 23.585
8	28	G. VAN STRAALLEN 23.596
9	54	B. SOFUOGLU 23.616
10	25	M. BRENNER 23.617
11	55	Y. MONTELLA 23.625
12	10	U. ORRADRE 23.661
13	61	C. ONCU 23.668
14	3	R. DE ROSA 23.725
15	94	A. VERDOIA 23.764
16	69	T. BOOTH-AMOS 23.767
17	9	S. JESPERSEN 23.785
18	99	A. HUERTAS 23.801
19	27	M. CASADEI 23.806
20	32	D. BAYLISS 23.843
21	56	P. SEBESTYEN 23.868
22	23	I. VINALES 23.905
23	24	L. TACCINI 23.907
24	50	D. VOSTATEK 23.961
25	17	K. SMITH 24.005
26	4	H. TRUELOVE 24.132
27	22	F. FULIGNI 24.169
28	21	B. CURRIE 24.173
29	73	M. KOFLER 24.178
30	6	J. BUIS 24.207
31	36	S. KROEZE 24.420

16/07/2022

These data/results cannot be reproduced, stored and/or transmitted in whole or in part by any manner of electronic, mechanical, photocopying, recording, broadcasting or otherwise now known or herein after developed without the previous express consent by the copyright owner, except for reproduction in daily press and regular printed publications on sale to the public within 60 days of the event related to those data/results and always provided that copyright symbol appears together as follows below.

© DORNA WSBK ORGANIZATION Srl 2022



Donington Park 4.023 m

**Prosecco DOC UK Round, 15-17 July 2022**
**Ideal Times Tissot Superpole**

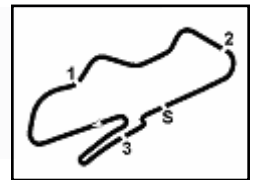
No. Rider	Nat	Bike	Seg. 1 Diff. 1	Seg. 2 Diff. 2	Seg. 3 Diff. 3	Seg. 4 Diff. 4	Ideal Time Best Lap	Pos.	Diff.
1 77 D. AEGERTER	SUI	Yamaha YZF R6	19.196 +0.108	24.363	22.800	23.494	1'29.853 1'29.961	1	0.108
2 11 N. BULEGA	ITA	Ducati Panigale V2	19.352 +0.070	24.427 +0.060	22.841	23.497 +0.071	1'30.117 1'30.318	2	0.201
3 28 G. VAN STRAALEN	NED	Yamaha YZF R6	19.465 +0.147	24.336 +0.024	22.806	23.596	1'30.203 1'30.374	3	0.171
4 16 J. CLUZEL	FRA	Yamaha YZF R6	19.318	24.471 +0.206	23.040 +0.089	23.408	1'30.237 1'30.532	6	0.295
5 7 L. BALDASSARRI	ITA	Yamaha YZF R6	19.376	24.609 +0.036	22.972 +0.082	23.428 +0.066	1'30.385 1'30.569	7	0.184
6 61 C. ONCU	TUR	Kawasaki ZX-6R	19.443 +0.013	24.561	22.760	23.668	1'30.432 1'30.445	4	0.013
7 55 Y. MONTELLA	ITA	Kawasaki ZX-6R	19.389 +0.100	24.617 +0.118	22.812	23.625	1'30.443 1'30.661	8	0.218
8 64 F. CARICASULO	ITA	Ducati Panigale V2	19.622 +0.004	24.549	22.819 +0.027	23.482	1'30.472 1'30.503	5	0.031
9 38 H. SOOMER	EST	Triumph Street Triple RS	19.453	24.611 +0.121	22.963 +0.099	23.585 +0.002	1'30.612 1'30.834	9	0.222
10 3 R. DE ROSA	ITA	Ducati Panigale V2	19.581	24.409 +0.043	22.927 +0.100	23.725 +0.084	1'30.642 1'30.869	11	0.227
11 54 B. SOFUOGLU	TUR	MV Agusta F3 800 RR	19.568 +0.103	24.789	22.786	23.616 +0.136	1'30.759 1'30.998	13	0.239
12 25 M. BRENNER	SUI	Yamaha YZF R6	19.414	24.722	23.007	23.617 +0.083	1'30.760 1'30.843	10	0.083
13 99 A. HUERTAS	ESP	Kawasaki ZX-6R	19.482 +0.194	24.695	22.857	23.801 +0.008	1'30.835 1'31.037	16	0.202
14 94 A. VERDOIA	FRA	Yamaha YZF R6	19.500	24.614	22.988 +0.105	23.764 +0.026	1'30.866 1'30.997	12	0.131
15 10 U. ORRADRE	ESP	Yamaha YZF R6	19.534	24.711 +0.086	23.015	23.661 +0.028	1'30.921 1'31.035	15	0.114
16 62 S. MANZI	ITA	Triumph Street Triple RS	19.492 +0.136	24.841	23.054 +0.014	23.560	1'30.947 1'31.097	18	0.150
17 56 P. SEBESTYEN	HUN	Yamaha YZF R6	19.486	24.734 +0.006	22.862 +0.025	23.868 +0.031	1'30.950 1'31.012	14	0.062
18 17 K. SMITH	GBR	Yamaha YZF R6	19.446	24.649 +0.131	22.894	24.005	1'30.994 1'31.125	19	0.131
19 69 T. BOOTH-AMOS	GBR	Kawasaki ZX-6R	19.496 +0.001	24.778	23.000	23.767 +0.050	1'31.041 1'31.092	17	0.051
20 27 M. CASADEI	ITA	MV Agusta F3 800 RR	19.658 +0.117	24.900 +0.076	22.954 +0.144	23.806	1'31.318 1'31.655	21	0.337
21 32 D. BAYLISS	AUS	Ducati Panigale V2	19.631	24.846	23.034	23.843	1'31.354 1'31.354	20	
22 50 D. VOSTATEK	CZE	Yamaha YZF R6	19.592	24.882	23.127	23.961 +0.177	1'31.562 1'31.739	22	0.177
23 23 I. VINALES	ESP	Ducati Panigale V2	19.677 +0.075	24.888	23.145 +0.073	23.905	1'31.615 1'31.763	23	0.148
24 9 S. JESPERSEN	DEN	Ducati Panigale V2	19.806	24.940	23.292 +0.076	23.785	1'31.823 1'31.899	24	0.076
25 4 H. TRUELOVE	GBR	Yamaha YZF R6	19.707	24.800 +0.250	23.228 +0.024	24.132 +0.022	1'31.867 1'32.163	25	0.296
26 21 B. CURRIE	AUS	Kawasaki ZX-6R	19.655	25.128 +0.064	23.229 +0.032	24.173	1'32.185 1'32.281	26	0.096
27 24 L. TACCINI	ITA	Yamaha YZF R6	19.684 +0.090	25.282	23.394	23.907	1'32.267 1'32.357	27	0.090
28 22 F. FULIGNI	ITA	Ducati Panigale V2	19.763	25.099	23.485	24.169 +0.230	1'32.516 1'32.746	28	0.230
29 73 M. KOFLER	AUT	Ducati Panigale V2	19.830	25.291	23.460 +0.029	24.178	1'32.759 1'32.788	29	0.029
30 6 J. BUIS	NED	Kawasaki ZX-6R	19.822	25.308	23.428 +0.132	24.207 +0.120	1'32.765 1'33.017	30	0.252
31 36 S. KROEZE	NED	Yamaha YZF R6	19.796	25.244 +0.060	23.592	24.420 +0.186	1'33.052 1'33.298	31	0.246
<b>Overall Ideal Time</b>			19.196	24.336	22.760	23.408	1'29.700		

16/07/2022

These data/results cannot be reproduced, stored and/or transmitted in whole or in part by any manner of electronic, mechanical, photocopying, recording, broadcasting or otherwise now known or herein after developed without the previous express consent by the copyright owner, except for reproduction in daily press and regular printed publications on sale to the public within 60 days of the event related to those data/results and always provided that copyright symbol appears together as follows below.

© DORNA WSBK ORGANIZATION Srl 2022

**FIGR PERUGIA TIMING**

1° 77 D. AEGERTER (1'29.961)							
Lap	Seg1	Seg2	Seg3	Seg4	Lap Time	km/h	Local Time
1		27.077	27.230	26.720		195,4	10:27:47.802
2	19.719	24.940	23.054	23.747	1'31.460	238,7	10:29:19.262
3	19.464	24.837	23.040	23.635	1'30.976	239,2	10:30:50.238
4	19.413	24.771	23.017	23.579	1'30.780	<b>240,3</b>	10:32:21.018
5	19.314	24.650	22.909	23.604	1'30.477	239,2	10:33:51.495
6	19.387	24.586	23.218	28.609	1'35.800P	236,6	10:35:27.295
7	4'40.939	27.646	23.816	25.397	5'57.798P	234,5	10:41:25.093
8	19.304	<b>24.363</b>	<b>22.800</b>	<b>23.494</b>	<b>1'29.961</b>	239,2	10:42:55.054
9	<b>19.196</b>	24.538	22.987	23.554	1'30.275	<b>240,3</b>	10:44:25.329
10	19.231	24.518	23.190	23.545	1'30.484	236,6	10:45:55.813

9	19.636	24.839	23.397	31.295	1'39.167	238,1	10:44:28.168
10	19.642	24.551	22.919	23.513	1'30.625	<b>244,1</b>	10:45:58.793

2° 11 N. BULEGA (1'30.318)							
Lap	Seg1	Seg2	Seg3	Seg4	Lap Time	km/h	Local Time
1		25.801	23.755	24.193		238,1	10:26:38.357
2	19.543	24.923	23.187	23.978	1'31.631	<b>240,8</b>	10:28:09.988
3	19.432	25.076	22.896	23.726	1'31.130	239,7	10:29:41.118
4	19.479	24.698	23.132	23.584	1'30.893	240,3	10:31:12.011
5	19.441	26.289	23.830	27.983	1'37.543P	237,1	10:32:49.554
6	4'11.914	24.857	23.305	23.864	5'23.940P	236,6	10:38:13.494
7	19.416	24.765	23.051	23.850	1'31.082	237,6	10:39:44.576
8	19.419	<b>24.427</b>	22.958	23.670	1'30.474	239,2	10:41:15.050
9	19.422	24.487	<b>22.841</b>	23.568	<b>1'30.318</b>	238,1	10:42:45.368
10	20.027	26.230	27.015	27.505	1'40.777	143,5	10:44:26.145
11	<b>19.352</b>	24.461	23.138	<b>23.497</b>	1'30.448	238,1	10:45:56.593

6° 16 J. CLUZEL (1'30.532)							
Lap	Seg1	Seg2	Seg3	Seg4	Lap Time	km/h	Local Time
1		26.522	24.081	24.287		233,5	10:27:32.665
2	19.495	24.968	23.536	23.702	1'31.701	238,1	10:29:04.366
3	19.468	24.771	23.121	23.413	1'30.773	238,7	10:30:35.139
4	19.371	24.824	23.163	23.603	1'30.961	<b>239,7</b>	10:32:06.100
5	19.458	24.781	23.111	23.563	1'30.913	239,2	10:33:37.013
6	19.694	25.698	23.734	28.226	1'37.352P	232,5	10:35:14.365
7	2'59.735	26.601	23.741	24.015	4'14.092CP	231,0	10:39:28.457
8	19.444	24.643	<b>23.040</b>	23.495	1'30.622	236,6	10:40:59.079
9	19.337	<b>24.471</b>	26.520	23.871	1'34.199	226,1	10:42:33.278
10	<b>19.318</b>	24.677	23.129	<b>23.408</b>	<b>1'30.532</b>	236,6	10:44:03.810
11	19.370	24.658	23.276	23.486	1'30.790	236,6	10:45:34.600

3° 28 G. VAN STRAALLEN (1'30.374)							
Lap	Seg1	Seg2	Seg3	Seg4	Lap Time	km/h	Local Time
1		26.210	23.809	24.340		233,0	10:27:39.863
2	19.808	25.045	23.184	23.882	1'31.919	<b>236,1</b>	10:29:11.782
3	19.675	24.947	23.052	23.820	1'31.494	235,5	10:30:43.276
4	19.556	24.648	23.002	23.717	1'30.923	<b>236,1</b>	10:32:14.199
5	19.493	24.682	22.942	23.641	1'30.758	234,0	10:33:44.957
6	19.826	25.055	22.999	28.534	1'36.414P	235,0	10:35:21.371
7	4'17.680	25.004	23.125	24.719	5'30.528P	234,0	10:40:51.899
8	19.612	24.360	<b>22.806</b>	<b>23.596</b>	<b>1'30.374</b>	234,5	10:42:22.273
9	<b>19.465</b>	<b>24.336</b>	22.832	42.624	1'49.257P	235,5	10:44:11.530
10	41.566	25.304	23.432	25.774	1'56.076P	234,5	10:46:07.606

7° 7 L. BALDASSARRI (1'30.569)							
Lap	Seg1	Seg2	Seg3	Seg4	Lap Time	km/h	Local Time
1		25.812	23.685	26.182		237,1	10:27:22.055
2	19.429	<b>24.609</b>	23.068	23.638	1'30.744	<b>240,3</b>	10:28:52.799
3	20.077	25.102	23.262	24.823	1'33.264	238,7	10:30:26.063
4	19.416	24.856	23.047	23.782	1'31.101	239,7	10:31:57.164
5	19.456	24.795	23.161	23.567	1'30.979	237,1	10:33:28.143
6	19.438	24.848	23.884	30.232	1'38.402P	238,1	10:35:06.545
7	3'40.496	32.396	23.979	24.250	5'01.121P	236,1	10:40:07.666
8	19.454	24.700	<b>22.972</b>	23.485	1'30.611	236,1	10:41:38.277
9	<b>19.376</b>	24.645	23.054	23.494	<b>1'30.569</b>	238,1	10:43:08.846
10	19.401	24.909	25.011	28.339	1'37.660	231,5	10:44:46.506
11	19.473	24.645	23.056	<b>23.428</b>	1'30.602	237,6	10:46:17.108

4° 61 C. ONCU (1'30.445)							
Lap	Seg1	Seg2	Seg3	Seg4	Lap Time	km/h	Local Time
1		25.629	23.229	32.171		235,0	10:27:23.645
2	19.542	24.686	23.051	23.896	1'31.175	237,1	10:28:54.820
3	19.720	24.935	23.164	24.320	1'32.139	237,6	10:30:26.959
4	<b>19.443</b>	24.790	23.103	23.804	1'31.140	234,5	10:31:58.099
5	19.861	25.966	23.420	28.456	1'37.703P	231,5	10:33:35.802
6	6'18.541	25.288	22.996	34.578	7'41.403P	233,0	10:41:17.205
7	19.456	<b>24.561</b>	<b>22.760</b>	<b>23.668</b>	<b>1'30.445</b>	233,5	10:42:47.650
8	19.860	26.495	24.035	28.757	1'39.147	231,5	10:44:26.797
9	19.639	25.100	23.401	24.844	1'32.984	<b>239,2</b>	10:45:59.781

8° 55 Y. MONTELLA (1'30.661)							
Lap	Seg1	Seg2	Seg3	Seg4	Lap Time	km/h	Local Time
1		25.217	26.447	27.647		203,5	10:27:51.273
2	19.743	24.892	23.229	23.849	1'31.713	242,4	10:29:22.986
3	19.635	24.940	23.073	23.795	1'31.443	241,3	10:30:54.429
4	19.651	24.751	23.009	23.780	1'31.191	<b>243,5</b>	10:32:25.620
5	21.270	25.007	23.097	23.818	1'33.192	240,8	10:33:58.812
6	19.650	25.249	23.846	31.103	1'39.848P	236,6	10:35:38.660
7	4'21.744	25.518	24.148	29.017	5'40.427P	233,0	10:41:19.087
8	19.489	24.735	<b>22.812</b>	<b>23.625</b>	<b>1'30.661</b>	240,3	10:42:49.748
9	19.478	<b>24.617</b>	22.981	31.036	1'38.112	238,7	10:44:27.860
10	<b>19.389</b>	24.936	23.675	24.332	1'32.332	222,4	10:46:00.192

5° 64 F. CARICASULO (1'30.503)							
Lap	Seg1	Seg2	Seg3	Seg4	Lap Time	km/h	Local Time
1		26.213	27.041	27.388		201,6	10:27:50.709
2	19.821	25.090	23.167	23.787	1'31.865	238,1	10:29:22.574
3	<b>19.622</b>	24.894	<b>22.819</b>	23.568	1'30.903	241,9	10:30:53.477
4	19.716	24.937	23.094	25.493	1'33.240	241,9	10:32:26.717
5	19.786	24.792	22.850	23.557	1'30.985	240,8	10:33:57.702
6	19.985	26.248	23.953	31.513	1'41.699P	236,6	10:35:39.401
7	4'20.596	25.468	24.244	28.789	5'39.097P	234,0	10:41:18.498
8	19.626	<b>24.549</b>	22.846	<b>23.482</b>	<b>1'30.503</b>	240,8	10:42:49.001

9° 38 H. SOOMER (1'30.834)							
Lap	Seg1	Seg2	Seg3	Seg4	Lap Time	km/h	Local Time
1		26.196	23.653	25.913		<b>240,8</b>	10:26:43.138
2	20.167	25.713	24.409	32.302	1'42.591C	232,0	10:28:25.729
3	19.572	24.719	23.286	24.115	1'31.692	239,7	10:29:57.421
4	19.553	25.045	<b>22.963</b>	23.696	1'31.257	239,7	10:31:28.678
5	20.116	25.163	23.524	28.120	1'36.923P	238,7	10:33:05.601
6	2'29.361	25.279	23.283	23.788	3'41.711P	234,0	10:36:47.312
7	19.601	<b>24.611</b>	23.065	24.353	1'31.630	234,0	10:38:18.942
8	<b>19.453</b>	24.732	23.062	23.587	<b>1'30.834</b>	235,0	10:39:49.776
9	19.490	24.721	23.094	31.543	1'38.848	236,1	10:41:28.624
10	19.537	24.892	23.291	<b>23.585</b>	1'31.305	235,0	10:42:59.929
11	19.574	25.161	23.438	23.824	1'31.997	234,5	10:44:31.926
12	19.465	24.792	23.115	23.779	1'31.151	236,1	10:46:03.077

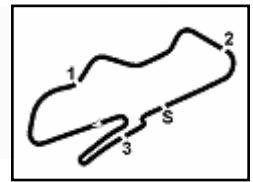
10° 25 M. BRENNER (1'30.843)							
Lap	Seg1	Seg2	Seg3	Seg4	Lap Time	km/h	Local Time
1		26.517	24.054	24.424		232,5	10:27:11.716

16/07/2022 P = Pits In/Out - C = Lap Time Cancelled

These data/results cannot be reproduced, stored and/or transmitted in whole or in part by any manner of electronic, mechanical, photocopying, recording, broadcasting or otherwise now known or herein after developed without the previous express consent by the copyright owner, except for reproduction in daily press and regular printed publications on sale to the public within 60 days of the event related to those data/results and always provided that copyright symbol appears together as follows below.

© DORNA WSBK ORGANIZATION Srl 2022





**Prosecco DOC UK Round, 15-17 July 2022**  
**Chronological Analysis Tissot Superpole**

Lap	Seg1	Seg2	Seg3	Seg4	Lap Time	km/h	Local Time
2	19.752	25.142	23.200	<b>23.617</b>	1'31.711	236,1	10:28'43.427
3	19.637	24.811	23.046	23.784	1'31.278	<b>238,1</b>	10:30'14.705
4	19.749	25.302	24.036	28.041	1'37.128P	231,0	10:31'51.833
5	3'26.672	25.439	23.302	24.047	4'39.460P	233,5	10:36'31.293
6	<b>19.414</b>	<b>24.722</b>	<b>23.007</b>	23.700	<b>1'30.843</b>	234,5	10:38'02.136
7	19.416	24.754	23.086	23.771	1'31.027C	235,5	10:39'33.163
8	19.548	24.875	23.230	26.265	1'33.918	235,0	10:41'07.081
9	19.514	24.816	23.133	23.629	1'31.092	236,1	10:42'38.173
10	19.676	24.805	23.174	23.794	1'31.449C	234,5	10:44'09.622
11	19.688	24.892	23.228	24.166	1'31.974	234,0	10:45'41.596

15° 10 U. ORRADRE [1'31.035]							
Lap	Seg1	Seg2	Seg3	Seg4	Lap Time	km/h	Local Time
1		28.450	24.272	31.387	230,5	10:28'12.028	
2	19.987	25.207	23.183	24.356	1'32.733	238,7	10:29'44.761
3	19.728	24.819	23.133	23.805	1'31.485	238,1	10:31'16.246
4	<b>19.534</b>	24.797	<b>23.015</b>	23.689	<b>1'31.035</b>	<b>239,7</b>	10:32'47.281
5	21.569	26.453	23.810	30.984	1'42.816P	235,0	10:34'30.097
6	5'10.345	25.519	23.622	24.177	6'23.663P	233,5	10:40'53.760
7	19.634	24.968	23.106	24.196	1'31.904	238,7	10:42'25.664
8	19.604	24.853	23.016	<b>23.661</b>	1'31.134	237,1	10:43'56.798
9	19.655	<b>24.711</b>	23.334	31.608	1'39.308	235,0	10:45'36.106

11° 3 R. DE ROSA [1'30.869]							
Lap	Seg1	Seg2	Seg3	Seg4	Lap Time	km/h	Local Time
1		27.980	24.602	31.159	225,2	10:28'11.467	
2	19.997	24.857	23.183	25.113	1'33.150	<b>243,5</b>	10:29'44.617
3	19.620	24.688	23.145	<b>23.725</b>	1'31.178	239,7	10:31'15.795
4	19.738	24.477	<b>22.927</b>	23.796	1'30.938	239,7	10:32'46.733
5	21.344	26.089	24.269	31.277	1'42.979P	230,0	10:34'29.712
6	5'10.234	24.907	23.281	24.966	6'23.388P	237,6	10:40'53.100
7	19.639	<b>24.409</b>	23.027	23.970	1'31.045	238,1	10:42'24.145
8	<b>19.581</b>	24.452	23.027	<b>23.809</b>	<b>1'30.869</b>	238,1	10:43'55.014
9	19.712	24.792	25.401	24.163	1'34.068	194,6	10:45'29.082

16° 99 A. HUERTAS [1'31.037]							
Lap	Seg1	Seg2	Seg3	Seg4	Lap Time	km/h	Local Time
1		27.172	26.694	27.221	196,8	10:27'47.971	
2	19.807	25.027	23.243	23.915	1'31.992	<b>239,7</b>	10:29'19.963
3	19.533	25.142	23.078	23.819	1'31.572	237,1	10:30'51.535
4	19.586	24.787	22.983	<b>23.801</b>	1'31.157	236,6	10:32'22.692
5	19.728	24.968	23.540	24.291	1'32.527	227,6	10:33'55.219
6	19.762	25.319	23.162	31.248	1'39.491P	233,0	10:35'34.710
7	4'39.789	28.408	27.249	28.570	6'04.016P	159,9	10:41'38.726
8	19.640	25.519	22.989	24.079	1'32.227	236,1	10:43'10.953
9	<b>19.482</b>	24.896	23.501	28.870	1'36.749	234,5	10:44'47.702
10	19.676	<b>24.695</b>	<b>22.857</b>	23.809	<b>1'31.037</b>	235,5	10:46'18.739

12° 94 A. VERDOIA [1'30.997]							
Lap	Seg1	Seg2	Seg3	Seg4	Lap Time	km/h	Local Time
1		26.554	23.304	24.436	C	236,6	10:28'29.298
2	19.649	25.034	<b>22.988</b>	<b>23.764</b>	1'31.435	<b>240,8</b>	10:30'00.733
3	19.505	24.988	23.003	23.856	1'31.352	239,7	10:31'32.085
4	20.022	25.483	23.576	28.414	1'37.495P	240,3	10:33'09.580
5	3'11.001	25.801	23.248	23.926	4'23.976P	234,0	10:37'33.556
6	19.620	25.043	23.144	23.872	1'31.679C	233,5	10:39'05.235
7	19.620	24.774	23.173	23.769	1'31.336	235,5	10:40'36.571
8	<b>19.500</b>	<b>24.614</b>	23.093	23.790	<b>1'30.997</b>	237,1	10:42'07.568
9	19.670	25.078	24.709	26.962	1'36.419	187,9	10:43'43.987
10	19.674	24.967	23.340	24.298	1'32.279	236,1	10:45'16.266

17° 69 T. BOOTH-AMOS [1'31.092]							
Lap	Seg1	Seg2	Seg3	Seg4	Lap Time	km/h	Local Time
1		30.167	26.779	25.350	222,9	10:27'10.955	
2	21.564	25.564	23.503	24.443	1'35.074	237,6	10:28'46.029
3	19.961	25.588	23.268	24.141	1'32.958	238,7	10:30'18.987
4	19.845	26.929	23.624	29.075	1'39.473P	236,1	10:31'58.460
5	4'12.028	26.510	23.251	24.483	5'26.272P	238,7	10:37'24.732
6	19.636	25.001	23.474	23.994	1'32.105C	236,6	10:38'56.837
7	19.666	24.780	23.045	23.828	1'31.309C	239,2	10:40'28.146
8	19.497	<b>24.778</b>	<b>23.000</b>	23.817	<b>1'31.092</b>	<b>240,8</b>	10:41'59.238
9	<b>19.496</b>	24.909	23.053	<b>23.767</b>	1'31.225	236,6	10:43'30.463
10	19.512	24.880	23.361	23.820	1'31.573	235,5	10:45'02.036

13° 54 B. SOFUOGLU [1'30.998]							
Lap	Seg1	Seg2	Seg3	Seg4	Lap Time	km/h	Local Time
1		27.613	25.668	26.449		211,1	10:26'50.616
2	19.949	25.496	23.169	24.345	1'32.959C	239,7	10:28'23.575
3	19.682	25.361	23.074	24.026	1'32.143	240,8	10:29'55.718
4	<b>19.568</b>	25.232	23.032	23.743	1'31.575	<b>243,0</b>	10:31'27.293
5	19.924	25.561	25.834	24.596	1'35.915C	238,1	10:33'03.208
6	20.148	26.667	24.001	30.352	1'41.168P	234,5	10:34'44.376
7	4'52.733	25.878	24.793	25.715	6'09.119P	209,0	10:40'53.495
8	19.574	25.048	22.850	23.767	1'31.239	239,7	10:42'24.734
9	19.671	<b>24.789</b>	<b>22.786</b>	23.752	<b>1'30.998</b>	239,7	10:43'55.732
10	19.612	24.903	22.969	<b>23.616</b>	1'31.100	237,6	10:45'26.832

18° 62 S. MANZI [1'31.097]							
Lap	Seg1	Seg2	Seg3	Seg4	Lap Time	km/h	Local Time
1		26.097	23.261	24.439	240,3	10:26'50.020	
2	19.823	25.074	<b>23.054</b>	23.963	1'31.914	241,9	10:28'21.934
3	19.698	25.150	23.367	23.824	1'32.039	240,8	10:29'53.973
4	<b>19.492</b>	25.028	25.045	24.456	1'34.021C	<b>245,8</b>	10:31'27.994
5	25.544	26.300	23.730	30.304	1'45.878P	237,1	10:33'13.872
6	2'56.857	26.004	23.270	24.241	4'10.372P	236,6	10:37'24.244
7	19.677	25.277	23.093	23.820	1'31.867C	237,6	10:38'56.111
8	19.632	25.214	23.079	23.668	1'31.593	238,7	10:40'27.704
9	19.628	<b>24.841</b>	23.068	<b>23.560</b>	<b>1'31.097</b>	237,6	10:41'58.801
10	23.382	26.363	23.273	23.756	1'36.774	238,1	10:43'35.575
11	19.588	24.848	23.131	23.611	1'31.178	238,1	10:45'06.753

14° 56 P. SEBASTYEN [1'31.012]							
Lap	Seg1	Seg2	Seg3	Seg4	Lap Time	km/h	Local Time
1		25.906	23.627	25.736		236,6	10:27'20.208
2	19.644	25.401	23.119	24.191	1'32.355	235,5	10:28'52.563
3	19.630	24.968	23.115	24.087	1'31.800	236,6	10:30'24.363
4	19.635	25.030	23.083	25.199	1'32.947	<b>238,1</b>	10:31'57.310
5	19.523	24.909	23.134	23.953	1'31.519	237,1	10:33'28.829
6	19.578	24.825	23.307	30.896	1'38.606P	237,1	10:35'07.435
7	3'38.437	33.301	24.712	24.294	5'00.744P	233,5	10:40'08.179
8	19.553	24.752	<b>22.862</b>	24.055	1'31.222	237,1	10:41'39.401
9	<b>19.486</b>	24.740	22.887	23.899	<b>1'31.012</b>	237,1	10:43'10.413
10	19.635	25.464	24.231	27.203	1'36.533	226,1	10:44'46.946
11	19.489	<b>24.734</b>	23.021	<b>23.868</b>	1'31.112	236,1	10:46'18.058

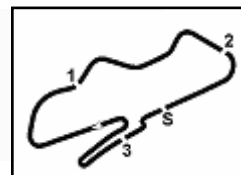
19° 17 K. SMITH [1'31.125]							
Lap	Seg1	Seg2	Seg3	Seg4	Lap Time	km/h	Local Time
1		26.790	27.034	26.827	183,1	10:27'48.432	
2	19.742	24.944	22.991	24.228	1'31.905	239,2	10:29'20.337
3	19.468	25.103	23.026	24.175	1'31.772	239,2	10:30'52.109
4	<b>19.446</b>	24.780	<b>22.894</b>	<b>24.005</b>	<b>1'31.125</b>	<b>239,7</b>	10:32'23.234
5	19.538	24.834	23.146	24.075	1'31.593	238,1	10:33'54.827
6	20.036	25.214	23.215	29.865	1'38.330P	235,5	10:35'33.157
7	3'26.827	27.802	24.424	24.601	4'43.654P	230,5	10:40'16.811

16/07/2022 P = Pits In/Out - C = Lap Time Cancelled

These data/results cannot be reproduced, stored and/or transmitted in whole or in part by any manner of electronic, mechanical, photocopying, recording, broadcasting or otherwise now known or herein after developed without the previous express consent by the copyright owner, except for reproduction in daily press and regular printed publications on sale to the public within 60 days of the event related to those data/results and always provided that copyright symbol appears together as follows below.

© DORNA WSBK ORGANIZATION Srl 2022





Donington Park 4.023 m

## Prosecco DOC UK Round, 15-17 July 2022

### Chronological Analysis Tissot Superpole

3 / 4

8	19.754	<b>24.649</b>	23.109	24.063	1'31.575	234,0	10:41'48.386	2	19.981	25.310	23.522	23.995	1'32.808	235,5	10:28'14.800
9	19.574	25.634	23.261	24.352	1'32.821	235,0	10:43'21.207	3	20.140	25.165	<b>23.292</b>	23.831	1'32.428	235,5	10:29'47.228
10	19.633	24.699	23.078	24.158	1'31.568	235,0	10:44'52.775	4	19.937	27.238	24.199	25.643	1'37.017	235,5	10:31'24.245
11	20.175	25.540	23.530	24.066	1'33.311	232,0	10:46'26.086	5	20.031	24.989	23.478	23.943	1'32.441	237,6	10:32'56.686

#### 20° 32 O. BAYLISS (1'31.354)

Lap	Seg.1	Seg.2	Seg.3	Seg.4	Lap Time	km/h	Local Time
1		26.660	23.914	25.857	238,7	10:26'42.370	
2	20.094	25.415	23.348	24.212	1'33.069	241,3	10:28'15.439
3	19.831	25.227	23.280	23.960	1'32.298	<b>241,9</b>	10:29'47.737
4	19.873	26.519	23.425	24.312	1'34.129	238,7	10:31'21.866
5	19.849	27.057	23.367	25.920	1'36.193	240,3	10:32'58.059
6	19.999	25.387	24.507	28.619	1'38.512P	231,5	10:34'36.571
7	2'45.578	26.673	23.492	24.033	3'59.776CP	236,1	10:38'36.347
8	19.663	25.025	23.133	24.271	1'32.092	239,7	10:40'08.439
9	19.755	24.943	23.133	23.945	1'31.776	241,3	10:41'40.215
10	<b>19.631</b>	<b>24.846</b>	<b>23.034</b>	<b>23.843</b>	<b>1'31.354</b>	240,3	10:43'11.569
11	26.883	29.255	23.410	24.280	1'43.828	237,6	10:44'55.397
12	19.767	25.008	23.112	24.300	1'32.187	241,3	10:46'27.584

#### 25° 4 H. TRUELOVE (1'32.163)

Lap	Seg.1	Seg.2	Seg.3	Seg.4	Lap Time	km/h	Local Time
1		29.822	26.565	27.283	192,6	10:27'12.181	
2	20.038	25.065	<b>23.228</b>	<b>24.132</b>	1'32.463	<b>234,5</b>	10:28'44.644
3	19.747	24.883	23.445	24.164	1'32.239	233,5	10:30'16.883
4	<b>19.707</b>	25.050	23.252	24.154	<b>1'32.163</b>	232,5	10:31'49.046
5	19.817	<b>24.800</b>	23.472	39.306	1'47.395P	231,0	10:33'36.441

#### 21° 27 M. CASADEI (1'31.655)

Lap	Seg.1	Seg.2	Seg.3	Seg.4	Lap Time	km/h	Local Time
1		26.925	23.418	28.866	240,3	10:26'50.215	
2	19.841	25.040	23.137	24.057	1'32.075	242,4	10:28'22.290
3	20.076	25.387	23.341	25.298	1'34.102	<b>243,0</b>	10:29'56.392
4	19.885	25.037	<b>22.954</b>	24.013	1'31.889	241,9	10:31'28.281
5	20.181	24.999	24.387	32.845	1'42.412CP	<b>243,0</b>	10:33'10.693
6	6'07.822	26.293	23.866	25.772	7'23.753P	233,5	10:40'34.446
7	19.863	25.107	25.340	23.827	1'34.137	201,6	10:42'08.583
8	<b>19.658</b>	<b>24.900</b>	23.212	23.928	1'31.698	236,6	10:43'40.281
9	19.775	24.976	23.098	<b>23.806</b>	<b>1'31.655</b>	237,1	10:45'11.936

#### 26° 21 B. CURRIE (1'32.281)

Lap	Seg.1	Seg.2	Seg.3	Seg.4	Lap Time	km/h	Local Time
1		26.079	23.425	24.320	237,6	10:26'38.830	
2	<b>19.655</b>	25.192	23.261	<b>24.173</b>	<b>1'32.281</b>	236,1	10:28'11.111
3	19.742	<b>25.128</b>	<b>23.229</b>	24.183	1'32.282	<b>239,2</b>	10:29'43.393
4	21.977	25.443	25.815	26.574	1'39.809C	232,5	10:31'23.202
5	19.707	25.232	24.635	24.764	1'34.338C	235,0	10:32'57.540
6	19.718	25.806	24.709	28.277	1'38.510P	224,3	10:34'36.050

#### 27° 24 L. TACCINI (1'32.357)

Lap	Seg.1	Seg.2	Seg.3	Seg.4	Lap Time	km/h	Local Time
1		27.079	24.049	25.394	237,1	10:26'44.505	
2	19.947	25.821	23.770	26.776	1'36.314	238,1	10:28'20.819
3	20.169	25.664	23.702	24.042	1'33.577	236,6	10:29'54.396
4	<b>19.684</b>	25.377	23.447	24.173	1'32.681	238,7	10:31'27.077
5	19.970	25.927	25.966	24.693	1'36.556	<b>240,3</b>	10:33'03.633
6	20.018	26.059	24.191	28.844	1'39.112P	236,6	10:34'42.745
7	5'45.827	25.892	23.594	24.363	6'59.676P	232,5	10:41'42.421
8	19.774	<b>25.282</b>	<b>23.394</b>	<b>23.907</b>	<b>1'32.357</b>	237,6	10:43'14.778
9	19.704	26.131	28.400	24.684	1'38.919	159,9	10:44'53.697
10	19.869	25.480	23.764	24.247	1'33.360	235,0	10:46'27.057

#### 22° 50 O. VOSTATEK (1'31.739)

Lap	Seg.1	Seg.2	Seg.3	Seg.4	Lap Time	km/h	Local Time
1		26.349	23.831	24.680	236,6	10:26'46.805	
2	19.987	25.396	24.559	24.378	1'34.320	234,5	10:28'21.125
3	20.048	25.655	23.704	24.211	1'33.618	233,5	10:29'54.743
4	19.655	25.214	23.604	24.400	1'32.873	<b>240,8</b>	10:31'27.616
5	19.757	25.781	24.027	29.688	1'39.253	237,1	10:33'06.869
6	20.070	25.425	24.092	29.596	1'39.183P	237,6	10:34'46.052
7	4'54.577	25.572	23.681	24.233	6'08.063P	228,1	10:40'54.115
8	<b>19.592</b>	<b>24.882</b>	<b>23.127</b>	24.138	1'31.739	<b>240,8</b>	10:42'25.854
9	19.751	25.038	23.165	<b>23.961</b>	1'31.915	237,6	10:43'57.769
10	19.614	24.919	23.286	24.029	1'31.848	233,0	10:45'29.617

#### 28° 22 F. FULIGNI (1'32.746)

Lap	Seg.1	Seg.2	Seg.3	Seg.4	Lap Time	km/h	Local Time
1		26.977	24.194	25.536	237,6	10:26'44.979	
2	19.926	25.546	23.751	25.105	1'34.328	<b>240,3</b>	10:28'19.307
3	<b>19.763</b>	<b>25.099</b>	<b>23.485</b>	24.399	<b>1'32.746</b>	237,6	10:29'52.053
4	20.031	25.748	23.908	29.650	1'39.337	238,1	10:31'31.390
5	20.478	25.622	24.011	30.986	1'41.097P	238,7	10:33'12.487
6	3'37.739	27.533	24.158	24.689	4'54.119P	232,0	10:38'06.606
7	19.932	25.968	24.137	28.134	1'38.171	231,0	10:39'44.777
8	19.807	25.235	23.719	25.836	1'34.597	235,0	10:41'19.374
9	19.992	25.126	23.562	<b>24.169</b>	1'32.849	236,1	10:42'52.223
10	19.786	25.143	23.638	25.629	1'34.196	236,1	10:44'26.419
11	<b>19.763</b>	25.218	23.674	25.293	1'33.948	236,1	10:46'00.367

#### 23° 23 I. VINALES (1'31.763)

Lap	Seg.1	Seg.2	Seg.3	Seg.4	Lap Time	km/h	Local Time
1		27.036	23.608	26.210	237,1	10:26'43.752	
2	19.902	25.564	24.120	33.017	1'42.603	<b>240,3</b>	10:28'26.355
3	19.827	25.002	23.583	23.997	1'32.409	239,7	10:29'58.764
4	19.718	24.947	23.370	24.299	1'32.334	236,1	10:31'31.098
5	20.376	25.747	23.735	31.411	1'41.269P	234,5	10:33'12.367
6	2'57.411	26.576	24.225	24.520	4'12.732P	227,1	10:37'25.099
7	19.754	24.947	<b>23.145</b>	24.140	1'31.986C	236,6	10:38'57.085
8	19.911	24.995	23.181	23.925	1'32.012C	232,5	10:40'29.097
9	<b>19.677</b>	24.949	23.176	24.006	1'31.808	234,5	10:42'00.905
10	19.792	24.974	23.486	26.984	1'35.236	231,0	10:43'36.141
11	19.752	<b>24.888</b>	23.218	<b>23.905</b>	<b>1'31.763</b>	234,0	10:45'07.904

#### 29° 73 M. KOFLER (1'32.788)

Lap	Seg.1	Seg.2	Seg.3	Seg.4	Lap Time	km/h	Local Time
1		26.403	24.020	27.061	238,1	10:26'42.870	
2	20.237	25.650	23.618	25.765	1'35.270	<b>240,8</b>	10:28'18.140
3	20.019	25.536	23.539	24.470	1'33.564	238,1	10:29'51.704
4	20.137	25.625	24.143	32.417	1'42.322P	237,6	10:31'34.026
5	5'48.610	26.461	23.656	24.232	7'02.959CP	237,1	10:38'36.985

#### 24° 9 S. JESPERSEN (1'31.899)

Lap	Seg.1	Seg.2	Seg.3	Seg.4	Lap Time	km/h	Local Time
1		26.447	23.836	25.202	<b>238,7</b>	10:26'41.992	

16/07/2022

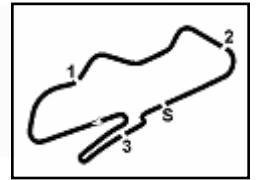
P = Pits In/Dut - C = Lap Time Cancelled

These data/results cannot be reproduced, stored and/or transmitted in whole or in part by any manner of electronic, mechanical, photocopying, recording, broadcasting or otherwise now known or herein after developed without the previous express consent by the copyright owner, except for reproduction in daily press and regular printed publications on sale to the public within 60 days of the event related to those data/results and always provided that copyright symbol appears together as follows below.

© DORNA WSBK ORGANIZATION Srl 2022







**Prosecco DOC UK Round, 15-17 July 2022**  
**Chronological Analysis Tissot Superpole**

6	19.853	25.434	<b>23.460</b>	24.188	1'32.935	235,5	10:40'09.920
7	<b>19.830</b>	<b>25.291</b>	23.489	<b>24.178</b>	<b>1'32.788</b>	238,1	10:41'42.708
8	19.854	25.339	23.759	24.307	1'33.259	238,7	10:43'15.967
9	20.006	26.701	27.202	24.382	1'38.291	164,6	10:44'54.258
10	19.857	25.396	23.562	24.362	1'33.177	237,1	10:46'27.435

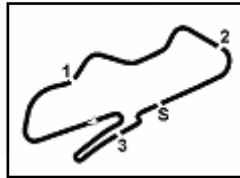
<b>30° 6 J. BUIS (1'33.017)</b>							
Lap	Seg.1	Seg.2	Seg.3	Seg.4	Lap Time	km/h	Local Time
1		26.740	24.284	25.564		237,1	10:26'42.768
2	20.068	25.720	23.645	24.928	1'34.361	<b>239,2</b>	10:28'17.129
3	20.114	25.743	<b>23.428</b>	24.580	1'33.865	235,5	10:29'50.994
4	19.975	26.007	23.711	24.537	1'34.230	235,5	10:31'25.224
5	20.075	25.796	23.488	<b>24.207</b>	1'33.566	237,1	10:32'58.790
6	20.227	25.743	23.535	28.886	1'38.391P	237,1	10:34'37.181
7	4'40.708	26.373	24.139	25.381	5'56.601P	230,0	10:40'33.782
8	20.017	25.471	23.471	24.393	1'33.352	234,5	10:42'07.134
9	21.563	25.570	23.642	25.229	1'36.004	234,0	10:43'43.138
10	<b>19.822</b>	<b>25.308</b>	23.560	24.327	<b>1'33.017</b>	230,5	10:45'16.155

<b>31° 36 S. KROEZE (1'33.298)</b>							
Lap	Seg.1	Seg.2	Seg.3	Seg.4	Lap Time	km/h	Local Time
1		27.027	24.843	25.165		234,0	10:26'45.692
2	20.267	25.961	25.816	27.154	1'39.198	236,6	10:28'24.890
3	20.183	25.705	23.981	24.774	1'34.643	238,1	10:29'59.533
4	20.168	25.606	23.881	28.998	1'38.653P	<b>239,7</b>	10:31'38.186
5	3'58.347	26.003	23.796	24.479	5'12.625P	234,0	10:36'50.811
6	19.984	25.260	23.638	<b>24.420</b>	1'33.302	234,0	10:38'24.113
7	20.198	27.309	29.654	28.194	1'45.355	146,1	10:40'09.468
8	19.851	25.328	23.754	24.641	1'33.574	238,7	10:41'43.042
9	<b>19.796</b>	25.304	<b>23.592</b>	24.606	<b>1'33.298</b>	237,1	10:43'16.340
10	19.936	26.719	27.314	25.545	1'39.514	137,5	10:44'55.854
11	19.861	<b>25.244</b>	23.618	25.689	1'34.412	237,1	10:46'30.266

16/07/2022 P = Pits In/Out - C = Lap Time Cancelled

These data/results cannot be reproduced, stored and/or transmitted in whole or in part by any manner of electronic, mechanical, photocopying, recording, broadcasting or otherwise now known or herein after developed without the previous express consent by the copyright owner, except for reproduction in daily press and regular printed publications on sale to the public within 60 days of the event related to those data/results and always provided that copyright symbol appears together as follows below.

© DORNA WSBK ORGANIZATION Srl 2022



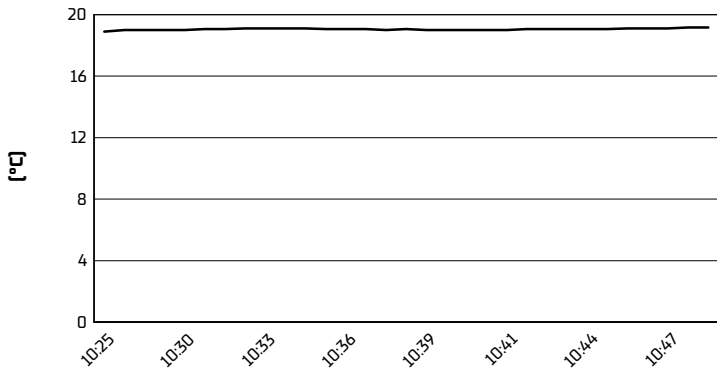
Donington Park 4.023 m

**Prosecco DOC UK Round, 15-17 July 2022**

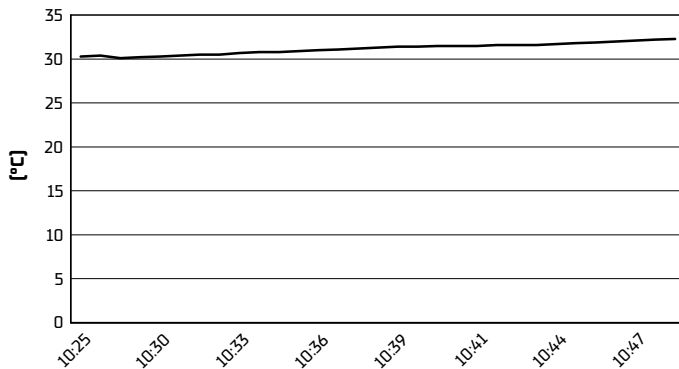
**Weather Report Tissot Superpole**

Session started 10:25 - Session ended 10:49

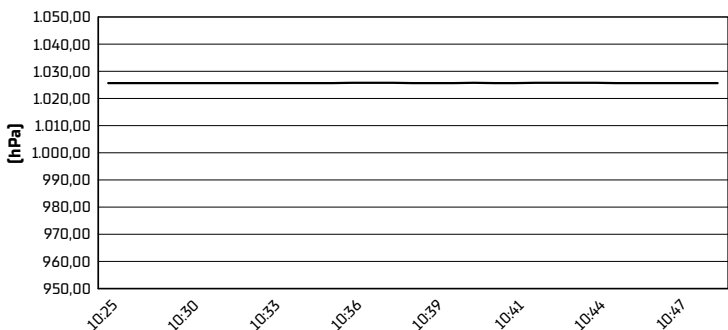
**Air Temperature**



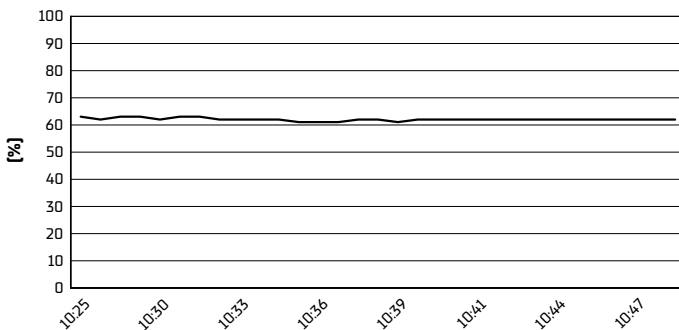
**Track Temperature**



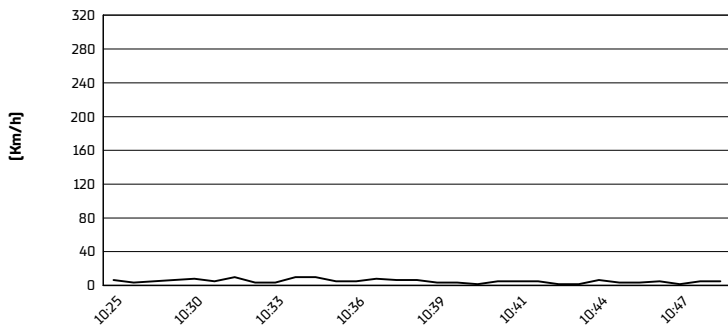
**Air Pressure**



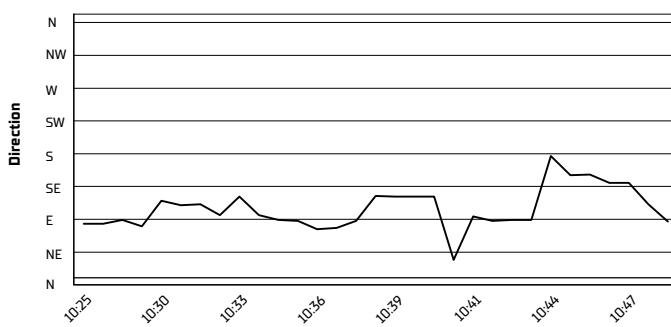
**Humidity**



**Wind Speed**



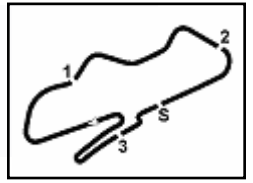
**Wind Direction**



16/07/2022

These data/results cannot be reproduced, stored and/or transmitted in whole or in part by any manner of electronic, mechanical, photocopying, recording, broadcasting or otherwise now known or herein after developed without the previous express consent by the copyright owner, except for reproduction in daily press and regular printed publications on sale to the public within 60 days of the event related to those data/results and always provided that copyright symbol appears together as follows below.

© DORNA WSBK ORGANIZATION Srl 2022


**Prosecco DOC UK Round, 15-17 July 2022**  
**Superpole Ranking**

	2019	2020	2021	2022
<b>01 Aragon</b>	Gradinger (Aut) Yam 1'53.972 (160,4 Km/h)	Locatelli (Ita) Yam 1'53.003 (161,7 Km/h)	Cluzel (Fra) Yam 1'52.937 (161,8 Km/h)	Baldassarri (Ita) Yam 1'52.706 (162,2 Km/h)
<b>02 Assen</b>	Krummenacher (Sui) Yam 1'38.010 (166,8 Km/h)		Aegerter (Sui) Yam 1'37.222 (168,2 Km/h)	Aegerter (Sui) Yam 1'36.906 (168,7 Km/h)
<b>03 Estoril</b>		Locatelli (Ita) Yam 1'39.520 (151,3 Km/h)	Caricasulo (Ita) Yam 1'39.973 (150,6 Km/h)	Aegerter (Sui) Yam 1'39.046 (152,0 Km/h)
<b>04 Misano</b>	Mahias (Fra) Kaw 1'38.909 (147,8 Km/h)		Aegerter (Sui) Yam 1'37.726 (149,6 Km/h)	Aegerter (Sui) Yam 1'37.173 (150,4 Km/h)
<b>05 Donington</b>	Caricasulo (Ita) Yam 1'31.092 (158,9 Km/h)			Aegerter (Sui) Yam 1'29.961 (160,9 Km/h)
<b>06 Most</b>			Gonzalez (Esp) Yam 1'35.213 (159,3 Km/h)	
<b>07 Magny-Cours</b>	Smith (Gbr) Kaw 1'56.287 (136,6 Km/h)	Smith (Gbr) Yam 1'49.318 (145,3 Km/h)	Bernardi (Smr) Yam 1'40.330 (158,3 Km/h)	
<b>08 Barcelona</b>		Locatelli (Ita) Yam 1'44.958 (158,7 Km/h)	Gonzalez (Esp) Yam 1'44.593 (159,3 Km/h)	
<b>09 Portimao</b>	Caricasulo (Ita) Yam 1'44.220 (158,6 Km/h)	Locatelli (Ita) Yam 1'44.627 (158,0 Km/h)	Cluzel (Fra) Yam 1'43.908 (159,1 Km/h)	
<b>10 Villicum</b>	Perolari (Fra) Yam 1'45.993 (145,2 Km/h)		Cluzel (Fra) Yam 1'41.740 (151,3 Km/h)	
<b>11 Mandalika</b>			Aegerter (Sui) Yam 1'36.288 (160,8 Km/h)	
<b>12 Phillip Island</b>	Caricasulo (Ita) Yam 1'32.604 (172,8 Km/h)	Locatelli (Ita) Yam 1'32.176 (173,6 Km/h)		

**2022**

- 4** D. Aegerter  
**1** L. Baldassarri

**ALL TIMES**

- |                          |                          |                          |
|--------------------------|--------------------------|--------------------------|
| <b>34</b> K. Sofuoglu    | <b>3</b> S. Cortese      | <b>1</b> C. Davies       |
| <b>24</b> J. Cluzel      | <b>3</b> K. Curtain      | <b>1</b> M. Fabrizio     |
| <b>22</b> S. Charpentier | <b>3</b> I. MacPherson   | <b>1</b> T. Gradinger    |
| <b>17</b> B. Parkes      | <b>3</b> A. Pitt         | <b>1</b> C. Jones        |
| <b>15</b> K. Muggeridge  | <b>3</b> D. Salom        | <b>1</b> C. Kellner      |
| <b>14</b> F. Foret       | <b>3</b> R. Xaus         | <b>1</b> B. MacLeod      |
| <b>14</b> S. Lowes       | <b>2</b> P. Bontempi     | <b>1</b> F. Marino       |
| <b>10</b> C. Crutchlow   | <b>2</b> M. Gonzalez     | <b>1</b> M. Meregalli    |
| <b>9</b> F. Caricasulo   | <b>2</b> V. Guareschi    | <b>1</b> S. Morais       |
| <b>8</b> D. Aegerter     | <b>2</b> M. Lagrive      | <b>1</b> P. Oetti        |
| <b>8</b> L. Mahias       | <b>2</b> J. Lascorz      | <b>1</b> C. Perolari     |
| <b>7</b> A. Locatelli    | <b>2</b> M. Pirro        | <b>1</b> P. Riba         |
| <b>6</b> S. Chambon      | <b>2</b> L. Scassa       | <b>1</b> S. Sanna        |
| <b>6</b> E. Laverty      | <b>2</b> K. Smith        | <b>1</b> L. Stapleford   |
| <b>5</b> P. Casoli       | <b>2</b> J. Teuchert     | <b>1</b> N. Tuuli        |
| <b>5</b> K. Fujiwara     | <b>2</b> M. van der Mark | <b>1</b> J. Vd Goorbergh |
| <b>5</b> P. Jacobsen     | <b>1</b> L. Baldassarri  | <b>1</b> J. Whitham      |
| <b>5</b> C. Vermeulen    | <b>1</b> L. Bernardi     |                          |
| <b>4</b> R. Krummenacher | <b>1</b> K. Coghlan      |                          |

16/07/2022

These data/results cannot be reproduced, stored and/or transmitted in whole or in part by any manner of electronic, mechanical, photocopying, recording, broadcasting or otherwise now known or herein after developed without the previous express consent by the copyright owner, except for reproduction in daily press and regular printed publications on sale to the public within 60 days of the event related to those data/results and always provided that copyright symbol appears together as follows below.

© DORNA WSBK ORGANIZATION Srl 2022

