

Misano Circuit Sic 58 4.226 m

Pirelli Emilia-Romagna Round, 10-12 June 2022

Chronological Analysis Race 1

Start at 14:00'13.240

1 / 5

1° 19 A. BAUTISTA [1'34.221]							
Lap	Seg1	Seg2	Seg3	Seg4	Lap Time	km/h	Local Time
1		22.367	25.883	21.304	1'40.137	275,5	14:01'53.377
2	25.612	22.181	25.949	21.324	1'35.066	276,9	14:03'28.443
3	25.926	22.233	25.807	21.177	1'35.143	278,4	14:05'03.586
4	25.954	22.039	25.909	21.183	1'35.085	276,9	14:06'38.671
5	25.477	22.129	25.605	21.160	1'34.371	276,9	14:08'13.042
6	25.721	22.104	25.718	21.200	1'34.743	279,1	14:09'47.785
7	25.660	22.092	25.770	21.157	1'34.679	279,1	14:11'22.464
8	25.678	22.101	25.814	21.141	1'34.734	276,9	14:12'57.198
9	25.709	22.055	25.553	21.160	1'34.477	280,5	14:14'31.675
10	25.621	22.313	25.584	21.147	1'34.665	279,1	14:16'06.340
11	25.631	22.182	25.644	21.153	1'34.610	278,4	14:17'40.950
12	25.575	22.099	25.644	21.176	1'34.494	279,8	14:19'15.444
13	25.669	22.032	25.972	21.196	1'34.869	278,4	14:20'50.313
14	25.632	22.047	25.968	21.241	1'34.888	277,6	14:22'25.201
15	25.595	22.076	25.736	21.164	1'34.571	275,5	14:23'59.772
16	25.538	22.051	25.557	21.218	1'34.364	277,6	14:25'34.136
17	25.637	22.021	25.597	21.226	1'34.481	277,6	14:27'08.617
18	25.513	22.013	25.516	21.179	1'34.221	276,2	14:28'42.838
19	25.594	21.999	25.664	21.260	1'34.517	277,6	14:30'17.355
20	25.563	22.090	25.760	21.268	1'34.681	278,4	14:31'52.036
21	25.726	22.169	25.919	22.051	1'35.865	277,6	14:33'27.901

Race Time 33'14.661

2° 65 J. REA [1'34.481]							
Lap	Seg1	Seg2	Seg3	Seg4	Lap Time	km/h	Local Time
1		22.279	25.979	21.434	1'40.416	265,4	14:01'53.656
2	25.505	22.141	26.143	21.134	1'34.923	271,4	14:03'28.579
3	25.590	22.157	25.787	21.189	1'34.723	266,7	14:05'03.302
4	25.635	22.207	25.875	21.209	1'34.926	264,7	14:06'38.228
5	25.496	22.175	25.785	21.250	1'34.706	264,1	14:08'12.934
6	25.533	22.131	25.764	21.316	1'34.744	265,4	14:09'47.678
7	25.465	22.187	25.734	21.239	1'34.625	268,0	14:11'22.303
8	25.569	22.270	25.696	21.244	1'34.779	267,3	14:12'57.082
9	25.469	22.138	25.641	21.233	1'34.481	267,3	14:14'31.563
10	25.501	22.143	25.639	21.265	1'34.548	266,7	14:16'06.111
11	25.526	22.063	25.736	21.299	1'34.624	265,4	14:17'40.735
12	25.489	22.188	25.659	21.318	1'34.654	266,0	14:19'15.389
13	25.538	22.059	26.387	21.238	1'35.222	268,0	14:20'50.611
14	25.541	22.150	25.783	21.329	1'34.803	269,3	14:22'25.414
15	25.534	22.253	25.742	21.325	1'34.854	270,7	14:24'00.268
16	25.548	22.202	25.688	21.375	1'34.813	268,7	14:25'35.081
17	25.664	22.251	25.843	21.497	1'35.255	268,0	14:27'10.336
18	25.686	22.289	25.895	21.414	1'35.284	268,0	14:28'45.620
19	25.731	22.286	25.923	21.672	1'35.612	268,0	14:30'21.232
20	25.796	22.536	25.901	21.472	1'35.705	267,3	14:31'56.937
21	25.779	22.466	26.287	21.560	1'36.092	266,0	14:33'33.029

Race Time 33'19.789

3° 21 M. RINALDI [1'34.808]							
Lap	Seg1	Seg2	Seg3	Seg4	Lap Time	km/h	Local Time
1		22.341	25.878	21.249	1'40.544	273,4	14:01'53.784
2	25.744	22.215	25.896	21.288	1'35.143	274,1	14:03'28.927
3	25.825	22.436	25.833	21.335	1'35.429	275,5	14:05'04.356
4	25.840	22.178	25.848	21.241	1'35.107	275,5	14:06'39.463
5	25.805	22.227	25.884	21.295	1'35.211	273,4	14:08'14.674
6	25.775	22.184	25.800	21.353	1'35.112	274,8	14:09'49.786
7	25.781	22.203	25.867	21.243	1'35.094	274,8	14:11'24.880
8	25.915	22.179	25.839	21.249	1'35.182	274,8	14:13'00.062
9	25.663	22.240	25.908	21.283	1'35.094	272,7	14:14'35.156
10	25.756	22.202	25.786	21.259	1'35.003	274,1	14:16'10.159
11	25.774	22.151	25.868	21.265	1'35.058	274,8	14:17'45.217
12	25.737	22.201	25.835	21.327	1'35.100	274,8	14:19'20.317
13	25.765	22.140	25.850	21.265	1'35.020	273,4	14:20'55.337

11/06/2022 P = Pits In/Dut - C = Lap Time Cancelled

These data/results cannot be reproduced, stored and/or transmitted in whole or in part by any manner of electronic, mechanical, photocopying, recording, broadcasting or otherwise now known or herein after developed without the previous express consent by the copyright owner, except for reproduction in daily press and regular printed publications on sale to the public within 60 days of the event related to those data/results and always provided that copyright symbol appears together as follows below.

© DORNA WSBK ORGANIZATION Srl 2022

14	25.831	22.283	25.898	21.281	1'35.293	272,7	14:22'30.630
15	25.715	22.161	25.826	21.124	1'34.826	273,4	14:24'05.456
16	25.690	22.113	25.732	21.273	1'34.808	272,7	14:25'40.264
17	25.674	22.091	25.808	21.283	1'34.856	272,7	14:27'15.120
18	25.759	22.145	25.725	21.287	1'34.916	272,7	14:28'50.036
19	25.750	22.155	25.755	21.300	1'34.960	273,4	14:30'24.996
20	25.775	22.225	25.940	21.325	1'35.265	273,4	14:32'00.261
21	25.846	22.262	26.195	21.626	1'35.929	273,4	14:33'36.190

Race Time 33'22.950

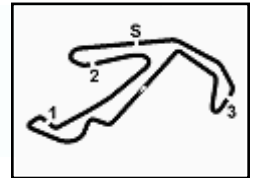
4° 47 A. BASSANI [1'34.806]							
Lap	Seg1	Seg2	Seg3	Seg4	Lap Time	km/h	Local Time
1		22.287	25.906	21.260	1'40.871	276,2	14:01'54.111
2	25.729	22.098	25.890	21.169	1'34.886	277,6	14:03'28.997
3	25.961	22.090	25.612	21.143	1'34.806	276,9	14:05'03.803
4	25.952	22.066	26.033	21.243	1'35.294	276,9	14:06'39.097
5	25.739	22.103	25.912	21.181	1'34.935	274,1	14:08'14.032
6	25.785	22.047	25.956	21.186	1'34.974	274,1	14:09'49.006
7	25.828	22.116	25.869	21.131	1'34.944	276,2	14:11'23.950
8	25.784	22.125	26.025	21.176	1'35.110	274,1	14:12'59.060
9	25.796	22.173	26.061	21.327	1'35.357	273,4	14:14'34.417
10	25.859	22.182	26.113	21.250	1'35.404	272,7	14:16'09.821
11	25.837	22.176	25.928	21.167	1'35.108	272,7	14:17'44.929
12	25.768	22.136	26.097	21.476	1'35.477	273,4	14:19'20.406
13	25.981	22.167	25.950	21.219	1'35.317	275,5	14:20'55.723
14	25.842	22.186	26.005	21.175	1'35.208	274,8	14:22'30.931
15	25.871	22.126	25.987	21.177	1'35.161	274,8	14:24'06.092
16	25.862	22.090	26.012	21.239	1'35.203	274,1	14:25'41.295
17	25.801	22.093	26.024	21.256	1'35.174	275,5	14:27'16.469
18	25.867	22.180	26.155	21.271	1'35.473	274,8	14:28'51.942
19	26.010	22.064	26.042	21.286	1'35.402	275,5	14:30'27.344
20	25.891	22.123	26.184	21.325	1'35.523	273,4	14:32'02.867
21	25.844	22.165	26.196	21.244	1'35.449	274,1	14:33'38.316

Race Time 33'25.076

5° 22 A. LOWES [1'34.795]							
Lap	Seg1	Seg2	Seg3	Seg4	Lap Time	km/h	Local Time
1		22.626	25.782	21.512	1'40.877	272,0	14:01'54.117
2	27.292	22.328	25.816	21.263	1'36.699	271,4	14:03'30.816
3	25.743	22.339	25.888	21.240	1'35.210	270,0	14:05'06.026
4	25.772	22.100	25.902	21.324	1'35.098	270,7	14:06'41.124
5	25.860	22.277	25.781	21.254	1'35.172	270,7	14:08'16.296
6	25.902	22.226	25.708	21.219	1'35.055	273,4	14:09'51.351
7	25.989	22.308	25.825	21.282	1'35.404	270,7	14:11'26.755
8	25.702	22.160	25.744	21.300	1'34.906	273,4	14:13'01.661
9	25.847	22.152	25.866	21.251	1'35.116	274,1	14:14'36.777
10	25.758	22.203	25.852	21.333	1'35.146	270,0	14:16'11.923
11	25.815	22.109	25.907	21.236	1'35.067	271,4	14:17'46.990
12	25.667	22.154	25.774	21.200	1'34.795	273,4	14:19'21.785
13	25.760	22.241	25.948	21.259	1'35.208	272,0	14:20'56.993
14	25.852	22.248	25.888	21.347	1'35.335	272,7	14:22'32.328
15	25.980	22.142	25.904	21.276	1'35.302	272,7	14:24'07.630
16	25.842	22.186	26.041	21.240	1'35.309	270,7	14:25'42.939
17	25.877	22.116	25.999	21.256	1'35.248	271,4	14:27'18.187
18	25.765	22.176	25.939	21.354	1'35.234	270,0	14:28'53.421
19	25.960	22.045	25.829	21.269	1'35.103	271,4	14:30'28.524
20	25.802	22.117	25.860	21.611	1'35.390	270,7	14:32'03.914
21	25.984	22.394	26.123	21.374	1'35.875	270,7	14:33'39.789

Race Time 33'26.549

6° 55 A. LOCATELLI [1'34.921]							
Lap	Seg1	Seg2	Seg3	Seg4	Lap Time	km/h	Local Time
1		22.639	26.013	21.252	1'41.127	273,4	14:01'54.367
2	25.648	22.263	25.954	21.273	1'35.138	270,7	14:03'29.505
3	25.744	22.311	25.874	21.305	1'35.234	272,7	14:05'04.739
4	25.715	22.283	25.881	21.297	1'35.176	272,0	14:06'3



Pirelli Emilia-Romagna Round, 10-12 June 2022
Chronological Analysis Race 1

Misano Circuit Sic 58 4.226 m

Start at 14:00'13.240

2 / 5

5	25.728	22.374	25.918	21.332	1'35.352	272,0	14:08'15.267
6	25.842	22.325	25.842	21.317	1'35.326	270,0	14:09'50.593
7	25.594	22.325	25.832	21.255	1'35.006	272,0	14:11'25.599
8	25.650	22.178	25.847	21.246	1'34.921	272,0	14:13'00.520
9	25.662	22.266	25.928	21.237	1'35.093	270,0	14:14'35.613
10	25.720	22.407	25.940	21.208	1'35.275	272,0	14:16'10.888
11	25.781	22.336	25.987	21.286	1'35.390	270,7	14:17'46.278
12	25.689	22.299	25.943	21.303	1'35.234	270,0	14:19'21.512
13	25.818	22.283	25.971	21.320	1'35.392	270,0	14:20'56.904
14	25.717	22.299	25.916	21.387	1'35.319	269,3	14:22'32.223
15	26.321	22.345	26.026	21.309	1'36.001	272,7	14:24'08.224
16	25.879	22.324	26.036	21.261	1'35.500	271,4	14:25'43.724
17	25.768	22.307	26.152	21.387	1'35.614	272,0	14:27'19.338
18	25.862	22.303	26.163	21.276	1'35.604	270,0	14:28'54.942
19	25.846	22.294	25.957	21.400	1'35.497	269,3	14:30'30.199
20	25.638	22.190	25.979	21.256	1'35.063	270,7	14:32'05.502
21	25.783	22.343	26.209	21.384	1'35.719	270,0	14:33'41.221

Race Time 33'27.981

7° 97 X. VIERGE [1'35.054]

Lap	Seg.1	Seg.2	Seg.3	Seg.4	Lap Time	km/h	Local Time
1		22.428	26.042	21.327	1'41.419	279,8	14:01'54.659
2	25.759	22.259	25.739	21.343	1'35.100	276,2	14:03'29.759
3	25.765	22.372	25.782	21.334	1'35.253	276,2	14:05'05.012
4	25.850	22.350	26.030	21.409	1'35.639	274,8	14:06'40.651
5	25.816	22.277	25.889	21.386	1'35.368	273,4	14:08'16.019
6	25.679	22.265	25.954	21.322	1'35.220	272,7	14:09'51.239
7	25.732	22.300	25.871	21.316	1'35.219	274,1	14:11'26.458
8	25.722	22.209	25.796	21.327	1'35.054	272,0	14:13'01.512
9	25.771	22.177	25.877	21.756	1'35.581	273,4	14:14'37.093
10	25.830	22.234	25.938	21.351	1'35.353	273,4	14:16'12.446
11	25.911	22.308	26.111	21.376	1'35.706	272,0	14:17'48.152
12	25.625	22.261	25.884	21.405	1'35.175	272,0	14:19'23.327
13	25.730	22.240	26.081	21.380	1'35.431	270,0	14:20'58.758
14	25.687	22.274	26.064	21.337	1'35.362	271,4	14:22'34.120
15	25.825	22.312	25.992	21.374	1'35.503	272,0	14:24'09.623
16	25.704	22.322	25.990	21.402	1'35.418	272,0	14:25'45.041
17	25.873	22.174	26.052	21.392	1'35.491	271,4	14:27'20.532
18	25.750	22.232	25.922	21.302	1'35.206	274,1	14:28'55.738
19	25.835	22.232	25.913	21.376	1'35.356	274,8	14:30'31.094
20	25.795	22.289	26.031	21.309	1'35.424	273,4	14:32'06.518
21	25.873	22.373	26.001	21.532	1'35.779	274,1	14:33'42.297

Race Time 33'29.057

8° 31 G. GERLOFF [1'35.053]

Lap	Seg.1	Seg.2	Seg.3	Seg.4	Lap Time	km/h	Local Time
1		22.587	25.971	21.740	1'42.257	270,7	14:01'55.497
2	26.106	22.475	25.629	21.570	1'35.780	270,7	14:03'31.277
3	25.753	22.587	25.790	21.192	1'35.322	268,7	14:05'06.599
4	25.668	22.373	25.815	21.197	1'35.053	267,3	14:06'41.652
5	25.684	22.460	25.880	21.213	1'35.237	268,0	14:08'16.889
6	25.711	22.367	25.765	21.339	1'35.182	268,7	14:09'52.071
7	25.657	22.398	25.794	21.245	1'35.094	270,0	14:11'27.165
8	25.799	22.320	25.743	21.774	1'35.636	268,7	14:13'02.801
9	25.802	22.265	25.762	21.364	1'35.193	268,7	14:14'37.994
10	25.693	22.338	25.877	21.339	1'35.247	268,0	14:16'13.241
11	25.696	22.357	25.971	21.441	1'35.465	269,3	14:17'48.706
12	25.660	22.380	25.829	21.432	1'35.301	269,3	14:19'24.007
13	25.661	22.316	25.943	21.247	1'35.167	269,3	14:20'59.174
14	25.843	22.340	25.811	21.272	1'35.266	268,7	14:22'34.440
15	25.728	22.485	25.814	21.298	1'35.325	270,7	14:24'09.765
16	25.775	22.401	25.976	21.410	1'35.562	268,7	14:25'45.327
17	25.755	22.448	25.938	21.390	1'35.531	271,4	14:27'20.858
18	25.712	22.484	25.872	21.372	1'35.440	270,0	14:28'56.298
19	25.745	22.360	25.830	21.317	1'35.252	270,0	14:30'31.550

11/06/2022 P = Pits In/Out - C = Lap Time Cancelled

These data/results cannot be reproduced, stored and/or transmitted in whole or in part by any manner of electronic, mechanical, photocopying, recording, broadcasting or otherwise now known or herein after developed without the previous express consent by the copyright owner, except for reproduction in daily press and regular printed publications on sale to the public within 60 days of the event related to those data/results and always provided that copyright symbol appears together as follows below.

© DORNA WSBK ORGANIZATION Srl 2022

9° 7 I. LECUONA [1'35.089]

Lap	Seg.1	Seg.2	Seg.3	Seg.4	Lap Time	km/h	Local Time
1		22.650	26.130	21.455	1'42.520	272,7	14:01'55.760
2	26.402	22.593	25.806	21.280	1'36.081	271,4	14:03'31.841
3	25.804	22.414	25.879	21.333	1'35.430	270,7	14:05'07.271
4	25.703	22.603	25.973	21.286	1'35.565	272,0	14:06'42.836
5	25.760	22.412	25.945	21.265	1'35.382	268,7	14:08'18.218
6	25.786	22.300	26.117	21.358	1'35.561	268,0	14:09'53.779
7	25.625	22.392	25.953	21.387	1'35.357	269,3	14:11'29.136
8	25.749	22.377	25.920	21.270	1'35.316	269,3	14:13'04.452
9	25.703	22.480	26.094	21.309	1'35.586	268,0	14:14'40.038
10	25.800	22.502	26.011	21.394	1'35.707	268,7	14:16'15.745
11	25.798	22.530	25.916	21.300	1'35.544	269,3	14:17'51.289
12	25.670	22.442	25.829	21.323	1'35.264	268,0	14:19'26.553
13	25.758	22.305	25.921	21.180	1'35.164	268,0	14:21'01.717
14	25.611	22.323	25.918	21.237	1'35.089	269,3	14:22'36.806
15	25.698	22.467	25.954	21.343	1'35.462	270,0	14:24'12.268
16	25.655	22.343	25.932	21.328	1'35.258	269,3	14:25'47.526
17	25.790	22.419	25.885	21.304	1'35.398	268,0	14:27'22.924
18	25.756	22.417	25.913	21.286	1'35.372	270,7	14:28'58.296
19	25.780	22.390	25.914	21.294	1'35.378	268,7	14:30'33.674
20	25.837	22.522	26.315	21.542	1'36.216	268,0	14:32'09.890
21	26.168	22.757	26.702	22.352	1'37.979	267,3	14:33'47.869

Race Time 33'34.629

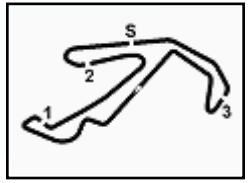
10° 45 S. REDDING [1'35.341]

Lap	Seg.1	Seg.2	Seg.3	Seg.4	Lap Time	km/h	Local Time
1		22.648	26.118	21.411	1'42.651	274,1	14:01'55.891
2	26.474	22.560	25.942	21.321	1'36.297	270,7	14:03'32.188
3	25.951	22.545	25.939	21.587	1'36.022	272,0	14:05'08.210
4	25.886	22.367	26.174	21.582	1'36.009	271,4	14:06'44.219
5	25.706	22.334	25.878	21.423	1'35.341	268,0	14:08'19.560
6	25.719	22.424	25.854	21.431	1'35.428	268,7	14:09'54.988
7	25.798	22.388	25.954	21.372	1'35.512	269,3	14:11'30.500
8	25.812	22.401	25.899	21.465	1'35.577	268,7	14:13'06.077
9	25.840	22.412	25.961	21.474	1'35.687	268,0	14:14'41.764
10	25.844	22.368	25.880	21.675	1'35.767	268,0	14:16'17.531
11	25.867	22.516	25.960	21.489	1'35.832	268,0	14:17'53.363
12	25.812	22.733	26.020	21.525	1'36.090	268,0	14:19'29.453
13	25.880	22.414	26.024	21.482	1'35.800	268,0	14:21'05.253
14	25.835	22.503	26.096	21.604	1'36.038	268,0	14:22'41.291
15	25.964	22.604	26.093	21.512	1'36.173	268,0	14:24'17.464
16	25.946	22.530	26.235	21.572	1'36.283	267,3	14:25'53.747
17	25.969	22.469	26.126	21.531	1'36.095	267,3	14:27'29.842
18	25.866	22.381	26.115	21.506	1'35.868	267,3	14:29'05.710
19	25.865	22.290	25.976	21.532	1'35.663	268,0	14:30'41.373
20	25.921	22.399	26.001	21.639	1'35.960	267,3	14:32'17.333
21	25.948	22.522	26.538	21.968	1'36.976	268,0	14:33'54.309

Race Time 33'41.069

11° 2 R. TAMBURINI [1'36.034]

Lap	Seg.1	Seg.2	Seg.3	Seg.4	Lap Time	km/h	Local Time
1		22.881	26.148	21.561	1'43.679	268,7	14:01'56.919
2	26.034	22.639	26.284	21.631	1'36.588	270,0	14:03'33.507
3	26.049	22.482	26.192	21.529	1'36.252	270,0	14:05'09.759
4	25.977	22.483	26.177	21.523	1'36.160	268,7	14:06'45.919
5	25.999	22.535	26.167	21.568	1'36.269	267,3	14:08'22.188
6	25.990	22.496	26.274	21.500	1'36.260	271,4	14:09'58.448
7	26.026	22.427	26.132	21.506	1'36.091	269,3	14:11'34.539
8	26.085	22.452	26.131	21.663	1'36.331	272,0	14:13'10.870
9	26.081	22.484	26.288	21.492	1'36.345	268,7	14:14'47.215
10	25.968	22.487	26.301	21.551	1'36.307	272,0	14:16'23.522



Pirelli Emilia-Romagna Round, 10-12 June 2022

Chronological Analysis Race 1

Misano Circuit Sic 58 4.226 m

Start at 14:00'13.240

3 / 5

11	25.964	22.386	26.171	21.513	1'36.034	267,3	14:17'59.556	2	26.231	22.812	26.268	21.488	1'36.799	277,6	14:03'35.134
12	25.849	22.424	26.200	21.623	1'36.096	267,3	14:19'35.652	3	26.199	22.609	26.283	21.615	1'36.706	274,8	14:05'11.840
13	25.891	22.502	26.239	21.613	1'36.245	267,3	14:21'11.897	4	26.149	22.479	26.417	21.469	1'36.514	274,1	14:06'48.354
14	25.926	22.407	26.368	21.546	1'36.247	266,0	14:22'48.144	5	26.001	22.504	26.471	21.623	1'36.599	270,7	14:08'24.953
15	25.926	22.465	26.331	21.628	1'36.350	268,0	14:24'24.494	6	26.130	22.497	26.320	22.066	1'37.013	274,1	14:10'01.966
16	25.976	22.603	26.281	21.636	1'36.496	267,3	14:26'00.990	7	26.290	22.624	26.402	21.533	1'36.849	274,8	14:11'38.815
17	26.000	22.506	26.359	21.677	1'36.542	268,0	14:27'37.532	8	26.153	22.544	26.302	21.505	1'36.504	275,5	14:13'15.319
18	25.978	22.590	26.366	21.657	1'36.591	268,0	14:29'14.123	9	26.061	22.698	26.390	21.472	1'36.621	275,5	14:14'51.940
19	26.097	22.550	26.302	21.666	1'36.615	266,0	14:30'50.738	10	26.150	22.586	26.418	21.504	1'36.658	276,2	14:16'28.598
20	25.964	22.502	26.436	21.710	1'36.612	266,7	14:32'27.350	11	26.113	22.527	26.515	21.579	1'36.734	273,4	14:18'05.332
21	26.301	23.056	26.854	21.995	1'38.206	260,2	14:34'05.556	12	26.130	22.659	26.471	21.575	1'36.835	276,9	14:19'42.167

Race Time 33'52.316

12° 3 K. NOZANE [1'36.083]

Lap	Seg1	Seg2	Seg3	Seg4	Lap Time	km/h	Local Time
1		22.549	26.132	21.731	1'42.193	269,3	14:01'55.433
2	26.765	23.014	26.221	21.589	1'37.589	269,3	14:03'33.022
3	26.017	22.587	26.037	21.514	1'36.155	268,7	14:05'09.177
4	26.013	22.613	26.135	21.540	1'36.301	266,0	14:06'45.478
5	26.114	22.535	26.217	21.541	1'36.407	263,4	14:08'21.885
6	26.088	22.647	26.152	21.540	1'36.427	265,4	14:09'58.312
7	25.998	22.473	26.090	21.522	1'36.083	266,7	14:11'34.395
8	26.065	22.496	26.108	21.581	1'36.250	266,7	14:13'10.645
9	26.006	22.519	26.211	21.544	1'36.280	265,4	14:14'46.925
10	26.079	22.583	26.137	21.495	1'36.294	265,4	14:16'23.219
11	26.073	22.834	26.203	21.546	1'36.656	268,0	14:17'59.875
12	25.989	22.483	26.156	21.579	1'36.207	266,7	14:19'36.082
13	26.047	22.450	26.231	21.591	1'36.319	268,0	14:21'12.401
14	26.078	22.735	26.348	21.561	1'36.722	266,0	14:22'49.123
15	26.173	22.817	26.318	21.549	1'36.857	266,7	14:24'25.980
16	26.250	22.718	26.228	21.578	1'36.774	266,7	14:26'02.754
17	26.113	22.698	26.501	21.679	1'36.991	266,7	14:27'39.745
18	26.261	22.720	26.174	21.532	1'36.687	266,7	14:29'16.432
19	26.185	22.847	26.432	21.654	1'37.118	265,4	14:30'53.550
20	26.357	22.616	26.834	21.657	1'37.464	260,2	14:32'31.014
21	26.444	22.727	26.441	21.785	1'37.397	265,4	14:34'08.411

Race Time 33'55.171

13° 50 E. LAVERTY [1'36.367]

Lap	Seg1	Seg2	Seg3	Seg4	Lap Time	km/h	Local Time
1		22.826	26.233	21.526	1'43.978	277,6	14:01'57.218
2	26.133	22.455	26.282	21.696	1'36.566	279,8	14:03'33.784
3	26.255	22.528	26.197	21.614	1'36.594	274,1	14:05'10.378
4	26.155	22.384	26.210	21.650	1'36.399	275,5	14:06'46.777
5	26.050	22.483	26.155	21.679	1'36.367	274,1	14:08'23.144
6	26.190	22.589	26.262	21.686	1'36.727	272,0	14:09'59.871
7	26.222	22.621	26.214	21.711	1'36.768	271,4	14:11'36.639
8	26.196	22.518	26.296	21.693	1'36.703	270,7	14:13'13.342
9	26.068	22.618	26.172	21.695	1'36.553	273,4	14:14'49.895
10	26.267	22.675	26.242	21.752	1'36.936	272,0	14:16'26.831
11	26.314	22.552	26.262	21.802	1'36.930	271,4	14:18'03.761
12	26.176	22.562	26.186	21.716	1'36.640	270,7	14:19'40.401
13	26.241	22.515	26.173	21.735	1'36.664	272,7	14:21'17.065
14	26.108	22.432	26.371	21.710	1'36.621	272,7	14:22'53.686
15	26.168	22.477	26.150	21.726	1'36.521	272,7	14:24'30.207
16	26.146	22.534	26.164	21.600	1'36.444	272,7	14:26'06.651
17	26.189	22.572	26.220	21.686	1'36.667	272,7	14:27'43.318
18	26.101	22.519	26.185	21.658	1'36.463	273,4	14:29'19.781
19	26.142	22.537	26.231	21.670	1'36.580	272,0	14:30'56.361
20	26.213	22.486	26.219	21.584	1'36.502	274,8	14:32'32.863
21	26.287	22.428	26.202	21.816	1'36.733	274,1	14:34'09.596

Race Time 33'56.356

14° 29 L. BERNARDI [1'36.216]

Lap	Seg1	Seg2	Seg3	Seg4	Lap Time	km/h	Local Time
1		23.194	26.212	21.715	1'45.095	279,8	14:01'58.335

15° 76 L. BAZ [1'35.893]

Lap	Seg1	Seg2	Seg3	Seg4	Lap Time	km/h	Local Time	
1			22.653	26.051	21.584	1'42.422	272,0	14:01'55.662
2	26.347	22.417	25.917	21.427	1'36.108	269,3	14:03'31.770	
3	26.190	22.434	26.067	21.527	1'36.218	269,3	14:05'07.988	
4	25.893	22.431	26.589	21.589	1'36.502	268,7	14:06'44.490	
5	26.346	22.449	26.137	21.461	1'36.393	265,4	14:08'20.883	
6	25.940	22.510	26.207	21.509	1'36.166	266,7	14:09'57.049	
7	25.897	22.475	26.540	21.438	1'36.350	265,4	14:11'33.399	
8	25.862	22.412	26.256	21.460	1'35.990	268,0	14:13'09.389	
9	25.897	22.407	26.226	21.614	1'36.144	268,0	14:14'45.533	
10	25.864	22.430	26.143	21.456	1'35.893	268,7	14:16'21.426	
11	26.142	22.503	26.223	21.480	1'36.348	268,0	14:17'57.774	
12	25.939	22.400	26.321	21.373	1'36.033	266,7	14:19'33.807	
13	25.859	22.434	26.337	21.443	1'36.073	266,0	14:21'09.880	
14	25.943	22.693	26.346	21.410	1'36.392	266,0	14:22'46.272	
15	25.990	22.366	26.350	21.455	1'36.161	268,7	14:24'22.433	
16	25.939	22.523	26.182	21.469	1'36.113	267,3	14:25'58.546	
17	25.987	22.425	26.366	21.486	1'36.264	265,4	14:27'34.810	
18	26.261	22.846	26.997	21.913	1'38.017	251,7	14:29'12.827	
19	26.547	23.522	27.200	22.455	1'39.724	238,9	14:30'52.551	
20	26.672	24.086	27.462	22.107	1'40.327	232,8	14:32'32.878	
21	26.460	23.576	27.738	22.317	1'40.091	230,8	14:34'12.969	

Race Time 33'59.729

16° 53 T. RABAT [1'36.322]

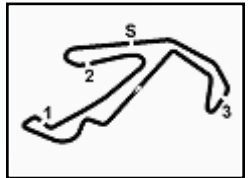
Lap	Seg1	Seg2	Seg3	Seg4	Lap Time	km/h	Local Time	
1			23.699	26.241	21.830	1'45.360	270,0	14:01'58.600
2	26.188	22.911	26.281	21.538	1'36.918	267,3	14:03'35.518	
3	26.074	22.581	26.331	21.622	1'36.608	268,7	14:05'12.126	
4	26.053	22.636	26.322	21.616	1'36.627	266,0	14:06'48.753	
5	26.076	22.491	26.483	21.494	1'36.544	266,0	14:08'25.297	
6	26.037	22.583	26.376	21.596	1'36.592	266,7	14:10'01.889	
7	25.911	22.693	26.443	21.520	1'36.567	265,4	14:11'38.456	
8	26.008	22.641	26.407	21.551	1'36.607	266,0	14:13'15.063	
9	25.995	22.693	26.446	21.557	1'36.691	264,1	14:14'51.754	
10	26.000	22.614	26.419	21.532	1'36.565	265,4	14:16'28.319	
11	26.034	22.655	26.387	21.600	1'36.676	265,4	14:18'04.995	
12	25.977	22.615	26.242	21.488	1'36.322	267,3	14:19'41.317	
13	26.226	22.659	26.559	21.501	1'36.945	267,3	14:21'18.262	
14	26.126	22.688	26.555	21.634	1'37.003	266,7	14:22'55.265	
15	26.177	22.600	26.408	21.528	1'36.713	266,7	14:24'31.978	
16	26.221	22.642	26.374	21.559	1'36.796	266,0	14:26'08.774	

11/06/2022

P = Pits In/Out - C = Lap Time Cancelled

These data/results cannot be reproduced, stored and/or transmitted in whole or in part by any manner of electronic, mechanical, photocopying, recording, broadcasting or otherwise now known or herein after developed without the previous express consent by the copyright owner, except for reproduction in daily press and regular printed publications on sale to the public within 60 days of the event related to those data/results and always provided that copyright symbol appears together as follows below.

© DORNA WSBK ORGANIZATION Srl 2022



Pirelli Emilia-Romagna Round, 10-12 June 2022
Chronological Analysis Race 1

Misano Circuit Sic 58 4.226 m

Start at 14:00'13.240

4 / 5

17	26.251	22.643	26.476	21.560	1'36.930	267,3	14:27'45.704	8	26.303	22.717	26.713	21.681	1'37.414	263,4	14:13'21.081
18	26.083	22.596	26.372	21.538	1'36.589	267,3	14:29'22.293	9	26.211	22.831	26.629	21.744	1'37.415	263,4	14:14'58.496
19	26.118	22.726	26.648	21.758	1'37.250	266,7	14:30'59.543	10	26.176	22.864	26.675	21.815	1'37.530	264,7	14:16'36.026
20	26.606	22.837	26.439	21.513	1'37.395	264,1	14:32'36.938	11	27.221	23.074	26.759	21.831	1'38.885	262,1	14:18'14.911
21	26.008	22.660	26.615	21.649	1'36.932	264,7	14:34'13.870	12	26.390	22.925	26.716	21.773	1'37.804	262,8	14:19'52.715

Race Time 34'00.630

17° 35 H. SYAHRIN [1'36.386]							
Lap	Seg1	Seg2	Seg3	Seg4	Lap Time	km/h	Local Time
1		23.131	26.311	21.645	1'44.271	268,0	14:01'57.511
2	26.039	22.629	26.305	21.557	1'36.530	268,7	14:03'34.041
3	26.172	22.718	26.187	21.489	1'36.566	269,3	14:05'10.607
4	26.162	22.640	26.327	21.584	1'36.713	268,0	14:06'47.320
5	25.945	22.649	26.275	21.643	1'36.512	266,7	14:08'23.832
6	25.924	22.726	26.215	21.521	1'36.386	268,7	14:10'00.218
7	26.060	22.727	26.169	21.644	1'36.600	270,7	14:11'36.818
8	26.289	22.725	26.260	21.650	1'36.924	267,3	14:13'13.742
9	26.053	22.744	26.166	21.542	1'36.505	267,3	14:14'50.247
10	26.136	22.851	26.218	21.703	1'36.908	268,7	14:16'27.155
11	26.185	22.708	26.273	21.644	1'36.810	269,3	14:18'03.965
12	26.217	22.680	26.197	21.629	1'36.723	268,0	14:19'40.688
13	26.165	22.629	26.247	21.560	1'36.601	268,0	14:21'17.289
14	26.226	22.639	26.447	21.677	1'36.989	266,7	14:22'54.278
15	26.078	22.651	26.292	21.720	1'36.741	266,0	14:24'31.019
16	26.128	22.681	26.410	21.679	1'36.898	265,4	14:26'07.917
17	26.169	22.607	26.466	21.724	1'36.966	267,3	14:27'44.883
18	26.086	22.719	26.463	21.786	1'37.054	263,4	14:29'21.937
19	26.155	22.770	26.743	21.866	1'37.534	264,7	14:30'59.471
20	26.932	22.840	26.402	21.676	1'37.850	266,7	14:32'37.321
21	26.371	22.898	26.815	21.916	1'38.000	267,3	14:34'15.321

Race Time 34'02.081

18° 37 I. MYKHALCHYK [1'36.783]							
Lap	Seg1	Seg2	Seg3	Seg4	Lap Time	km/h	Local Time
1		23.763	26.968	21.870	1'46.575	268,7	14:01'59.815
2	26.481	22.898	26.474	21.683	1'37.536	273,4	14:03'37.351
3	26.360	22.691	26.554	21.659	1'37.264	272,0	14:05'14.615
4	26.278	22.676	26.396	21.703	1'37.053	267,3	14:06'51.668
5	26.111	22.703	26.435	21.620	1'36.869	267,3	14:08'28.537
6	26.072	22.684	26.484	21.699	1'36.939	268,7	14:10'05.476
7	25.971	22.603	26.524	21.690	1'36.788	270,0	14:11'42.264
8	26.014	22.745	26.323	21.701	1'36.783	269,3	14:13'19.047
9	26.260	22.645	26.310	21.707	1'36.922	270,0	14:14'55.969
10	26.138	22.675	26.462	21.724	1'36.999	269,3	14:16'32.968
11	26.031	22.663	26.552	21.749	1'36.995	268,7	14:18'09.963
12	26.178	22.734	26.449	21.736	1'37.097	268,7	14:19'47.060
13	26.220	22.836	26.511	21.874	1'37.441	269,3	14:21'24.501
14	26.187	22.948	26.887	21.984	1'38.006	267,3	14:23'02.507
15	26.410	22.903	26.873	21.791	1'37.977	266,7	14:24'40.484
16	26.233	22.943	26.696	21.827	1'37.699	267,3	14:26'18.183
17	26.272	22.974	26.850	21.891	1'37.987	268,7	14:27'56.170
18	26.205	22.789	26.620	21.759	1'37.373	268,0	14:29'33.543
19	26.369	23.022	26.763	22.097	1'38.251	267,3	14:31'11.794
20	26.364	22.895	27.008	21.939	1'38.206	265,4	14:32'50.000
21	26.183	23.091	26.832	22.124	1'38.230	266,0	14:34'28.230

Race Time 34'14.990

19° 36 L. MERCADO [1'37.189]							
Lap	Seg1	Seg2	Seg3	Seg4	Lap Time	km/h	Local Time
1		23.151	26.347	21.711	1'44.806	266,0	14:01'58.046
2	26.162	24.465	26.554	21.803	1'38.984	268,0	14:03'37.030
3	26.186	23.003	26.428	21.733	1'37.350	264,7	14:05'14.380
4	26.280	23.064	26.527	21.755	1'37.626	265,4	14:06'52.006
5	26.219	22.764	26.463	21.743	1'37.189	265,4	14:08'29.195
6	26.157	22.802	26.565	21.707	1'37.231	264,7	14:10'06.426
7	26.314	22.779	26.468	21.680	1'37.241	264,1	14:11'43.667

11/06/2022 P = Pits In/Out - C = Lap Time Cancelled

These data/results cannot be reproduced, stored and/or transmitted in whole or in part by any manner of electronic, mechanical, photocopying, recording, broadcasting or otherwise now known or herein after developed without the previous express consent by the copyright owner, except for reproduction in daily press and regular printed publications on sale to the public within 60 days of the event related to those data/results and always provided that copyright symbol appears together as follows below.

© DORNA WSBK ORGANIZATION Srl 2022

13	26.298	23.038	30.391	22.101	1'41.828	168,8	14:21'34.543
14	26.564	23.090	27.109	21.871	1'38.634	262,8	14:23'13.177
15	26.354	22.893	26.913	21.779	1'37.939	262,8	14:24'51.116
16	26.336	22.930	26.988	21.847	1'38.101	262,1	14:26'29.217
17	26.297	22.897	26.823	21.888	1'37.905	262,1	14:28'07.122
18	26.330	22.883	26.865	21.892	1'37.970	264,1	14:29'45.092
19	26.232	22.858	26.700	21.779	1'37.569	262,1	14:31'22.661
20	26.370	22.795	26.670	21.752	1'37.587	263,4	14:33'00.248
21	26.138	22.878	26.589	21.793	1'37.398	264,1	14:34'37.646

Race Time 34'24.406

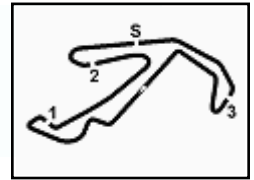
20° 52 O. KONIG [1'37.284]							
Lap	Seg1	Seg2	Seg3	Seg4	Lap Time	km/h	Local Time
1		23.618	26.589	21.887	1'46.364	268,7	14:01'59.604
2	26.306	22.892	26.632	21.780	1'37.610	268,7	14:03'37.214
3	26.765	22.804	26.666	21.792	1'38.027	269,3	14:05'15.241
4	26.349	22.930	26.554	21.852	1'37.685	268,7	14:06'52.926
5	26.355	22.957	26.935	21.920	1'38.167	265,4	14:08'31.093
6	26.315	22.724	26.835	21.859	1'37.733	265,4	14:10'08.826
7	26.311	22.874	26.846	21.904	1'37.935	265,4	14:11'46.761
8	26.518	22.967	27.102	21.939	1'38.526	263,4	14:13'25.287
9	26.367	22.822	26.937	21.853	1'37.979	266,0	14:15'03.266
10	26.339	22.921	26.845	21.921	1'38.026	266,0	14:16'41.292
11	26.511	22.751	26.870	21.937	1'38.069	266,0	14:18'19.361
12	26.257	22.708	26.767	21.843	1'37.575	262,8	14:19'56.936
13	26.252	22.715	26.990	21.886	1'37.843	262,1	14:21'34.779
14	26.695	23.041	27.009	21.890	1'38.635	266,0	14:23'13.414
15	26.478	22.832	26.842	21.847	1'37.999	268,0	14:24'51.413
16	26.380	22.841	26.877	21.897	1'37.995	268,7	14:26'29.408
17	26.371	22.819	26.872	21.874	1'37.936	265,4	14:28'07.344
18	26.351	22.805	26.974	21.794	1'37.924	266,0	14:29'45.268
19	26.397	22.830	26.716	21.725	1'37.668	269,3	14:31'22.936
20	26.386	22.753	26.735	21.704	1'37.578	266,0	14:33'00.514
21	26.321	22.680	26.596	21.687	1'37.284	268,7	14:34'37.798

Race Time 34'24.558

RET 1 T. RAZGATLIOGLU [1'34.534]							
Lap	Seg1	Seg2	Seg3	Seg4	Lap Time	km/h	Local Time
1		22.441	25.737	21.325	1'39.957	268,0	14:01'53.197
2	25.620	22.226	25.956	21.367	1'35.169	266,7	14:03'28.366
3	25.547	22.303	26.032	21.227	1'35.109	270,7	14:05'03.475
4	25.886	22.167	26.102	21.270	1'35.425	268,7	14:06'38.900
5	25.630	22.165	25.646	21.201	1'34.642	270,0	14:08'13.542
6	25.665	22.120	25.845	21.216	1'34.846	270,0	14:09'48.388
7	25.661	22.152	25.734	21.194	1'34.741	271,4	14:11'23.129
8	25.555	22.108	25.713	21.158	1'34.534	270,7	14:12'57.663
9	25.591	22.061	25.741	21.187	1'34.580	270,7	14:14'32.243
10	25.536	21.986	26.063	21.195	1'34.780	272,7	14:16'07.023
11	25.504	22.145	25.805	21.206	1'34.660	270,0	14:17'41.683
12	25.542	22.112	25.745	21.240	1'34.639	271,4	14:19'16.322
13	25.570	22.508	25.722	21.195	1'34.995	268,0	14:20'51.317

Race Time 20'38.077

RET 16 G. RUIU [1'36.469]							
Lap	Seg1	Seg2	Seg3	Seg4	Lap Time	km/h	Local Time
1		23.634	26.334	21.693	1'45.461	268,0	14:01'58.701
2	26.344	22.727	26.369	21.569	1'37.009	269,3	14:03'35.710
3	26.282	22.769	26.130	21.581	1'36.762	268,0	14:05'12.472
4	26.194	22.583	26.269	21.529	1'36.575	268,7	14:06'49.047
5	26.178	22.580	26.248	21.471	1'36.477	268,0	14:08'25.524
6	26.119	22.658	26.134	21.558	1'36.469	269,3	14:10'01.993



Start at 14:00'13.240

7	26.522	22.664	26.243	21.603	1'37.032	270,7	14:11'39.025
8	26.227	22.643	26.161	21.455	1'36.486	268,0	14:13'15.511
9	26.217	22.654	26.282	21.744	1'36.897	266,0	14:14'52.408
10	26.175	22.778	26.240	49.844	2'05.037	268,0	14:16'57.445
11	27.221	25.041	29.616	44.919	2'06.797P	221,3	14:19'04.242

Race Time 18'51.002

RET	5 P. DETTL (1'35.863)						
Lap	Seg.1	Seg.2	Seg.3	Seg.4	Lap Time	km/h	Local Time
1		22.433	26.238	21.530	1'42.979	276,2	14:01'56.219
2	26.303	22.624	26.047	21.339	1'36.313	276,2	14:03'32.532
3	25.940	22.412	25.979	21.532	1'35.863	277,6	14:05'08.395
4	26.028	22.340	26.336	21.545	1'36.249	274,1	14:06'44.644

Race Time 6'31.404

RET	23 C. PONSSON (1'36.507)						
Lap	Seg.1	Seg.2	Seg.3	Seg.4	Lap Time	km/h	Local Time
1		22.965	26.303	21.678	1'44.436	268,0	14:01'57.676
2	26.178	22.530	26.206	21.593	1'36.507	266,7	14:03'34.183

Race Time 3'20.943

11/06/2022 P = Pits In/Out - C = Lap Time Cancelled

These data/results cannot be reproduced, stored and/or transmitted in whole or in part by any manner of electronic, mechanical, photocopying, recording, broadcasting or otherwise now known or herein after developed without the previous express consent by the copyright owner, except for reproduction in daily press and regular printed publications on sale to the public within 60 days of the event related to those data/results and always provided that copyright symbol appears together as follows below.

© DORNA WSBK ORGANIZATION Srl 2022