

Pirelli Emilia-Romagna Round, 10-12 June 2022
Chronological Analysis Race 1

Misano Circuit Sic 58 4.226 m

Start at 15:15'20.425

1 / 5

1° 77 D. AEGERTER [1'37.806]								4° 61 C. ONCU [1'38.640]							
Lap	Seg1	Seg2	Seg3	Seg4	Lap Time	km/h	Local Time	Lap	Seg1	Seg2	Seg3	Seg4	Lap Time	km/h	Local Time
1		23.763	26.736	21.853	1'43.939	235,8	15:17'04.364	1		23.658	27.363	21.883	1'45.190	236,8	15:17'05.615
2	26.172	23.553	26.858	21.872	1'38.455	235,3	15:18'42.819	2	26.162	23.635	27.049	21.905	1'38.751	234,3	15:18'44.366
3	26.002	23.461	26.738	21.772	1'37.973	235,8	15:20'20.792	3	26.184	23.526	27.067	21.863	1'38.640	234,3	15:20'23.006
4	25.945	23.377	26.710	21.774	1'37.806	236,3	15:21'58.598	4	26.175	23.458	27.201	21.936	1'38.770	232,8	15:22'01.776
5	25.998	23.469	26.766	21.863	1'38.096	236,3	15:23'36.694	5	26.054	23.613	27.250	21.933	1'38.850	233,3	15:23'40.626
6	25.985	23.395	26.876	22.016	1'38.272	235,3	15:25'14.966	6	26.182	23.742	27.318	22.014	1'39.256	233,3	15:25'19.882
7	26.020	23.491	26.829	21.940	1'38.280	236,3	15:26'53.246	7	26.202	23.648	27.294	22.098	1'39.242	232,3	15:26'59.124
8	26.039	23.561	26.841	21.917	1'38.358	235,3	15:28'31.604	8	26.333	23.565	27.284	22.004	1'39.186	231,3	15:28'38.310
9	26.046	23.456	26.860	21.919	1'38.281	236,8	15:30'09.885	9	26.400	23.671	28.071	22.331	1'40.473	229,8	15:30'18.783
10	26.156	23.476	26.921	21.893	1'38.446	237,4	15:31'48.331	10	26.310	23.601	27.093	21.960	1'38.964	237,9	15:31'57.747
11	26.034	23.441	26.861	21.854	1'38.190	238,9	15:33'26.521	11	26.191	23.526	27.121	22.158	1'38.996	238,9	15:33'36.743
12	26.152	23.490	26.840	21.934	1'38.416	237,9	15:35'04.937	12	26.396	23.623	27.470	22.198	1'39.687	235,8	15:35'16.430
13	26.091	23.475	26.839	21.908	1'38.313	239,5	15:36'43.250	13	26.372	23.723	27.209	22.186	1'39.490	235,8	15:36'55.920
14	26.075	23.405	26.781	21.901	1'38.162	237,9	15:38'21.412	14	26.331	23.481	27.203	21.945	1'38.960	232,3	15:38'34.880
15	26.059	23.379	26.900	21.877	1'38.215	238,9	15:39'59.627	15	26.261	23.525	27.312	22.094	1'39.192	231,8	15:40'14.072
16	26.100	23.363	26.850	21.865	1'38.178	238,4	15:41'37.805	16	26.207	23.581	27.215	21.903	1'38.906	230,8	15:41'52.978
17	26.226	23.475	26.875	21.864	1'38.440	233,8	15:43'16.245	17	26.170	23.639	27.533	21.889	1'39.231	230,8	15:43'32.209
18	26.537	23.469	26.789	22.248	1'39.043	237,9	15:44'55.288	18	26.194	23.635	27.553	22.656	1'40.038	233,3	15:45'12.247
Race Time 29'34.863								Race Time 29'51.822							

2° 7 L. BALDASSARRI [1'37.892]								5° 62 S. MANZI [1'38.603]							
Lap	Seg1	Seg2	Seg3	Seg4	Lap Time	km/h	Local Time	Lap	Seg1	Seg2	Seg3	Seg4	Lap Time	km/h	Local Time
1		23.772	26.850	21.794	1'44.303	237,9	15:17'04.728	1		23.980	27.321	22.003	1'46.232	237,4	15:17'06.657
2	26.054	23.573	26.884	21.816	1'38.327	238,9	15:18'43.055	2	26.587	23.738	27.066	22.019	1'39.410	239,5	15:18'46.067
3	26.078	23.420	26.773	21.848	1'38.119	238,9	15:20'21.174	3	26.405	23.637	27.025	22.039	1'39.106	239,5	15:20'25.173
4	26.006	23.439	26.881	21.846	1'38.172	238,4	15:21'59.346	4	26.402	23.733	27.123	22.146	1'39.404	240,0	15:22'04.577
5	26.093	23.527	26.902	21.841	1'38.363	237,9	15:23'37.709	5	26.414	23.739	27.029	22.078	1'39.260	240,0	15:23'43.837
6	26.031	23.555	27.118	21.861	1'38.565	238,4	15:25'16.274	6	26.353	23.720	27.306	22.053	1'39.432	240,0	15:25'23.269
7	25.993	23.424	26.897	21.883	1'38.197	238,4	15:26'54.471	7	26.311	23.825	27.233	22.038	1'39.407	237,9	15:27'02.676
8	26.084	23.425	26.841	21.842	1'38.192	238,4	15:28'32.663	8	26.476	23.623	27.189	22.084	1'39.372	236,3	15:28'42.048
9	26.001	23.481	26.783	21.806	1'38.071	238,4	15:30'10.734	9	26.388	23.689	27.203	22.002	1'39.282	237,4	15:30'21.330
10	26.039	23.527	26.718	21.762	1'38.046	239,5	15:31'48.780	10	26.362	23.636	27.117	22.029	1'39.144	237,4	15:32'00.474
11	26.081	23.419	26.713	21.784	1'37.997	239,5	15:33'26.777	11	26.393	23.600	27.041	22.087	1'39.121	237,4	15:33'39.595
12	26.138	23.473	26.857	21.864	1'38.332	242,7	15:35'05.109	12	26.405	23.580	27.070	22.020	1'39.075	237,4	15:35'18.670
13	26.146	23.471	26.770	22.079	1'38.466	242,2	15:36'43.575	13	26.238	23.536	27.141	22.035	1'38.950	237,9	15:36'57.620
14	26.071	23.677	26.769	21.832	1'38.349	238,9	15:38'21.924	14	26.333	23.564	27.005	21.933	1'38.835	237,4	15:38'36.455
15	26.070	23.381	26.814	21.798	1'38.063	239,5	15:39'59.987	15	26.296	23.568	27.030	21.916	1'38.810	237,4	15:40'15.265
16	26.085	23.366	26.723	21.718	1'37.892	240,0	15:41'37.879	16	26.256	23.523	26.976	21.848	1'38.603	236,3	15:41'53.868
17	26.453	23.395	26.875	21.752	1'38.475	239,5	15:43'16.354	17	26.247	23.621	27.046	22.059	1'38.973	237,9	15:43'32.841
18	26.217	23.403	27.004	22.206	1'38.830	237,4	15:44'55.184	18	26.251	23.619	27.121	22.447	1'39.438	238,9	15:45'12.279
Race Time 29'34.759 + 0.110Pen								Race Time 29'51.854							

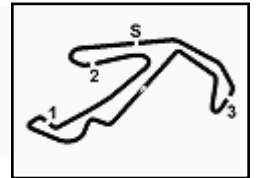
3° 11 N. BULEGA [1'37.765]								6° 55 Y. MONTELLA [1'38.716]							
Lap	Seg1	Seg2	Seg3	Seg4	Lap Time	km/h	Local Time	Lap	Seg1	Seg2	Seg3	Seg4	Lap Time	km/h	Local Time
1		23.621	26.793	21.889	1'43.458	233,3	15:17'03.883	1		23.738	26.950	21.954	1'44.713	235,3	15:17'05.138
2	26.007	23.418	26.900	21.789	1'38.114	232,3	15:18'41.997	2	26.095	23.585	27.125	21.911	1'38.716	233,8	15:18'43.854
3	25.783	23.415	26.766	21.801	1'37.765	233,8	15:20'19.762	3	26.080	23.667	27.096	21.941	1'38.784	233,3	15:20'22.638
4	25.844	23.502	26.749	21.788	1'37.883	234,8	15:21'57.645	4	26.257	23.896	27.218	21.998	1'39.369	236,8	15:22'02.007
5	25.955	23.447	26.762	21.921	1'38.085	235,3	15:23'35.730	5	26.147	23.612	27.156	22.020	1'38.935	236,3	15:23'40.942
6	26.028	23.562	26.818	21.986	1'38.394	235,3	15:25'14.124	6	26.236	23.636	27.235	21.972	1'39.079	236,8	15:25'20.021
7	26.033	23.662	26.909	21.973	1'38.577	235,3	15:26'52.701	7	26.285	23.721	27.179	22.073	1'39.258	236,8	15:26'59.279
8	26.102	23.545	26.904	21.874	1'38.425	234,3	15:28'31.126	8	26.414	23.617	27.207	22.062	1'39.300	234,3	15:28'38.579
9	26.143	23.514	26.915	21.888	1'38.460	234,3	15:30'09.586	9	26.306	23.581	27.859	22.131	1'39.877	232,8	15:30'18.456
10	26.120	23.516	26.971	21.954	1'38.561	234,3	15:31'48.147	10	26.234	23.807	27.030	21.940	1'39.011	236,3	15:31'57.467
11	25.967	23.481	26.793	21.933	1'38.174	234,8	15:33'26.321	11	26.232	23.566	27.207	22.125	1'39.130	237,4	15:33'36.597
12	26.092	23.539	26.825	21.972	1'38.428	235,3	15:35'04.749	12	26.250	23.641	27.397	22.303	1'39.591	236,8	15:35'16.188
13	26.089	23.484	26.827	21.805	1'38.205	235,3	15:36'42.954	13	26.373	23.736	27.322	22.102	1'39.533	233,3	15:36'55.721
14	26.062	23.485	26.773	21.933	1'38.253	235,3	15:38'21.207	14	26.358	23.812	27.275	22.038	1'39.483	235,8	15:38'35.204
15	26.009	23.484	26.846	21.874	1'38.213	235,3	15:39'59.420	15	26.198	23.651	27.197	21.989	1'39.035	234,3	15:40'14.239
16	26.075	23.454	26.810	21.975	1'38.314	234,8	15:41'37.734	16	26.292	23.647	27.128	22.040	1'39.107	235,3	15:41'53.346
17	26.817	23.502	26.799	21.926	1'39.044	237,4	15:43'16.778	17	26.144	23.621	27.390	22.067	1'39.222	236,8	15:43'32.568
18	26.215	23.616	26.738	22.021	1'38.590	238,9	15:44'55.368	18	26.125	23.637	27.224	22.762	1'39.748	237,4	15:45'12.316
Race Time 29'34.943								Race Time 29'51.891							

11/06/2022 P = Pits In/Dut - C = Lap Time Cancelled

These data/results cannot be reproduced, stored and/or transmitted in whole or in part by any manner of electronic, mechanical, photocopying, recording, broadcasting or otherwise now known or herein after developed without the previous express consent by the copyright owner, except for reproduction in daily press and regular printed publications on sale to the public within 60 days of the event related to those data/results and always provided that copyright symbol appears together as follows below.

© DORNA WSBK ORGANIZATION Srl 2022





Pirelli Emilia-Romagna Round, 10-12 June 2022
Chronological Analysis Race 1

Misano Circuit Sic 58 4.226 m

Start at 15:15'20.425

2 / 5

7° 16 J. CLUZEL [1'38.636]								10° 99 A. HUERTAS [1'39.379]							
Lap	Seg1	Seg2	Seg3	Seg4	Lap Time	km/h	Local Time	Lap	Seg1	Seg2	Seg3	Seg4	Lap Time	km/h	Local Time
1		23.813	27.283	22.205	1'46.562	240,5	15:17'06.987	1		24.447	27.088	22.214	1'47.993	236,8	15:17'08.418
2	26.396	23.722	27.106	22.036	1'39.260	237,9	15:18'46.247	2	26.282	23.801	27.038	22.263	1'39.384	236,8	15:18'47.802
3	26.454	23.643	27.068	21.966	1'39.131	237,9	15:20'25.378	3	26.181	23.766	27.140	22.292	1'39.379	237,4	15:20'27.181
4	26.372	23.715	27.121	22.144	1'39.352	238,4	15:22'04.730	4	26.419	23.836	27.216	22.031	1'39.502	235,3	15:22'06.683
5	26.363	23.643	27.179	22.075	1'39.260	239,5	15:23'43.990	5	26.250	23.764	27.486	22.441	1'39.941	233,3	15:23'46.624
6	26.370	23.691	27.451	22.071	1'39.583	241,1	15:25'23.573	6	26.504	23.974	27.457	22.209	1'40.144	230,3	15:25'26.768
7	26.621	23.720	27.170	22.088	1'39.599	241,1	15:27'03.172	7	26.356	23.869	27.571	22.276	1'40.072	229,8	15:27'06.840
8	26.583	23.577	27.150	22.364	1'39.674	238,9	15:28'42.846	8	26.322	23.831	27.424	22.287	1'39.864	230,8	15:28'46.704
9	26.426	23.600	27.197	22.113	1'39.336	240,0	15:30'22.182	9	26.317	23.836	27.273	22.413	1'39.839	232,8	15:30'26.543
10	26.460	23.453	27.025	22.016	1'38.954	236,3	15:32'01.136	10	26.711	23.890	27.184	22.169	1'39.954	233,8	15:32'06.497
11	26.450	23.491	27.041	21.979	1'38.961	235,8	15:33'40.097	11	26.342	23.765	27.408	22.340	1'39.855	233,3	15:33'46.352
12	26.274	23.504	26.996	22.027	1'38.801	237,9	15:35'18.898	12	26.600	24.016	27.440	22.368	1'40.424	230,8	15:35'26.776
13	26.369	23.463	27.166	22.002	1'39.000	237,4	15:36'57.898	13	26.429	23.927	27.603	22.452	1'40.411	230,8	15:37'07.187
14	26.368	23.526	27.102	21.967	1'38.963	237,4	15:38'36.861	14	26.488	23.839	27.527	22.388	1'40.242	229,3	15:38'47.429
15	26.288	23.484	27.018	21.941	1'38.731	236,8	15:40'15.592	15	26.403	23.875	27.563	22.413	1'40.254	228,8	15:40'27.683
16	26.159	23.477	27.070	21.930	1'38.636	237,9	15:41'54.228	16	26.566	24.011	27.490	22.418	1'40.485	230,8	15:42'08.168
17	26.312	23.489	26.997	22.047	1'38.845	237,4	15:43'33.073	17	26.539	24.018	27.587	22.500	1'40.644	229,3	15:43'48.812
18	26.346	23.554	26.951	22.584	1'39.435	239,5	15:45'12.508	18	26.425	23.988	27.525	22.448	1'40.386	230,3	15:45'29.198
Race Time 29'52.083								Race Time 30'08.773							

8° 27 M. CASADEI [1'39.012]								11° 38 H. SOOMER [1'39.685]							
Lap	Seg1	Seg2	Seg3	Seg4	Lap Time	km/h	Local Time	Lap	Seg1	Seg2	Seg3	Seg4	Lap Time	km/h	Local Time
1		23.792	27.301	21.913	1'46.798	244,3	15:17'07.223	1		24.602	27.310	22.288	1'49.188	238,9	15:17'09.613
2	26.716	23.586	27.105	21.907	1'39.314	241,6	15:18'46.537	2	26.448	23.692	27.386	22.598	1'40.124	240,0	15:18'49.737
3	26.395	23.484	27.216	21.917	1'39.012	241,6	15:20'25.549	3	26.737	23.898	27.190	22.274	1'40.099	237,9	15:20'29.836
4	26.558	23.586	27.131	22.003	1'39.278	240,5	15:22'04.827	4	26.454	23.704	27.237	22.290	1'39.685	238,9	15:22'09.521
5	26.614	23.581	27.082	21.995	1'39.272	241,6	15:23'44.099	5	26.504	23.775	27.588	22.208	1'40.075	241,1	15:23'49.596
6	26.496	23.513	27.271	21.946	1'39.226	241,6	15:25'23.325	6	26.619	23.707	27.308	22.311	1'39.945	237,4	15:25'29.541
7	26.732	23.739	27.144	22.127	1'39.742	240,5	15:27'03.067	7	26.623	23.745	27.450	22.401	1'40.219	237,4	15:27'09.760
8	26.558	23.505	27.191	22.359	1'39.613	237,9	15:28'42.680	8	26.429	23.735	27.462	22.465	1'40.091	242,2	15:28'49.851
9	26.492	23.494	27.309	21.979	1'39.274	237,9	15:30'21.954	9	26.492	23.840	27.503	22.224	1'40.059	234,3	15:30'29.910
10	26.583	23.630	27.268	21.940	1'39.421	239,5	15:32'01.375	10	26.654	23.678	27.498	22.162	1'39.992	235,8	15:32'09.902
11	26.555	23.530	27.177	22.066	1'39.328	238,9	15:33'40.703	11	26.667	23.685	27.387	22.399	1'40.138	233,8	15:33'50.040
12	26.491	23.514	27.231	22.091	1'39.327	237,9	15:35'20.030	12	26.608	23.755	27.479	22.234	1'40.076	233,8	15:35'30.116
13	26.484	23.504	27.272	22.053	1'39.313	236,8	15:36'59.343	13	26.462	23.871	27.390	22.274	1'39.997	233,3	15:37'10.113
14	26.387	23.562	27.373	22.052	1'39.374	237,9	15:38'38.717	14	26.419	23.946	27.442	22.187	1'39.994	233,3	15:38'50.107
15	26.504	23.637	27.660	22.172	1'39.973	234,8	15:40'18.690	15	26.608	23.816	27.521	22.199	1'40.144	232,8	15:40'30.251
16	26.614	23.638	27.415	22.063	1'39.730	235,3	15:41'58.420	16	26.520	23.719	27.404	22.125	1'39.768	232,8	15:42'10.019
17	26.526	23.496	27.513	22.086	1'39.621	235,8	15:43'38.041	17	26.609	23.824	27.365	22.270	1'40.068	233,8	15:43'50.087
18	26.600	23.593	27.371	22.159	1'39.723	236,8	15:45'17.764	18	26.492	23.738	27.391	22.120	1'39.741	232,8	15:45'29.828
Race Time 29'57.339								Race Time 30'09.403							

9° 25 M. BRENNER [1'39.047]								12° 56 P. SEBASTYEN [1'39.600]							
Lap	Seg1	Seg2	Seg3	Seg4	Lap Time	km/h	Local Time	Lap	Seg1	Seg2	Seg3	Seg4	Lap Time	km/h	Local Time
1		24.117	27.149	22.100	1'45.994	230,3	15:17'06.419	1		24.089	27.351	22.231	1'47.577	238,4	15:17'08.002
2	26.241	23.843	27.042	21.921	1'39.047	231,8	15:18'45.466	2	26.986	23.835	27.653	22.767	1'41.241	237,9	15:18'49.243
3	26.440	23.791	27.185	21.901	1'39.317	232,3	15:20'24.783	3	26.951	23.516	27.177	22.086	1'39.730	235,8	15:20'28.973
4	26.509	23.794	27.125	22.013	1'39.441	231,8	15:22'04.224	4	26.442	23.749	27.197	22.212	1'39.600	237,9	15:22'08.573
5	26.331	23.692	27.184	21.995	1'39.202	231,3	15:23'43.426	5	26.842	24.072	27.729	22.153	1'40.796	241,1	15:23'49.369
6	26.415	23.958	27.194	22.061	1'39.628	231,3	15:25'23.054	6	27.429	23.721	27.257	22.206	1'40.613	237,9	15:25'29.982
7	26.354	23.990	27.383	22.039	1'39.766	233,3	15:27'02.820	7	26.991	23.821	27.540	22.106	1'40.458	242,7	15:27'10.440
8	28.139	23.800	27.369	22.110	1'41.418	231,3	15:28'44.238	8	26.844	23.690	27.309	22.509	1'40.352	238,9	15:28'50.792
9	26.433	23.824	27.348	22.364	1'39.969	232,3	15:30'24.207	9	26.989	23.755	27.087	22.111	1'39.942	237,4	15:30'30.734
10	26.531	23.812	27.421	22.105	1'39.869	230,3	15:32'04.076	10	26.731	23.777	27.318	22.298	1'40.124	242,2	15:32'10.858
11	26.620	23.770	27.377	22.037	1'39.804	230,3	15:33'43.880	11	26.673	23.824	27.359	22.410	1'40.266	240,0	15:33'51.124
12	26.359	23.762	27.210	22.183	1'39.514	230,8	15:35'23.394	12	26.738	23.657	27.300	22.427	1'40.122	241,1	15:35'31.246
13	26.353	23.828	27.269	22.018	1'39.468	231,3	15:37'02.862	13	26.547	23.666	27.193	22.263	1'39.669	237,9	15:37'10.915
14	26.478	23.715	27.353	22.104	1'39.650	229,3	15:38'42.512	14	26.671	23.714	27.228	22.171	1'39.784	235,3	15:38'50.699
15	26.520	23.926	27.449	22.079	1'39.974	228,8	15:40'22.486	15	26.726	23.676	27.440	22.091	1'39.933	233,8	15:40'30.632
16	26.496	23.715	27.419	22.092	1'39.722	230,3	15:42'02.208	16	26.459	23.772	27.270	22.105	1'39.606	234,3	15:42'10.238
17	26.666	23.933	27.494	22.247	1'40.340	229,8	15:43'42.548	17	26.590	23.966	27.301	22.214	1'40.071	235,8	15:43'50.309
18	26.608	24.224	27.568	22.344	1'40.744	229,8	15:45'23.292	18	26.464	23.693	27.439	22.150	1'39.746	237,4	15:45'30.055
Race Time 30'02.867								Race Time 30'09.630							

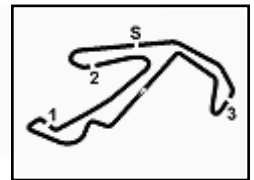
11/06/2022

P = Pits In/Out - C = Lap Time Cancelled

These data/results cannot be reproduced, stored and/or transmitted in whole or in part by any manner of electronic, mechanical, photocopying, recording, broadcasting or otherwise now known or herein after developed without the previous express consent by the copyright owner, except for reproduction in daily press and regular printed publications on sale to the public within 60 days of the event related to those data/results and always provided that copyright symbol appears together as follows below.

© DORNA WSBK ORGANIZATION Srl 2022





Pirelli Emilia-Romagna Round, 10-12 June 2022
Chronological Analysis Race 1

Misano Circuit Sic 58 4.226 m

Start at 15:15'20.425

3 / 5

13° 94 A. VERDOIA [1'39.759]								16° 73 M. KOFLER [1'39.627]							
Lap	Seg1	Seg2	Seg3	Seg4	Lap Time	km/h	Local Time	Lap	Seg1	Seg2	Seg3	Seg4	Lap Time	km/h	Local Time
1		24.286	27.380	22.381	1'47.455	237,9	15:17'07.880	1		24.091	27.598	22.441	1'47.227	240,0	15:17'07.652
2	26.546	23.792	27.195	22.226	1'39.759	238,4	15:18'47.639	2	26.604	23.751	27.189	22.172	1'39.716	238,9	15:18'47.368
3	26.466	23.924	27.313	22.490	1'40.193	237,4	15:20'27.832	3	26.337	23.802	27.325	22.163	1'39.627	236,3	15:20'26.995
4	26.535	24.025	27.321	22.646	1'40.527	239,5	15:22'08.359	4	27.275	23.932	27.384	22.314	1'40.905	237,4	15:22'07.900
5	26.508	24.005	27.466	22.455	1'40.434	240,5	15:23'48.793	5	26.653	23.991	27.572	22.467	1'40.683	235,8	15:23'48.583
6	26.666	24.133	27.221	22.388	1'40.408	240,0	15:25'29.201	6	26.681	23.913	27.321	22.302	1'40.217	237,9	15:25'28.800
7	26.597	23.919	27.369	22.400	1'40.285	240,5	15:27'09.486	7	26.858	23.936	27.357	22.234	1'40.385	237,9	15:27'09.185
8	26.458	23.848	27.412	22.276	1'39.994	239,5	15:28'49.480	8	26.604	23.890	27.428	22.615	1'40.537	235,3	15:28'49.722
9	26.963	23.949	27.424	22.268	1'40.604	237,9	15:30'30.084	9	26.876	24.024	27.424	22.242	1'40.566	240,0	15:30'30.288
10	26.650	23.954	27.277	22.271	1'40.152	236,8	15:32'10.236	10	26.728	24.121	27.274	22.204	1'40.327	240,5	15:32'10.615
11	26.603	23.911	27.326	22.291	1'40.131	236,8	15:33'50.367	11	26.683	23.897	27.380	22.320	1'40.280	239,5	15:33'50.895
12	26.887	24.065	27.391	22.322	1'40.665	237,9	15:35'31.032	12	26.741	24.009	27.382	22.426	1'40.558	242,7	15:35'31.453
13	26.483	24.068	27.373	22.342	1'40.266	237,9	15:37'11.298	13	26.656	23.862	27.410	22.571	1'40.499	238,4	15:37'11.952
14	26.690	23.954	27.249	22.250	1'40.143	237,9	15:38'51.441	14	26.620	23.921	27.252	22.197	1'39.990	237,9	15:38'51.942
15	26.543	23.950	27.196	22.262	1'39.951	236,8	15:40'31.392	15	26.595	23.803	27.284	22.152	1'39.834	237,4	15:40'31.776
16	26.499	23.898	27.314	22.116	1'39.827	237,4	15:42'11.219	16	26.693	23.901	27.339	22.322	1'40.255	237,4	15:42'12.031
17	26.544	23.924	27.270	22.132	1'39.870	237,4	15:43'51.089	17	26.746	24.018	27.410	22.221	1'40.395	240,0	15:43'52.426
18	26.628	23.841	27.209	22.109	1'39.787	235,8	15:45'30.876	18	26.643	23.970	27.371	22.681	1'40.665	238,4	15:45'33.091
Race Time 30'10.451								Race Time 30'12.666							

14° 24 L. TACCINI [1'39.653]								17° 13 L. OTTAVIANI [1'39.930]							
Lap	Seg1	Seg2	Seg3	Seg4	Lap Time	km/h	Local Time	Lap	Seg1	Seg2	Seg3	Seg4	Lap Time	km/h	Local Time
1		24.927	27.411	22.287	1'49.666	240,0	15:17'10.091	1		24.770	27.655	22.407	1'50.359	238,4	15:17'10.784
2	26.707	23.830	27.148	22.186	1'39.871	238,4	15:18'49.962	2	26.685	23.969	27.922	22.376	1'40.952	233,3	15:18'51.736
3	26.770	23.791	27.220	22.189	1'39.970	241,6	15:20'29.932	3	26.721	23.919	27.445	22.318	1'40.403	234,8	15:20'32.139
4	26.528	23.772	27.130	22.223	1'39.653	241,6	15:22'09.585	4	26.681	23.929	27.356	22.367	1'40.333	235,8	15:22'12.472
5	26.852	23.769	27.308	22.195	1'40.124	240,5	15:23'49.709	5	26.656	23.793	27.411	22.306	1'40.166	235,8	15:23'52.638
6	26.745	23.769	27.180	22.382	1'40.076	241,6	15:25'29.785	6	26.693	23.844	27.405	22.493	1'40.435	235,8	15:25'33.073
7	26.851	23.902	27.242	22.277	1'40.272	238,9	15:27'10.057	7	26.680	23.873	27.327	22.261	1'40.141	236,8	15:27'13.214
8	26.505	23.976	27.130	22.307	1'39.918	238,4	15:28'49.975	8	26.661	23.708	27.327	22.290	1'39.986	237,4	15:28'53.200
9	26.773	24.084	27.346	22.389	1'40.592	242,2	15:30'30.567	9	26.539	23.905	27.352	22.209	1'40.005	234,8	15:30'33.205
10	26.593	23.805	27.201	22.248	1'39.847	240,0	15:32'10.414	10	26.542	23.840	27.424	22.250	1'40.056	235,3	15:32'13.261
11	26.698	23.809	27.290	22.325	1'40.122	242,2	15:33'50.536	11	26.596	23.809	27.393	22.335	1'40.133	233,8	15:33'53.394
12	26.545	24.011	27.216	22.349	1'40.121	236,8	15:35'30.657	12	26.560	23.827	27.292	22.251	1'39.930	235,3	15:35'33.324
13	26.516	24.059	27.293	22.320	1'40.188	236,3	15:37'10.845	13	26.601	23.790	27.453	22.317	1'40.161	234,3	15:37'13.485
14	26.970	23.924	27.213	22.308	1'40.415	238,4	15:38'51.260	14	26.666	23.744	27.391	22.261	1'40.062	233,3	15:38'53.547
15	26.525	23.802	27.312	22.364	1'40.003	236,8	15:40'31.263	15	26.560	23.822	27.438	22.212	1'40.032	232,8	15:40'33.579
16	26.446	23.890	27.267	22.281	1'39.884	235,8	15:42'11.147	16	26.643	23.873	27.419	22.260	1'40.195	234,3	15:42'13.774
17	26.429	23.978	27.210	22.262	1'39.879	236,8	15:43'51.026	17	26.752	23.829	27.503	22.386	1'40.470	233,8	15:43'54.244
18	26.549	23.890	27.494	22.301	1'40.234	238,9	15:45'31.260	18	26.768	23.944	27.538	22.578	1'40.828	234,8	15:45'35.072
Race Time 30'10.855								Race Time 30'14.647							

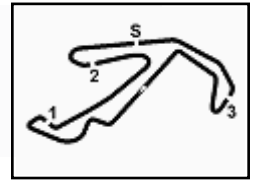
15° 29 N. SPINELLI [1'39.731]								18° 22 F. FULIGNI [1'40.046]							
Lap	Seg1	Seg2	Seg3	Seg4	Lap Time	km/h	Local Time	Lap	Seg1	Seg2	Seg3	Seg4	Lap Time	km/h	Local Time
1		24.351	27.258	22.499	1'48.205	234,8	15:17'08.630	1		25.382	27.888	22.487	1'50.974	235,8	15:17'11.399
2	26.906	23.797	27.215	22.493	1'40.411	237,9	15:18'49.041	2	26.672	23.806	28.042	22.395	1'40.915	237,4	15:18'52.314
3	26.866	24.052	27.223	22.147	1'40.288	235,3	15:20'29.329	3	26.615	23.910	27.772	22.301	1'40.598	236,8	15:20'32.912
4	26.375	23.994	27.238	22.226	1'39.833	234,3	15:22'09.162	4	26.607	23.796	27.483	22.321	1'40.207	235,8	15:22'13.119
5	26.483	23.918	27.259	22.345	1'40.005	235,8	15:23'49.167	5	26.594	23.814	27.450	22.272	1'40.130	234,8	15:23'53.249
6	26.646	23.901	27.325	22.327	1'40.199	238,4	15:25'29.366	6	26.541	23.791	27.430	22.284	1'40.046	236,3	15:25'33.295
7	27.114	23.999	27.664	22.138	1'40.915	238,9	15:27'10.281	7	26.679	23.908	27.517	22.306	1'40.410	236,3	15:27'13.705
8	26.647	23.870	27.245	22.591	1'40.353	234,8	15:28'50.634	8	26.659	23.946	27.409	22.352	1'40.366	234,3	15:28'54.071
9	27.286	24.064	27.369	22.277	1'40.996	235,8	15:30'31.630	9	26.579	23.919	27.377	22.340	1'40.215	233,8	15:30'34.286
10	26.449	23.924	27.314	22.170	1'39.857	234,3	15:32'11.487	10	26.560	23.930	27.435	22.399	1'40.324	233,3	15:32'14.610
11	26.564	23.844	27.339	22.174	1'39.921	235,3	15:33'51.408	11	26.576	23.855	27.558	22.366	1'40.355	233,8	15:33'54.965
12	26.608	23.883	27.437	22.303	1'40.231	235,8	15:35'31.639	12	26.585	23.879	27.593	22.320	1'40.377	232,8	15:35'35.342
13	26.622	23.893	27.323	22.725	1'40.563	237,4	15:37'12.202	13	26.740	24.076	27.508	22.274	1'40.598	232,3	15:37'15.940
14	26.517	23.863	27.402	22.154	1'39.936	236,8	15:38'52.138	14	26.472	23.905	27.451	22.295	1'40.123	232,3	15:38'56.063
15	26.535	23.839	27.306	22.244	1'39.924	235,8	15:40'32.062	15	26.612	23.898	27.551	22.372	1'40.433	232,8	15:40'36.496
16	26.611	23.849	27.465	22.253	1'40.178	235,8	15:42'12.240	16	26.721	24.166	27.627	22.259	1'40.773	231,8	15:42'17.269
17	26.652	23.783	27.256	22.212	1'39.903	233,3	15:43'52.143	17	27.180	23.953	27.574	22.673	1'41.380	231,3	15:43'58.649
18	26.481	23.845	27.190	22.215	1'39.731	234,3	15:45'31.874	18	26.606	24.074	27.619	22.385	1'40.684	231,3	15:45'39.333
Race Time 30'11.449								Race Time 30'18.908							

11/06/2022 P = Pits In/Dut - C = Lap Time Cancelled

These data/results cannot be reproduced, stored and/or transmitted in whole or in part by any manner of electronic, mechanical, photocopying, recording, broadcasting or otherwise now known or herein after developed without the previous express consent by the copyright owner, except for reproduction in daily press and regular printed publications on sale to the public within 60 days of the event related to those data/results and always provided that copyright symbol appears together as follows below.

© DORNA WSBK ORGANIZATION Srl 2022





Pirelli Emilia-Romagna Round, 10-12 June 2022
Chronological Analysis Race 1

Misano Circuit Sic 58 4.226 m

Start at 15:15'20.425

4 / 5

19° 50 O. VOSTATEK [1'39.965]								22° 3 R. DE ROSA [1'38.814]							
Lap	Seg1	Seg2	Seg3	Seg4	Lap Time	km/h	Local Time	Lap	Seg1	Seg2	Seg3	Seg4	Lap Time	km/h	Local Time
1		28.262	27.564	22.167	1'52.798	233,8	15:17'13.223	1		24.802	27.115	22.187	1'48.232	240,0	15:17'08.657
2	26.377	24.094	28.260	22.101	1'40.832	235,8	15:18'54.055	2	26.548	23.739	27.122	21.895	1'39.304	236,8	15:18'47.961
3	26.259	24.091	27.580	22.120	1'40.050	235,8	15:20'34.105	3	26.436	23.739	27.308	22.007	1'39.490	239,5	15:20'27.451
4	26.801	24.022	27.426	22.165	1'40.414	234,3	15:22'14.519	4	26.432	23.494	27.022	21.866	1'38.814	235,3	15:22'06.265
5	26.503	23.902	27.509	22.161	1'40.075	235,8	15:23'54.594	5	56.952	31.152	33.170	38.777	2'40.051P	181,8	15:24'46.316
6	26.585	24.022	27.485	22.306	1'40.398	235,3	15:25'34.992	6	4'52.237	24.793	28.238	22.412	6'07.680P	229,8	15:30'53.996
7	26.522	24.107	27.477	22.191	1'40.297	234,3	15:27'15.289	7	26.486	23.786	27.420	22.018	1'39.710	232,8	15:32'33.706
8	26.451	24.214	27.705	22.159	1'40.529	233,3	15:28'55.818	8	26.307	23.577	27.210	22.110	1'39.204	233,3	15:34'12.910
9	26.475	24.030	27.607	22.336	1'40.448	233,8	15:30'36.266	9	26.378	23.555	27.226	22.033	1'39.192	233,8	15:35'52.102
10	26.578	24.038	27.925	22.194	1'40.735	231,8	15:32'17.001	10	26.247	23.607	27.087	22.070	1'39.011	234,3	15:37'31.113
11	26.486	24.011	27.506	22.214	1'40.217	232,3	15:33'57.218	11	26.396	23.583	27.114	22.081	1'39.174	233,3	15:39'10.287
12	26.465	23.999	27.683	22.159	1'40.306	234,3	15:35'37.524	12	26.407	23.557	27.085	22.097	1'39.146	234,3	15:40'49.433
13	26.366	24.126	27.595	22.201	1'40.288	234,3	15:37'17.812	13	26.560	23.902	27.216	21.992	1'39.670	232,3	15:42'29.103
14	26.488	23.992	27.474	22.134	1'40.088	233,8	15:38'57.900	14	26.373	23.581	27.164	21.980	1'39.098	232,8	15:44'08.201
15	26.415	23.925	27.926	22.292	1'40.558	232,8	15:40'38.458	15	26.308	23.680	27.125	22.010	1'39.123	234,8	15:45'47.324
16	26.475	24.137	27.919	22.163	1'40.694	232,8	15:42'19.152								
17	26.438	23.998	27.811	22.528	1'40.775	234,8	15:43'59.927								
18	26.385	23.925	27.620	22.035	1'39.965	234,8	15:45'39.892								
							Race Time 30'19.467								

20° 36 S. KRÖZE [1'40.804]							
Lap	Seg1	Seg2	Seg3	Seg4	Lap Time	km/h	Local Time
1		25.937	27.683	22.466	1'51.762	239,5	15:17'12.187
2	26.863	24.145	27.601	22.363	1'40.972	237,9	15:18'53.159
3	26.651	24.144	27.682	22.327	1'40.804	237,9	15:20'33.963
4	26.751	24.385	27.476	22.341	1'40.953	237,4	15:22'14.916
5	26.664	24.065	27.693	22.384	1'40.806	237,4	15:23'55.722
6	26.741	24.206	27.594	22.462	1'41.003	235,8	15:25'36.725
7	26.855	24.232	27.810	22.360	1'41.257	235,3	15:27'17.982
8	26.911	24.190	27.842	22.483	1'41.426	235,3	15:28'59.408
9	26.943	24.390	27.982	22.383	1'41.698	235,3	15:30'41.106
10	26.876	24.243	27.824	22.361	1'41.304	233,3	15:32'22.410
11	26.870	24.232	27.888	22.357	1'41.347	233,8	15:34'03.757
12	27.397	24.143	27.927	22.395	1'41.862	232,8	15:35'45.619
13	26.790	24.134	27.759	22.265	1'40.948	234,3	15:37'26.567
14	26.887	24.171	27.839	22.277	1'41.174	233,3	15:39'07.741
15	26.798	24.184	27.907	22.339	1'41.228	231,3	15:40'48.969
16	27.229	24.065	27.563	22.294	1'41.151	235,3	15:42'30.120
17	26.925	24.162	27.915	22.367	1'41.369	235,3	15:44'11.489
18	26.757	24.229	27.864	22.664	1'41.514	234,3	15:45'53.003
							Race Time 30'32.578

21° 54 B. SOFUOGLU [1'39.564]							
Lap	Seg1	Seg2	Seg3	Seg4	Lap Time	km/h	Local Time
1		1'08.427	29.861	22.855	2'35.803	231,8	15:17'56.228
2	27.009	23.989	27.562	22.594	1'41.154	233,8	15:19'37.382
3	26.756	24.056	27.588	22.411	1'40.811	234,8	15:21'18.193
4	26.706	23.861	27.422	22.434	1'40.423	235,3	15:22'58.616
5	26.842	24.079	27.436	22.399	1'40.756	234,8	15:24'39.372
6	27.314	23.908	27.634	22.546	1'41.402	234,3	15:26'20.774
7	26.857	24.007	27.432	22.578	1'40.874	233,3	15:28'01.648
8	26.719	23.850	27.358	22.388	1'40.315	234,3	15:29'41.963
9	26.751	23.787	27.282	22.429	1'40.249	235,8	15:31'22.212
10	26.600	23.696	27.080	22.376	1'39.752	234,8	15:33'01.964
11	26.590	23.756	27.680	22.402	1'40.428	235,3	15:34'42.392
12	26.589	23.878	27.282	22.426	1'40.175	235,8	15:36'22.567
13	26.664	23.930	27.783	22.623	1'41.000	234,8	15:38'03.567
14	26.526	23.717	27.314	22.401	1'39.958	234,8	15:39'43.525
15	26.596	23.868	27.326	22.498	1'40.288	234,3	15:41'23.813
16	26.540	23.803	27.329	22.353	1'40.025	233,3	15:43'03.838
17	26.536	23.825	27.411	22.453	1'40.225	235,3	15:44'44.063
18	26.485	23.732	27.125	22.222	1'39.564	235,3	15:46'23.627
							Race Time 31'03.202

RET 10 U. ORRADRE [1'39.259]							
Lap	Seg1	Seg2	Seg3	Seg4	Lap Time	km/h	Local Time
1		24.349	28.308	22.165	1'48.792	240,5	15:17'09.217
2	26.581	23.849	27.196	22.254	1'39.880	241,1	15:18'49.097
3	26.320	23.640	27.306	21.993	1'39.259	238,9	15:20'28.356
4	26.343	23.889	27.242	22.233	1'39.707	244,3	15:22'08.063
5	26.656	24.015	27.415	22.231	1'40.317	241,6	15:23'48.380
6	26.492	23.737	27.424	21.944	1'39.597	237,9	15:25'27.977
7	26.374	23.730	27.358	21.870	1'39.332	237,9	15:27'07.309
8	26.571	23.731	27.221	22.076	1'39.599	238,9	15:28'46.908
9	27.873	23.710	27.742	22.014	1'41.339	236,8	15:30'28.247
10	26.473	23.744	27.332	21.961	1'39.510	238,4	15:32'07.757
11	26.423	23.656	27.354	22.075	1'39.508	237,4	15:33'47.265
12	26.473	23.715	27.390	22.107	1'39.685	235,8	15:35'26.950
13	26.543	23.950	27.732	22.129	1'40.354	229,3	15:37'07.304
14	26.785	24.212	28.742	22.918	1'42.657	214,7	15:38'49.961
							Race Time 23'29.536

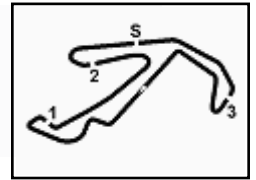
24° 32 O. BAYLISS [1'39.080]							
Lap	Seg1	Seg2	Seg3	Seg4	Lap Time	km/h	Local Time
1		23.909	27.925	22.117	1'46.717	232,3	15:17'07.142
2	26.553	23.767	27.076	22.242	1'39.638	238,4	15:18'46.780
3	26.401	23.562	27.147	21.970	1'39.080	238,4	15:20'25.860
4	49.632	26.507	29.874	7'06.774	8'52.787P	224,1	15:29'18.647
5	43.431	25.133	28.537	22.878	1'59.979P	228,8	15:31'18.626
6	27.302	24.402	27.720	22.761	1'42.185	230,8	15:33'00.811
7	26.894	24.203	27.833	23.003	1'41.933	227,4	15:34'42.744
8	26.738	23.905	27.483	22.304	1'40.430	235,3	15:36'23.174
9	26.648	23.918	27.498	22.607	1'40.671	236,3	15:38'03.845
10	26.616	23.978	27.652	22.277	1'40.523	235,3	15:39'44.368
11	26.680	24.037	27.592	22.249	1'40.558	234,8	15:41'24.926
12	26.683	23.968	27.552	22.239	1'40.442	233,8	15:43'05.368
13	26.737	24.004	27.707	22.245	1'40.693	235,3	15:44'46.061
14	26.705	23.958	27.362	22.211	1'40.236	235,3	15:46'26.297
							Race Time 31'05.872

RET 17 K. SMITH [1'38.919]							
Lap	Seg1	Seg2	Seg3	Seg4	Lap Time	km/h	Local Time
1		25.305	27.257	22.175	1'49.323	235,3	15:17'09.748
2	26.595	23.762	27.164	22.494	1'40.015	237,9	15:18'49.763
3	26.599	23.791	27.221	22.158	1'39.769	238,9	15:20'29.532
4	26.392	23.644	27.032	22.055	1'39.123	236,3	15:22'08.655
5	26.546	23.765	27.600	22.344	1'40.255	239,5	15:23'48.910
6	26.736	23.783	27.212	22.287	1'40.018	237,9	15:25'28.928
7	26.520	23.664	27.198	21.923	1'39.305	233,3	15:27'08.233
8	26.261	23.709	27.026	21.965	1'38.961	234,8	15:28'47.194
9	26.483	23.730	27.090	22.063	1'39.366	234,8	15:30'26.560

11/06/2022 P = Pits In/Out - C = Lap Time Cancelled

These data/results cannot be reproduced, stored and/or transmitted in whole or in part by any manner of electronic, mechanical, photocopying, recording, broadcasting or otherwise now known or herein after developed without the previous express consent by the copyright owner, except for reproduction in daily press and regular printed publications on sale to the public within 60 days of the event related to those data/results and always provided that copyright symbol appears together as follows below.

© DORNA WSBK ORGANIZATION Srl 2022



Pirelli Emilia-Romagna Round, 10-12 June 2022
Chronological Analysis Race 1

Start at 15:15'20.425

10	26.419	23.719	27.174	22.182	1'39.494	233,3	15:32'06.054
11	26.222	23.727	27.106	21.956	1'39.011	232,8	15:33'45.065
12	26.246	23.579	27.104	21.990	1'38.919	233,3	15:35'23.984
13	26.068	23.694	27.273	22.053	1'39.088	234,8	15:37'03.072

Race Time 21'42.647

RET 64 F. CARICASULO [1'38.789]

Lap	Seg.1	Seg.2	Seg.3	Seg.4	Lap Time	km/h	Local Time
1		23.620	27.007	22.025	1'45.096	236,8	15:17'05.521
2	26.554	23.637	27.056	21.956	1'39.203	237,4	15:18'44.724
3	26.204	23.654	26.958	21.973	1'38.789	235,8	15:20'23.513
4	26.236	23.733	27.118	21.944	1'39.031	236,3	15:22'02.544
5	26.196	23.648	27.097	22.033	1'38.974	235,8	15:23'41.518
6	26.227	23.574	27.074	22.073	1'38.948	236,3	15:25'20.466
7	26.239	23.623	27.213	21.992	1'39.067	238,4	15:26'59.533
8	26.360	23.642	27.207	21.946	1'39.155	237,9	15:28'38.688
9	26.423	23.554	27.487	22.001	1'39.465	237,9	15:30'18.153
10	26.234	23.613	27.067	21.956	1'38.870	235,3	15:31'57.023
11	26.300	23.705	27.244	22.029	1'39.278	231,8	15:33'36.301

Race Time 18'15.876

RET 52 P. HOBELSBERGER [1'40.016]

Lap	Seg.1	Seg.2	Seg.3	Seg.4	Lap Time	km/h	Local Time
1		25.590	27.756	22.372	1'50.491	238,9	15:17'10.916
2	26.770	23.925	27.475	22.377	1'40.547	234,8	15:18'51.463
3	26.543	23.851	27.564	22.329	1'40.287	232,3	15:20'31.750
4	26.679	23.852	27.285	22.200	1'40.016	235,8	15:22'11.766
5	26.765	23.854	27.382	22.394	1'40.395	235,3	15:23'52.161
6	26.821	23.974	27.440	22.344	1'40.579	235,3	15:25'32.740
7	26.719	23.916	27.314	22.215	1'40.164	235,3	15:27'12.904
8	26.705	23.720			2'01.799P	235,3	15:29'14.703

Race Time 13'54.278

RET 21 B. CURRIE [1'40.235]

Lap	Seg.1	Seg.2	Seg.3	Seg.4	Lap Time	km/h	Local Time
1		25.617	27.397	22.391	1'51.114	234,3	15:17'11.539
2	26.720	24.449	27.374	22.732	1'41.275	233,3	15:18'52.814
3	26.460	24.040	27.544	22.218	1'40.262	234,3	15:20'33.076
4	26.638	23.954	27.452	22.191	1'40.235	234,8	15:22'13.311
5	26.672	24.003	27.337	22.468	1'40.480	234,3	15:23'53.791

Race Time 8'33.366

RET 6 J. BUIS [1'41.446]

Lap	Seg.1	Seg.2	Seg.3	Seg.4	Lap Time	km/h	Local Time
1		24.829	27.557	22.347	1'50.094	236,3	15:17'10.519
2	26.624	24.455	28.003	22.364	1'41.446	236,3	15:18'51.965

Race Time 3'31.540

11/06/2022 P = Pits In/Out - C = Lap Time Cancelled

These data/results cannot be reproduced, stored and/or transmitted in whole or in part by any manner of electronic, mechanical, photocopying, recording, broadcasting or otherwise now known or herein after developed without the previous express consent by the copyright owner, except for reproduction in daily press and regular printed publications on sale to the public within 60 days of the event related to those data/results and always provided that copyright symbol appears together as follows below.

© DORNA WSBK ORGANIZATION Srl 2022