

Pirelli Emilia-Romagna Round, 10-12 June 2022
Chronological Analysis Race 2

Misano Circuit Sic 58 4.226 m

Start at 12:45'12.375

1 / 5

1° 77 D. AEGERTER [1'37.862]								4° 62 S. MANZI [1'38.284]							
Lap	Seg1	Seg2	Seg3	Seg4	Lap Time	km/h	Local Time	Lap	Seg1	Seg2	Seg3	Seg4	Lap Time	km/h	Local Time
1		23.790	26.797	21.867	1'44.286	236,3	12:46'56.661	1		23.718	27.065	21.974	1'45.033	239,5	12:46'57.408
2	26.212	23.417	26.900	21.821	1'38.350	237,4	12:48'35.011	2	26.395	23.457	27.070	22.098	1'39.020	240,5	12:48'36.428
3	26.119	23.382	26.797	21.910	1'38.208	236,3	12:50'13.219	3	26.417	23.573	26.964	22.011	1'38.965	240,5	12:50'15.393
4	26.175	23.376	27.003	21.858	1'38.412	235,8	12:51'51.631	4	26.293	23.591	27.077	21.994	1'38.955	240,5	12:51'54.348
5	26.059	23.407	26.829	21.778	1'38.073	235,3	12:53'29.704	5	26.249	23.529	27.011	21.833	1'38.622	241,6	12:53'32.970
6	26.053	23.401	26.818	21.864	1'38.136	235,8	12:55'07.840	6	26.206	23.491	26.945	21.976	1'38.618	242,2	12:55'11.588
7	26.090	23.333	26.831	21.788	1'38.042	235,3	12:56'45.882	7	26.116	23.421	26.957	21.922	1'38.416	243,2	12:56'50.004
8	26.063	23.387	26.793	21.744	1'37.987	235,3	12:58'23.869	8	26.131	23.463	26.989	21.873	1'38.456	238,4	12:58'28.460
9	26.039	23.435	26.767	21.860	1'38.101	236,8	13:00'01.970	9	26.263	23.471	27.004	21.905	1'38.643	240,5	13:00'07.103
10	26.061	23.312	26.779	21.833	1'37.985	236,8	13:01'39.955	10	26.067	23.419	26.928	21.946	1'38.360	239,5	13:01'45.463
11	26.037	23.404	26.667	21.858	1'37.966	237,4	13:03'17.921	11	26.244	23.332	26.980	21.940	1'38.496	238,4	13:03'23.959
12	26.137	23.729	26.966	21.984	1'38.816	236,8	13:04'56.737	12	26.206	23.438	27.052	21.968	1'38.664	238,4	13:05'02.623
13	26.071	23.365	26.721	21.880	1'38.037	237,9	13:06'34.774	13	26.216	23.391	27.032	21.944	1'38.583	238,9	13:06'41.206
14	26.150	23.455	26.799	21.901	1'38.305	237,4	13:08'13.079	14	26.320	23.510	27.068	22.010	1'38.908	238,9	13:08'20.114
15	25.955	23.367	26.733	21.807	1'37.862	237,4	13:09'50.941	15	26.084	23.402	26.961	21.947	1'38.394	238,4	13:09'58.508
16	26.210	23.525	26.795	21.869	1'38.399	238,4	13:11'29.340	16	26.099	23.317	26.901	21.967	1'38.284	238,9	13:11'36.792
17	26.080	23.478	27.230	21.883	1'38.671	232,3	13:13'08.011	17	26.074	23.430	27.032	22.006	1'38.542	237,9	13:13'15.334
18	25.937	23.403	26.833	21.858	1'38.031	235,3	13:14'46.042	18	26.140	23.396	27.006	21.990	1'38.532	238,9	13:14'53.866
Race Time 29'33.667								Race Time 29'41.491							

2° 7 L. BALDASSARRI [1'38.031]								5° 61 C. ONCU [1'38.191]							
Lap	Seg1	Seg2	Seg3	Seg4	Lap Time	km/h	Local Time	Lap	Seg1	Seg2	Seg3	Seg4	Lap Time	km/h	Local Time
1		23.601	26.830	21.865	1'43.807	234,8	12:46'56.182	1		23.762	27.240	22.131	1'45.235	231,8	12:46'57.610
2	26.133	23.435	26.875	21.800	1'38.243	236,8	12:48'34.425	2	25.972	23.436	27.113	21.670	1'38.191	235,3	12:48'35.801
3	26.074	23.356	26.806	21.800	1'38.036	235,3	12:50'12.461	3	26.485	23.680	26.994	22.045	1'39.204	236,8	12:50'15.005
4	26.114	23.475	26.808	21.828	1'38.225	235,8	12:51'50.686	4	26.116	23.566	27.187	21.886	1'38.755	233,8	12:51'53.760
5	25.978	23.453	26.847	21.813	1'38.091	235,8	12:53'28.777	5	26.095	23.600	26.922	21.764	1'38.381	236,3	12:53'32.141
6	26.183	23.437	26.884	21.977	1'38.481	235,3	12:55'07.258	6	26.176	23.521	27.226	21.755	1'38.678	233,3	12:55'10.819
7	26.063	23.392	26.950	21.813	1'38.218	235,8	12:56'45.476	7	26.048	23.504	27.131	21.894	1'38.577	233,8	12:56'49.396
8	26.099	23.370	26.848	21.771	1'38.088	235,3	12:58'23.564	8	26.102	23.489	27.112	21.884	1'38.587	237,4	12:58'27.983
9	26.044	23.395	26.839	21.803	1'38.081	236,8	13:00'01.645	9	26.223	23.499	27.241	21.853	1'38.816	233,3	13:00'06.799
10	25.993	23.393	26.809	21.836	1'38.031	236,8	13:01'39.676	10	26.243	23.771	27.055	21.985	1'39.054	236,3	13:01'45.853
11	26.000	23.374	26.794	21.904	1'38.072	236,3	13:03'17.748	11	26.292	23.511	27.155	21.863	1'38.821	234,8	13:03'24.674
12	26.485	23.456	26.916	21.863	1'38.720	236,3	13:04'56.468	12	26.138	23.511	27.201	21.923	1'38.773	234,3	13:05'03.447
13	26.041	23.344	26.859	21.811	1'38.055	236,8	13:06'34.523	13	26.223	23.561	27.121	21.874	1'38.779	234,8	13:06'42.226
14	26.003	23.411	26.870	21.858	1'38.142	237,9	13:08'12.665	14	26.213	23.540	27.028	22.050	1'38.831	235,3	13:08'21.057
15	25.969	23.404	26.857	21.892	1'38.122	236,8	13:09'50.787	15	26.249	23.445	27.071	21.885	1'38.650	234,8	13:09'59.707
16	26.211	23.501	26.833	21.864	1'38.409	236,8	13:11'29.196	16	26.033	23.449	27.193	21.859	1'38.534	233,3	13:11'38.241
17	26.093	23.524	27.498	21.826	1'38.941	235,3	13:13'08.137	17	26.153	23.573	27.183	22.000	1'38.909	232,8	13:13'17.150
18	26.048	23.347	26.839	22.009	1'38.243	240,5	13:14'46.380	18	26.271	23.473	27.284	22.243	1'39.271	234,3	13:14'56.421
Race Time 29'34.005								Race Time 29'44.046							

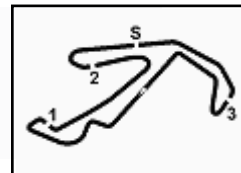
3° 11 N. BULEGA [1'37.671]								6° 64 F. CARICASULO [1'38.451]							
Lap	Seg1	Seg2	Seg3	Seg4	Lap Time	km/h	Local Time	Lap	Seg1	Seg2	Seg3	Seg4	Lap Time	km/h	Local Time
1		23.684	27.167	22.107	1'45.400	239,5	12:46'57.775	1		23.764	27.014	21.826	1'44.558	234,3	12:46'56.933
2	26.225	23.446	26.954	21.916	1'38.541	240,0	12:48'36.316	2	26.163	23.404	26.954	22.213	1'38.734	236,8	12:48'35.667
3	26.152	23.648	27.028	22.163	1'38.991	241,6	12:50'15.307	3	26.430	23.598	27.155	22.063	1'39.246	234,3	12:50'14.913
4	26.169	23.496	27.178	21.887	1'38.730	240,5	12:51'54.037	4	26.314	23.553	27.299	22.135	1'39.301	237,4	12:51'54.214
5	26.030	23.243	26.685	21.713	1'37.671	235,3	12:53'31.708	5	26.135	23.572	26.982	21.918	1'38.607	236,3	12:53'32.821
6	25.968	23.418	26.949	21.937	1'38.272	237,4	12:55'09.980	6	26.101	23.516	27.012	21.822	1'38.451	234,3	12:55'11.272
7	26.290	23.521	27.139	21.893	1'38.843	240,0	12:56'48.823	7	26.163	23.524	27.295	21.891	1'38.873	236,3	12:56'50.145
8	26.090	23.456	26.876	21.919	1'38.341	234,8	12:58'27.164	8	26.227	23.540	27.007	21.920	1'38.694	236,3	12:58'28.839
9	26.057	23.486	26.867	21.889	1'38.299	235,8	13:00'05.463	9	26.169	23.564	27.008	21.927	1'38.668	238,9	13:00'07.507
10	26.151	23.469	26.846	21.984	1'38.450	235,8	13:01'43.913	10	26.225	23.480	27.030	21.993	1'38.728	237,9	13:01'46.235
11	26.169	23.502	26.774	21.941	1'38.386	235,8	13:03'22.299	11	26.704	23.591	27.018	21.932	1'39.245	233,8	13:03'25.480
12	26.155	23.526	26.853	21.885	1'38.419	235,8	13:05'00.718	12	26.253	23.589	27.014	21.986	1'38.842	235,8	13:05'04.322
13	26.128	23.560	26.941	21.911	1'38.540	236,3	13:06'39.258	13	26.220	23.620	27.147	21.874	1'38.861	232,8	13:06'43.183
14	26.286	23.550	26.977	21.917	1'38.730	236,3	13:08'17.988	14	26.226	23.595	26.984	21.994	1'38.799	237,9	13:08'21.982
15	26.271	23.580	26.995	21.970	1'38.816	235,3	13:09'56.804	15	26.238	23.558	26.973	21.987	1'38.756	234,8	13:10'00.738
16	26.168	23.570	26.895	21.934	1'38.567	235,3	13:11'35.371	16	26.137	23.526	27.076	21.873	1'38.612	234,3	13:11'39.350
17	26.154	23.469	26.862	21.992	1'38.477	235,8	13:13'13.848	17	26.469	23.477	27.057	21.903	1'38.906	235,3	13:13'18.256
18	26.197	23.525	26.960	21.972	1'38.654	236,3	13:14'52.502	18	26.211	23.531	27.001	22.067	1'38.810	234,8	13:14'57.066
Race Time 29'40.127								Race Time 29'44.691							

12/06/2022

P = Pits In/Out - C = Lap Time Cancelled

These data/results cannot be reproduced, stored and/or transmitted in whole or in part by any manner of electronic, mechanical, photocopying, recording, broadcasting or otherwise now known or herein after developed without the previous express consent by the copyright owner, except for reproduction in daily press and regular printed publications on sale to the public within 60 days of the event related to those data/results and always provided that copyright symbol appears together as follows below.

© DORNA WSBK ORGANIZATION Srl 2022



Pirelli Emilia-Romagna Round, 10-12 June 2022
Chronological Analysis Race 2

Misano Circuit Sic 58 4.226 m

Start at 12:45'12.375

2 / 5

7° 55 Y. MONTELLA [1'38.193]							10° 3 R. DE ROSA [1'38.552]								
Lap	Seg1	Seg2	Seg3	Seg4	Lap Time	km/h	Local Time	Lap	Seg1	Seg2	Seg3	Seg4	Lap Time	km/h	Local Time
1		23.644	26.879	21.834	1'44.044	235,3	12:46'56.419	1		24.101	27.416	22.069	1'46.934	240,0	12:46'59.309
2	26.130	23.530	26.923	21.800	1'38.383	235,3	12:48'34.802	2	26.648	23.700	27.201	22.070	1'39.619	239,5	12:48'38.928
3	26.093	23.367	26.881	21.852	1'38.193	234,3	12:50'12.995	3	26.553	23.852	27.150	22.048	1'39.603	240,0	12:50'18.531
4	26.073	23.564	26.990	21.960	1'38.587	233,3	12:51'51.582	4	27.027	23.632	27.200	22.173	1'40.032	240,5	12:51'58.563
5	26.345	23.424	26.979	21.832	1'38.580	235,3	12:53'30.162	5	26.408	23.575	27.527	22.088	1'39.598	234,8	12:53'38.161
6	26.607	23.919	27.122	22.036	1'39.684	232,8	12:55'09.846	6	26.486	23.461	27.405	21.951	1'39.303	234,3	12:55'17.464
7	26.120	23.618	27.616	21.988	1'39.342	232,8	12:56'49.188	7	26.202	23.613	27.411	21.928	1'39.154	238,4	12:56'56.618
8	26.112	23.503	27.065	21.898	1'38.578	234,8	12:58'27.766	8	26.224	23.481	26.947	21.900	1'38.552	234,8	12:58'35.170
9	26.571	23.646	27.125	22.174	1'39.516	236,8	13:00'07.282	9	26.260	23.508	26.954	21.881	1'38.603	236,3	13:00'13.773
10	26.177	23.484	27.078	21.953	1'38.692	239,5	13:01'45.974	10	26.347	23.631	27.161	22.061	1'39.200	234,3	13:01'52.973
11	26.310	23.740	26.996	21.926	1'38.972	236,8	13:03'24.946	11	26.396	23.591	27.094	21.951	1'39.032	235,8	13:03'32.005
12	26.146	23.555	27.031	21.891	1'38.623	235,8	13:05'03.569	12	26.355	23.539	27.094	22.047	1'39.035	234,3	13:05'11.040
13	26.253	23.497	27.205	21.949	1'38.904	240,0	13:06'42.473	13	26.242	23.517	27.054	21.944	1'38.757	235,8	13:06'49.797
14	26.114	23.588	26.966	21.947	1'38.615	237,9	13:08'21.088	14	26.293	23.510	27.114	22.049	1'38.966	236,3	13:08'28.763
15	26.409	23.549	27.017	21.966	1'38.941	235,8	13:10'00.029	15	26.195	23.432	27.025	21.955	1'38.607	236,3	13:10'07.370
16	26.270	23.691	27.130	21.998	1'39.089	234,3	13:11'39.118	16	26.463	23.730	27.514	22.111	1'39.818	231,3	13:11'47.188
17	26.400	23.660	27.396	21.966	1'39.422	236,3	13:13'18.540	17	26.492	23.699	27.383	22.180	1'39.754	232,3	13:13'26.942
18	26.239	23.495	27.052	22.099	1'38.885	238,4	13:14'57.425	18	26.678	23.840	27.902	22.963	1'41.383	231,8	13:15'08.325
Race Time 29'45.050							Race Time 29'55.950								

8° 27 M. CASADEI [1'38.543]							11° 94 A. VERDOIA [1'39.370]								
Lap	Seg1	Seg2	Seg3	Seg4	Lap Time	km/h	Local Time	Lap	Seg1	Seg2	Seg3	Seg4	Lap Time	km/h	Local Time
1		23.830	27.144	22.009	1'46.492	238,9	12:46'58.867	1		24.560	27.246	22.247	1'47.738	237,4	12:47'00.113
2	26.551	23.476	27.193	22.087	1'39.307	236,8	12:48'38.174	2	26.442	23.918	27.246	22.271	1'39.877	236,8	12:48'39.990
3	26.185	23.373	27.087	21.898	1'38.543	236,8	12:50'16.717	3	26.338	23.801	27.236	22.124	1'39.499	236,3	12:50'19.489
4	26.168	23.396	27.100	21.972	1'38.636	238,4	12:51'55.353	4	26.431	23.788	27.282	22.178	1'39.679	236,8	12:51'59.168
5	26.440	23.559	27.054	21.909	1'38.962	237,4	12:53'34.315	5	26.540	23.735	27.291	22.217	1'39.783	235,3	12:53'38.951
6	26.231	23.383	27.094	22.023	1'38.731	236,8	12:55'13.046	6	26.498	23.621	27.177	22.142	1'39.438	237,4	12:55'18.389
7	26.286	23.359	27.146	21.935	1'38.726	236,3	12:56'51.772	7	26.415	23.868	27.346	22.057	1'39.686	235,3	12:56'58.075
8	26.329	23.353	27.183	21.949	1'38.814	236,8	12:58'30.586	8	26.265	23.756	27.348	22.172	1'39.541	235,3	12:58'37.616
9	26.343	23.390	27.031	21.961	1'38.725	239,5	13:00'09.311	9	26.300	23.895	27.340	22.158	1'39.693	234,8	13:00'17.309
10	26.363	23.502	27.090	22.042	1'38.997	237,4	13:01'48.308	10	26.219	23.876	27.353	22.108	1'39.556	234,3	13:01'56.865
11	26.415	23.497	27.196	21.953	1'39.061	236,8	13:03'27.369	11	26.257	23.870	27.365	22.131	1'39.623	234,3	13:03'36.488
12	26.288	23.428	27.259	21.993	1'38.968	237,4	13:05'06.337	12	26.364	23.973	27.484	22.200	1'40.021	234,3	13:05'16.509
13	26.389	23.390	27.306	22.116	1'39.201	237,9	13:06'45.538	13	26.115	23.871	27.373	22.062	1'39.421	234,3	13:06'55.930
14	26.397	23.545	27.348	22.147	1'39.437	237,4	13:08'24.975	14	26.171	23.840	27.334	22.115	1'39.460	234,8	13:08'35.390
15	26.509	23.544	27.169	21.947	1'39.169	238,4	13:10'04.144	15	26.159	23.813	27.286	22.112	1'39.370	234,8	13:10'14.760
16	26.445	23.485	27.226	22.057	1'39.213	236,8	13:11'43.357	16	26.339	23.854	27.338	22.326	1'39.857	236,3	13:11'54.617
17	26.381	23.504	27.336	22.091	1'39.312	235,8	13:13'22.669	17	26.421	23.712	27.406	22.182	1'39.721	237,4	13:13'34.338
18	26.324	23.525	27.375	22.143	1'39.367	237,4	13:15'02.036	18	26.176	23.770	27.430	22.189	1'39.565	233,8	13:15'13.903
Race Time 29'49.661							Race Time 30'01.528								

9° 16 J. CLUZEL [1'38.628]							12° 38 H. SOOMER [1'39.308]								
Lap	Seg1	Seg2	Seg3	Seg4	Lap Time	km/h	Local Time	Lap	Seg1	Seg2	Seg3	Seg4	Lap Time	km/h	Local Time
1		23.877	26.993	22.158	1'45.582	237,9	12:46'57.957	1		24.271	27.616	22.200	1'48.450	241,1	12:47'00.825
2	26.309	23.557	26.964	21.963	1'38.793	237,9	12:48'36.750	2	26.547	23.601	27.147	22.313	1'39.608	237,9	12:48'40.433
3	26.362	23.493	26.996	22.055	1'38.906	238,4	12:50'15.656	3	26.674	23.686	27.219	22.664	1'40.243	237,9	12:50'20.676
4	26.343	23.517	27.039	22.130	1'39.029	237,9	12:51'54.685	4	26.433	23.480	27.433	22.244	1'39.590	236,3	12:52'00.266
5	26.263	23.609	27.140	21.919	1'38.931	236,3	12:53'33.616	5	26.449	23.518	27.315	22.026	1'39.308	235,3	12:53'39.574
6	26.186	23.472	26.976	21.994	1'38.628	236,3	12:55'12.244	6	26.426	23.577	27.289	22.117	1'39.409	236,3	12:55'18.983
7	26.237	23.798	27.125	21.947	1'39.107	234,3	12:56'51.351	7	26.462	23.594	27.436	22.107	1'39.599	239,5	12:56'58.582
8	26.308	23.592	27.144	21.990	1'39.034	234,3	12:58'30.385	8	26.819	23.471	27.339	22.122	1'39.751	234,8	12:58'38.333
9	26.228	23.544	27.041	22.005	1'38.818	235,3	13:00'09.203	9	26.261	23.676	27.354	22.139	1'39.430	239,5	13:00'17.763
10	26.214	23.781	27.217	22.091	1'39.303	238,4	13:01'48.506	10	26.376	23.702	27.323	22.102	1'39.503	236,3	13:01'57.266
11	26.431	23.559	27.046	22.109	1'39.145	239,5	13:03'27.651	11	26.449	23.496	27.278	22.182	1'39.405	238,4	13:03'36.671
12	26.314	23.505	27.209	21.955	1'38.983	237,9	13:05'06.634	12	26.543	23.583	27.732	22.199	1'40.057	238,9	13:05'16.728
13	26.274	23.530	27.035	22.257	1'39.096	240,5	13:06'45.730	13	26.367	23.739	27.305	22.221	1'39.632	236,3	13:06'56.360
14	26.332	23.531	27.206	22.070	1'39.139	240,0	13:08'24.869	14	26.433	23.750	27.313	22.144	1'39.640	237,4	13:08'36.000
15	26.323	23.658	27.102	22.106	1'39.189	235,3	13:10'04.058	15	26.427	23.633	27.378	22.184	1'39.622	235,3	13:10'15.622
16	26.261	23.915	27.159	22.125	1'39.460	238,9	13:11'43.518	16	26.434	23.635	27.336	22.100	1'39.505	235,3	13:11'55.127
17	26.472	23.580	27.215	22.105	1'39.372	237,9	13:13'22.890	17	26.358	23.508	27.637	22.288	1'39.791	236,8	13:13'34.918
18	26.322	23.495	27.292	22.187	1'39.296	240,5	13:15'02.186	18	26.578	23.470	27.386	22.243	1'39.677	234,8	13:15'14.595
Race Time 29'49.811							Race Time 30'02.220								

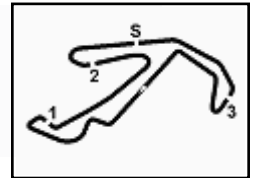
12/06/2022

P = Pits In/Out - C = Lap Time Cancelled

These data/results cannot be reproduced, stored and/or transmitted in whole or in part by any manner of electronic, mechanical, photocopying, recording, broadcasting or otherwise now known or herein after developed without the previous express consent by the copyright owner, except for reproduction in daily press and regular printed publications on sale to the public within 60 days of the event related to those data/results and always provided that copyright symbol appears together as follows below.

© DORNA WSBK ORGANIZATION Srl 2022





Pirelli Emilia-Romagna Round, 10-12 June 2022
Chronological Analysis Race 2

Misano Circuit Sic 58 4.226 m

Start at 12:45'12.375

3 / 5

13° 25 M. BRENNER [1'38.932]								16° 17 K. SMITH [1'39.160]							
Lap	Seg1	Seg2	Seg3	Seg4	Lap Time	km/h	Local Time	Lap	Seg1	Seg2	Seg3	Seg4	Lap Time	km/h	Local Time
1		24.026	26.938	22.043	1'45.724	233,3	12:46'58.099	1		24.412	27.476	22.302	1'48.693	238,9	12:47'01.068
2	26.405	23.630	26.938	21.989	1'38.962	233,8	12:48'37.061	2	27.105	23.775	27.079	21.969	1'39.928	234,8	12:48'40.996
3	26.323	23.629	27.126	22.027	1'39.105	233,3	12:50'16.166	3	26.677	23.691	27.203	22.210	1'39.781	238,4	12:50'20.777
4	26.240	23.536	27.144	22.012	1'38.932	233,3	12:51'55.098	4	26.552	23.692	27.182	22.241	1'39.667	234,3	12:52'00.444
5	26.266	23.727	27.147	22.091	1'39.231	231,3	12:53'34.329	5	26.409	23.677	27.451	22.304	1'39.841	234,8	12:53'40.285
6	26.445	23.559	27.096	21.966	1'39.066	232,8	12:55'13.395	6	26.542	23.729	29.416	22.113	1'41.800	229,3	12:55'22.085
7	26.469	23.768	27.250	22.079	1'39.566	231,8	12:56'52.961	7	26.584	23.806	27.367	22.104	1'39.861	231,8	12:57'01.946
8	26.289	23.702	27.374	22.161	1'39.526	230,8	12:58'32.487	8	26.283	23.721	27.142	22.061	1'39.207	233,8	12:58'41.153
9	26.478	23.763	27.331	22.095	1'39.667	231,3	13:00'12.154	9	26.514	23.714	27.203	22.112	1'39.543	237,9	13:00'20.696
10	28.377	24.469	27.252	21.982	1'42.080	231,3	13:01'54.239	10	26.334	23.748	27.282	22.233	1'39.597	234,8	13:02'00.293
11	26.425	23.965	27.508	22.110	1'40.008	231,3	13:03'34.242	11	26.354	23.620	27.156	22.177	1'39.307	233,3	13:03'39.600
12	26.517	23.857	27.479	22.144	1'39.997	230,3	13:05'14.239	12	26.386	23.811	27.219	22.037	1'39.453	233,3	13:05'19.053
13	26.288	23.972	27.468	22.112	1'39.840	229,8	13:06'54.079	13	26.274	23.665	27.085	22.136	1'39.160	234,8	13:06'58.213
14	26.461	23.955	27.528	22.122	1'40.066	230,8	13:08'34.145	14	26.459	23.766	27.318	22.343	1'39.886	235,8	13:08'38.099
15	26.352	23.877	27.497	22.321	1'40.047	229,8	13:10'14.192	15	26.553	23.801	27.240	22.100	1'39.694	231,3	13:10'17.793
16	26.423	23.947	27.420	22.157	1'39.947	229,3	13:11'54.139	16	26.416	23.780	27.333	22.136	1'39.665	231,8	13:11'57.458
17	26.489	23.996	27.834	22.266	1'40.585	229,8	13:13'34.724	17	26.499	23.739	27.380	22.161	1'39.779	231,8	13:13'37.237
18	26.458	24.018	27.409	22.295	1'40.180	236,3	13:15'14.904	18	26.638	24.082	27.449	22.370	1'40.539	232,8	13:15'17.776
Race Time 30'02.529								Race Time 30'05.401							

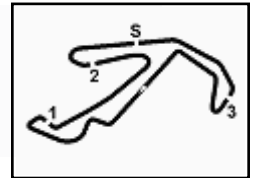
14° 56 P. SEBESTYEN [1'39.402]								17° 73 M. KOFLER [1'39.641]							
Lap	Seg1	Seg2	Seg3	Seg4	Lap Time	km/h	Local Time	Lap	Seg1	Seg2	Seg3	Seg4	Lap Time	km/h	Local Time
1		23.934	27.376	22.162	1'47.331	239,5	12:46'59.706	1		24.121	27.142	22.037	1'46.196	237,4	12:46'58.571
2	26.609	23.685	27.492	22.255	1'40.041	238,9	12:48'39.747	2	26.553	23.648	27.488	22.037	1'39.726	240,5	12:48'38.297
3	26.407	23.658	27.301	22.139	1'39.505	240,0	12:50'19.252	3	26.480	23.724	27.201	22.236	1'39.641	236,8	12:50'17.938
4	26.533	23.719	27.215	22.341	1'39.808	238,4	12:51'59.060	4	26.549	23.734	27.438	22.185	1'39.906	235,3	12:51'57.844
5	26.499	23.615	27.420	22.281	1'39.815	234,8	12:53'38.875	5	26.596	23.733	27.679	22.265	1'40.273	234,8	12:53'38.117
6	26.450	23.568	27.184	22.200	1'39.402	239,5	12:55'18.277	6	26.757	23.679	27.245	22.082	1'39.763	238,4	12:55'17.880
7	26.737	23.833	27.393	22.249	1'40.212	236,8	12:56'58.489	7	26.483	23.747	27.328	22.170	1'39.728	235,8	12:56'57.608
8	26.749	23.804	27.366	22.210	1'40.129	237,9	12:58'38.618	8	26.413	23.767	27.348	22.200	1'39.728	237,4	12:58'37.336
9	26.432	23.615	27.347	22.143	1'39.537	237,4	13:00'18.155	9	26.799	23.907	27.264	22.324	1'40.294	240,5	13:00'17.630
10	26.549	23.691	27.314	22.264	1'39.818	238,9	13:01'57.973	10	26.768	23.838	27.224	22.211	1'40.041	238,4	13:01'57.671
11	26.529	23.713	27.314	22.116	1'39.672	233,8	13:03'37.645	11	27.048	23.849	27.289	22.125	1'40.311	237,9	13:03'37.982
12	26.365	23.728	27.291	22.153	1'39.537	235,8	13:05'17.182	12	26.475	23.826	27.304	22.221	1'39.826	237,9	13:05'17.808
13	26.392	23.703	27.177	22.150	1'39.422	236,8	13:06'56.604	13	26.525	23.896	27.281	22.260	1'39.962	236,3	13:06'57.770
14	26.443	23.704	27.281	22.307	1'39.735	237,9	13:08'36.339	14	26.596	23.829	27.405	22.291	1'40.121	237,4	13:08'37.891
15	26.618	23.515	27.146	22.217	1'39.496	236,3	13:10'15.835	15	27.085	23.870	27.294	22.226	1'40.475	237,9	13:10'18.366
16	26.439	23.720	27.178	22.179	1'39.516	236,3	13:11'55.351	16	26.772	23.895	27.337	22.282	1'40.286	236,8	13:11'58.652
17	26.481	23.662	27.278	22.284	1'39.705	235,8	13:13'35.056	17	26.694	23.929	27.364	22.450	1'40.437	236,3	13:13'39.089
18	26.667	23.713	27.330	22.266	1'39.976	236,8	13:15'15.032	18	26.835	23.878	27.269	22.678	1'40.660	236,8	13:15'19.749
Race Time 30'02.657								Race Time 30'07.374							

15° 99 A. HUERTAS [1'39.173]								18° 54 B. SOFUOGLU [1'38.922]							
Lap	Seg1	Seg2	Seg3	Seg4	Lap Time	km/h	Local Time	Lap	Seg1	Seg2	Seg3	Seg4	Lap Time	km/h	Local Time
1		24.144	27.191	22.301	1'47.582	236,8	12:46'59.957	1		24.352	27.422	22.496	1'49.204	241,1	12:47'01.579
2	26.479	23.808	27.083	22.130	1'39.500	237,4	12:48'39.457	2	26.903	23.987	27.173	22.317	1'40.380	242,2	12:48'41.959
3	26.321	23.812	27.233	22.021	1'39.387	238,4	12:50'18.844	3	26.570	24.232	30.984	22.512	1'44.298	236,8	12:50'26.257
4	26.475	23.728	27.092	22.269	1'39.564	237,4	12:51'58.408	4	26.926	23.801	27.430	22.180	1'40.337	241,6	12:52'06.594
5	26.195	23.737	27.375	22.055	1'39.362	236,3	12:53'37.770	5	27.309	23.621	27.273	22.164	1'40.367	235,8	12:53'46.961
6	26.165	23.709	27.209	22.090	1'39.173	230,8	12:55'16.943	6	26.554	23.648	27.236	22.216	1'39.654	236,8	12:55'26.615
7	26.334	23.844	27.738	22.136	1'40.052	229,8	12:56'56.995	7	26.477	23.520	27.133	22.183	1'39.313	240,5	12:57'05.928
8	26.298	23.792	27.337	22.140	1'39.567	230,3	12:58'36.562	8	26.470	23.575	27.332	22.212	1'39.589	240,0	12:58'45.517
9	26.177	23.927	27.222	22.161	1'39.487	233,3	13:00'16.049	9	26.574	23.608	27.116	22.095	1'39.393	237,9	13:00'24.910
10	26.252	23.931	27.203	22.361	1'39.747	230,3	13:01'55.796	10	26.279	23.481	26.975	22.187	1'38.922	241,1	13:02'03.832
11	26.322	23.961	27.411	22.301	1'39.995	231,3	13:03'35.791	11	26.646	23.677	27.182	22.435	1'39.940	238,4	13:03'43.772
12	26.305	23.911	27.284	22.229	1'39.729	232,3	13:05'15.520	12	26.504	23.610	27.263	22.152	1'39.529	238,9	13:05'23.301
13	26.196	23.781	27.186	22.174	1'39.337	232,8	13:06'54.857	13	26.304	23.582	27.402	22.135	1'39.423	240,5	13:07'02.724
14	26.307	23.766	27.312	22.227	1'39.612	232,3	13:08'34.469	14	26.416	23.605	27.041	22.173	1'39.235	239,5	13:08'41.959
15	26.433	23.881	27.301	22.240	1'39.855	234,3	13:10'14.324	15	26.648	23.445	27.098	22.058	1'39.249	238,4	13:10'21.208
16	26.506	23.909	27.406	22.290	1'40.111	233,3	13:11'54.435	16	26.687	23.667	27.179	22.201	1'39.734	236,8	13:12'00.942
17	26.374	23.895	27.615	22.403	1'40.287	238,9	13:13'34.722	17	26.557	23.621	27.726	22.354	1'40.258	236,3	13:13'41.200
18	26.578	23.770	27.064	23.078	1'40.490	235,8	13:15'15.212	18	26.768	23.702	27.588	22.318	1'40.376	236,8	13:15'21.576
Race Time 30'02.857								Race Time 30'09.201							

12/06/2022 P = Pits In/Out - C = Lap Time Cancelled

These data/results cannot be reproduced, stored and/or transmitted in whole or in part by any manner of electronic, mechanical, photocopying, recording, broadcasting or otherwise now known or herein after developed without the previous express consent by the copyright owner, except for reproduction in daily press and regular printed publications on sale to the public within 60 days of the event related to those data/results and always provided that copyright symbol appears together as follows below.

© DORNA WSBK ORGANIZATION Srl 2022



Misano Circuit Sic 58 4.226 m

Pirelli Emilia-Romagna Round, 10-12 June 2022 Chronological Analysis Race 2

Start at 12:45'12.375

4 / 5

Table with 16 columns and 18 rows for race 19° (28 G. VAN STRAALEN [1'39.198]) and 22° (52 P. HOBELSBERGER [1'39.601]).

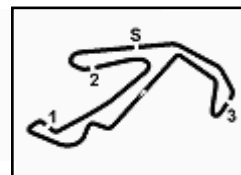
Table with 16 columns and 18 rows for race 20° (90 M. PATACCA [1'39.547]) and 23° (22 F. FULIGNI [1'39.682]).

Table with 16 columns and 18 rows for race 21° (29 N. SPINELLI [1'39.562]) and 24° (50 O. VOSTATEK [1'39.762]).

12/06/2022 P = Pits In/Dut - C = Lap Time Cancelled

These data/results cannot be reproduced, stored and/or transmitted in whole or in part by any manner of electronic, mechanical, photocopying, recording, broadcasting or otherwise now known or herein after developed without the previous express consent by the copyright owner, except for reproduction in daily press and regular printed publications on sale to the public within 60 days of the event related to those data/results and always provided that copyright symbol appears together as follows below.

© DORNA WSBK ORGANIZATION Srl 2022



Pirelli Emilia-Romagna Round, 10-12 June 2022 Chronological Analysis Race 2

Misano Circuit Sic 58 4.226 m

Start at 12:45'12.375

5 / 5

25° 36 S. KROEZE [1'40.255]								RET 24 L. TACCINI [1'39.643]							
Lap	Seg1	Seg2	Seg3	Seg4	Lap Time	km/h	Local Time	Lap	Seg1	Seg2	Seg3	Seg4	Lap Time	km/h	Local Time
1		24.611	28.025	22.567	1'50.765	239,5	12:47'03.140	1		24.444	27.392	22.605	1'49.093	241,1	12:47'01.468
2	26.991	23.998	27.993	22.279	1'41.261	238,4	12:48'44.401	2	26.839	24.027	27.135	22.235	1'40.236	241,6	12:48'41.704
3	26.963	24.100	28.082	22.480	1'41.625	237,4	12:50'26.026	3	26.481	23.911	27.089	22.203	1'39.684	239,5	12:50'21.388
4	26.786	24.032	27.778	22.438	1'41.034	236,3	12:52'07.060	4	26.496	23.866	27.048	22.233	1'39.643	241,1	12:52'01.031
5	26.596	24.089	27.512	22.220	1'40.417	234,8	12:53'47.477	5	26.627	23.970	27.313	22.256	1'40.166	240,5	12:53'41.197
6	26.556	23.999	27.617	22.220	1'40.392	236,3	12:55'27.869	6	27.873	23.868	27.494	22.256	1'41.491	241,6	12:55'22.688
7	26.578	24.084	27.505	22.253	1'40.420	234,3	12:57'08.289	7	26.621	23.974	27.256	22.276	1'40.127	240,5	12:57'02.815
8	26.577	24.100	27.471	22.229	1'40.377	233,3	12:58'48.666	8	26.590	23.872	27.175	22.373	1'40.010	238,4	12:58'42.825
9	26.696	24.076	27.480	22.199	1'40.451	236,3	13:00'29.117	9	26.604	23.950	27.088	22.314	1'39.956	237,4	13:00'22.781
10	26.515	24.026	27.399	22.315	1'40.255	235,3	13:02'09.372	10	26.447	23.970	27.115	22.239	1'39.771	237,4	13:02'02.552
11	26.803	23.919	27.581	22.272	1'40.575	233,8	13:03'49.947	11	29.837	24.323	27.310	22.497	1'43.967	235,3	13:03'46.519
12	26.624	24.141	27.600	22.375	1'40.740	233,8	13:05'30.687								
13	26.751	24.141	27.580	22.286	1'40.758	235,3	13:07'11.445								
14	26.711	24.057	27.669	22.286	1'40.723	235,8	13:08'52.168								
15	26.673	24.039	27.673	22.226	1'40.611	234,8	13:10'32.779								
16	26.740	24.143	27.627	22.359	1'40.869	235,3	13:12'13.648								
17	26.682	24.134	27.777	22.409	1'41.002	235,3	13:13'54.650								
18	26.828	24.045	27.798	22.629	1'41.300	232,8	13:15'35.950								
							Race Time 30'23.575								

26° 21 B. CURRIE [1'40.300]							
Lap	Seg1	Seg2	Seg3	Seg4	Lap Time	km/h	Local Time
1		24.660	27.770	22.467	1'50.046	233,8	12:47'02.421
2	26.773	24.342	27.610	22.259	1'40.984	235,8	12:48'43.405
3	26.440	24.039	27.522	22.299	1'40.300	232,3	12:50'23.705
4	26.469	24.059	27.346	22.619	1'40.493	232,3	12:52'04.198
5	26.564	24.221	27.655	22.408	1'40.848	230,8	12:53'45.046
6	26.549	24.224	27.474	22.287	1'40.534	231,3	12:55'25.580
7	26.586	24.206	27.712	22.331	1'40.835	230,8	12:57'06.415
8	26.592	24.159	27.514	22.447	1'40.712	230,8	12:58'47.127
9	26.728	24.179	27.370	22.469	1'40.746	231,8	13:00'27.873
10	26.794	24.202	27.638	22.578	1'41.212	231,8	13:02'09.085
11	26.939	24.462	27.573	22.484	1'41.458	231,3	13:03'50.543
12	26.715	24.159	27.654	22.411	1'40.939	231,8	13:05'31.482
13	26.663	24.102	27.516	22.424	1'40.705	232,3	13:07'12.187
14	26.662	24.163	27.734	22.516	1'41.075	232,3	13:08'53.262
15	26.766	24.384	27.833	22.563	1'41.546	230,8	13:10'34.808
16	26.780	24.187	27.778	22.677	1'41.422	230,3	13:12'16.230
17	26.945	24.212	28.205	22.660	1'42.022	229,8	13:13'58.252
18	26.799	24.476	28.257	22.923	1'42.455	230,3	13:15'40.707
							Race Time 30'28.332

RET 13 L. OTTAVIANI [1'39.350]							
Lap	Seg1	Seg2	Seg3	Seg4	Lap Time	km/h	Local Time
1		24.542	27.685	22.386	1'49.501	236,3	12:47'01.876
2	26.916	23.819	27.221	22.261	1'40.217	238,9	12:48'42.093
3	26.692	23.800	27.236	22.135	1'39.863	234,8	12:50'21.956
4	26.393	23.561	27.311	22.211	1'39.476	237,4	12:52'01.432
5	26.493	23.774	27.390	22.223	1'39.880	238,4	12:53'41.312
6	26.629	23.550	27.213	22.076	1'39.468	235,8	12:55'20.780
7	26.539	23.682	27.332	22.082	1'39.635	234,8	12:57'00.415
8	26.487	23.680	27.285	22.098	1'39.550	235,8	12:58'39.965
9	26.555	23.756	27.329	22.158	1'39.798	234,8	13:00'19.763
10	26.374	23.669	27.217	22.090	1'39.350	234,8	13:01'59.113
							Race Time 16'46.738

RET 10 U. ORRADRE [1'39.305]							
Lap	Seg1	Seg2	Seg3	Seg4	Lap Time	km/h	Local Time
1		24.034	27.405	22.152	1'46.783	243,2	12:46'59.158
2	26.466	23.625	27.179	22.035	1'39.305	243,2	12:48'38.463
3	26.577	23.640	27.154	22.209	1'39.580	242,2	12:50'18.043
							Race Time 5'05.668

RET 32 D. BAYLISS [1'39.849]							
Lap	Seg1	Seg2	Seg3	Seg4	Lap Time	km/h	Local Time
1		24.101	27.200	21.958	1'46.314	240,5	12:46'58.689
2	27.083	23.625	27.136	22.005	1'39.849	241,6	12:48'38.538
3	26.738	24.129	27.300	21.864	1'40.031	240,0	12:50'18.569
							Race Time 5'06.194

27° 6 J. BUIS [1'41.117]							
Lap	Seg1	Seg2	Seg3	Seg4	Lap Time	km/h	Local Time
1		24.619	27.828	22.552	1'50.404	236,3	12:47'02.779
2	27.067	24.075	27.990	22.424	1'41.556	235,3	12:48'44.335
3	26.851	24.159	28.116	22.527	1'41.653	232,8	12:50'25.988
4	27.413	24.194	28.042	22.730	1'42.379	234,3	12:52'08.367
5	26.814	24.049	27.873	22.381	1'41.117	233,3	12:53'49.484
6	26.981	24.313	27.886	22.992	1'42.172	232,3	12:55'31.656
7	26.954	24.314	28.155	22.640	1'42.063	231,8	12:57'13.719
8	26.904	24.237	28.021	22.877	1'42.039	231,8	12:58'55.758
9	26.915	24.425	28.171	22.471	1'41.982	231,8	13:00'37.740
10	26.538	24.191	28.092	22.782	1'41.603	231,8	13:02'19.343
11	26.745	24.205	28.045	22.876	1'41.871	230,8	13:04'01.214
12	26.934	24.391	28.090	22.775	1'42.190	232,3	13:05'43.404
13	26.698	24.328	28.185	22.718	1'41.929	231,3	13:07'25.333
14	27.896	24.572	28.441	22.717	1'43.626	232,3	13:09'08.959
15	26.807	24.455	28.216	22.713	1'42.191	231,8	13:10'51.150
16	26.982	24.356	28.453	22.647	1'42.438	230,8	13:12'33.588
17	26.881	24.643	28.423	22.686	1'42.633	231,3	13:14'16.221
18	26.956	24.415	28.388	22.997	1'42.756	232,8	13:15'58.977
							Race Time 30'46.602

12/06/2022 P = Pits In/Out - C = Lap Time Cancelled

These data/results cannot be reproduced, stored and/or transmitted in whole or in part by any manner of electronic, mechanical, photocopying, recording, broadcasting or otherwise now known or herein after developed without the previous express consent by the copyright owner, except for reproduction in daily press and regular printed publications on sale to the public within 60 days of the event related to those data/results and always provided that copyright symbol appears together as follows below.

© DORNA WSBK ORGANIZATION Srl 2022

