

**Pirelli Emilia-Romagna Round, 10-12 June 2022**  
**Chronological Analysis Free Practice 1st Session**

Misano Circuit Sic 58 4.226 m

1 / 6

1° 62 S. MANZI [1'38.082]							
Lap	Seg1	Seg2	Seg3	Seg4	Lap Time	km/h	Local Time
1							11:25'22.423
2	45.173	25.310	28.236	23.353	2'02.072P	240,0	11:27'24.495
3	27.269	23.970	27.667	22.616	1'41.522	239,5	11:29'06.017
4	26.862	23.754	27.437	22.321	1'40.374	238,9	11:30'46.391
5	26.573	23.609	27.301	22.321	1'39.804	238,4	11:32'26.195
6	26.437	23.890	27.191	22.222	1'39.740	240,5	11:34'05.935
7	26.416	23.619	27.109	22.258	1'39.402	240,0	11:35'45.337
8	26.197	23.472	27.030	22.056	1'38.755	242,2	11:37'24.092
9	28.592	23.882	27.297	22.270	1'42.041	242,7	11:39'06.133
10	26.345	23.408	27.003	22.093	1'38.849	241,1	11:40'44.982
11	31.397	25.135	28.028	46.867	2'11.427CP	231,3	11:42'56.409
12					8'40.358P		11:51'36.767
13	48.835	24.815	27.551	22.332	2'03.533P	237,4	11:53'40.300
14	26.335	23.572	27.082	21.977	1'38.966	240,5	11:55'19.266
15	26.130	23.399	26.974	22.147	1'38.650	241,1	11:56'57.916
16	26.113	23.435	27.044	22.031	1'38.623	238,9	11:58'36.539
17	29.094	24.572	27.814	39.042	2'00.522P	231,3	12:00'37.061
18					3'07.995P		12:03'45.056
19	45.237	24.228	27.197	22.063	1'58.725P	238,4	12:05'43.781
20	26.137	23.273	26.865	21.932	1'38.207	239,5	12:07'21.988
21	26.048	23.311	26.855	21.868	1'38.082	240,0	12:09'00.070

14	7'31.820	23.882	27.752	23.233	8'46.687P	234,8	11:56'41.746
15	26.115	23.581	26.996	21.968	1'38.660	235,8	11:58'20.406
16	26.320	23.645	27.163	24.769	1'41.897	236,3	12:00'02.303

4° 7 L. BALDASSARRI [1'38.971]							
Lap	Seg1	Seg2	Seg3	Seg4	Lap Time	km/h	Local Time
1							11:25'51.098
2	52.342	26.398	29.290	23.328	2'11.358P	232,3	11:28'02.456
3	26.892	24.459	27.654	22.645	1'41.650C	236,3	11:29'44.106
4	26.675	23.874	27.359	22.367	1'40.275	237,9	11:31'24.381
5	26.503	23.727	27.327	22.227	1'39.784C	237,9	11:33'04.165
6	26.353	23.738	27.238	22.016	1'39.345	237,4	11:34'43.510
7	26.483	23.713	27.178	22.182	1'39.556	237,9	11:36'23.066
8	26.469	23.697	26.976	22.110	1'39.252	238,4	11:38'02.318
9	26.364	23.710	26.985	21.959	1'39.018	238,4	11:39'41.336
10	26.570	23.958	27.966	22.691	1'41.185	235,3	11:41'22.521
11	26.458	25.003	29.004	11'13.220	12'33.685P	230,8	11:53'56.206
12	44.771	24.568	27.460	23.616	2'00.415P	236,8	11:55'56.621
13	26.430	23.743	26.977	22.091	1'39.241	238,4	11:57'35.862
14	26.403	23.660	26.925	21.983	1'38.971	238,9	11:59'14.833
15	26.462	23.810	27.090	23.522	1'40.884	239,5	12:00'55.717
16	43.487	24.957	29.348	2'25.921	4'03.713P	193,9	12:04'59.430
17	44.027	24.368	27.336	22.417	1'58.148P	236,8	12:06'57.578
18	26.428	23.637	26.928	22.074	1'39.067	238,9	12:08'36.645
19	26.336	23.614	26.990	22.067	1'39.007	238,9	12:10'15.652

2° 77 D. AEGERTER [1'38.219]							
Lap	Seg1	Seg2	Seg3	Seg4	Lap Time	km/h	Local Time
1							11:26'08.401
2	46.106	26.412	28.565	23.842	2'04.925P	231,3	11:28'13.326
3	27.575	24.495	27.388	22.658	1'42.116	235,3	11:29'55.442
4	26.715	24.788	27.195	22.344	1'41.042	236,3	11:31'36.484
5	26.463	23.899	26.984	22.083	1'39.429	236,8	11:33'15.913
6	26.304	23.784	26.845	22.051	1'38.984	237,4	11:34'54.897
7	26.356	23.800	26.891	22.021	1'39.068	237,4	11:36'33.965
8	26.284	23.750	26.856	21.958	1'38.848	236,8	11:38'12.813
9	26.056	23.655	26.820	21.976	1'38.507	237,4	11:39'51.320
10	26.401	23.672	27.356	22.042	1'39.471	237,4	11:41'30.791
11	26.131	23.838	26.876	22.028	1'38.873	237,9	11:43'09.664
12	26.143	23.560	26.804	21.980	1'38.487	237,4	11:44'48.151
13	26.116	23.604	27.098	11'19.046	12'35.864P	235,8	11:57'24.015
14	50.235	25.870	27.654	22.547	2'06.306P	234,3	11:59'30.321
15	26.515	23.948	26.873	22.071	1'39.407	236,8	12:01'09.728
16	26.264	23.648	26.896	22.416	1'39.224	239,5	12:02'48.952
17	26.200	23.659	26.798	21.900	1'38.557	238,4	12:04'27.509
18	26.253	23.521	27.076	22.049	1'38.899	240,5	12:06'06.408
19	26.438	23.939	28.489	22.821	1'41.687	229,3	12:07'48.095
20	26.180	23.452	27.113	21.987	1'38.732	240,0	12:09'26.827
21	26.100	23.476	26.707	21.936	1'38.219	240,0	12:11'05.046

5° 64 F. CARICASULO [1'39.020]							
Lap	Seg1	Seg2	Seg3	Seg4	Lap Time	km/h	Local Time
1							11:24'55.550
2	45.650	26.242	29.376	24.272	2'05.540P	230,3	11:27'01.090
3	27.772	24.499	27.907	23.068	1'43.246	233,3	11:28'44.336
4	26.983	24.134	27.479	22.546	1'41.142	236,3	11:30'25.478
5	26.454	23.864	27.251	22.553	1'40.122C	237,9	11:32'05.600
6	26.616	23.849	27.302	22.252	1'40.019	237,4	11:33'45.619
7	26.349	23.628	27.320	22.223	1'39.520	239,5	11:35'25.139
8	28.493	24.668	27.400	22.464	1'43.025	237,4	11:37'08.164
9	26.377	23.571	27.225	22.022	1'39.195	238,4	11:38'47.359
10	26.291	23.686	27.057	22.145	1'39.179	235,8	11:40'26.538
11	30.590	24.498	27.941	7'37.990	9'01.019P	236,8	11:49'27.557
12	51.220	27.484	27.537	22.440	2'08.681P	235,3	11:51'36.238
13	26.499	23.626	27.521	22.401	1'40.047	237,9	11:53'16.285
14	26.386	23.740	27.319	22.112	1'39.557	237,4	11:54'55.842
15	26.297	23.646	27.099	21.978	1'39.020	238,4	11:56'34.862
16	27.676	24.483	27.614	4'30.991	5'50.764P	234,8	12:02'25.626
17	44.787	24.168	27.510	22.303	1'58.768P	233,3	12:04'24.394
18	26.427	23.697	27.121	22.063	1'39.308	237,4	12:06'03.702
19	26.638	23.704	27.339	22.401	1'40.082	238,4	12:07'43.784
20	26.268	23.666	27.154	21.995	1'39.083	236,3	12:09'22.867
21	26.380	23.555	27.120	22.036	1'39.091	237,9	12:11'01.958

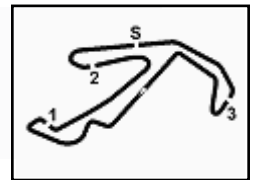
3° 61 C. ONCU [1'38.660]							
Lap	Seg1	Seg2	Seg3	Seg4	Lap Time	km/h	Local Time
1		25.386	28.677	23.198		234,3	11:27'30.323
2	26.900	23.922	27.788	22.663	1'41.273C	235,8	11:29'11.596
3	26.504	24.329	27.507	22.241	1'40.581	236,8	11:30'52.177
4	26.267	23.733	27.653	22.571	1'40.224	241,6	11:32'32.401
5	26.274	23.652	27.279	22.331	1'39.536	236,8	11:34'11.937
6	26.249	23.807	27.213	22.024	1'39.293	236,3	11:35'51.230
7	26.767	23.811	27.444	22.230	1'40.252	234,8	11:37'31.482
8	26.257	23.671	27.148	22.102	1'39.178	235,8	11:39'10.660
9	30.784	24.137	28.215	22.839	1'45.975C	231,8	11:40'56.635
10	26.306	23.726	27.155	22.186	1'39.373	235,8	11:42'36.008
11	28.429	23.973	27.630	27.027	1'47.059C	232,8	11:44'23.067
12	26.220	23.739	27.251	22.148	1'39.358	234,8	11:46'02.425
13	27.307	23.889	28.121	33.317	1'52.634CP	233,8	11:47'55.059

6° 94 A. VERDOIA [1'39.065]							
Lap	Seg1	Seg2	Seg3	Seg4	Lap Time	km/h	Local Time
1							11:25'49.911
2	53.852	26.273	29.320	23.443	2'12.888P	233,8	11:28'02.799
3	26.893	24.487	27.846	22.775	1'42.001	234,3	11:29'44.800
4	26.639	24.341	27.480	5'33.036	6'51.496P	234,8	11:36'36.296
5	46.234	25.371	28.045	23.203	2'02.853P	232,3	11:38'39.149
6	31.005	24.920	27.774	6'49.061	8'12.760CP	232,3	11:46'51.909
7	42.848	24.992	27.922	5'39.465	7'15.227P	231,8	11:54'07.136
8	43.816	25.059	27.648	23.016	1'59.539P	232,8	11:56'06.675
9	26.452	24.227	27.321	22.670	1'40.670	234,8	11:57'47.345
10	26.295	24.033	27.126	22.312	1'39.766	235,3	11:59'27.111
11	26.398	24.138	27.430	22.780	1'40.746	235,8	12:01'07.857

10/06/2022 P = Pits In/Out - C = Lap Time Cancelled

These data/results cannot be reproduced, stored and/or transmitted in whole or in part by any manner of electronic, mechanical, photocopying, recording, broadcasting or otherwise now known or herein after developed without the previous express consent by the copyright owner, except for reproduction in daily press and regular printed publications on sale to the public within 60 days of the event related to those data/results and always provided that copyright symbol appears together as follows below.

© DORNA WSBK ORGANIZATION Srl 2022



**Pirelli Emilia-Romagna Round, 10-12 June 2022**  
**Chronological Analysis Free Practice 1st Session**

Misano Circuit Sic 58 4.226 m

2 / 6

13	26.246	23.993	27.312	22.289	1'39.840	234,3	12:02'47.697
12	26.263	23.872	27.148	22.085	1'39.368	234,8	12:04'27.065
14	26.118	23.882	27.132	22.061	1'39.193	234,8	12:06'06.258
15	26.144	23.903	27.249	22.161	1'39.457	235,8	12:07'45.715
16	<b>26.113</b>	<b>23.785</b>	27.443	22.250	1'39.591	<b>242,2</b>	12:09'25.306
17	26.134	23.866	<b>27.060</b>	<b>22.005</b>	<b>1'39.065</b>	236,3	12:11'04.371

12	26.348	23.719	27.420	22.103	1'39.590	234,3	11:58'55.224
13	26.486	23.662	27.320	22.090	1'39.558	<b>237,9</b>	12:00'34.782
14	26.544	23.632	27.421	22.065	1'39.662	234,8	12:02'14.444
15	26.307	23.622	27.308	22.089	1'39.326	235,8	12:03'53.770
16	28.446	27.213	35.115	22.615	1'53.389	177,9	12:05'47.159
17	26.484	23.612	<b>27.089</b>	22.010	<b>1'39.195</b>	237,4	12:07'26.354
18	<b>26.305</b>	23.622	27.525	<b>21.974</b>	1'39.426	<b>237,9</b>	12:09'05.780
19	26.388	<b>23.596</b>	27.336	22.017	1'39.337	236,3	12:10'45.117

**7° 55 Y. MONTELLA [1'39.125]**

Lap	Seg.1	Seg.2	Seg.3	Seg.4	Lap Time	km/h	Local Time
1		25.293	28.206	23.251		235,3	11:27'32.450
2	27.255	24.308	27.539	22.678	1'41.780	236,8	11:29'14.230
3	26.570	23.914	27.260	22.247	1'39.991	237,9	11:30'54.221
4	26.527	23.941	27.245	22.216	1'39.929	238,4	11:32'34.150
5	27.264	23.883	27.596	22.402	1'41.145	<b>240,5</b>	11:34'15.295
6	26.315	24.007	27.183	22.306	1'39.811	237,4	11:35'55.106
7	26.315	23.723	27.081	22.297	1'39.416	237,9	11:37'34.522
8	29.352	24.381	28.111	35.959	1'57.803P	237,4	11:39'32.325
9	9'00.757	24.150	27.284	22.447	10'14.638P	235,8	11:49'46.963
10	26.725	23.984	27.167	22.160	1'40.036	235,3	11:51'26.999
11	26.271	23.678	27.123	22.307	1'39.379	236,3	11:53'06.378
12	<b>26.206</b>	23.731	<b>27.079</b>	<b>22.109</b>	<b>1'39.125</b>	236,3	11:54'45.503
13	26.265	<b>23.629</b>	27.134	22.356	1'39.384	235,8	11:56'24.887
14	26.269	23.762	27.257	36.263	1'53.551P	235,3	11:58'18.438
15	5'05.043	24.251	27.476	22.491	6'19.261P	234,8	12:04'37.699
16	26.498	23.904	27.268	22.333	1'40.003	236,3	12:06'17.702
17	26.524	24.791	27.595	22.486	1'41.396	233,3	12:07'59.098
18	26.702	24.055	27.629	22.521	1'40.907C	238,4	12:09'40.005
19	26.458	23.955	27.269	22.327	1'40.009	236,3	12:11'20.014

**10° 25 M. BRENNER [1'39.341]**

Lap	Seg.1	Seg.2	Seg.3	Seg.4	Lap Time	km/h	Local Time
1							11:25'40.117
2	42.193	25.610	28.716	23.650	2'00.169P	229,8	11:27'40.286
3	27.461	24.685	27.981	23.348	1'43.475	232,3	11:29'23.761
4	26.902	24.360	27.591	22.827	1'41.680	232,8	11:31'05.441
5	26.709	24.117	27.368	22.735	1'40.929	232,8	11:32'46.370
6	26.705	24.179	27.331	22.535	1'40.750	233,8	11:34'27.120
7	26.611	24.109	27.273	22.505	1'40.498	<b>234,3</b>	11:36'07.618
8	26.690	24.159	28.504	5'07.023	6'26.376P	231,8	11:42'33.994
9	44.870	24.789	29.596	23.484	2'02.739P	219,1	11:44'36.733
10	26.570	24.154	27.360	22.803	1'40.887	232,3	11:46'17.620
11	26.573	23.912	27.583	22.416	1'40.484	231,8	11:47'58.104
12	26.673	24.400	27.915	4'03.216	5'22.204P	231,8	11:53'20.308
13	42.109	24.883	27.763	22.670	1'57.425P	230,3	11:55'17.733
14	26.449	24.112	27.323	22.516	1'40.400	231,8	11:56'58.133
15	27.006	24.038	27.411	22.393	1'40.848	231,8	11:58'38.981
16	27.562	25.322	28.587	3'55.937	5'17.408P	230,3	12:03'56.389
17	41.535	24.673	27.815	22.536	1'56.559P	229,8	12:05'52.948
18	26.409	23.921	<b>27.150</b>	<b>22.141</b>	1'39.621	233,8	12:07'32.569
19	26.868	24.250	29.430	23.518	1'44.066	201,1	12:09'16.635
20	<b>26.225</b>	<b>23.779</b>	27.171	22.166	<b>1'39.341</b>	233,3	12:10'55.976

**8° 17 K. SMITH [1'39.128]**

Lap	Seg.1	Seg.2	Seg.3	Seg.4	Lap Time	km/h	Local Time
1							11:26'18.141
2	47.955	25.307	28.725	23.060	2'05.047P	230,8	11:28'23.188
3	27.600	24.312	28.764	22.592	1'43.268	224,5	11:30'06.456
4	26.889	24.148	27.472	22.317	1'40.826	233,3	11:31'47.282
5	26.509	23.962	27.862	22.528	1'40.861	231,8	11:33'28.143
6	26.596	23.915	27.336	22.167	1'40.014	234,3	11:35'08.157
7	26.222	23.792	27.195	22.066	1'39.275	234,3	11:36'47.432
8	27.525	24.715	27.271	6'45.954	8'05.465P	233,3	11:44'52.897
9	42.791	24.375	27.502	23.345	1'58.013P	233,3	11:46'50.910
10	26.485	23.790	27.247	22.243	1'39.765	231,8	11:48'30.675
11	26.349	23.777	27.175	22.148	1'39.449	232,3	11:50'10.124
12	26.437	<b>23.711</b>	27.223	22.102	1'39.473	232,3	11:51'49.597
13	26.253	26.564	27.812	22.456	1'43.085	234,3	11:53'32.682
14	26.379	23.826	27.385	7'55.519	9'13.109P	233,8	12:02'45.791
15	44.500	25.003	27.822	22.402	1'59.727P	230,8	12:04'45.518
16	26.276	23.836	<b>27.005</b>	<b>22.011</b>	<b>1'39.128</b>	233,3	12:06'24.646
17	<b>25.958</b>	24.888	27.132	22.615	1'40.593	234,3	12:08'05.239
18	35.441	24.681	27.272	22.230	1'49.624C	233,8	12:09'54.863

**11° 27 M. CASADEI [1'39.508]**

Lap	Seg.1	Seg.2	Seg.3	Seg.4	Lap Time	km/h	Local Time
1							11:29'12.490
2	26.875	24.172	27.799	22.301	1'41.147	<b>239,5</b>	11:30'53.637
3	26.964	23.891	27.935	22.472	1'41.262	235,8	11:32'34.899
4	27.289	23.914	31.495	26.328	1'49.026	234,3	11:34'23.925
5	27.192	23.919	27.607	22.441	1'41.159	235,8	11:36'05.084
6	26.838	23.872	27.552	22.364	1'40.626	236,8	11:37'45.710
7	26.996	23.718	27.454	22.282	1'40.450	237,9	11:39'26.160
8	28.179	27.403	28.333	35.030	1'58.945P	235,3	11:41'25.105
9	6'54.179	24.336	27.761	22.327	8'08.603P	233,8	11:49'33.708
10	26.738	26.073	27.709	22.564	1'43.084	232,8	11:51'16.792
11	26.902	23.974	27.478	22.422	1'40.776	234,3	11:52'57.568
12	26.822	23.862	27.638	22.395	1'40.717	235,3	11:54'38.285
13	27.757	24.993	28.095	36.274	1'57.119P	233,8	11:56'35.404
14	7'55.175	24.412	27.302	22.361	9'09.250P	236,3	12:05'44.654
15	26.650	23.683	<b>27.143</b>	22.381	1'39.857	236,3	12:07'24.511
16	<b>26.430</b>	<b>23.655</b>	27.269	<b>22.154</b>	<b>1'39.508</b>	237,4	12:09'04.019
17	28.936	24.184	27.354	22.247	1'42.721C	236,8	12:10'46.740

**9° 3 R. DE ROSA [1'39.195]**

Lap	Seg.1	Seg.2	Seg.3	Seg.4	Lap Time	km/h	Local Time
1		26.737	29.726	42.276		230,3	11:28'04.812
2	4'44.642	26.125	29.257	23.105	6'03.129P	229,3	11:34'07.941
3	26.973	24.559	28.160	22.832	1'42.524	233,3	11:35'50.465
4	27.381	24.189	27.951	22.664	1'42.185	<b>237,9</b>	11:37'32.650
5	26.668	23.875	27.590	22.355	1'40.488	235,8	11:39'13.138
6	26.542	23.832	27.349	22.288	1'40.011	235,3	11:40'53.149
7	26.491	23.751	27.601	22.125	1'39.968	236,8	11:42'33.117
8	28.552	25.924	29.768	39.300	2'03.544P	233,3	11:44'36.661
9	8'01.993	24.821	28.149	22.848	9'17.811P	232,8	11:53'54.472
10	26.633	24.125	27.714	23.237	1'41.709	233,8	11:55'36.181
11	26.315	23.731	27.318	22.089	1'39.453	235,3	11:57'15.634

**12° 16 J. CLUZEL [1'39.691]**

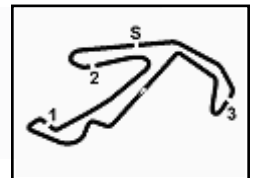
Lap	Seg.1	Seg.2	Seg.3	Seg.4	Lap Time	km/h	Local Time
1							11:25'22.104
2	43.818	25.815	28.886	23.657	2'02.176P	232,3	11:27'24.280
3	27.714	24.396	27.721	22.409	1'42.240	236,3	11:29'06.520
4	26.587	24.161	27.474	22.507	1'40.729	237,4	11:30'47.249
5	26.589	23.863	<b>27.230</b>	22.239	1'39.921	237,9	11:32'27.170
6	27.774	24.817	27.959	6'11.532	7'32.082P	236,8	11:39'59.252
7	43.426	25.035	27.937	22.723	1'59.121P	233,8	11:41'58.373
8	26.768	26.809	27.583	22.626	1'43.786	235,3	11:43'42.159
9	26.693	23.986	27.422	22.483	1'40.584	235,8	11:45'22.743

10/06/2022 P = Pits In/Out - C = Lap Time Cancelled

These data/results cannot be reproduced, stored and/or transmitted in whole or in part by any manner of electronic, mechanical, photocopying, recording, broadcasting or otherwise now known or herein after developed without the previous express consent by the copyright owner, except for reproduction in daily press and regular printed publications on sale to the public within 60 days of the event related to those data/results and always provided that copyright symbol appears together as follows below.

© DORNA WSBK ORGANIZATION Srl 2022





**Pirelli Emilia-Romagna Round, 10-12 June 2022**  
**Chronological Analysis Free Practice 1st Session**

Misano Circuit Sic 58.4226 m

3 / 6

10	26.628	23.961	27.351	22.378	1'40.318	237,4	11:47'03.061
11	26.637	23.853	27.406	7'14.016	8'31.912P	236,3	11:55'34.973
12	46.718	25.999	28.220	22.644	2'03.581P	236,8	11:57'38.554
13	26.574	23.820	29.234	24.055	1'43.683	237,9	11:59'22.237
14	26.621	<b>23.819</b>	34.135	23.453	1'48.028C	234,8	12:01'10.265
15	26.457	23.839	27.249	22.218	1'39.763	239,5	12:02'50.028
16	26.478	23.889	27.245	<b>22.079</b>	<b>1'39.691</b>	<b>240,5</b>	12:04'29.719
17	30.098	24.113	27.583	22.452	1'44.246C	235,8	12:06'13.965
18	<b>26.446</b>	23.845	27.364	22.267	1'39.922	237,4	12:07'53.887
19	34.222	26.796	32.879	26.063	1'59.960C	235,3	12:09'53.847

10	26.822	24.326	27.479	22.431	1'41.058	234,8	12:01'11.746
11	26.721	24.079	27.260	22.349	1'40.409	235,8	12:02'52.155
12	26.546	23.895	27.226	22.323	1'39.990	235,3	12:04'32.145
13	28.628	23.895	27.304	22.446	1'42.273C	<b>236,3</b>	12:06'14.418
14	26.534	24.039	<b>27.203</b>	22.239	1'40.015	235,3	12:07'54.433
15	26.686	27.978	28.868	22.371	1'45.903	229,8	12:09'40.336
16	26.560	<b>23.773</b>	27.291	<b>22.225</b>	<b>1'39.849</b>	235,8	12:11'20.185

**16° 69 T. BOOTH-AMOS [1'39.976]**

Lap	Seg1	Seg2	Seg3	Seg4	Lap Time	km/h	Local Time
1							11:26'18.820
2	47.655	25.539	29.152	23.224	2'05.570P	233,8	11:28'24.390
3	27.263	24.672	28.270	23.084	1'43.289	234,3	11:30'07.679
4	27.248	24.193	27.999	22.624	1'42.064	235,8	11:31'49.743
5	26.836	24.584	27.562	22.664	1'41.646	236,8	11:33'31.389
6	26.759	24.262	27.432	22.818	1'41.271	235,8	11:35'12.660
7	27.601	25.648	28.125	7'59.715	9'21.089P	235,8	11:44'33.749
8	43.290	31.039	34.021	29.466	2'17.816P	204,5	11:46'51.565
9	26.829	24.317	27.453	22.434	1'41.033	235,3	11:48'32.598
10	28.671	24.139	27.441	22.684	1'42.935C	235,8	11:50'15.533
11	26.636	23.965	27.360	22.630	1'40.591	235,3	11:51'56.124
12	28.920	25.178	27.995	22.575	1'44.668C	<b>239,5</b>	11:53'40.792
13	<b>26.530</b>	<b>23.805</b>	<b>27.262</b>	<b>22.379</b>	<b>1'39.976</b>	237,9	11:55'20.768
14	29.785	25.164	28.441	6'48.960	8'12.350P	232,3	12:03'33.118
15	42.267	29.503	38.373	22.485	2'12.628P	167,4	12:05'45.746
16	27.242	26.436	28.016	22.721	1'44.415	234,3	12:07'30.161
17	26.611	27.436	27.641	22.646	1'44.334C	236,3	12:09'14.495
18	26.613	24.066	27.479	22.712	1'40.870	236,8	12:10'55.365

**17° 56 P. SEBESTYEN [1'40.053]**

Lap	Seg1	Seg2	Seg3	Seg4	Lap Time	km/h	Local Time
1							11:25'07.263
2	42.293	25.826	29.870	25.532	2'03.521P	232,3	11:27'10.784
3	27.795	24.896	28.354	23.248	1'44.293	235,8	11:28'55.077
4	27.350	24.145	27.834	22.623	1'41.952	236,3	11:30'37.029
5	26.860	23.985	27.691	22.490	1'41.026C	237,4	11:32'18.055
6	26.954	24.002	27.680	22.380	1'41.016	237,9	11:33'59.071
7	26.929	23.957	27.483	22.528	1'40.897	<b>240,0</b>	11:35'39.968
8	26.674	23.897	27.589	22.304	1'40.464	237,9	11:37'20.432
9	26.831	23.994	27.512	22.406	1'40.743	238,4	11:39'01.175
10	26.786	24.020	27.384	26.873	1'45.063	237,4	11:40'46.238
11	<b>26.497</b>	<b>23.771</b>	27.466	22.330	1'40.064	237,4	11:42'26.302
12	27.180	24.469	28.804	10'12.125	11'32.578P	231,8	11:53'58.880
13	42.808	24.307	27.399	23.364	1'57.878P	237,9	11:55'56.758
14	26.645	23.882	<b>27.288</b>	<b>22.238</b>	<b>1'40.053</b>	239,5	11:57'36.811
15	26.687	23.870	27.491	22.411	1'40.459	237,4	11:59'17.270
16	26.800	29.084	37.538	23.409	1'56.831	148,8	12:01'14.101
17	26.733	24.040	27.408	22.410	1'40.591	237,9	12:02'54.692
18	26.927	23.940	32.980	22.782	1'46.629	179,1	12:04'41.321
19	26.840	23.848	27.731	22.477	1'40.896	236,3	12:06'22.217
20	26.797	23.979	27.740	22.449	1'40.965	234,8	12:08'03.182
21	26.918	27.361	29.326	23.027	1'46.632	235,8	12:09'49.814
22	26.723	24.049	27.498	22.440	1'40.710	235,8	12:11'30.524

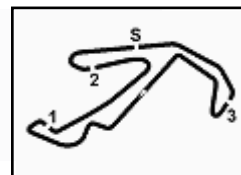
**18° 73 M. KOFLER [1'40.118]**

Lap	Seg1	Seg2	Seg3	Seg4	Lap Time	km/h	Local Time
1							11:24'55.970
2	45.451	26.254	32.056	24.107	2'07.868P	238,4	11:27'03.838
3	28.366	24.754	29.446	23.763	1'46.329	239,5	11:28'50.167
4	27.632	24.426	28.201	22.791	1'43.050	237,9	11:30'33.217
5	27.393	24.314	27.915	22.711	1'42.333	237,9	11:32'15.550
6	26.990	24.118	28.023	22.630	1'41.761	239,5	11:33'57.311
7	27.390	24.706	27.768	22.740	1'42.604	<b>240,0</b>	11:35'39.915

10/06/2022 P = Pits In/Out - C = Lap Time Cancelled

These data/results cannot be reproduced, stored and/or transmitted in whole or in part by any manner of electronic, mechanical, photocopying, recording, broadcasting or otherwise now known or herein after developed without the previous express consent by the copyright owner, except for reproduction in daily press and regular printed publications on sale to the public within 60 days of the event related to those data/results and always provided that copyright symbol appears together as follows below.

© DORNA WSBK ORGANIZATION Srl 2022



**Pirelli Emilia-Romagna Round, 10-12 June 2022**  
**Chronological Analysis Free Practice 1st Session**

Misano Circuit Sic 58.4226 m

4 / 6

8	27.069	24.185	27.571	22.504	1'41.329	<b>240,0</b>	11:37'21.244
9	26.826	23.982	27.565	22.598	1'40.971	239,5	11:39'02.215
10	28.776	25.431	28.147	12'27.478	13'49.832CP	237,4	11:52'52.047
11	43.914	24.670	29.166	22.754	2'00.504P	235,3	11:54'52.551
12	27.284	24.011	27.617	22.681	1'41.593	236,3	11:56'34.144
13	27.153	24.090	27.889	22.742	1'41.874	235,8	11:58'16.018
14	27.205	24.158	27.695	5'28.396	6'47.454P	236,8	12:05'03.472
15	40.713	24.536	27.699	22.593	1'55.541CP	234,3	12:06'59.013
16	<b>26.572</b>	<b>23.789</b>	<b>27.326</b>	<b>22.431</b>	<b>1'40.118</b>	236,8	12:08'39.131
17	26.963	23.916	27.335	22.485	1'40.699	237,4	12:10'19.830

3	27.137	24.306	27.945	22.844	1'42.232	233,3	11:30'49.127
4	27.039	24.267	27.552	22.472	1'41.330	<b>234,3</b>	11:32'30.457
5	26.656	25.459	31.513	24.928	1'48.556C	150,6	11:34'19.013
6	26.838	24.266	<b>27.302</b>	22.594	1'41.000	233,3	11:36'00.013
7	26.715	24.194	27.452	22.419	1'40.780	233,8	11:37'40.793
8	27.543	24.391	28.570	40.229	2'00.733P	<b>234,3</b>	11:39'41.526
9	9'30.550	25.240	27.899	22.921	10'46.610P	229,8	11:50'28.136
10	27.003	24.372	27.549	22.515	1'41.439	229,3	11:52'09.575
11	26.842	24.238	27.429	22.540	1'41.049	231,8	11:53'50.624
12	28.623	26.777	27.638	26.221	1'49.259	230,3	11:55'39.883
13	26.732	24.212	27.388	<b>22.374</b>	1'40.706	231,8	11:50'20.589
14	26.620	24.189	27.375	22.284	1'40.468C	232,3	11:59'01.057
15	27.825	27.309	28.476	36.767	2'00.377P	228,8	12:01'01.434
16	5'43.969	27.410	28.900	24.121	7'04.400P	230,8	12:08'05.834
17	26.675	24.276	27.482	27.189	1'45.622	233,8	12:09'51.456
18	<b>26.612</b>	<b>24.008</b>	27.409	22.395	<b>1'40.424</b>	232,3	12:11'31.880

**19° 38 H. SOOMER [1'40.258]**

Lap	Seg1	Seg2	Seg3	Seg4	Lap Time	km/h	Local Time
1		24.936	28.871	22.947		233,8	11:27'27.169
2	27.126	24.125	27.698	22.657	1'41.606	<b>239,5</b>	11:29'08.775
3	26.972	24.173	28.011	22.569	1'41.725	<b>239,5</b>	11:30'50.500
4	26.702	24.061	27.935	24.442	1'43.140	<b>239,5</b>	11:32'33.640
5	27.603	23.984	27.593	22.745	1'41.925	236,8	11:34'15.565
6	26.607	23.884	27.393	22.374	<b>1'40.258</b>	238,4	11:35'55.823
7	26.741	24.007	27.457	<b>22.260</b>	1'40.465	237,4	11:37'36.288
8	27.199	24.449	28.227	36.466	1'56.341P	235,8	11:39'32.629
9	5'38.622	27.769	27.762	23.505	6'57.658P	235,3	11:46'30.287
10	26.671	23.979	27.503	22.429	1'40.582	235,3	11:48'10.869
11	26.712	24.025	28.945	22.613	1'42.295	237,4	11:49'53.164
12	26.663	23.941	27.584	22.285	1'40.473	236,3	11:51'33.637
13	27.247	24.526	28.476	22.769	1'43.018	233,8	11:53'16.655
14	<b>26.527</b>	<b>23.860</b>	<b>27.383</b>	22.683	1'40.453	238,4	11:54'57.108
15	26.720	24.008	27.855	35.215	1'53.798P	237,4	11:56'50.906
16	4'30.047	24.659	27.733	22.902	5'45.341P	235,3	12:02'36.247
17	26.847	24.069	27.770	22.383	1'41.069	234,8	12:04'17.316
18	26.728	24.020	27.417	22.276	1'40.441	235,8	12:05'57.757
19	26.571	24.022	27.560	22.309	1'40.462	235,8	12:07'38.219
20	26.532	23.904	27.556	22.447	1'40.439	235,8	12:09'18.658
21	26.989	24.048	27.620	22.545	1'41.202	236,8	12:10'59.860

**22° 22 F. FULIGNI [1'40.518]**

Lap	Seg1	Seg2	Seg3	Seg4	Lap Time	km/h	Local Time
1		26.705	28.992	23.574		233,8	11:27'25.560
2	27.618	24.677	27.976	22.853	1'43.124	233,3	11:29'08.684
3	26.879	24.255	28.998	22.955	1'43.087	234,8	11:30'51.771
4	26.933	24.026	27.494	23.351	1'41.804	235,8	11:32'33.575
5	28.189	<b>24.016</b>	27.502	22.444	1'42.151	235,8	11:34'15.726
6	26.761	24.997	27.872	25.386	1'44.926	233,8	11:36'00.652
7	26.685	24.046	<b>27.417</b>	<b>22.370</b>	<b>1'40.518</b>	<b>240,0</b>	11:37'41.170
8	26.727	24.474	29.988	36.025	1'57.214CP	233,3	11:39'38.384
9	8'51.626	24.939	28.247	24.333	10'09.145P	232,8	11:49'47.529
10	26.939	24.094	27.517	22.566	1'41.116	232,8	11:51'28.645
11	26.818	24.031	27.571	23.713	1'42.133	233,3	11:53'10.778
12	26.763	24.187	27.538	22.525	1'41.013	234,3	11:54'51.791
13	<b>26.628</b>	24.035	27.584	22.441	1'40.688	232,8	11:56'32.479
14	26.930	28.131	28.274	35.202	1'58.537P	234,3	11:58'31.016
15	3'55.250	24.983	28.522	23.203	5'11.958P	231,3	12:03'42.974
16	26.926	24.258	27.859	22.913	1'41.956	231,8	12:05'24.930
17	29.446	27.061	30.116	23.859	1'50.482C	220,0	12:07'15.412
18	27.074	24.284	27.914	22.998	1'42.270	232,8	12:08'57.682
19	26.719	24.049	27.707	22.592	1'41.067C	234,8	12:10'38.749

**20° 32 O. BAYLISS [1'40.348]**

Lap	Seg1	Seg2	Seg3	Seg4	Lap Time	km/h	Local Time
1							11:24'58.621
2	44.456	25.920	30.521	24.222	2'05.119P	231,8	11:27'03.740
3	28.001	24.990	28.317	23.548	1'44.856	238,9	11:28'48.596
4	27.292	24.660	28.272	23.043	1'43.267C	237,4	11:30'31.863
5	26.977	24.422	27.759	22.679	1'41.837	238,4	11:32'13.700
6	28.320	25.581	27.760	22.750	1'44.411	240,0	11:33'58.111
7	26.855	24.218	27.466	22.547	1'41.086	239,5	11:35'39.197
8	26.607	24.159	27.608	22.487	1'40.861	<b>242,2</b>	11:37'20.058
9	26.642	24.108	27.346	22.416	1'40.512	238,4	11:39'00.570
10	26.786	24.022	<b>27.236</b>	22.523	1'40.567	238,4	11:40'41.137
11	27.994	24.757	28.143	9'17.565	10'38.459P	234,3	11:51'19.596
12	44.247	24.406	27.706	22.524	1'58.883P	237,9	11:53'18.479
13	26.651	24.204	27.407	22.399	1'40.661	239,5	11:54'59.140
14	26.769	<b>23.961</b>	27.377	22.406	1'40.513	239,5	11:56'39.653
15	26.596	24.059	27.352	22.341	<b>1'40.348</b>	239,5	11:58'20.001
16	<b>26.487</b>	24.108	27.284	22.508	1'40.387	<b>242,2</b>	12:00'00.388
17	26.576	24.032	27.408	22.336	1'40.352	237,9	12:01'40.740
18	27.379	24.814	28.740	2'31.666	3'52.599P	233,8	12:05'33.339
19	42.492	25.584	28.016	22.771	1'58.863P	237,4	12:07'32.202
20	26.781	24.115	27.582	22.376	1'40.854	237,4	12:09'13.056
21	26.711	24.026	27.326	<b>22.289</b>	1'40.352	237,9	12:10'53.408

**23° 50 O. VOSTATEK [1'40.604]**

Lap	Seg1	Seg2	Seg3	Seg4	Lap Time	km/h	Local Time
1							11:24'56.930
2	43.942	29.433	29.908	23.893	2'07.176P	232,3	11:27'04.106
3	28.295	24.826	28.674	22.958	1'44.753	235,8	11:28'48.859
4	27.707	24.707	28.205	22.868	1'43.487	239,5	11:30'32.346
5	27.232	24.565	27.865	22.521	1'42.183	237,9	11:32'14.529
6	27.186	24.382	28.244	22.589	1'42.401	<b>240,0</b>	11:33'56.930
7	26.863	24.091	28.136	22.510	1'41.600	235,3	11:35'38.530
8	26.745	24.272	27.953	22.683	1'41.653	233,8	11:37'20.183
9	29.017	26.368	28.245	12'18.098	13'41.728P	236,8	11:51'01.911
10	42.796	24.485	28.067	22.530	1'57.878P	233,8	11:52'59.789
11	26.702	27.817	30.727	22.365	1'47.611C	192,2	11:54'47.400
12	26.552	24.163	27.912	22.370	1'40.997	234,8	11:56'28.397
13	26.551	24.181	29.158	23.098	1'42.988	235,3	11:58'11.385
14	26.719	24.006	27.760	<b>22.119</b>	<b>1'40.604</b>	235,8	11:59'51.989
15	26.591	<b>23.982</b>	27.807	22.295	1'40.675	235,3	12:01'32.664
16	26.688	23.991	27.807	22.238	1'40.724	235,8	12:03'13.388
17	26.627	24.164	27.889	22.328	1'41.008	234,8	12:04'54.396
18	<b>26.533</b>	24.169	<b>27.733</b>	22.271	1'40.706	235,8	12:06'35.102
19	28.779	25.711	28.971	22.856	1'46.317	229,8	12:08'21.419
20	26.595	24.117	27.790	22.260	1'40.762	235,8	12:10'02.181

**21° 29 N. SPINELLI [1'40.424]**

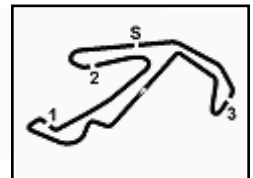
Lap	Seg1	Seg2	Seg3	Seg4	Lap Time	km/h	Local Time
1		25.835	28.871	23.499		226,4	11:27'23.567
2	27.906	24.606	28.174	22.642	1'43.328	232,3	11:29'06.895

10/06/2022 P = Pits In/Out - C = Lap Time Cancelled

These data/results cannot be reproduced, stored and/or transmitted in whole or in part by any manner of electronic, mechanical, photocopying, recording, broadcasting or otherwise now known or herein after developed without the previous express consent by the copyright owner, except for reproduction in daily press and regular printed publications on sale to the public within 60 days of the event related to those data/results and always provided that copyright symbol appears together as follows below.

© DORNA WSBK ORGANIZATION Srl 2022





**Pirelli Emilia-Romagna Round, 10-12 June 2022**  
**Chronological Analysis Free Practice 1st Session**

24° 54 B. SOFUOGLU [1'40.608]							
Lap	Seg.1	Seg.2	Seg.3	Seg.4	Lap Time	km/h	Local Time
1		26.366	30.642	24.386		234,3	11:28'22.676
2	28.577	24.545	28.549	23.327	1'44.998	238,4	11:30'07.674
3	27.834	24.309	27.924	23.040	1'43.107C	240,0	11:31'50.781
4	27.277	24.076	27.593	22.858	1'41.804	238,9	11:33'32.585
5	27.212	24.020	27.642	22.709	1'41.583	239,5	11:35'14.168
6	27.013	23.831	27.368	22.746	1'40.958	238,9	11:36'55.126
7	31.069	25.149	29.050	46.138	2'11.406CP	235,3	11:39'06.532
8	8'52.443	25.119	28.749	23.291	10'09.602P	235,8	11:49'16.134
9	26.842	24.165	27.519	22.773	1'41.299	237,4	11:50'57.433
10	26.709	23.944	27.437	22.723	1'40.813C	238,4	11:52'38.246
11	28.168	23.995	28.028	22.992	1'43.183	238,4	11:54'21.429
12	26.906	23.906	27.377	22.752	1'40.941C	238,9	11:56'02.370
13	27.308	24.302	27.559	22.780	1'41.949	238,4	11:57'44.319
14	27.008	23.963	27.634	22.699	1'41.304	240,0	11:59'25.623
15	27.095	24.112	28.059	23.320	1'42.586	237,9	12:01'08.209
16	26.702	23.998	27.492	22.633	1'40.825	238,9	12:02'49.034
17	26.700	24.066	27.283	22.559	1'40.608	240,0	12:04'29.642
18	26.863	23.896	27.372	22.609	1'40.740	238,9	12:06'10.382
19	26.836	23.880	27.526	22.591	1'40.833	238,9	12:07'51.215
20	26.794	27.053	33.400	23.208	1'50.455	237,9	12:09'41.670
21	26.973	23.785	27.454	22.555	1'40.767	243,2	12:11'22.437

16	26.673	24.528	29.005	22.628	1'42.834	233,3	12:06'22.573
17	26.627	24.207	27.655	22.534	1'41.023	234,8	12:08'03.596
18	26.654	24.361	31.804	24.166	1'46.985C	233,8	12:09'50.581
19	26.887	25.344	31.344	23.126	1'46.701	202,2	12:11'37.282

27° 24 L. TACCINI [1'40.726]							
Lap	Seg.1	Seg.2	Seg.3	Seg.4	Lap Time	km/h	Local Time
1							11:24'56.092
2	45.573	26.440	29.848	24.312	2'06.173P	234,3	11:27'02.265
3	28.421	25.112	28.999	23.955	1'46.487	233,8	11:28'48.752
4	27.550	24.734	28.047	23.178	1'43.509C	237,9	11:30'32.261
5	27.113	24.462	27.581	22.880	1'42.036	239,5	11:32'14.297
6	27.225	24.419	27.861	23.153	1'42.658	238,4	11:33'56.955
7	27.394	25.515	27.856	22.924	1'43.689	242,2	11:35'40.644
8	26.879	24.173	27.368	22.760	1'41.180	241,6	11:37'21.824
9	26.735	24.132	27.306	22.553	1'40.726	240,5	11:39'02.550
10	26.917	24.266	27.676	13'16.710	1'43.569P	237,9	11:41'53.119
11	45.134	24.923	27.883	23.261	2'01.201P	233,8	11:55'39.320
12	27.963	24.514	27.474	22.792	1'42.743C	237,4	11:57'22.063
13	27.101	24.399	27.722	22.720	1'41.942	236,8	11:59'04.005
14	27.091	24.317	27.563	23.020	1'41.991C	235,8	12:00'45.996
15	29.544	26.201	30.899	23.976	1'50.620C	219,1	12:02'36.616
16	27.014	24.308	27.564	22.768	1'41.654	236,8	12:04'18.270
17	27.195	24.309	27.503	22.847	1'41.854	237,4	12:06'00.124
18	27.622	24.560	28.827	22.902	1'43.911C	226,4	12:07'44.035
19	27.021	24.293	27.605	22.734	1'41.653	239,5	12:09'25.688
20	26.756	24.297	27.358	22.715	1'41.126	239,5	12:11'06.814

25° 99 A. HUERTAS [1'40.615]							
Lap	Seg.1	Seg.2	Seg.3	Seg.4	Lap Time	km/h	Local Time
1							11:25'35.087
2	41.423	25.538	28.067	23.451	1'58.479P	234,8	11:27'33.566
3	27.123	24.647	27.639	22.872	1'42.281	235,8	11:29'15.847
4	26.869	24.391	27.463	22.657	1'41.380	235,8	11:30'57.227
5	26.618	24.143	27.339	22.566	1'40.666	236,8	11:32'37.893
6	26.605	24.155	27.361	22.684	1'40.805	236,3	11:34'18.698
7	27.465	24.275	27.336	8'01.910	9'20.986P	236,8	11:43'39.684
8	40.665	24.507	27.599	22.807	1'55.578P	233,3	11:45'35.262
9	26.603	24.218	27.357	22.549	1'40.727	233,8	11:47'15.989
10	26.627	24.023	27.533	22.692	1'40.875	233,3	11:48'56.864
11	26.469	24.018	27.395	22.576	1'40.458C	233,8	11:50'37.322
12	26.543	24.057	27.455	22.560	1'40.615	233,8	11:52'17.937
13	32.124	24.799	35.186	22.556	1'54.665C	229,8	11:54'12.602
14	26.479	24.030	27.788	22.496	1'40.793	237,4	11:55'53.395
15	34.403	27.244	28.631	6'08.205	7'38.483CP	230,8	12:03'31.878
16	40.563	25.175	27.497	22.532	1'55.767P	232,8	12:05'27.645
17	28.057	26.581	29.795	24.026	1'48.459	218,6	12:07'16.104
18	26.715	24.152	27.723	22.696	1'41.286	236,3	12:08'57.390
19	26.611	23.999	27.542	22.584	1'40.736	235,3	12:10'38.126

28° 28 G. VAN STRAALLEN [1'40.795]							
Lap	Seg.1	Seg.2	Seg.3	Seg.4	Lap Time	km/h	Local Time
1							11:26'25.503
2	45.803	26.684	30.106	23.841	2'06.434P	226,4	11:28'31.937
3	28.168	24.867	28.626	22.928	1'44.589	232,3	11:30'16.526
4	27.168	24.598	28.918	23.036	1'43.720	232,8	11:32'00.246
5	27.102	24.371	28.213	22.683	1'42.369	232,8	11:33'42.615
6	27.193	24.475	28.506	22.646	1'42.820C	231,8	11:35'25.435
7	26.807	24.358	27.604	22.472	1'41.241	233,8	11:37'06.676
8	26.710	24.074	28.430	22.419	1'41.633	233,3	11:38'48.309
9	26.707	24.011	27.697	22.400	1'40.815	231,8	11:40'29.124
10	26.634	24.167	28.151	40.487	1'59.439P	233,8	11:42'28.563
11					4'25.437P		11:46'54.000
12	50.450	24.691	27.931	22.618	2'05.690P	232,8	11:48'59.690
13	26.625	24.421	27.741	22.628	1'41.415	233,3	11:50'41.105
14	26.661	24.245	27.772	22.583	1'41.261	233,8	11:52'22.366
15	26.926	24.612	37.962	42.698	2'12.198P	226,9	11:54'34.564
16	2'17.310	24.439	27.840	22.657	3'32.246P	232,8	11:58'06.810
17	26.657	24.159	27.572	22.407	1'40.795	233,8	11:59'47.605
18	26.630	24.046	27.954	22.556	1'41.186	232,3	12:01'28.791
19	26.775	24.703	47.134	22.638	2'01.250	216,4	12:03'30.041
20	26.817	24.589	28.206	22.719	1'42.331C	231,3	12:05'12.372
21	26.721	25.107	33.728	22.490	1'48.046	233,8	12:07'00.418
22	26.662	24.083	27.657	22.425	1'40.827	234,8	12:08'41.245
23	26.615	24.127	27.692	22.393	1'40.827	234,8	12:10'22.072

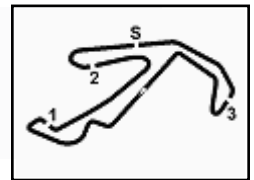
26° 21 B. CURRIE [1'40.639]							
Lap	Seg.1	Seg.2	Seg.3	Seg.4	Lap Time	km/h	Local Time
1		26.456	29.183	24.688		231,8	11:27'47.574
2	27.978	24.952	28.248	23.154	1'44.332	231,8	11:29'31.906
3	29.130	25.257	28.523	24.073	1'46.983	232,3	11:31'18.889
4	27.056	24.429	27.806	22.920	1'42.211	232,8	11:33'01.100
5	30.334	24.296	27.718	22.737	1'45.085	234,3	11:34'46.185
6	26.874	24.338	27.717	22.699	1'41.628	232,8	11:36'27.813
7	28.418	26.420	29.443	39.577	2'03.858P	233,8	11:38'31.671
8	7'00.543	26.524	28.602	23.604	8'19.273P	228,8	11:46'50.944
9	27.217	24.759	27.729	22.880	1'42.585	233,8	11:48'33.529
10	28.137	24.418	27.532	22.545	1'42.632	234,3	11:50'16.161
11	26.527	24.191	27.645	22.660	1'41.023C	234,3	11:51'57.184
12	26.610	26.932	28.195	22.555	1'44.292	234,3	11:53'41.476
13	26.518	24.158	27.372	22.591	1'40.639	235,3	11:55'22.115
14	27.703	27.125	28.855	40.036	2'03.719P	229,3	11:57'25.834
15	5'57.292	25.271	28.434	22.908	7'13.905P	230,3	12:04'39.739

29° 52 P. HOBELSBERGER [1'41.096]							
Lap	Seg.1	Seg.2	Seg.3	Seg.4	Lap Time	km/h	Local Time
1		27.561	30.104	24.806		232,8	11:27'18.360
2	28.205	25.323	28.648	23.978	1'46.154	234,3	11:29'04.514
3	27.693	25.047	28.437	23.604	1'44.781	237,4	11:30'49.295
4	27.708	24.705	28.109	23.597	1'44.119	238,9	11:32'33.414
5	32.181	25.141	28.249	39.531	2'05.102P	237,4	11:34'38.516
6	5'37.112	25.384	28.809	23.404	6'54.709P	235,3	11:41'33.225
7	27.278	24.447	27.962	22.987	1'42.674	236,8	11:43'15.899

10/06/2022 P = Pits In/Out - C = Lap Time Cancelled

These data/results cannot be reproduced, stored and/or transmitted in whole or in part by any manner of electronic, mechanical, photocopying, recording, broadcasting or otherwise now known or herein after developed without the previous express consent by the copyright owner, except for reproduction in daily press and regular printed publications on sale to the public within 60 days of the event related to those data/results and always provided that copyright symbol appears together as follows below.

© DORNA WSBK ORGANIZATION Srl 2022



**Pirelli Emilia-Romagna Round, 10-12 June 2022**  
**Chronological Analysis Free Practice 1st Session**

8	26.957	24.402	27.740	22.925	1'42.024	237,4	11:44'57.923
9	27.462	26.478	29.916	40.617	2'04.473P	233,3	11:47'02.396
10	8'51.398	25.665	28.397	23.559	10'09.019P	235,3	11:57'11.415
11	26.971	24.313	27.629	22.716	1'41.629	236,8	11:58'53.044
12	26.866	<b>24.239</b>	27.513	<b>22.634</b>	1'41.252	236,8	12:00'34.296
13	27.429	24.479	28.515	36.957	1'57.380P	235,8	12:02'31.676
14	5'04.163	25.023	28.104	23.082	6'20.372P	235,3	12:08'52.048
15	<b>26.788</b>	24.241	<b>27.376</b>	22.691	<b>1'41.096</b>	236,8	12:10'33.144

**30° 36 S. KROEZE [1'42.663]**

Lap	Seg.1	Seg.2	Seg.3	Seg.4	Lap Time	km/h	Local Time
1		26.144	30.157	24.037		231,3	11:27'08.740
2	28.276	25.221	29.396	23.724	1'46.617	234,3	11:28'55.357
3	27.860	24.868	29.113	23.351	1'45.192	234,8	11:30'40.549
4	27.532	24.624	28.690	23.167	1'44.013	235,3	11:32'24.562
5	27.849	28.077	28.537	23.195	1'47.658	234,8	11:34'12.220
6	27.421	24.607	28.411	23.111	1'43.550	235,3	11:35'55.770
7	27.530	25.228	29.380	24.167	1'46.305	234,3	11:37'42.075
8	27.268	24.652	28.268	22.986	1'43.174	236,8	11:39'25.249
9	<b>27.260</b>	24.664	28.489	23.136	1'43.549	235,3	11:41'08.798
10	32.153	25.165	29.164	36.158	2'02.640CP	233,8	11:43'11.438
11	6'16.408	25.090	28.529	23.018	7'33.045P	234,3	11:50'44.483
12	27.503	24.717	28.222	22.958	1'43.400	234,3	11:52'27.883
13	27.480	24.738	31.206	24.010	1'47.434	229,8	11:54'15.317
14	27.403	25.230	28.257	22.942	1'43.832	235,8	11:55'59.149
15	27.332	24.516	28.277	23.105	1'43.230	236,8	11:57'42.379
16	27.343	24.633	28.432	23.328	1'43.736	235,8	11:59'26.115
17	27.583	24.603	31.563	24.545	1'48.294	193,5	12:01'14.409
18	27.388	24.647	28.351	22.832	1'43.218	237,4	12:02'57.627
19	30.119	24.785	29.159	23.070	1'47.133	233,8	12:04'44.760
20	27.349	<b>24.332</b>	28.292	22.914	1'42.887	237,4	12:06'27.647
21	27.261	24.401	28.149	22.958	1'42.769	236,3	12:08'10.416
22	27.292	24.399	28.164	<b>22.808</b>	<b>1'42.663</b>	237,4	12:09'53.079
23	27.266	24.762	<b>28.100</b>	23.019	1'43.147	<b>240,0</b>	12:11'36.226

**31° 6 J. BUIS [1'44.771]**

Lap	Seg.1	Seg.2	Seg.3	Seg.4	Lap Time	km/h	Local Time
1		26.319	29.593	24.184		232,8	11:27'47.794
2	28.089	24.885	<b>28.526</b>	<b>23.271</b>	<b>1'44.771</b>	<b>233,8</b>	11:29'32.565
3	<b>27.400</b>	<b>24.575</b>	30.488	46.857	2'09.320P	227,4	11:31'41.885

**32° 11 N. BULEGA**

Lap	Seg.1	Seg.2	Seg.3	Seg.4	Lap Time	km/h	Local Time
1							11:25'09.820
2	54.881				15'47.394P		11:40'57.214
3	46.139	29.817	<b>31.521</b>	2'51.482	4'38.959P	<b>218,2</b>	11:45'36.173

10/06/2022 P = Pits In/Out - C = Lap Time Cancelled

These data/results cannot be reproduced, stored and/or transmitted in whole or in part by any manner of electronic, mechanical, photocopying, recording, broadcasting or otherwise now known or herein after developed without the previous express consent by the copyright owner, except for reproduction in daily press and regular printed publications on sale to the public within 60 days of the event related to those data/results and always provided that copyright symbol appears together as follows below.

© DORNA WSBK ORGANIZATION Srl 2022