

Pirelli Emilia-Romagna Round, 10-12 June 2022
Results Tissot Superpole

Misano Circuit Sic 58.4.226 m

1 / 3

No.	Rider	Nat	Team	Bike	Class	Time	Gap	Rel.	Laps	Speed	
										Avg	Max
1	77 D. AEGERTER	SUI	Ten Kate Racing Yamaha	Yamaha YZF R6		1'37.173			10	156,562	236,3
2	11 N. BULEGA	ITA	Aruba.it Racing WorldSSP Team	Ducati Panigale V2		1'37.427	0.254	0.254	10	156,154	237,9
3	7 L. BALDASSARRI	ITA	Evan Bros.WorldSSP Yamaha Team	Yamaha YZF R6		1'37.504	0.331	0.077	9	156,031	237,9
4	64 F. CARICASULO	ITA	Althea Racing	Ducati Panigale V2		1'37.714	0.541	0.210	9	155,695	236,8
5	55 Y. MONTELLA	ITA	Kawasaki Puccetti Racing	Kawasaki ZX-6R		1'37.844	0.671	0.130	7	155,488	238,9
6	25 M. BRENNER	SUI	VFT Racing	Yamaha YZF R6	*	1'37.936	0.763	0.092	10	155,342	233,3
7	61 C. ONCU	TUR	Kawasaki Puccetti Racing	Kawasaki ZX-6R		1'37.995	0.822	0.059	8	155,249	240,5
8	16 J. CLUZEL	FRA	GMT94 Yamaha	Yamaha YZF R6		1'37.995	0.822	0.000	9	155,249	237,4
9	62 S. MANZI	ITA	Dynavolt Triumph	Triumph Street Triple RS		1'38.032	0.859	0.037	8	155,190	242,2
10	32 O. BAYLISS	AUS	BARNI Spark Racing Team	Ducati Panigale V2		1'38.154	0.981	0.122	10	154,997	238,9
11	94 A. VERDOIA	FRA	GMT94 Yamaha	Yamaha YZF R6		1'38.174	1.001	0.020	10	154,966	240,5
12	28 G. VAN STRAALEN	NED	EAB Racing Team	Yamaha YZF R6		1'38.229	1.056	0.055	10	154,879	233,3
13	73 M. KOFLER	AUT	CM Racing	Ducati Panigale V2		1'38.288	1.115	0.059	9	154,786	238,9
14	3 R. DE ROSA	ITA	Orelac Racing Verdnatura WorldSSP	Ducati Panigale V2		1'38.306	1.133	0.018	8	154,758	236,3
15	10 U. ORRADRE	ESP	MS Racing Yamaha WorldSSP	Yamaha YZF R6		1'38.376	1.203	0.070	11	154,647	245,5
16	56 P. SEBESTYEN	HUN	Evan Bros.WorldSSP Yamaha Team	Yamaha YZF R6		1'38.379	1.206	0.003	9	154,643	237,9
17	27 M. CASADEI	ITA	MV Agusta Reparto Corse	MV Agusta F3 800 RR		1'38.414	1.241	0.035	8	154,588	238,9
18	52 P. HOBELSBERGER	GER	Kallio Racing	Yamaha YZF R6		1'38.641	1.468	0.227	8	154,232	237,4
19	90 M. PATACCA	ITA	Renzi Corse	Ducati Panigale V2		1'38.739	1.566	0.098	9	154,079	241,1
20	69 T. BOOTH-AMOS	GBR	Prodina Racing WorldSSP	Kawasaki ZX-6R	*	1'38.790	1.617	0.051	8	153,999	240,0
21	29 N. SPINELLI	ITA	D34G Racing	Ducati Panigale V2	*	1'38.804	1.631	0.014	8	153,978	238,4
22	54 B. SOFUOGLU	TUR	MV Agusta Reparto Corse	MV Agusta F3 800 RR	*	1'38.856	1.683	0.052	9	153,897	240,0
23	99 A. HUERTAS	ESP	MTM Kawasaki	Kawasaki ZX-6R		1'39.030	1.857	0.174	9	153,626	237,4
24	24 L. TACCINI	ITA	Ten Kate Racing Yamaha	Yamaha YZF R6		1'39.037	1.864	0.007	10	153,615	240,5
25	17 K. SMITH	GBR	VFT Racing	Yamaha YZF R6		1'39.133	1.960	0.096	9	153,467	232,8
26	50 O. VOSTATEK	CZE	MS Racing Yamaha WorldSSP	Yamaha YZF R6		1'39.223	2.050	0.090	11	153,327	239,5
27	38 H. SOOMER	EST	Dynavolt Triumph	Triumph Street Triple RS		1'39.302	2.129	0.079	8	153,205	239,5
28	13 L. OTTAVIANI	ITA	AltoGo Racing Team	Yamaha YZF R6		1'39.349	2.176	0.047	9	153,133	234,3
29	22 F. FULIGNI	ITA	D34G Racing	Ducati Panigale V2	*	1'39.350	2.177	0.001	8	153,131	233,8
30	21 B. CURRIE	AUS	Motozoo Racing by Puccetti	Kawasaki ZX-6R		1'39.566	2.393	0.216	9	152,799	233,3
31	6 J. BUIJS	NED	Motozoo Racing by Puccetti	Kawasaki ZX-6R	*	1'39.861	2.688	0.295	9	152,348	234,8
32	36 S. KROEZE	NED	Kallio Racing	Yamaha YZF R6	*	1'40.286	3.113	0.425	8	151,702	236,8

Qualifying Lap Time [105% of 1'37.173]: 1'42.032

* WorldSSP Challenge

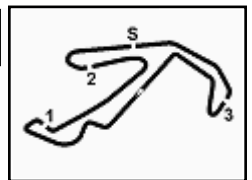
AIR	Humidity:	56%	Temp:	25°C
TRACK	Condition:	Dry	Temp:	34°C

Records	Pole	[QP]	2015 J.Cluzel	1'37.482	156,070	Km/h
	Race	[RC]	2018 S.Cortese	1'38.193	154,940	Km/h
	All Times	[QP]	2015 J.Cluzel	1'37.482	156,070	Km/h

Start 11/06/2022 10:25 End 10:50 The results are provisional until the end of the time limit for protests and appeals and the completion of the technical checks.

These data/results cannot be reproduced, stored and/or transmitted in whole or in part by any manner of electronic, mechanical, photocopying, recording, broadcasting or otherwise now known or herein after developed without the previous express consent by the copyright owner, except for reproduction in daily press and regular printed publications on sale to the public within 60 days of the event related to those data/results and always provided that copyright symbol appears together as follows below.

© DORNA WSBK ORGANIZATION Srl 2022



Pirelli Emilia-Romagna Round, 10-12 June 2022
Results Tissot Superpole

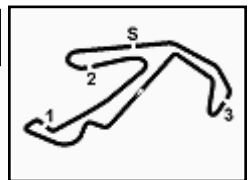
Session Highlights

Local Time	No. Rider	Description
10.25.00		Start
10.28.34	17 K. SMITH	Lap Cancelled [2'00.133] - Exceeded Track Limits - Turn 11
10.28.55	11 N. BULEGA	Lap Cancelled [1'55.652] - Exceeded Track Limits - Turn 11
10.29.09	16 J. CLUZEL	Current Lap Cancelled - Exceeded Track Limits - Turn 1
10.29.55	73 M. KOFLER	Lap Cancelled [1'39.800] - Exceeded Track Limits - Turn 11
10.30.23	69 T. BOOTH-AMOS	Lap Cancelled [1'40.370] - Exceeded Track Limits - Turn 11
10.30.45	50 O. VOSTATEK	Current Lap Cancelled - Exceeded Track Limits - Turn 1
10.30.54	10 U. ORRADRE	Current Lap Cancelled - Exceeded Track Limits - Turn 1
10.30.58	62 S. MANZI	Crashed - Turn 16
10.31.40	17 K. SMITH	Current Lap Cancelled - Exceeded Track Limits - Turn 1
10.32.11	54 B. SOFUOGLU	Current Lap Cancelled - Exceeded Track Limits - Turn 1
10.32.26	61 C. ONCU	Current Lap Cancelled - Exceeded Track Limits - Turn 1
10.32.28	6 J. BUIS	Current Lap Cancelled - Exceeded Track Limits - Turn 1
10.32.32	29 N. SPINELLI	Current Lap Cancelled - Exceeded Track Limits - Turn 1
10.32.40	13 L. OTTAVIANI	Current Lap Cancelled - Exceeded Track Limits - Turn 1
10.32.55	62 S. MANZI	Current Lap Cancelled - Exceeded Track Limits - Turn 3
10.32.55	73 M. KOFLER	Current Lap Cancelled - Exceeded Track Limits - Turn 1
10.33.27	3 R. DE ROSA	Current Lap Cancelled - Exceeded Track Limits - Turn 1
10.34.11	36 S. KROEZE	Current Lap Cancelled - Exceeded Track Limits - Turn 1
10.34.11	24 L. TACCINI	Current Lap Cancelled - Exceeded Track Limits - Turn 1
10.34.12	50 O. VOSTATEK	Current Lap Cancelled - Exceeded Track Limits - Turn 1
10.34.15	6 J. BUIS	Current Lap Cancelled - Exceeded Track Limits - Turn 1
10.34.29	28 G. VAN STRAALLEN	Lap Cancelled [1'38.845] - Yellow Flag - Turn 16
10.34.39	27 M. CASADEI	Lap Cancelled [1'38.353] - Yellow Flag - Turn 16
10.34.44	56 P. SEBESTYEN	Lap Cancelled [1'38.960] - Yellow Flag - Turn 16
10.34.46	73 M. KOFLER	Lap Cancelled [1'39.637] - Yellow Flag - Turn 16
10.34.54	32 O. BAYLISS	Lap Cancelled [1'39.610] - Yellow Flag - Turn 16
10.34.56	22 F. FULIGNI	Lap Cancelled [1'39.766] - Yellow Flag - Turn 16
10.35.13	7 L. BALDASSARRI	Lap Cancelled [1'38.363] - Yellow Flag - Turn 16
10.35.19	17 K. SMITH	Lap Cancelled [1'38.910] - Yellow Flag - Turn 16
10.35.21	11 N. BULEGA	Lap Cancelled [1'39.964] - Yellow Flag - Turn 16
10.37.07	64 F. CARICASULO	Lap Cancelled [1'38.236] - Exceeded Track Limits - Turn 16
10.37.21	10 U. ORRADRE	Lap Cancelled [1'46.912] - Exceeded Track Limits - Turn 16
10.41.22	54 B. SOFUOGLU	Current Lap Cancelled - Exceeded Track Limits - Turn 1
10.41.24	50 O. VOSTATEK	Current Lap Cancelled - Exceeded Track Limits - Turn 1
10.41.30	99 A. HUERTAS	Current Lap Cancelled - Exceeded Track Limits - Turn 3
10.42.14	25 M. BRENNER	Current Lap Cancelled - Exceeded Track Limits - Turn 1
10.42.36	94 A. VERDOIA	Current Lap Cancelled - Exceeded Track Limits - Turn 1
10.42.38	13 L. OTTAVIANI	Current Lap Cancelled - Exceeded Track Limits - Turn 1
10.43.10	54 B. SOFUOGLU	Current Lap Cancelled - Exceeded Track Limits - Turn 1
10.43.21	52 P. HOBELSBERGER	Current Lap Cancelled - Exceeded Track Limits - Turn 1
10.43.41	16 J. CLUZEL	Current Lap Cancelled - Exceeded Track Limits - Turn 1
10.44.02	25 M. BRENNER	Current Lap Cancelled - Exceeded Track Limits - Turn 1
10.44.36	28 G. VAN STRAALLEN	Crashed - Turn 4
10.44.51	38 H. SOOMER	Current Lap Cancelled - Exceeded Track Limits - Turn 1
10.44.57	50 O. VOSTATEK	Current Lap Cancelled - Exceeded Track Limits - Turn 1
10.45.46	52 P. HOBELSBERGER	Crashed - Turn 4
10.46.45	13 L. OTTAVIANI	Lap Cancelled [1'39.836] - Yellow Flag - Turn 4
10.46.51	94 A. VERDOIA	Lap Cancelled [1'39.142] - Yellow Flag - Turn 4
10.47.08		Top 3 confirmed
10.50.49		End Of Session

Start 10:25 End 10:50 The results are provisional until the end of the time limit for protests and appeals and the completion of the technical checks.

These data/results cannot be reproduced, stored and/or transmitted in whole or in part by any manner of electronic, mechanical, photocopying, recording, broadcasting or otherwise now known or herein after developed without the previous express consent by the copyright owner, except for reproduction in daily press and regular printed publications on sale to the public within 60 days of the event related to those data/results and always provided that copyright symbol appears together as follows below.

© DORNA WSBK ORGANIZATION Srl 2022



Pirelli Emilia-Romagna Round, 10-12 June 2022
Results Tissot Superpole

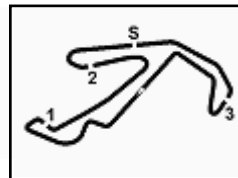
Fastest Laps Sequence

No.	Rider	Nat	Team	Bike	Local Time	Time	Gap	Avg
54	B. SOFUOGLU	TUR	MV Agusta Reparto Corse	MV Agusta F3 800 RR	10:28'41.824	1'41.567		149,789
50	D. VOSTATEK	CZE	MS Racing Yamaha WorldSSP	Yamaha YZF R6	10:28'54.620	1'40.924	-0.643	150,743
16	J. CLUZEL	FRA	GMT94 Yamaha	Yamaha YZF R6	10:28'58.843	1'38.616	-2.308	154,271
61	C. ONCU	TUR	Kawasaki Puccetti Racing	Kawasaki ZX-6R	10:28'59.344	1'38.386	-0.230	154,632
62	S. MANZI	ITA	Dynavolt Triumph	Triumph Street Triple RS	10:29'03.397	1'38.297	-0.089	154,772
11	N. BULEGA	ITA	Aruba.it Racing WorldSSP Team	Ducati Panigale V2	10:29'49.378	1'38.220	-0.077	154,893
55	Y. MONTELLA	ITA	Kawasaki Puccetti Racing	Kawasaki ZX-6R	10:30'42.231	1'37.844	-0.376	155,488
77	D. AEGERTER	SUI	Ten Kate Racing Yamaha	Yamaha YZF R6	10:31'45.981	1'37.734	-0.110	155,663
77	D. AEGERTER	SUI	Ten Kate Racing Yamaha	Yamaha YZF R6	10:33'23.712	1'37.731	-0.003	155,668
77	D. AEGERTER	SUI	Ten Kate Racing Yamaha	Yamaha YZF R6	10:35'01.232	1'37.520	-0.211	156,005
7	L. BALDASSARRI	ITA	Evan Bros.WorldSSP Yamaha Team	Yamaha YZF R6	10:43'40.570	1'37.504	-0.016	156,031
77	D. AEGERTER	SUI	Ten Kate Racing Yamaha	Yamaha YZF R6	10:44'44.791	1'37.173	-0.331	156,562

Start 11/06/2022 10:25 End 10:50 The results are provisional until the end of the time limit for protests and appeals and the completion of the technical checks.

These data/results cannot be reproduced, stored and/or transmitted in whole or in part by any manner of electronic, mechanical, photocopying, recording, broadcasting or otherwise now known or herein after developed without the previous express consent by the copyright owner, except for reproduction in daily press and regular printed publications on sale to the public within 60 days of the event related to those data/results and always provided that copyright symbol appears together as follows below.

© DORNA WSBK ORGANIZATION Srl 2022



Pirelli Emilia-Romagna Round, 10-12 June 2022

Starting Grid - Race 1 (18 Laps x 4,226 km = 76,068 km)

Misano Circuit Sic 58 4.226 m

1	1	77 AEGERTER D. Yamaha 1'37.173	2	11 BULEGA N. Ducati 1'37.427	3	7 BALDASSARRI L. Yamaha 1'37.504
2	4	64 CARICASULO F. Ducati 1'37.714	5	55 MONTELLA Y. Kawasaki 1'37.844	6	25 BRENNER M. Yamaha 1'37.936
3	7	61 ONCU C. Kawasaki 1'37.995	8	16 CLUZEL J. Yamaha 1'37.995	9	62 MANZI S. Triumph 1'38.032
4	10	32 BAYLISS O. Ducati 1'38.154	11	94 VERDOIA A. Yamaha 1'38.174	12	28 VAN STRAALEN G. Yamaha 1'38.229
5	13	73 KOFLER M. Ducati 1'38.288	14	3 DE ROSA R. Ducati 1'38.306	15	10 ORRADRE U. Yamaha 1'38.376
6	16	56 SEBESTYEN P. Yamaha 1'38.379	17	27 CASADEI M. MV Agusta 1'38.414	18	52 HOBELSBERGER P. Yamaha 1'38.641
7	19	90 PATACCA M. Ducati 1'38.739	20	69 BOOTH-AMOS T. Kawasaki 1'38.790	21	29 SPINELLI N. Ducati 1'38.804
8	22	54 SOFUOGLU B. MV Agusta 1'38.856	23	99 HUERTAS A. Kawasaki 1'39.030	24	24 TACCINI L. Yamaha 1'39.037
9	25	17 SMITH K. Yamaha 1'39.133	26	50 VOSTATEK O. Yamaha 1'39.223	27	38 SOOMER H. Triumph 1'39.302
10	28	13 OTTAVIANI L. Yamaha 1'39.349	29	22 FULIGNI F. Ducati 1'39.350	30	21 CURRIE B. Kawasaki 1'39.566
11	31	6 BUIS J. Kawasaki 1'39.861	32	36 KROEZE S. Yamaha 1'40.286		

11/06/2022 The Race Director

These data/results cannot be reproduced, stored and/or transmitted in whole or in part by any manner of electronic, mechanical, photocopying, recording, broadcasting or otherwise now known or herein after developed without the previous express consent by the copyright owner, except for reproduction in daily press and regular printed publications on sale to the public within 60 days of the event related to those data/results and always provided that copyright symbol appears together as follows below. © DORNA WSBK ORGANIZATION Srl 2022

Pirelli Emilia-Romagna Round, 10-12 June 2022
Best Sectors & Speed Tissot Superpole

BEST LAP		
1	77	D. AEGERTER Yamaha YZF R6 1'37.173
2	11	N. BULEGA Ducati Panigale V2 1'37.427
3	7	L. BALDASSARRI Yamaha YZF R6 1'37.504
4	64	F. CARICASULO Ducati Panigale V2 1'37.714
5	55	Y. MONTELLA Kawasaki ZX-6R 1'37.844
6	25	M. BRENNER Yamaha YZF R6 1'37.936
7	16	J. CLUZEL Yamaha YZF R6 1'37.995
8	61	C. ONCU Kawasaki ZX-6R 1'37.995
9	62	S. MANZI Triumph Street Triple RS 1'38.032
10	32	D. BAYLISS Ducati Panigale V2 1'38.154
11	94	A. VERDOIA Yamaha YZF R6 1'38.174
12	28	G. VAN STRAALLEN Yamaha YZF R6 1'38.229
13	73	M. KOFLER Ducati Panigale V2 1'38.288
14	3	R. DE ROSA Ducati Panigale V2 1'38.306
15	10	U. ORRADRE Yamaha YZF R6 1'38.376
16	56	P. SEBESTYEN Yamaha YZF R6 1'38.379
17	27	M. CASADEI MV Agusta F3 800 RR 1'38.414
18	52	P. HOBELSBERGER Yamaha YZF R6 1'38.641
19	90	M. PATACCA Ducati Panigale V2 1'38.739
20	69	T. BOOTH-AMOS Kawasaki ZX-6R 1'38.790
21	29	N. SPINELLI Ducati Panigale V2 1'38.804
22	54	B. SOFUOGLU MV Agusta F3 800 RR 1'38.856
23	99	A. HUERTAS Kawasaki ZX-6R 1'39.030
24	24	L. TACCINI Yamaha YZF R6 1'39.037
25	17	K. SMITH Yamaha YZF R6 1'39.133
26	50	D. VOSTATEK Yamaha YZF R6 1'39.223
27	38	H. SOOMER Triumph Street Triple RS 1'39.302
28	13	L. OTTAVIANI Yamaha YZF R6 1'39.349
29	22	F. FULIGNI Ducati Panigale V2 1'39.350
30	21	B. CURRIE Kawasaki ZX-6R 1'39.566
31	6	J. BUIS Kawasaki ZX-6R 1'39.861
32	36	S. KROEZE Yamaha YZF R6 1'40.286

SPEED		
1	10	U. ORRADRE Yamaha YZF R6 245,5
2	62	S. MANZI Triumph Street Triple RS 242,2
3	90	M. PATACCA Ducati Panigale V2 241,1
4	61	C. ONCU Kawasaki ZX-6R 240,5
5	24	L. TACCINI Yamaha YZF R6 240,5
6	94	A. VERDOIA Yamaha YZF R6 240,5
7	69	T. BOOTH-AMOS Kawasaki ZX-6R 240,0
8	54	B. SOFUOGLU MV Agusta F3 800 RR 240,0
9	38	H. SOOMER Triumph Street Triple RS 239,5
10	50	D. VOSTATEK Yamaha YZF R6 239,5
11	55	Y. MONTELLA Kawasaki ZX-6R 238,9
12	27	M. CASADEI MV Agusta F3 800 RR 238,9
13	32	D. BAYLISS Ducati Panigale V2 238,9
14	73	M. KOFLER Ducati Panigale V2 238,9
15	29	N. SPINELLI Ducati Panigale V2 238,4
16	11	N. BULEGA Ducati Panigale V2 237,9
17	7	L. BALDASSARRI Yamaha YZF R6 237,9
18	56	P. SEBESTYEN Yamaha YZF R6 237,9
19	52	P. HOBELSBERGER Yamaha YZF R6 237,4
20	16	J. CLUZEL Yamaha YZF R6 237,4
21	99	A. HUERTAS Kawasaki ZX-6R 237,4
22	36	S. KROEZE Yamaha YZF R6 236,8
23	64	F. CARICASULO Ducati Panigale V2 236,8
24	77	D. AEGERTER Yamaha YZF R6 236,3
25	3	R. DE ROSA Ducati Panigale V2 236,3
26	6	J. BUIS Kawasaki ZX-6R 234,8
27	13	L. OTTAVIANI Yamaha YZF R6 234,3
28	22	F. FULIGNI Ducati Panigale V2 233,8
29	21	B. CURRIE Kawasaki ZX-6R 233,3
30	25	M. BRENNER Yamaha YZF R6 233,3
31	28	G. VAN STRAALLEN Yamaha YZF R6 233,3
32	17	K. SMITH Yamaha YZF R6 232,8

SEG. 1		
1	77	D. AEGERTER 25.579
2	25	M. BRENNER 25.725
3	64	F. CARICASULO 25.730
4	94	A. VERDOIA 25.778
5	7	L. BALDASSARRI 25.800
6	28	G. VAN STRAALLEN 25.811
7	11	N. BULEGA 25.841
8	61	C. ONCU 25.854
9	55	Y. MONTELLA 25.880
10	17	K. SMITH 25.995
11	62	S. MANZI 26.001
12	3	R. DE ROSA 26.022
13	16	J. CLUZEL 26.023
14	29	N. SPINELLI 26.067
15	32	D. BAYLISS 26.077
16	38	H. SOOMER 26.079
17	27	M. CASADEI 26.086
18	73	M. KOFLER 26.086
19	99	A. HUERTAS 26.087
20	69	T. BOOTH-AMOS 26.105
21	21	B. CURRIE 26.136
22	10	U. ORRADRE 26.155
23	90	M. PATACCA 26.158
24	54	B. SOFUOGLU 26.173
25	50	D. VOSTATEK 26.177
26	24	L. TACCINI 26.190
27	56	P. SEBESTYEN 26.195
28	52	P. HOBELSBERGER 26.221
29	22	F. FULIGNI 26.269
30	13	L. OTTAVIANI 26.300
31	6	J. BUIS 26.386
32	36	S. KROEZE 26.529

SEG. 2		
1	27	M. CASADEI 23.249
2	77	D. AEGERTER 23.269
3	7	L. BALDASSARRI 23.274
4	11	N. BULEGA 23.293
5	61	C. ONCU 23.314
6	64	F. CARICASULO 23.365
7	55	Y. MONTELLA 23.403
8	56	P. SEBESTYEN 23.417
9	3	R. DE ROSA 23.420
10	16	J. CLUZEL 23.430
11	32	D. BAYLISS 23.433
12	62	S. MANZI 23.463
13	10	U. ORRADRE 23.479
14	52	P. HOBELSBERGER 23.500
15	28	G. VAN STRAALLEN 23.510
16	73	M. KOFLER 23.517
17	90	M. PATACCA 23.552
18	25	M. BRENNER 23.553
19	54	B. SOFUOGLU 23.565
20	94	A. VERDOIA 23.604
21	69	T. BOOTH-AMOS 23.605
22	29	N. SPINELLI 23.610
23	17	K. SMITH 23.631
24	24	L. TACCINI 23.648
25	13	L. OTTAVIANI 23.652
26	50	D. VOSTATEK 23.679
27	22	F. FULIGNI 23.687
28	38	H. SOOMER 23.691
29	99	A. HUERTAS 23.803
30	21	B. CURRIE 23.838
31	6	J. BUIS 23.843
32	36	S. KROEZE 23.911

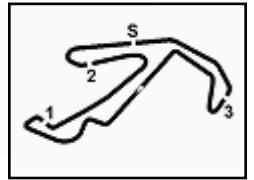
SEG. 3		
1	11	N. BULEGA 26.557
2	77	D. AEGERTER 26.558
3	7	L. BALDASSARRI 26.672
4	16	J. CLUZEL 26.693
5	62	S. MANZI 26.706
6	55	Y. MONTELLA 26.745
7	64	F. CARICASULO 26.777
8	25	M. BRENNER 26.824
9	69	T. BOOTH-AMOS 26.859
10	32	D. BAYLISS 26.874
11	17	K. SMITH 26.900
12	28	G. VAN STRAALLEN 26.900
13	61	C. ONCU 26.900
14	56	P. SEBESTYEN 26.904
15	10	U. ORRADRE 26.908
16	52	P. HOBELSBERGER 26.911
17	94	A. VERDOIA 26.912
18	73	M. KOFLER 26.916
19	27	M. CASADEI 26.937
20	38	H. SOOMER 26.941
21	54	B. SOFUOGLU 26.966
22	29	N. SPINELLI 27.004
23	3	R. DE ROSA 27.025
24	99	A. HUERTAS 27.030
25	24	L. TACCINI 27.050
26	90	M. PATACCA 27.125
27	22	F. FULIGNI 27.225
28	50	D. VOSTATEK 27.227
29	13	L. OTTAVIANI 27.282
30	36	S. KROEZE 27.349
31	21	B. CURRIE 27.361
32	6	J. BUIS 27.476

SEG. 4		
1	77	D. AEGERTER 21.673
2	11	N. BULEGA 21.674
3	3	R. DE ROSA 21.693
4	62	S. MANZI 21.712
5	64	F. CARICASULO 21.718
6	7	L. BALDASSARRI 21.724
7	55	Y. MONTELLA 21.726
8	28	G. VAN STRAALLEN 21.736
9	73	M. KOFLER 21.746
10	32	D. BAYLISS 21.757
11	61	C. ONCU 21.772
12	25	M. BRENNER 21.794
13	56	P. SEBESTYEN 21.804
14	10	U. ORRADRE 21.804
15	16	J. CLUZEL 21.838
16	94	A. VERDOIA 21.877
17	50	D. VOSTATEK 21.883
18	27	M. CASADEI 21.900
19	90	M. PATACCA 21.904
20	17	K. SMITH 21.931
21	13	L. OTTAVIANI 21.995
22	52	P. HOBELSBERGER 22.009
23	99	A. HUERTAS 22.017
24	54	B. SOFUOGLU 22.045
25	69	T. BOOTH-AMOS 22.047
26	29	N. SPINELLI 22.055
27	38	H. SOOMER 22.110
28	21	B. CURRIE 22.114
29	22	F. FULIGNI 22.134
30	24	L. TACCINI 22.149
31	6	J. BUIS 22.154
32	36	S. KROEZE 22.185

11/06/2022

These data/results cannot be reproduced, stored and/or transmitted in whole or in part by any manner of electronic, mechanical, photocopying, recording, broadcasting or otherwise now known or herein after developed without the previous express consent by the copyright owner, except for reproduction in daily press and regular printed publications on sale to the public within 60 days of the event related to those data/results and always provided that copyright symbol appears together as follows below.

© DORNA WSBK ORGANIZATION Srl 2022



Pirelli Emilia-Romagna Round, 10-12 June 2022
Ideal Times Tissot Superpole

Misano Circuit Sic 58 4.226 m

1 / 2

No. Rider	Nat	Bike	Seg. 1 Diff. 1	Seg. 2 Diff. 2	Seg. 3 Diff. 3	Seg. 4 Diff. 4	Ideal Time Best Lap	Pos.	Diff.
1 77 D. AEGERTER	SUI	Yamaha YZF R6	25.579	23.269 +0.094	26.558	21.673	1'37.079 1'37.173	1	0.094
2 11 N. BULEGA	ITA	Ducati Panigale V2	25.841 +0.055	23.293	26.557 +0.007	21.674	1'37.365 1'37.427	2	0.062
3 7 L. BALDASSARRI	ITA	Yamaha YZF R6	25.800	23.274	26.672	21.724 +0.034	1'37.470 1'37.504	3	0.034
4 64 F. CARICASULO	ITA	Ducati Panigale V2	25.730	23.365 +0.029	26.777 +0.022	21.718 +0.073	1'37.590 1'37.714	4	0.124
5 55 Y. MONTELLA	ITA	Kawasaki ZX-6R	25.880	23.403 +0.090	26.745	21.726	1'37.754 1'37.844	5	0.090
6 61 C. ONCU	TUR	Kawasaki ZX-6R	25.854	23.314 +0.114	26.900	21.772 +0.041	1'37.840 1'37.995	7	0.155
7 62 S. MANZI	ITA	Triumph Street Triple RS	26.001	23.463	26.706 +0.111	21.712 +0.039	1'37.882 1'38.032	9	0.150
8 25 M. BRENNER	SUI	Yamaha YZF R6	25.725	23.553 +0.026	26.824	21.794 +0.014	1'37.896 1'37.936	6	0.040
9 28 G. VAN STRAALEN	NED	Yamaha YZF R6	25.811 +0.007	23.510 +0.092	26.900	21.736 +0.173	1'37.957 1'38.229	12	0.272
10 16 J. CLUZEL	FRA	Yamaha YZF R6	26.023	23.430 +0.011	26.693	21.838	1'37.984 1'37.995	8	0.011
11 32 D. BAYLISS	AUS	Ducati Panigale V2	26.077 +0.007	23.433	26.874 +0.006	21.757	1'38.141 1'38.154	10	0.013
12 3 R. DE ROSA	ITA	Ducati Panigale V2	26.022 +0.032	23.420	27.025 +0.114	21.693	1'38.160 1'38.306	14	0.146
13 94 A. VERDOIA	FRA	Yamaha YZF R6	25.778	23.604	26.912	21.877 +0.003	1'38.171 1'38.174	11	0.003
14 27 M. CASADEI	ITA	MV Agusta F3 800 RR	26.086 +0.025	23.249 +0.139	26.937 +0.078	21.900	1'38.172 1'38.414	17	0.242
15 73 M. KOFLER	AUT	Ducati Panigale V2	26.086	23.517 +0.023	26.916	21.746	1'38.265 1'38.288	13	0.023
16 56 P. SEBESTYEN	HUN	Yamaha YZF R6	26.195	23.417 +0.059	26.904	21.804	1'38.320 1'38.379	16	0.059
17 10 U. ORRADRE	ESP	Yamaha YZF R6	26.155 +0.003	23.479 +0.027	26.908	21.804	1'38.346 1'38.376	15	0.030
18 17 K. SMITH	GBR	Yamaha YZF R6	25.995 +0.550	23.631 +0.126	26.900	21.931	1'38.457 1'39.133	25	0.676
19 69 T. BOOTH-AMOS	GBR	Kawasaki ZX-6R	26.105 +0.174	23.605	26.859	22.047	1'38.616 1'38.790	20	0.174
20 52 P. HOBELSBERGER	GER	Yamaha YZF R6	26.221	23.500	26.911	22.009	1'38.641 1'38.641	18	
21 29 N. SPINELLI	ITA	Ducati Panigale V2	26.067	23.610	27.004 +0.063	22.055 +0.005	1'38.736 1'38.804	21	0.068
22 90 M. PATACCA	ITA	Ducati Panigale V2	26.158	23.552	27.125	21.904	1'38.739 1'38.739	19	
23 54 B. SOFUOGLU	TUR	MV Agusta F3 800 RR	26.173 +0.107	23.565	26.966	22.045	1'38.749 1'38.856	22	0.107
24 38 H. SOOMER	EST	Triumph Street Triple RS	26.079	23.691 +0.195	26.941 +0.273	22.110 +0.013	1'38.821 1'39.302	27	0.481
25 99 A. HUERTAS	ESP	Kawasaki ZX-6R	26.087	23.803	27.030 +0.093	22.017	1'38.937 1'39.030	23	0.093
26 50 D. VOSTATEK	CZE	Yamaha YZF R6	26.177 +0.025	23.679 +0.165	27.227 +0.067	21.883	1'38.966 1'39.223	26	0.257
27 24 L. TACCINI	ITA	Yamaha YZF R6	26.190	23.648	27.050	22.149	1'39.037 1'39.037	24	
28 13 L. OTTAVIANI	ITA	Yamaha YZF R6	26.300	23.652 +0.022	27.282	21.995 +0.098	1'39.229 1'39.349	28	0.120
29 22 F. FULIGNI	ITA	Ducati Panigale V2	26.269 +0.035	23.687	27.225	22.134	1'39.315 1'39.350	29	0.035
30 21 B. CURRIE	AUS	Kawasaki ZX-6R	26.136 +0.117	23.838	27.361	22.114	1'39.449 1'39.566	30	0.117
31 6 J. BUIS	NED	Kawasaki ZX-6R	26.386	23.843 +0.002	27.476	22.154	1'39.859 1'39.861	31	0.002
32 36 S. KROEZE	NED	Yamaha YZF R6	26.529	23.911 +0.070	27.349 +0.228	22.185 +0.014	1'39.974 1'40.286	32	0.312
Overall Ideal Time			25.579	23.249	26.557	21.673	1'37.058		

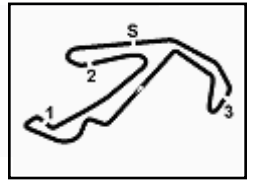
11/06/2022

These data/results cannot be reproduced, stored and/or transmitted in whole or in part by any manner of electronic, mechanical, photocopying, recording, broadcasting or otherwise now known or herein after developed without the previous express consent by the copyright owner, except for reproduction in daily press and regular printed publications on sale to the public within 60 days of the event related to those data/results and always provided that copyright symbol appears together as follows below.

© DORNA WSBK ORGANIZATION Srl 2022

FIGR PERUGIA TIMING





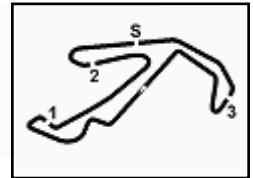
Pirelli Emilia-Romagna Round, 10-12 June 2022
Ideal Times Tissot Superpole

Misano Circuit Sic 58 4.226 m
2 / 2

No. Rider	Nat	Bike	Seg. 1	Seg. 2	Seg. 3	Seg. 4	Ideal Time		
			Diff. 1	Diff. 2	Diff. 3	Diff. 4	Best Lap	Pos.	Diff.

11/06/2022
These data/results cannot be reproduced, stored and/or transmitted in whole or in part by any manner of electronic, mechanical, photocopying, recording, broadcasting or otherwise now known or herein after developed without the previous express consent by the copyright owner, except for reproduction in daily press and regular printed publications on sale to the public within 60 days of the event related to those data/results and always provided that copyright symbol appears together as follows below.
© DORNA WSBK ORGANIZATION Srl 2022





Misano Circuit Sic 58 4.226 m

Pirelli Emilia-Romagna Round, 10-12 June 2022
Chronological Analysis Tissot Superpole

1 / 4

1° 77 D. AEGERTER [1'37.173]

Lap	Seg1	Seg2	Seg3	Seg4	Lap Time	km/h	Local Time
1							10:26'29.247
2	44.379	25.207	27.885	22.580	2'00.051P	227,8	10:28'29.298
3	26.438	23.698	26.876	21.937	1'38.949	234,3	10:30'08.247
4	25.980	23.393	26.596	21.765	1'37.734	235,8	10:31'45.981
5	25.925	23.303	26.736	21.767	1'37.731	236,3	10:33'23.712
6	25.870	23.269	26.642	21.739	1'37.520	235,8	10:35'01.232
7	26.039	23.667	27.166	3'07.872	4'24.744P	233,3	10:39'25.976
8	42.524	25.380	34.131	22.014	2'04.049P	228,8	10:41'30.025
9	25.840	23.311	26.670	21.772	1'37.593	235,3	10:43'07.618
10	25.579	23.363	26.558	21.673	1'37.173	235,3	10:44'44.791
11	25.751	23.359	26.693	21.715	1'37.518	236,3	10:46'22.309

7	26.016	23.403	26.964	22.856	1'39.239	235,3	10:44'51.594
8	26.193	23.525	26.879	22.068	1'38.665	236,8	10:46'30.259

6° 25 M. BRENNER [1'37.936]

Lap	Seg1	Seg2	Seg3	Seg4	Lap Time	km/h	Local Time
1							10:25'33.005
2	41.608	24.593	27.886	22.349	1'56.436P	227,4	10:27'29.441
3	25.984	23.638	27.645	22.663	1'39.930	232,8	10:29'09.371
4	26.000	23.626	26.933	21.831	1'38.390	232,3	10:30'47.761
5	26.015	23.553	26.955	21.794	1'38.317	233,3	10:32'26.078
6	26.546	27.083	28.657	3'04.031	4'26.317P	224,1	10:36'52.395
7	41.276	24.322	27.411	22.311	1'55.320P	228,3	10:38'47.715
8	25.725	23.579	26.824	21.808	1'37.936	232,8	10:40'25.651
9	25.814	23.666	26.999	21.909	1'38.388	232,3	10:42'04.039
10	29.689	27.430	27.455	23.072	1'47.646C	232,8	10:43'51.685
11	28.169	23.876	27.207	22.301	1'41.553C	230,3	10:45'33.238

2° 11 N. BULEGA [1'37.427]

Lap	Seg1	Seg2	Seg3	Seg4	Lap Time	km/h	Local Time
1							10:26'15.506
2	41.988	24.309	27.003	22.352	1'55.652CP	234,3	10:28'11.158
3	26.173	23.516	26.616	21.915	1'38.220	236,3	10:29'49.378
4	27.452	23.680	26.854	21.978	1'39.964C	237,9	10:31'29.342
5	26.105	23.393	26.739	21.821	1'38.058	236,8	10:33'07.400
6	26.091	23.374	26.727	21.875	1'38.067	236,3	10:34'45.467
7	26.128	23.562	26.857	21.900	1'38.447	234,8	10:36'23.914
8	26.599	24.253	28.041	2'16.774	3'35.667P	232,3	10:39'59.581
9	43.652	24.250	27.255	23.306	1'58.463P	233,3	10:41'58.044
10	25.841	23.431	26.557	21.722	1'37.551	236,3	10:43'35.595
11	25.896	23.293	26.564	21.674	1'37.427	235,8	10:45'13.022

7° 61 C. ONCU [1'37.995]

Lap	Seg1	Seg2	Seg3	Seg4	Lap Time	km/h	Local Time
1							10:27'20.958
2	26.184	23.525	26.905	21.772	1'38.386	236,3	10:28'59.344
3	26.206	23.548	27.015	21.985	1'38.754	240,5	10:30'38.098
4	26.104	23.498	27.172	21.784	1'38.558	233,8	10:32'16.656
5	27.030	23.888	27.892	33.940	1'52.750CP	228,8	10:34'09.406
6	6'00.007	25.431	35.401	22.197	7'23.036P	204,5	10:41'32.442
7	25.854	23.428	26.900	21.813	1'37.995	234,8	10:43'10.437
8	25.899	23.481	26.978	22.829	1'39.187	235,8	10:44'49.624
9	25.993	23.314	27.154	21.813	1'38.274	239,5	10:46'27.898

3° 7 L. BALDASSARRI [1'37.504]

Lap	Seg1	Seg2	Seg3	Seg4	Lap Time	km/h	Local Time
1							10:25'59.552
2	50.213	25.844	28.565	22.404	2'07.026P	231,3	10:28'06.578
3	26.313	23.652	26.999	21.863	1'38.827	235,8	10:29'45.405
4	26.170	23.462	26.926	21.805	1'38.363C	236,3	10:31'23.768
5	25.936	23.355	26.779	21.724	1'37.794	237,9	10:33'01.562
6	27.123	23.996	27.483	4'02.906	5'21.508P	235,3	10:38'23.070
7	48.953	24.108	27.192	22.029	2'02.282P	234,8	10:40'25.352
8	25.859	23.350	26.674	21.831	1'37.714	237,4	10:42'03.066
9	25.800	23.274	26.672	21.758	1'37.504	237,4	10:43'40.570
10	25.949	23.287	26.736	21.792	1'37.764	237,9	10:45'18.334

8° 16 J. CLUZEL [1'37.995]

Lap	Seg1	Seg2	Seg3	Seg4	Lap Time	km/h	Local Time
1							10:25'20.438
2	44.286	25.121	27.914	22.468	1'59.789P	229,3	10:27'20.227
3	26.122	23.700	26.887	21.907	1'38.616	234,3	10:28'58.843
4	32.397	23.918	27.335	22.336	1'45.986C	235,8	10:30'44.829
5	26.132	23.453	26.856	22.152	1'38.593	236,3	10:32'23.422
6	26.107	23.430	26.886	4'01.561	5'17.984P	237,4	10:37'41.406
7	45.987	24.811	44.984	24.633	2'20.415P	224,5	10:40'01.821
8	26.146	28.935	33.101	22.947	1'51.129	231,8	10:41'52.950
9	26.023	23.441	26.693	21.838	1'37.995	234,8	10:43'30.945
10	31.965	23.901	29.034	23.023	1'47.923C	231,8	10:45'18.868

4° 64 F. CARICASULO [1'37.714]

Lap	Seg1	Seg2	Seg3	Seg4	Lap Time	km/h	Local Time
1							10:26'22.667
2	41.154	24.176	27.445	22.217	1'54.992P	231,8	10:28'17.659
3	26.213	23.712	27.020	21.960	1'38.905	233,8	10:29'56.564
4	26.003	23.482	26.933	21.818	1'38.236C	233,8	10:31'34.800
5	25.857	23.462	26.873	21.718	1'37.910	232,3	10:33'12.710
6	26.031	23.533	27.657	3'07.363	4'24.584P	235,3	10:37'37.294
7	40.372	23.758	27.072	32.978	2'04.180P	232,8	10:39'41.474
8	25.879	23.365	26.777	21.759	1'37.780	236,8	10:41'19.254
9	34.184	26.827	27.479	38.007	2'06.497	234,8	10:43'25.751
10	25.730	23.394	26.799	21.791	1'37.714	234,8	10:45'03.465

9° 62 S. MANZI [1'38.032]

Lap	Seg1	Seg2	Seg3	Seg4	Lap Time	km/h	Local Time
1							10:25'25.643
2	44.705	25.135	27.697	21.920	1'59.457P	235,3	10:27'25.100
3	26.033	23.620	26.932	21.712	1'38.297	238,4	10:29'03.397
4	26.043	23.504	26.706	2'12.094	3'28.347	242,2	10:32'31.744
5	43.489	36.760	39.797	39.695	2'39.741CP	134,3	10:35'11.485
6					5'04.510P		10:40'15.995
7	41.877	23.917	26.977	21.919	1'54.690P	237,9	10:42'10.685
8	26.124	23.488	26.896	21.819	1'38.327	237,9	10:43'49.012
9	26.001	23.463	26.817	21.751	1'38.032	238,4	10:45'27.044

5° 55 Y. MONTELLA [1'37.844]

Lap	Seg1	Seg2	Seg3	Seg4	Lap Time	km/h	Local Time
1							10:27'25.918
2	26.195	23.522	26.855	21.897	1'38.469	237,9	10:29'04.387
3	25.880	23.493	26.745	21.726	1'37.844	238,9	10:30'42.231
4	26.753	23.907	32.347	38.975	2'01.982P	149,2	10:32'44.213
5	7'24.639	25.366	34.919	22.119	8'47.043P	195,3	10:41'31.256
6	27.596	23.892	26.995	22.616	1'41.099	235,3	10:43'12.355

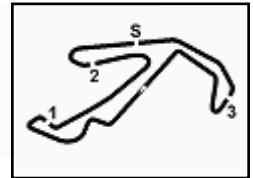
10° 32 D. BAYLISS [1'38.154]

Lap	Seg1	Seg2	Seg3	Seg4	Lap Time	km/h	Local Time
1							10:25'51.524
2	42.454	24.454	27.835	22.472	1'57.215P	234,3	10:27'48.739
3	26.638	23.836	27.227	21.998	1'39.699	237,9	10:29'28.438
4	26.749	23.648	27.192	22.021	1'39.610C	236,8	10:31'08.048
5	26.375	23.475	26.988	21.845	1'38.683	237,9	10:32'46.731
6	26.077	23.643	27.167	22.178	1'39.065	235,8	10:34'25.796

11/06/2022 P = Pits In/Out - C = Lap Time Cancelled

These data/results cannot be reproduced, stored and/or transmitted in whole or in part by any manner of electronic, mechanical, photocopying, recording, broadcasting or otherwise now known or herein after developed without the previous express consent by the copyright owner, except for reproduction in daily press and regular printed publications on sale to the public within 60 days of the event related to those data/results and always provided that copyright symbol appears together as follows below.

© DORNA WSBK ORGANIZATION Srl 2022



Pirelli Emilia-Romagna Round, 10-12 June 2022
Chronological Analysis Tissot Superpole

Misano Circuit Sic 58.4226 m

2 / 4

7	26.966	24.429	28.216	2'44.065	4'03.676P	228,8	10:38'29.472
8	44.916	23.826	27.063	22.088	1'57.893P	237,4	10:40'27.365
9	26.102	23.624	26.874	21.843	1'38.443	238,9	10:42'05.808
10	26.084	23.433	26.880	21.757	1'38.154	238,9	10:43'43.962
11	26.132	23.666	27.029	21.836	1'38.663	236,8	10:45'22.625

2	56.532	25.230	28.706	22.712	2'13.180P	218,6	10:27'22.884
3	26.315	23.794	27.165	22.019	1'39.293	238,9	10:29'02.177
4	26.155	23.841	27.199	22.062	1'39.257	245,5	10:30'41.434
5	29.950	23.607	27.078	22.106	1'42.741C	239,5	10:32'24.175
6	26.282	23.610	27.104	21.876	1'38.872	238,4	10:34'03.047
7	30.702	24.363	28.837	23.010	1'46.912C	233,8	10:35'49.959
8	26.269	23.851	27.778	1'54.364	3'12.262P	235,3	10:39'02.221
9	55.024	27.961	30.803	23.814	2'17.602P	196,4	10:41'19.823
10	29.566	25.233	31.408	27.358	1'53.565	185,9	10:43'13.388
11	26.158	23.506	26.908	21.804	1'38.376	239,5	10:44'51.764
12	26.316	23.479	26.994	21.894	1'38.683	240,5	10:46'30.447

11° 94 A. VERDOIA [1'38.174]

Lap	Seg1	Seg2	Seg3	Seg4	Lap Time	km/h	Local Time
1							10:25'14.485
2	51.462	25.143	28.515	22.849	2'07.969P	220,0	10:27'22.454
3	25.901	23.700	27.207	22.100	1'38.908	238,4	10:29'01.362
4	26.479	23.895	27.175	22.097	1'39.646	239,5	10:30'41.008
5	26.783	25.522	29.825	21.997	1'44.127	176,2	10:32'25.135
6	26.508	23.866	27.907	3'26.901	4'45.182P	240,5	10:37'10.317
7	44.399	24.586	27.393	22.470	1'58.848P	230,8	10:39'09.165
8	25.778	23.604	26.912	21.880	1'38.174	233,3	10:40'47.339
9	25.788	23.621	26.954	21.877	1'38.240	233,8	10:42'25.579
10	29.425	23.920	27.152	23.548	1'44.045C	233,3	10:44'09.624
11	26.005	23.904	27.131	22.102	1'39.142C	233,3	10:45'48.766

16° 56 P. SEBASTYEN [1'38.379]

Lap	Seg1	Seg2	Seg3	Seg4	Lap Time	km/h	Local Time
1							10:25'51.141
2	40.462	24.424	27.785	22.403	1'55.074P	234,8	10:27'46.215
3	26.508	23.612	27.074	22.037	1'39.231	235,3	10:29'25.446
4	26.369	23.534	27.056	22.001	1'38.960C	237,9	10:31'04.406
5	26.372	23.465	27.144	22.052	1'39.033	237,4	10:32'43.439
6	26.720	23.831	27.509	4'22.984	5'41.044P	235,8	10:38'24.483
7	48.180	23.899	27.250	22.253	2'01.582P	234,3	10:40'26.065
8	26.195	23.476	26.904	21.804	1'38.379	237,4	10:42'04.444
9	26.264	23.420	26.990	22.026	1'38.700	235,8	10:43'43.144
10	26.196	23.417	26.987	21.903	1'38.503	235,3	10:45'21.647

12° 28 G. VAN STRAALLEN [1'38.229]

Lap	Seg1	Seg2	Seg3	Seg4	Lap Time	km/h	Local Time
1							10:25'38.125
2	51.983	24.499	27.854	22.284	2'06.620P	229,8	10:27'44.745
3	26.238	23.885	27.157	21.820	1'39.100	232,8	10:29'23.845
4	26.135	23.702	27.196	21.812	1'38.845C	232,3	10:31'02.690
5	25.956	23.510	27.045	21.736	1'38.247	233,3	10:32'40.937
6	26.467	23.712	27.293	40.113	1'57.585P	232,8	10:34'38.522
7					2'20.353P		10:36'58.875
8	48.271	24.205	27.315	21.957	2'01.748P	230,8	10:39'00.623
9	25.811	23.765	27.134	21.943	1'38.653	231,8	10:40'39.276
10	25.818	23.602	26.900	21.909	1'38.229	232,3	10:42'17.505
11	26.000	23.608	27.067	21.844	1'38.519	232,3	10:43'56.024

17° 27 M. CASADEI [1'38.414]

Lap	Seg1	Seg2	Seg3	Seg4	Lap Time	km/h	Local Time
1			25.162	29.989	28.955	218,6	10:27'45.059
2	26.283	23.763	27.296	22.253	1'39.595	235,8	10:29'24.654
3	26.086	23.478	26.937	21.852	1'38.353C	237,4	10:31'03.007
4	26.111	23.388	27.015	21.900	1'38.414	238,9	10:32'41.421
5	26.401	23.821	27.274	35.471	1'52.967P	235,8	10:34'34.388
6	4'41.021	23.842	27.820	21.988	5'54.671P	231,3	10:40'29.059
7	26.262	23.472	27.135	22.335	1'39.204	237,4	10:42'08.263
8	26.211	23.249	26.994	22.165	1'38.619	236,8	10:43'46.882
9	26.241	23.428	27.140	22.284	1'39.093	237,4	10:45'25.975

13° 73 M. KOFLER [1'38.288]

Lap	Seg1	Seg2	Seg3	Seg4	Lap Time	km/h	Local Time
1							10:25'44.750
2	46.333	24.706	28.540	22.583	2'02.162P	232,8	10:27'46.912
3	26.530	23.855	27.261	22.154	1'39.800C	237,4	10:29'26.712
4	26.594	23.723	27.245	22.075	1'39.637C	238,4	10:31'06.349
5	26.526	23.632	27.214	22.097	1'39.469	235,3	10:32'45.818
6	27.789	24.177	27.935	4'25.841	5'45.742CP	235,3	10:38'31.560
7	43.367	23.960	27.317	21.977	1'56.621P	236,8	10:40'28.181
8	26.086	23.540	26.916	21.746	1'38.288	238,9	10:42'06.469
9	26.108	23.517	26.923	21.938	1'38.486	238,4	10:43'44.955
10	26.458	23.804	27.657	22.429	1'40.348	236,3	10:45'25.303

18° 52 P. HOBELSBERGER [1'38.641]

Lap	Seg1	Seg2	Seg3	Seg4	Lap Time	km/h	Local Time
1			25.688	28.576	23.241	230,3	10:27'12.894
2	26.706	24.048	43.302	23.330	1'57.386	85,2	10:29'10.280
3	26.422	23.657	26.979	22.076	1'39.134	237,4	10:30'49.414
4	26.805	23.896	27.884	23.083	1'41.668	235,3	10:32'31.082
5	26.221	23.500	26.911	22.009	1'38.641	236,3	10:34'09.723
6	32.382	24.924	29.908	36.251	2'03.465P	220,4	10:36'13.188
7	3'56.843	25.044	33.976	22.443	5'18.306P	196,7	10:41'31.494
8	26.300	24.251	27.047	22.205	1'39.803	237,4	10:43'11.297
9	29.545	23.796	27.446	22.035	1'42.822C	234,3	10:44'54.119

14° 3 R. DE ROSA [1'38.306]

Lap	Seg1	Seg2	Seg3	Seg4	Lap Time	km/h	Local Time
1		24.668	27.603	22.277		232,3	10:28'13.140
2	26.409	23.723	27.360	22.005	1'39.497	233,3	10:29'52.637
3	26.411	24.462	31.097	22.192	1'44.162	144,0	10:31'36.799
4	26.189	23.568	27.253	21.925	1'38.935	235,3	10:33'15.734
5	36.081	24.513	28.053	35.494	2'04.141CP	231,8	10:35'19.875
6	3'54.098	23.893	27.128	22.062	5'07.181P	234,3	10:40'27.056
7	26.051	23.520	27.025	21.762	1'38.358	235,3	10:42'05.414
8	26.022	23.467	27.032	21.811	1'38.332	234,8	10:43'43.746
9	26.054	23.420	27.139	21.693	1'38.306	236,3	10:45'22.052

19° 90 M. PATACCA [1'38.739]

Lap	Seg1	Seg2	Seg3	Seg4	Lap Time	km/h	Local Time
1							10:25'09.108
2	56.630	25.016	28.187	22.676	2'12.509P	238,4	10:27'21.617
3	26.455	23.773	27.263	22.186	1'39.677	238,9	10:29'01.294
4	26.759	23.891	27.269	22.048	1'39.967	241,1	10:30'41.261
5	26.653	23.844	27.409	25.618	1'43.524	239,5	10:32'24.785
6	26.642	23.903	27.968	3'54.708	5'13.221P	238,4	10:37'38.006
7	42.426	30.754	45.044	25.859	2'24.083P	140,3	10:40'02.089
8	26.314	23.686	27.181	22.002	1'39.183	232,3	10:41'41.272
9	26.333	23.662	27.130	21.965	1'39.090	234,8	10:43'20.362
10	26.158	23.552	27.125	21.904	1'38.739	234,8	10:44'59.101

15° 10 U. ORRADRE [1'38.376]

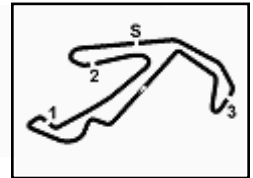
Lap	Seg1	Seg2	Seg3	Seg4	Lap Time	km/h	Local Time
1							10:25'09.704

11/06/2022 P = Pits In/Out - C = Lap Time Cancelled

These data/results cannot be reproduced, stored and/or transmitted in whole or in part by any manner of electronic, mechanical, photocopying, recording, broadcasting or otherwise now known or herein after developed without the previous express consent by the copyright owner, except for reproduction in daily press and regular printed publications on sale to the public within 60 days of the event related to those data/results and always provided that copyright symbol appears together as follows below.

© DORNA WSBK ORGANIZATION Srl 2022





Misano Circuit Sic 58 4.226 m

Pirelli Emilia-Romagna Round, 10-12 June 2022
Chronological Analysis Tissot Superpole

3 / 4

20° 69 T. BOOTH-AMOS [1'38.790]

Lap	Seg.1	Seg.2	Seg.3	Seg.4	Lap Time	km/h	Local Time
1							10:25'49.654
2	42.397	24.750	27.730	23.075	1'57.952P	232,3	10:27'47.606
3	26.640	24.109	27.215	22.406	1'40.370C	234,8	10:29'27.976
4	26.357	23.821	27.126	4'45.152	6'02.456P	235,3	10:35'30.432
5	47.092	24.244	27.375	22.812	2'01.523P	232,8	10:37'31.955
6	26.698	24.178	27.494	2'26.110	3'44.480P	232,8	10:41'16.435
7	42.728	24.002	27.104	22.211	1'56.045P	235,3	10:43'12.480
8	26.279	23.605	26.859	22.047	1'38.790	234,8	10:44'51.270
9	26.105	24.279	27.119	22.119	1'39.622	240,0	10:46'30.892

11 **26.190** **23.648** **27.050** **22.149** **1'39.037** 238,4 10:46'28.999

25° 17 K. SMITH [1'39.133]

Lap	Seg.1	Seg.2	Seg.3	Seg.4	Lap Time	km/h	Local Time
1							10:26'10.926
2	43.337	25.315	28.741	22.740	2'00.133CP	225,0	10:28'11.059
3	26.545	23.757	26.900	21.931	1'39.133	232,8	10:29'50.192
4	25.995	23.865	26.973	22.077	1'38.910C	230,8	10:31'29.102
5	27.276	23.738	27.193	22.056	1'40.263C	231,8	10:33'09.365
6	26.180	23.705	28.330	3'46.392	5'04.607P	228,8	10:38'13.972
7	42.871	24.343	27.649	22.213	1'57.076P	227,4	10:40'11.048
8	26.295	23.684	27.117	22.107	1'39.203	230,8	10:41'50.251
9	26.265	23.631	27.304	22.039	1'39.239	229,3	10:43'29.490
10	26.173	23.766	28.516	22.395	1'40.850	231,3	10:45'10.340

21° 29 N. SPINELLI [1'38.804]

Lap	Seg.1	Seg.2	Seg.3	Seg.4	Lap Time	km/h	Local Time
1		25.219	28.828	23.729		227,4	10:27'23.137
2	26.498	23.952	27.162	22.092	1'39.704	233,3	10:29'02.841
3	26.344	23.868	27.064	22.055	1'39.331	237,4	10:30'42.172
4	26.385	23.797	27.111	22.276	1'39.569	238,4	10:32'21.741
5	28.395	27.718	28.577	36.006	2'00.696CP	231,8	10:34'22.437
6	4'35.856	24.408	27.360	22.162	5'49.786P	229,3	10:40'12.223
7	26.298	23.786	27.016	22.172	1'39.272	232,3	10:41'51.495
8	26.114	23.668	27.004	22.074	1'38.860	232,3	10:43'30.355
9	26.067	23.610	27.067	22.060	1'38.804	233,8	10:45'09.159

26° 50 O. VOSTATEK [1'39.223]

Lap	Seg.1	Seg.2	Seg.3	Seg.4	Lap Time	km/h	Local Time
1							10:25'05.760
2	50.324	25.720	28.577	23.315	2'07.936P	232,8	10:27'13.696
3	26.822	24.219	27.727	22.156	1'40.924	231,3	10:28'54.620
4	26.339	24.164	27.395	22.116	1'40.014	233,3	10:30'34.634
5	31.515	26.007	27.262	22.453	1'47.237C	239,5	10:32'21.871
6	26.533	23.966	27.289	22.139	1'39.927	236,8	10:34'01.798
7	29.148	24.358	27.747	2'13.463	3'34.716CP	230,3	10:37'36.514
8	41.534	23.928	27.227	23.676	1'56.365P	234,3	10:39'32.879
9	26.177	23.679	27.931	23.832	1'41.619	232,3	10:41'14.498
10	29.478	29.403	31.181	23.668	1'53.730C	188,8	10:43'08.228
11	26.202	23.844	27.294	21.883	1'39.223	233,3	10:44'47.451
12	29.339	23.847	27.445	22.131	1'42.762C	234,3	10:46'30.213

22° 54 B. SOFUOGLU [1'38.856]

Lap	Seg.1	Seg.2	Seg.3	Seg.4	Lap Time	km/h	Local Time
1		25.606	28.533	23.328		232,8	10:27'00.257
2	27.053	24.166	27.604	22.744	1'41.567	234,8	10:28'41.824
3	26.312	23.739	27.162	22.355	1'39.568	237,4	10:30'21.392
4	26.555	23.630	27.129	22.322	1'39.636	236,8	10:32'01.028
5	29.333	24.238	27.989	39.537	2'01.097CP	236,3	10:34'02.125
6	4'16.883	23.910	27.046	23.508	5'31.347P	238,4	10:39'33.472
7	26.173	23.565	27.321	22.103	1'39.162	240,0	10:41'12.634
8	29.072	27.918	27.540	22.616	1'47.146C	234,8	10:42'59.780
9	28.438	23.810	27.333	22.237	1'41.818C	237,9	10:44'41.598
10	26.280	23.565	26.966	22.045	1'38.856	236,3	10:46'20.454

27° 38 H. SOOMER [1'39.302]

Lap	Seg.1	Seg.2	Seg.3	Seg.4	Lap Time	km/h	Local Time
1		25.168	27.999	22.568		234,3	10:27'21.325
2	26.433	23.770	27.318	22.142	1'39.663	239,5	10:29'00.988
3	26.522	23.889	27.196	22.110	1'39.717	235,3	10:30'40.705
4	26.477	24.107	27.635	35.196	1'53.415P	235,3	10:32'34.120
5	5'44.586	23.898	26.941	22.869	6'58.294P	233,8	10:39'32.414
6	26.314	23.691	33.045	24.742	1'47.792	228,8	10:41'20.206
7	27.325	24.232	27.517	22.341	1'41.415	231,8	10:43'01.621
8	26.079	23.886	27.214	22.123	1'39.302	232,3	10:44'40.923
9	30.838	23.736	27.136	22.281	1'43.991C	234,8	10:46'24.914

23° 99 A. HUERTAS [1'39.030]

Lap	Seg.1	Seg.2	Seg.3	Seg.4	Lap Time	km/h	Local Time
1							10:26'22.933
2	41.234	24.564	27.189	22.307	1'55.294P	234,3	10:28'18.227
3	26.309	24.039	27.216	22.185	1'39.749	235,8	10:29'57.976
4	26.300	23.986	27.171	22.051	1'39.508	234,3	10:31'37.484
5	26.087	23.803	27.123	22.017	1'39.030	236,3	10:33'16.514
6	26.450	24.295	28.257	4'34.091	5'53.093P	228,8	10:39'09.607
7	43.380	28.165	31.447	22.335	2'05.327P	231,3	10:41'14.934
8	33.126	25.391	31.554	24.169	1'54.240C	183,7	10:43'09.174
9	26.254	23.818	27.030	22.078	1'39.180	237,4	10:44'48.354
10	26.223	23.834	27.122	22.036	1'39.215	232,3	10:46'27.569

28° 13 L. OTTAVIANI [1'39.349]

Lap	Seg.1	Seg.2	Seg.3	Seg.4	Lap Time	km/h	Local Time
1		28.356	36.953	27.115		127,2	10:27'13.908
2	27.176	24.113	41.093	23.342	1'55.724	94,6	10:29'09.632
3	26.439	23.652	27.318	21.995	1'39.404	234,3	10:30'49.036
4	26.300	23.674	27.282	22.093	1'39.349	233,8	10:32'28.385
5	31.096	24.371	27.426	22.155	1'45.048C	232,8	10:34'13.433
6	27.976	25.196	29.713	3'13.583	4'36.468P	200,0	10:38'49.901
7	41.268	26.427	28.353	22.174	1'58.222P	232,8	10:40'48.123
8	26.435	23.766	27.342	22.104	1'39.647	232,3	10:42'27.770
9	28.345	23.898	27.316	22.655	1'42.214C	232,3	10:44'09.984
10	26.542	23.688	27.429	22.177	1'39.836C	232,8	10:45'49.820

24° 24 L. TACCINI [1'39.037]

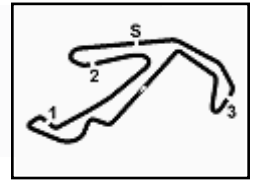
Lap	Seg.1	Seg.2	Seg.3	Seg.4	Lap Time	km/h	Local Time
1							10:24'53.444
2	1'11.277	25.373	28.425	22.663	2'27.738P	234,8	10:27'21.182
3	26.250	23.993	27.120	22.330	1'39.693	238,4	10:29'00.875
4	26.790	23.979	27.087	22.175	1'40.031	240,5	10:30'40.906
5	26.565	23.986	27.597	22.604	1'40.752	240,0	10:32'21.658
6	26.494	23.952	27.273	22.313	1'40.032	236,8	10:34'01.690
7	27.523	24.780	28.354	3'51.124	5'11.781CP	233,8	10:39'13.471
8	43.055	25.518	29.303	27.651	2'05.527P	230,3	10:41'18.998
9	28.339	26.321	30.585	24.968	1'50.213	222,2	10:43'09.211
10	26.621	24.255	27.117	22.758	1'40.751	240,0	10:44'49.962

29° 22 F. FULIGNI [1'39.350]

Lap	Seg.1	Seg.2	Seg.3	Seg.4	Lap Time	km/h	Local Time
1		24.675	27.969	22.605		230,8	10:27'51.710
2	26.544	23.870	27.384	22.233	1'40.031	233,8	10:29'31.741
3	26.269	23.853	27.390	22.254	1'39.766C	233,8	10:31'11.507
4	26.304	23.687	27.225	22.134	1'39.350	233,8	10:32'50.857
5	26.586	23.999	27.805	34.441	1'52.831P	233,8	10:34'43.688

11/06/2022 P = Pits In/Out - C = Lap Time Cancelled

These data/results cannot be



Pirelli Emilia-Romagna Round, 10-12 June 2022
Chronological Analysis Tissot Superpole

6	4'32.527	24.269	27.464	22.399	5'46.659P	233,8	10:40'30.347
7	26.319	23.709	27.280	22.421	1'39.729	233,3	10:42'10.076
8	26.311	23.763	27.425	22.208	1'39.707	228,3	10:43'49.783
9	26.365	23.701	27.310	22.154	1'39.530	232,8	10:45'29.313

30° 21 B. CURRIE [1'39.566]							
Lap	Seg.1	Seg.2	Seg.3	Seg.4	Lap Time	km/h	Local Time
1		27.736	28.730	23.581		229,3	10:27'13.516
2	27.283	24.775	28.116	24.538	1'44.712	227,8	10:28'58.228
3	26.584	24.100	27.528	22.614	1'40.826	233,3	10:30'39.054
4	26.628	24.042	27.792	22.244	1'40.706	230,8	10:32'19.760
5	27.288	30.889	28.346	40.887	2'07.410P	228,3	10:34'27.170
6	3'52.136	24.541	27.537	22.734	5'06.948P	229,3	10:39'34.118
7	26.136	23.966	27.408	23.566	1'41.076	231,8	10:41'15.194
8	29.523	29.228	30.880	24.143	1'53.774	206,1	10:43'08.968
9	26.253	23.838	27.361	22.114	1'39.566	232,3	10:44'48.534
10	26.289	23.892	27.530	22.156	1'39.867	232,8	10:46'28.401

31° 6 J. BUIS [1'39.861]							
Lap	Seg.1	Seg.2	Seg.3	Seg.4	Lap Time	km/h	Local Time
1		25.673	28.669	23.629		233,3	10:27'14.293
2	27.311	24.335	28.202	22.688	1'42.536	234,3	10:28'56.829
3	26.717	24.330	27.930	22.559	1'41.536	232,3	10:30'38.365
4	26.580	23.978	27.752	22.389	1'40.699	233,8	10:32'19.064
5	31.825	24.272	27.938	22.419	1'46.454C	233,3	10:34'05.518
6	27.309	24.351	28.092	35.802	1'55.554CP	232,8	10:36'01.072
7	2'57.861	24.553	27.669	22.710	4'12.793P	234,8	10:40'13.865
8	26.433	23.843	27.543	22.321	1'40.140	233,8	10:41'54.005
9	26.386	23.845	27.476	22.154	1'39.861	231,8	10:43'33.866
10	26.663	23.843	27.679	22.586	1'40.771	232,3	10:45'14.637

32° 36 S. KROEZE [1'40.286]							
Lap	Seg.1	Seg.2	Seg.3	Seg.4	Lap Time	km/h	Local Time
1		25.835	28.741	23.420		232,8	10:27'13.610
2	27.766	24.360	28.199	23.708	1'44.033	235,3	10:28'57.643
3	26.805	24.074	27.519	22.490	1'40.888	236,8	10:30'38.531
4	26.695	24.728	27.804	22.204	1'41.431	235,3	10:32'19.962
5	26.529	23.981	27.577	22.199	1'40.286	234,8	10:34'00.248
6	33.067	24.267	27.983	33.828	1'59.145CP	233,8	10:35'59.393
7	4'30.555	25.578	30.327	29.172	5'55.632P	205,3	10:41'55.025
8	26.608	23.990	27.433	22.255	1'40.286	233,8	10:43'35.311
9	26.864	23.911	27.349	22.185	1'40.309	234,8	10:45'15.620

11/06/2022

P = Pits In/Out - C = Lap Time Cancelled

These data/results cannot be reproduced, stored and/or transmitted in whole or in part by any manner of electronic, mechanical, photocopying, recording, broadcasting or otherwise now known or herein after developed without the previous express consent by the copyright owner, except for reproduction in daily press and regular printed publications on sale to the public within 60 days of the event related to those data/results and always provided that copyright symbol appears together as follows below.

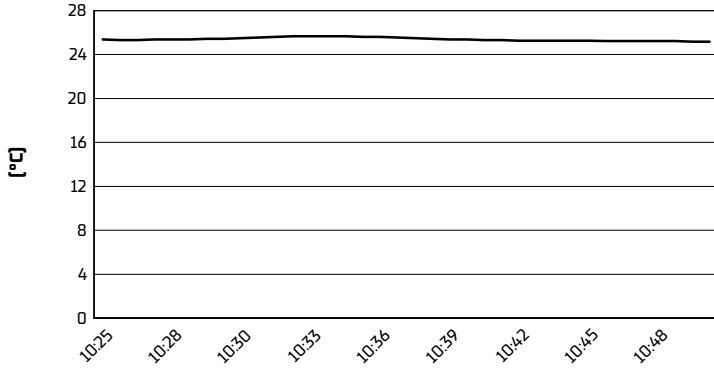
© DORNA WSBK ORGANIZATION Srl 2022

Pirelli Emilia-Romagna Round, 10-12 June 2022

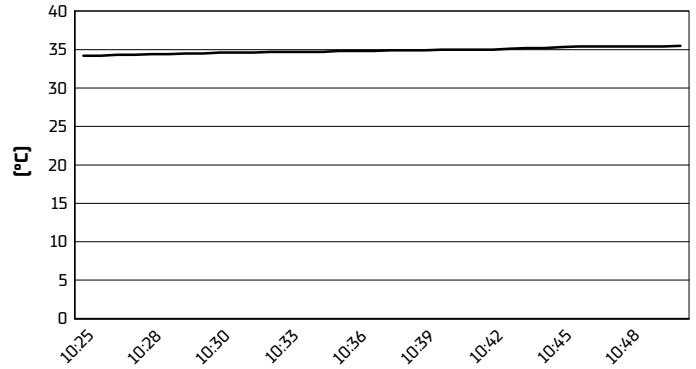
Weather Report Tissot Superpole

Session started 10:25 - Session ended 10:50

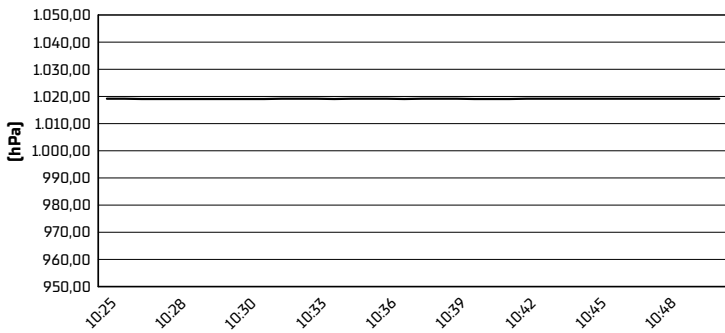
Air Temperature



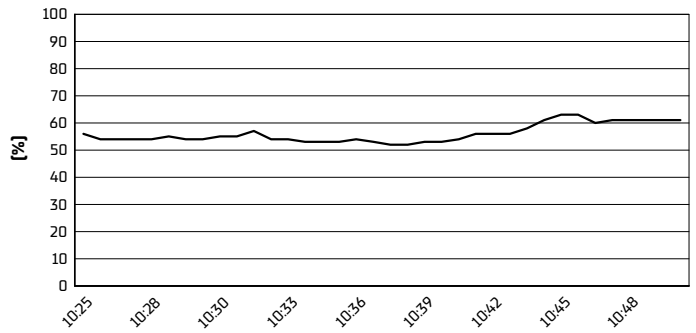
Track Temperature



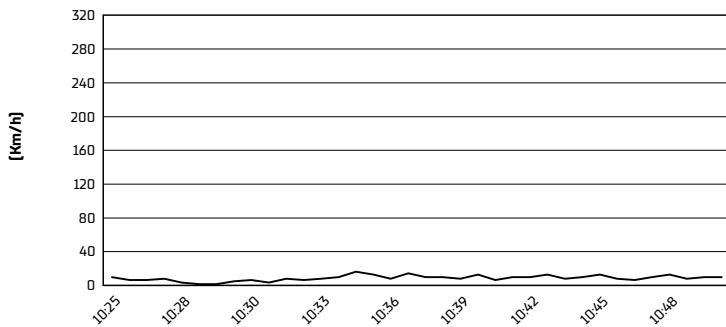
Air Pressure



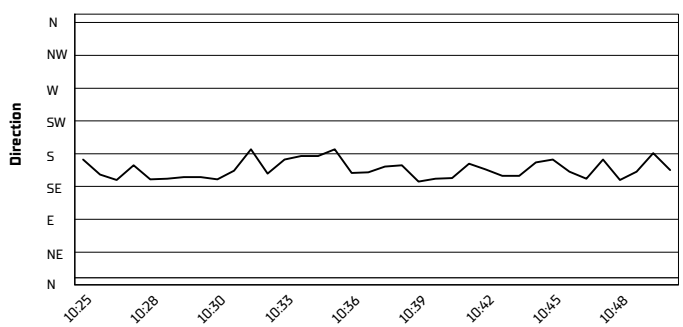
Humidity



Wind Speed



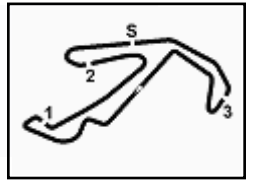
Wind Direction



11/06/2022

These data/results cannot be reproduced, stored and/or transmitted in whole or in part by any manner of electronic, mechanical, photocopying, recording, broadcasting or otherwise now known or herein after developed without the previous express consent by the copyright owner, except for reproduction in daily press and regular printed publications on sale to the public within 60 days of the event related to those data/results and always provided that copyright symbol appears together as follows below.

© DORNA WSBK ORGANIZATION Srl 2022



Misano Circuit Sic 58 4.226 m

Pirelli Emilia-Romagna Round, 10-12 June 2022
Superpole Ranking

	2019	2020	2021	2022
01 Aragon	Gradinger (Aut) Yam 1'53.972 (160,4 Km/h)	Locatelli (Ita) Yam 1'53.003 (161,7 Km/h)	Cluzel (Fra) Yam 1'52.937 (161,8 Km/h)	Baldassarri (Ita) Yam 1'52.706 (162,2 Km/h)
02 Assen	Krummenacher (Sui) Yam 1'38.010 (166,8 Km/h)		Aegerter (Sui) Yam 1'37.222 (168,2 Km/h)	Aegerter (Sui) Yam 1'36.906 (168,7 Km/h)
03 Estoril		Locatelli (Ita) Yam 1'39.520 (151,3 Km/h)	Caricasulo (Ita) Yam 1'39.973 (150,6 Km/h)	Aegerter (Sui) Yam 1'39.046 (152,0 Km/h)
04 Misano	Mahias (Fra) Kaw 1'38.909 (147,8 Km/h)		Aegerter (Sui) Yam 1'37.726 (149,6 Km/h)	Aegerter (Sui) Yam 1'37.173 (150,4 Km/h)
05 Donington	Caricasulo (Ita) Yam 1'31.092 (158,9 Km/h)			
06 Most			Gonzalez (Esp) Yam 1'35.213 (159,3 Km/h)	
07 Magny-Cours	Smith (Gbr) Kaw 1'56.287 (136,6 Km/h)	Smith (Gbr) Yam 1'49.318 (145,3 Km/h)	Bernardi (Smr) Yam 1'40.330 (158,3 Km/h)	
08 Barcelona		Locatelli (Ita) Yam 1'44.958 (158,7 Km/h)	Gonzalez (Esp) Yam 1'44.593 (159,3 Km/h)	
09 Portimao	Caricasulo (Ita) Yam 1'44.220 (158,6 Km/h)	Locatelli (Ita) Yam 1'44.627 (158,0 Km/h)	Cluzel (Fra) Yam 1'43.908 (159,1 Km/h)	
10 Villicum	Perolari (Fra) Yam 1'45.993 (145,2 Km/h)		Cluzel (Fra) Yam 1'41.740 (151,3 Km/h)	
11 Mandalika			Aegerter (Sui) Yam 1'36.288 (160,8 Km/h)	
12 Phillip Island	Caricasulo (Ita) Yam 1'32.604 (172,8 Km/h)	Locatelli (Ita) Yam 1'32.176 (173,6 Km/h)		

2022

- 3** D. Aegerter
1 L. Baldassarri

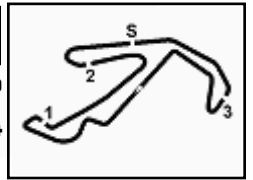
ALL TIMES

- | | | |
|--------------------------|--------------------------|--------------------------|
| 34 K. Sofuoglu | 3 S. Cortese | 1 C. Davies |
| 24 J. Cluzel | 3 K. Curtain | 1 M. Fabrizio |
| 22 S. Charpentier | 3 I. MacPherson | 1 T. Gradinger |
| 17 B. Parkes | 3 A. Pitt | 1 C. Jones |
| 15 K. Muggeridge | 3 D. Salom | 1 C. Kellner |
| 14 F. Foret | 3 R. Xaus | 1 B. MacLeod |
| 14 S. Lowes | 2 P. Bontempi | 1 F. Marino |
| 10 C. Crutchlow | 2 M. Gonzalez | 1 M. Meregalli |
| 9 F. Caricasulo | 2 V. Guareschi | 1 S. Morais |
| 8 L. Mahias | 2 M. Lagrive | 1 P. Oetti |
| 7 D. Aegerter | 2 J. Lascorz | 1 C. Perolari |
| 7 A. Locatelli | 2 M. Pirro | 1 P. Riba |
| 6 S. Chambon | 2 L. Scassa | 1 S. Sanna |
| 6 E. Laverty | 2 K. Smith | 1 L. Stapleford |
| 5 P. Casoli | 2 J. Teuchert | 1 N. Tuuli |
| 5 K. Fujiwara | 2 M. van der Mark | 1 J. Vd Goorbergh |
| 5 P. Jacobsen | 1 L. Baldassarri | 1 J. Whitham |
| 5 C. Vermeulen | 1 L. Bernardi | |
| 4 R. Krummenacher | 1 K. Coghlan | |

11/06/2022

These data/results cannot be reproduced, stored and/or transmitted in whole or in part by any manner of electronic, mechanical, photocopying, recording, broadcasting or otherwise now known or herein after developed without the previous express consent by the copyright owner, except for reproduction in daily press and regular printed publications on sale to the public within 60 days of the event related to those data/results and always provided that copyright symbol appears together as follows below.

© DORNA WSBK ORGANIZATION Srl 2022


Pirelli Emilia-Romagna Round, 10-12 June 2022
Tissot Superpole Award

Misano Circuit Sic 58 4.226 m

	Points	Points From First	Points From Previous	April 10 ARAGON	April 24 ASSEN	May 22 ESTORIL	June 12 MISANO	July 17 DONINGTON	July 31 MOST	September 11 MAGNY-COURS	September 25 BARCELONA	October 9 PORTIMAO	October 23 VILLICUM	November 13 MANDALIKA	November 20 PHILLIP ISLAND						
1 AEGERTER Dominique (SUI)	45			9	12	12	12														
2 BULEGA Nicolo (ITA)	31	14		6	7	9	9														
3 BALDASSARRI Lorenzo (ITA)	29	16	2	12	4	6	7														
4 ONCU Can (TUR)	21	24	8	7	9	2	3														
5 CARICASULO Federico (ITA)	18	27	3	3	6	3	6														
6 VAN STRAALEN Glenn (NED)	17	28	1	5	5	7															
7 CLUZEL Jules (FRA)	9	36	8	2		5	2														
8 BRENNER Marcel (SUI)	8	37	1	4			4														
9 MONTELLA Yari (ITA)	6	39	2	1			5														
10 VERDOIA Andy (FRA)	4	41	2			4															
11 HOBELSBERGER Patrick (GER)	3	42	1		3																
12 MANZI Stefano (ITA)	3	42	0		2		1														
13 TUULI Niki (FIN)	1	44	2			1															
14 SEBESTYEN Peter (HUN)	1	44	0		1																

11/06/2022 Odd points columns: Tissot Superpole Even points columns: Tissot Superpole Race

These data/results cannot be reproduced, stored and/or transmitted in whole or in part by any manner of electronic, mechanical, photocopying, recording, broadcasting or otherwise now known or herein after developed without the previous express consent by the copyright owner, except for reproduction in daily press and regular printed publications on sale to the public within 60 days of the event related to those data/results and always provided that copyright symbol appears together as follows below.

© DORNA WSBK ORGANIZATION Srl 2022