

**Pirelli Emilia-Romagna Round, 10-12 June 2022**  
**Results Warm Up**

Misano Circuit Sic 58 4.226 m

1 / 2

No.	Rider	Nat	Team	Bike	Class	Time	Gap	Rel.	Laps	Speed	
										Avg	Max
1	<b>16</b> J. CLUZEL	FRA	GMT94 Yamaha	Yamaha YZF R6		<b>1'37.908</b>			9	155,387	<b>239,5</b>
2	<b>77</b> D. AEGERTER	SUI	Ten Kate Racing Yamaha	Yamaha YZF R6		<b>1'38.065</b>	0.157	0.157	9	155,138	<b>236,8</b>
3	<b>7</b> L. BALDASSARRI	ITA	Evan Bros.WorldSSP Yamaha Team	Yamaha YZF R6		<b>1'38.285</b>	0.377	0.220	9	154,791	<b>238,9</b>
4	<b>94</b> A. VERDOIA	FRA	GMT94 Yamaha	Yamaha YZF R6		<b>1'38.332</b>	0.424	0.047	8	154,717	<b>237,9</b>
5	<b>61</b> C. ONCU	TUR	Kawasaki Puccetti Racing	Kawasaki ZX-6R		<b>1'38.394</b>	0.486	0.062	8	154,619	<b>240,5</b>
6	<b>10</b> U. ORRADRE	ESP	MS Racing Yamaha WorldSSP	Yamaha YZF R6		<b>1'38.431</b>	0.523	0.037	8	154,561	<b>243,8</b>
7	<b>62</b> S. MANZI	ITA	Dynavolt Triumph	Triumph Street Triple RS		<b>1'38.466</b>	0.558	0.035	9	154,506	<b>241,6</b>
8	<b>64</b> F. CARICASULO	ITA	Althea Racing	Ducati Panigale V2		<b>1'38.595</b>	0.687	0.129	6	154,304	<b>238,9</b>
9	<b>3</b> R. DE ROSA	ITA	Orelac Racing Verdatura WorldSSP	Ducati Panigale V2		<b>1'38.648</b>	0.740	0.053	5	154,221	<b>236,3</b>
10	<b>11</b> N. BULEGA	ITA	Aruba.it Racing WorldSSP Team	Ducati Panigale V2		<b>1'38.770</b>	0.862	0.122	9	154,031	<b>237,4</b>
11	<b>13</b> L. OTTAVIANI	ITA	AltoGo Racing Team	Yamaha YZF R6		<b>1'38.947</b>	1.039	0.177	8	153,755	<b>238,9</b>
12	<b>99</b> A. HUERTAS	ESP	MTM Kawasaki	Kawasaki ZX-6R		<b>1'38.971</b>	1.063	0.024	7	153,718	<b>238,9</b>
13	<b>25</b> M. BRENNER	SUI	VFT Racing	Yamaha YZF R6	*	<b>1'39.134</b>	1.226	0.163	8	153,465	<b>236,8</b>
14	<b>27</b> M. CASADEI	ITA	MV Agusta Reparto Corse	MV Agusta F3 800 RR		<b>1'39.243</b>	1.335	0.109	8	153,296	<b>237,9</b>
15	<b>28</b> G. VAN STRAALEN	NED	EAB Racing Team	Yamaha YZF R6		<b>1'39.328</b>	1.420	0.085	9	153,165	<b>233,8</b>
16	<b>22</b> F. FULIGNI	ITA	D34G Racing	Ducati Panigale V2	*	<b>1'39.414</b>	1.506	0.086	6	153,033	<b>235,8</b>
17	<b>32</b> O. BAYLISS	AUS	BARNI Spark Racing Team	Ducati Panigale V2		<b>1'39.440</b>	1.532	0.026	9	152,993	<b>240,5</b>
18	<b>29</b> N. SPINELLI	ITA	D34G Racing	Ducati Panigale V2	*	<b>1'39.552</b>	1.644	0.112	8	152,821	<b>236,8</b>
19	<b>90</b> M. PATACCA	ITA	Renzi Corse	Ducati Panigale V2		<b>1'39.568</b>	1.660	0.016	9	152,796	<b>238,9</b>
20	<b>56</b> P. SEBESTYEN	HUN	Evan Bros.WorldSSP Yamaha Team	Yamaha YZF R6		<b>1'39.585</b>	1.677	0.017	9	152,770	<b>244,3</b>
21	<b>38</b> H. SOOMER	EST	Dynavolt Triumph	Triumph Street Triple RS		<b>1'39.607</b>	1.699	0.022	8	152,736	<b>241,1</b>
22	<b>54</b> B. SOFUOGLU	TUR	MV Agusta Reparto Corse	MV Agusta F3 800 RR	*	<b>1'39.623</b>	1.715	0.016	8	152,712	<b>240,0</b>
23	<b>50</b> O. VOSTATEK	CZE	MS Racing Yamaha WorldSSP	Yamaha YZF R6		<b>1'39.643</b>	1.735	0.020	9	152,681	<b>238,9</b>
24	<b>55</b> Y. MONTELLA	ITA	Kawasaki Puccetti Racing	Kawasaki ZX-6R		<b>1'39.659</b>	1.751	0.016	6	152,657	<b>237,4</b>
25	<b>17</b> K. SMITH	GBR	VFT Racing	Yamaha YZF R6		<b>1'39.921</b>	2.013	0.262	9	152,256	<b>233,3</b>
26	<b>52</b> P. HOBELBERGER	GER	Kallio Racing	Yamaha YZF R6		<b>1'40.035</b>	2.127	0.114	7	152,083	<b>237,9</b>
27	<b>24</b> L. TACCINI	ITA	Ten Kate Racing Yamaha	Yamaha YZF R6		<b>1'40.073</b>	2.165	0.038	9	152,025	<b>241,1</b>
28	<b>21</b> B. CURRIE	AUS	Motozoo Racing by Puccetti	Kawasaki ZX-6R		<b>1'40.089</b>	2.181	0.016	5	152,001	<b>238,9</b>
29	<b>73</b> M. KOFLER	AUT	CM Racing	Ducati Panigale V2		<b>1'40.098</b>	2.190	0.009	9	151,987	<b>240,5</b>
30	<b>36</b> S. KROEZE	NED	Kallio Racing	Yamaha YZF R6	*	<b>1'40.175</b>	2.267	0.077	8	151,870	<b>239,5</b>
31	<b>6</b> J. BUIJS	NED	Motozoo Racing by Puccetti	Kawasaki ZX-6R	*	<b>1'42.382</b>	4.474	2.207	8	148,596	<b>237,9</b>

\* WorldSSP Challenge

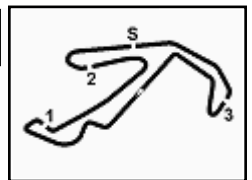
AIR	Humidity:	50%	Temp:	27°C
TRACK	Condition:	Dry	Temp:	36°C

Records	Pole	(SP)	2022	D.Aegerter	1'37.173	156,560	Km/h
	Race	(RC1)	2022	N.Bulega	1'37.765	155,610	Km/h
	All Times	(SP)	2022	D.Aegerter	1'37.173	156,560	Km/h

Start 09:25 End 09:43 The results are provisional until the end of the time limit for protests and appeals and the completion of the technical checks.

These data/results cannot be reproduced, stored and/or transmitted in whole or in part by any manner of electronic, mechanical, photocopying, recording, broadcasting or otherwise now known or herein after developed without the previous express consent by the copyright owner, except for reproduction in daily press and regular printed publications on sale to the public within 60 days of the event related to those data/results and always provided that copyright symbol appears together as follows below.

© DORNA WSBK ORGANIZATION Srl 2022



**Pirelli Emilia-Romagna Round, 10-12 June 2022**  
**Results Warm Up**

**Session Highlights**

Local Time	No. Rider	Description
09.25.00		Start
09.25.09		WorldSSP Pit Intervention Time: 1min 21secs
09.28.51	<b>54</b> B. <b>SOFUOGLU</b>	Current Lap Cancelled - Exceeded Track Limits - Turn 1
09.28.53	<b>10</b> U. <b>ORRADRE</b>	Current Lap Cancelled - Exceeded Track Limits - Turn 1
09.30.27	<b>61</b> C. <b>ONCU</b>	Current Lap Cancelled - Exceeded Track Limits - Turn 1
09.31.43	<b>62</b> S. <b>MANZI</b>	Lap Cancelled [1'39.120] - Exceeded Track Limits - Turn 11
09.32.08	<b>73</b> M. <b>KOFLER</b>	Current Lap Cancelled - Exceeded Track Limits - Turn 1
09.32.15	<b>54</b> B. <b>SOFUOGLU</b>	Current Lap Cancelled - Exceeded Track Limits - Turn 1
09.34.07	<b>52</b> P. <b>HOBELSBERGER</b>	Current Lap Cancelled - Exceeded Track Limits - Turn 1
09.34.48	<b>7</b> L. <b>BALDASSARRI</b>	Lap Cancelled [1'39.559] - Exceeded Track Limits - Turn 11
09.35.28	<b>13</b> L. <b>OTTAVIANI</b>	Current Lap Cancelled - Exceeded Track Limits - Turn 1
09.35.31	<b>38</b> H. <b>SOOMER</b>	Current Lap Cancelled - Exceeded Track Limits - Turn 1
09.35.36	<b>10</b> U. <b>ORRADRE</b>	Current Lap Cancelled - Exceeded Track Limits - Turn 1
09.37.39	<b>62</b> S. <b>MANZI</b>	Lap Cancelled [1'38.722] - Exceeded Track Limits - Turn 11
09.38.13	<b>27</b> M. <b>CASADEI</b>	Lap Cancelled [1'39.159] - Exceeded Track Limits - Turn 11
09.38.43	<b>61</b> C. <b>ONCU</b>	Current Lap Cancelled - Exceeded Track Limits - Turn 1
09.39.11	<b>13</b> L. <b>OTTAVIANI</b>	Current Lap Cancelled - Exceeded Track Limits - Turn 1
09.40.06	<b>11</b> N. <b>BULEGA</b>	Current Lap Cancelled - Exceeded Track Limits - Turn 1
09.40.33	<b>50</b> O. <b>VOSTATEK</b>	Lap Cancelled [1'43.387] - Exceeded Track Limits - Turn 11
09.41.08	<b>52</b> P. <b>HOBELSBERGER</b>	Lap Cancelled [2'51.125] - Exceeded Track Limits - Turn 11
09.43.04		End Of Session

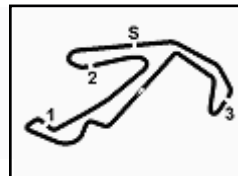
**Fastest Laps Sequence**

No.	Rider	Nat	Team	Bike	Local Time	Time	Gap	Avg
<b>61</b>	C. <b>ONCU</b>	TUR	Kawasaki Puccetti Racing	Kawasaki ZX-6R	09:28'36.170	<b>1'39.505</b>		152,893
<b>10</b>	U. <b>ORRADRE</b>	ESP	MS Racing Yamaha WorldSSP	Yamaha YZF R6	09:28'41.572	<b>1'39.223</b>	-0.282	153,327
<b>16</b>	J. <b>CLUZEL</b>	FRA	GMT94 Yamaha	Yamaha YZF R6	09:29'34.069	<b>1'38.934</b>	-0.289	153,775
<b>61</b>	C. <b>ONCU</b>	TUR	Kawasaki Puccetti Racing	Kawasaki ZX-6R	09:30'15.095	<b>1'38.925</b>	-0.009	153,789
<b>16</b>	J. <b>CLUZEL</b>	FRA	GMT94 Yamaha	Yamaha YZF R6	09:31'12.361	<b>1'38.292</b>	-0.633	154,780
<b>16</b>	J. <b>CLUZEL</b>	FRA	GMT94 Yamaha	Yamaha YZF R6	09:32'50.308	<b>1'37.947</b>	-0.345	155,325
<b>16</b>	J. <b>CLUZEL</b>	FRA	GMT94 Yamaha	Yamaha YZF R6	09:39'25.531	<b>1'37.908</b>	-0.039	155,387

Start 09:25 End 09:43 The results are provisional until the end of the time limit for protests and appeals and the completion of the technical checks.

These data/results cannot be reproduced, stored and/or transmitted in whole or in part by any manner of electronic, mechanical, photocopying, recording, broadcasting or otherwise now known or herein after developed without the previous express consent by the copyright owner, except for reproduction in daily press and regular printed publications on sale to the public within 60 days of the event related to those data/results and always provided that copyright symbol appears together as follows below.

© DORNA WSBK ORGANIZATION Srl 2022



## Pirelli Emilia-Romagna Round, 10-12 June 2022

### Starting Grid - Race 2 [18 Laps x 4,226 km = 76,068 km]

Misano Circuit Sic 58 4.226 m

1	1	<b>77</b> AEGERTER D. Yamaha 1'37.173	2	<b>11</b> BULEGA N. Ducati 1'37.427	3	<b>7</b> BALDASSARRI L. Yamaha 1'37.504
2	4	<b>64</b> CARICASULO F. Ducati 1'37.714	5	<b>55</b> MONTELLA Y. Kawasaki 1'37.844	6	<b>25</b> BRENNER M. Yamaha 1'37.936
3	7	<b>61</b> ONCU C. Kawasaki 1'37.995	8	<b>16</b> CLUZEL J. Yamaha 1'37.995	9	<b>62</b> MANZI S. Triumph 1'38.032
4	10	<b>32</b> BAYLISS O. Ducati 1'38.154	11	<b>94</b> VERDOIA A. Yamaha 1'38.174	12	<b>28</b> VAN STRAALEN G. Yamaha 1'38.229
5	13	<b>73</b> KOFLER M. Ducati 1'38.288	14	<b>3</b> DE ROSA R. Ducati 1'38.306	15	<b>10</b> ORRADRE U. Yamaha 1'38.376
6	16	<b>56</b> SEBESTYEN P. Yamaha 1'38.379	17	<b>27</b> CASADEI M. MV Agusta 1'38.414	18	<b>52</b> HOBELSBERGER P. Yamaha 1'38.641
7	19	<b>90</b> PATACCA M. Ducati 1'38.739	20	<b>29</b> SPINELLI N. Ducati 1'38.804	21	<b>99</b> HUERTAS A. Kawasaki 1'39.030
8	22	<b>24</b> TACCINI L. Yamaha 1'39.037	23	<b>17</b> SMITH K. Yamaha 1'39.133	24	<b>50</b> VOSTATEK O. Yamaha 1'39.223
9	25	<b>38</b> SOOMER H. Triumph 1'39.302	26	<b>13</b> OTTAVIANI L. Yamaha 1'39.349	27	<b>22</b> FULIGNI F. Ducati 1'39.350
10	28	<b>21</b> CURRIE B. Kawasaki 1'39.566	29	<b>6</b> BUIS J. Kawasaki 1'39.861	30	<b>36</b> KRDEZE S. Yamaha 1'40.286
11	31	<b>54</b> SOFUOGLU B. MV Agusta 1'38.856				

N.54 [Sofuoglu B.] has been penalized to start the race from the back of the grid plus 1xLLP  
N.69 [Booth-Amos T.] will not take part in the race. Declared unfit after Race 1

12/06/2022 The Race Director .....

\* = Penalized

These data/results cannot be reproduced, stored and/or transmitted in whole or in part by any manner of electronic, mechanical, photocopying, recording, broadcasting or otherwise now known or herein after developed without the previous express consent by the copyright owner, except for reproduction in daily press and regular printed publications on sale to the public within 60 days of the event related to those data/results and always provided that copyright symbol appears together as follows below. © DORNA WSBK ORGANIZATION Srl 2022

**Pirelli Emilia-Romagna Round, 10-12 June 2022**  
**Best Sectors & Speed Warm Up**

BEST LAP		
1	16 J. CLUZEL	Yamaha YZF R6 1'37.908
2	77 D. AEGERTER	Yamaha YZF R6 1'38.065
3	7 L. BALDASSARRI	Yamaha YZF R6 1'38.285
4	94 A. VERDOIA	Yamaha YZF R6 1'38.332
5	61 C. ONCU	Kawasaki ZX-6R 1'38.394
6	10 U. ORRADRE	Yamaha YZF R6 1'38.431
7	62 S. MANZI	Triumph Street Triple RS 1'38.466
8	64 F. CARICASULO	Ducati Panigale V2 1'38.595
9	3 R. DE ROSA	Ducati Panigale V2 1'38.648
10	11 N. BULEGA	Ducati Panigale V2 1'38.770
11	13 L. OTTAVIANI	Yamaha YZF R6 1'38.947
12	99 A. HUERTAS	Kawasaki ZX-6R 1'38.971
13	25 M. BRENNER	Yamaha YZF R6 1'39.134
14	27 M. CASADEI	MV Agusta F3 800 RR 1'39.243
15	28 G. VAN STRAALLEN	Yamaha YZF R6 1'39.328
16	22 F. FULIGNI	Ducati Panigale V2 1'39.414
17	32 D. BAYLISS	Ducati Panigale V2 1'39.440
18	29 N. SPINELLI	Ducati Panigale V2 1'39.552
19	90 M. PATACCA	Ducati Panigale V2 1'39.568
20	56 P. SEBESTYEN	Yamaha YZF R6 1'39.585
21	38 H. SOOMER	Triumph Street Triple RS 1'39.607
22	54 B. SOFUOGLU	MV Agusta F3 800 RR 1'39.623
23	50 D. VOSTATEK	Yamaha YZF R6 1'39.643
24	55 Y. MONTELLA	Kawasaki ZX-6R 1'39.659
25	17 K. SMITH	Yamaha YZF R6 1'39.921
26	52 P. HOBELBERGER	Yamaha YZF R6 1'40.035
27	24 L. TACCINI	Yamaha YZF R6 1'40.073
28	21 B. CURRIE	Kawasaki ZX-6R 1'40.089
29	73 M. KOFLER	Ducati Panigale V2 1'40.098
30	36 S. KROEZE	Yamaha YZF R6 1'40.175
31	6 J. BUIS	Kawasaki ZX-6R 1'42.382

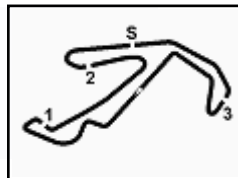
SPEED		
1	56 P. SEBESTYEN	Yamaha YZF R6 244,3
2	10 U. ORRADRE	Yamaha YZF R6 243,8
3	62 S. MANZI	Triumph Street Triple RS 241,6
4	24 L. TACCINI	Yamaha YZF R6 241,1
5	38 H. SOOMER	Triumph Street Triple RS 241,1
6	61 C. ONCU	Kawasaki ZX-6R 240,5
7	32 D. BAYLISS	Ducati Panigale V2 240,5
8	73 M. KOFLER	Ducati Panigale V2 240,5
9	54 B. SOFUOGLU	MV Agusta F3 800 RR 240,0
10	36 S. KROEZE	Yamaha YZF R6 239,5
11	16 J. CLUZEL	Yamaha YZF R6 239,5
12	99 A. HUERTAS	Kawasaki ZX-6R 238,9
13	13 L. OTTAVIANI	Yamaha YZF R6 238,9
14	90 M. PATACCA	Ducati Panigale V2 238,9
15	21 B. CURRIE	Kawasaki ZX-6R 238,9
16	50 D. VOSTATEK	Yamaha YZF R6 238,9
17	64 F. CARICASULO	Ducati Panigale V2 238,9
18	7 L. BALDASSARRI	Yamaha YZF R6 238,9
19	94 A. VERDOIA	Yamaha YZF R6 237,9
20	6 J. BUIS	Kawasaki ZX-6R 237,9
21	52 P. HOBELBERGER	Yamaha YZF R6 237,9
22	27 M. CASADEI	MV Agusta F3 800 RR 237,9
23	55 Y. MONTELLA	Kawasaki ZX-6R 237,4
24	11 N. BULEGA	Ducati Panigale V2 237,4
25	77 D. AEGERTER	Yamaha YZF R6 236,8
26	29 N. SPINELLI	Ducati Panigale V2 236,8
27	25 M. BRENNER	Yamaha YZF R6 236,8
28	3 R. DE ROSA	Ducati Panigale V2 236,3
29	22 F. FULIGNI	Ducati Panigale V2 235,8
30	28 G. VAN STRAALLEN	Yamaha YZF R6 233,8
31	17 K. SMITH	Yamaha YZF R6 233,3

SEG. 1			SEG. 2			SEG. 3			SEG. 4		
1	94 A. VERDOIA	25.845	1	16 J. CLUZEL	23.336	1	16 J. CLUZEL	26.687	1	61 C. ONCU	21.821
2	16 J. CLUZEL	25.937	2	62 S. MANZI	23.352	2	11 N. BULEGA	26.712	2	10 U. ORRADRE	21.836
3	77 D. AEGERTER	26.002	3	77 D. AEGERTER	23.379	3	77 D. AEGERTER	26.738	3	3 R. DE ROSA	21.891
4	61 C. ONCU	26.030	4	27 M. CASADEI	23.386	4	7 L. BALDASSARRI	26.745	4	16 J. CLUZEL	21.895
5	10 U. ORRADRE	26.069	5	7 L. BALDASSARRI	23.438	5	94 A. VERDOIA	26.899	5	64 F. CARICASULO	21.901
6	7 L. BALDASSARRI	26.096	6	61 C. ONCU	23.447	6	62 S. MANZI	26.918	6	7 L. BALDASSARRI	21.911
7	99 A. HUERTAS	26.139	7	3 R. DE ROSA	23.460	7	64 F. CARICASULO	26.926	7	77 D. AEGERTER	21.914
8	64 F. CARICASULO	26.151	8	56 P. SEBESTYEN	23.496	8	10 U. ORRADRE	26.931	8	62 S. MANZI	21.923
9	62 S. MANZI	26.190	9	13 L. OTTAVIANI	23.504	9	3 R. DE ROSA	26.946	9	94 A. VERDOIA	21.923
10	13 L. OTTAVIANI	26.234	10	11 N. BULEGA	23.540	10	32 D. BAYLISS	26.989	10	13 L. OTTAVIANI	21.947
11	25 M. BRENNER	26.242	11	25 M. BRENNER	23.542	11	99 A. HUERTAS	27.008	11	32 D. BAYLISS	22.004
12	28 G. VAN STRAALLEN	26.243	12	32 D. BAYLISS	23.542	12	61 C. ONCU	27.039	12	25 M. BRENNER	22.007
13	11 N. BULEGA	26.248	13	64 F. CARICASULO	23.574	13	25 M. BRENNER	27.070	13	11 N. BULEGA	22.010
14	3 R. DE ROSA	26.305	14	54 B. SOFUOGLU	23.580	14	13 L. OTTAVIANI	27.094	14	99 A. HUERTAS	22.019
15	38 H. SOOMER	26.315	15	99 A. HUERTAS	23.585	15	29 N. SPINELLI	27.159	15	55 Y. MONTELLA	22.037
16	29 N. SPINELLI	26.325	16	10 U. ORRADRE	23.595	16	28 G. VAN STRAALLEN	27.165	16	27 M. CASADEI	22.038
17	22 F. FULIGNI	26.336	17	38 H. SOOMER	23.609	17	54 B. SOFUOGLU	27.184	17	50 D. VOSTATEK	22.061
18	27 M. CASADEI	26.383	18	94 A. VERDOIA	23.641	18	90 M. PATACCA	27.200	18	28 G. VAN STRAALLEN	22.075
19	50 D. VOSTATEK	26.411	19	55 Y. MONTELLA	23.690	19	22 F. FULIGNI	27.201	19	38 H. SOOMER	22.084
20	17 K. SMITH	26.411	20	22 F. FULIGNI	23.719	20	24 L. TACCINI	27.205	20	90 M. PATACCA	22.098
21	55 Y. MONTELLA	26.444	21	50 D. VOSTATEK	23.736	21	56 P. SEBESTYEN	27.211	21	29 N. SPINELLI	22.138
22	90 M. PATACCA	26.446	22	90 M. PATACCA	23.741	22	50 D. VOSTATEK	27.232	22	56 P. SEBESTYEN	22.139
23	54 B. SOFUOGLU	26.461	23	73 M. KOFLER	23.746	23	52 P. HOBELBERGER	27.234	23	17 K. SMITH	22.152
24	56 P. SEBESTYEN	26.467	24	28 G. VAN STRAALLEN	23.747	24	38 H. SOOMER	27.241	24	22 F. FULIGNI	22.158
25	24 L. TACCINI	26.475	25	29 N. SPINELLI	23.805	25	55 Y. MONTELLA	27.255	25	52 P. HOBELBERGER	22.174
26	21 B. CURRIE	26.544	26	24 L. TACCINI	23.876	26	21 B. CURRIE	27.259	26	36 S. KROEZE	22.174
27	36 S. KROEZE	26.594	27	52 P. HOBELBERGER	23.895	27	27 M. CASADEI	27.267	27	54 B. SOFUOGLU	22.243
28	32 D. BAYLISS	26.662	28	21 B. CURRIE	23.908	28	17 K. SMITH	27.273	28	21 B. CURRIE	22.246
29	52 P. HOBELBERGER	26.732	29	17 K. SMITH	23.935	29	36 S. KROEZE	27.297	29	73 M. KOFLER	22.249
30	73 M. KOFLER	26.763	30	36 S. KROEZE	23.965	30	73 M. KOFLER	27.337	30	24 L. TACCINI	22.426
31	6 J. BUIS	27.089	31	6 J. BUIS	24.056	31	6 J. BUIS	28.034	31	6 J. BUIS	22.840

12/06/2022

These data/results cannot be reproduced, stored and/or transmitted in whole or in part by any manner of electronic, mechanical, photocopying, recording, broadcasting or otherwise now known or herein after developed without the previous express consent by the copyright owner, except for reproduction in daily press and regular printed publications on sale to the public within 60 days of the event related to those data/results and always provided that copyright symbol appears together as follows below.

© DORNA WSBK ORGANIZATION Srl 2022


**Pirelli Emilia-Romagna Round, 10-12 June 2022**
**Ideal Times Warm Up**

Misano Circuit Sic 58 4.226 m

No.	Rider	Nat	Bike	Seg. 1	Seg. 2	Seg. 3	Seg. 4	Ideal Time		
				Diff. 1	Diff. 2	Diff. 3	Diff. 4	Best Lap	Pos.	Diff.
1	16 J. CLUZEL	FRA	Yamaha YZF R6	25.937 +0.049	<b>23.336</b> +0.004	<b>26.687</b>	21.895	<b>1'37.855</b> 1'37.908	1	0.053
2	77 D. AEGERTER	SUI	Yamaha YZF R6	26.002	23.379	26.738	21.914 +0.032	<b>1'38.033</b> 1'38.065	2	0.032
3	7 L. BALDASSARRI	ITA	Yamaha YZF R6	26.096 +0.012	23.438	26.745	21.911 +0.083	<b>1'38.190</b> 1'38.285	3	0.095
4	94 A. VERDOIA	FRA	Yamaha YZF R6	<b>25.845</b> +0.024	23.641	26.899	21.923	<b>1'38.308</b> 1'38.332	4	0.024
5	61 C. ONCU	TUR	Kawasaki ZX-6R	26.030	23.447	27.039	<b>21.821</b> +0.057	<b>1'38.337</b> 1'38.394	5	0.057
6	62 S. MANZI	ITA	Triumph Street Triple RS	26.190 +0.049	23.352 +0.018	26.918	21.923 +0.016	<b>1'38.383</b> 1'38.466	7	0.083
7	10 U. ORRADRE	ESP	Yamaha YZF R6	26.069	23.595	26.931	21.836	<b>1'38.431</b> 1'38.431	6	
8	11 N. BULEGA	ITA	Ducati Panigale V2	26.248 +0.173	23.540 +0.087	26.712	22.010	<b>1'38.510</b> 1'38.770	10	0.260
9	64 F. CARICASULO	ITA	Ducati Panigale V2	26.151 +0.043	23.574	26.926	21.901	<b>1'38.552</b> 1'38.595	8	0.043
10	3 R. DE ROSA	ITA	Ducati Panigale V2	26.305	23.460	26.946 +0.046	21.891	<b>1'38.602</b> 1'38.648	9	0.046
11	99 A. HUERTAS	ESP	Kawasaki ZX-6R	26.139 +0.085	23.585 +0.021	27.008 +0.114	22.019	<b>1'38.751</b> 1'38.971	12	0.220
12	13 L. OTTAVIANI	ITA	Yamaha YZF R6	26.234	23.504	27.094 +0.078	21.947 +0.090	<b>1'38.779</b> 1'38.947	11	0.168
13	25 M. BRENNER	SUI	Yamaha YZF R6	26.242 +0.137	23.542	27.070 +0.136	22.007	<b>1'38.861</b> 1'39.134	13	0.273
14	27 M. CASADEI	ITA	MV Agusta F3 800 RR	26.383 +0.142	23.386	27.267 +0.027	22.038	<b>1'39.074</b> 1'39.243	14	0.169
15	32 D. BAYLISS	AUS	Ducati Panigale V2	26.662 +0.086	23.542	26.989	22.004 +0.157	<b>1'39.197</b> 1'39.440	17	0.243
16	28 G. VAN STRAALEN	NED	Yamaha YZF R6	26.243 +0.087	23.747	27.165 +0.011	22.075	<b>1'39.230</b> 1'39.328	15	0.098
17	38 H. SOOMER	EST	Triumph Street Triple RS	26.315 +0.152	23.609	27.241 +0.140	22.084 +0.066	<b>1'39.249</b> 1'39.607	21	0.358
18	56 P. SEBESTYEN	HUN	Yamaha YZF R6	26.467 +0.132	23.496	27.211	22.139 +0.140	<b>1'39.313</b> 1'39.585	20	0.272
19	22 F. FULIGNI	ITA	Ducati Panigale V2	26.336	23.719	27.201	22.158	<b>1'39.414</b> 1'39.414	16	
20	55 Y. MONTELLA	ITA	Kawasaki ZX-6R	26.444 +0.036	23.690 +0.029	27.255	22.037 +0.168	<b>1'39.426</b> 1'39.659	24	0.233
21	29 N. SPINELLI	ITA	Ducati Panigale V2	26.325	23.805 +0.050	27.159	22.138 +0.075	<b>1'39.427</b> 1'39.552	18	0.125
22	50 D. VOSTATEK	CZE	Yamaha YZF R6	26.411 +0.059	23.736	27.232 +0.098	22.061 +0.046	<b>1'39.440</b> 1'39.643	23	0.203
23	54 B. SOFUOGLU	TUR	MV Agusta F3 800 RR	26.461 +0.062	23.580 +0.093	27.184	22.243	<b>1'39.468</b> 1'39.623	22	0.155
24	90 M. PATACCA	ITA	Ducati Panigale V2	26.446	23.741 +0.002	27.200 +0.081	22.098	<b>1'39.485</b> 1'39.568	19	0.083
25	17 K. SMITH	GBR	Yamaha YZF R6	26.411 +0.101	23.935 +0.015	27.273	22.152 +0.034	<b>1'39.771</b> 1'39.921	25	0.150
26	21 B. CURRIE	AUS	Kawasaki ZX-6R	26.544 +0.065	23.908	27.259 +0.067	22.246	<b>1'39.957</b> 1'40.089	28	0.132
27	24 L. TACCINI	ITA	Yamaha YZF R6	26.475	23.876 +0.083	27.205	22.426 +0.008	<b>1'39.982</b> 1'40.073	27	0.091
28	36 S. KROEZE	NED	Yamaha YZF R6	26.594 +0.069	23.965	27.297 +0.076	22.174	<b>1'40.030</b> 1'40.175	30	0.145
29	52 P. HOBELSBERGER	GER	Yamaha YZF R6	26.732	23.895	27.234	22.174	<b>1'40.035</b> 1'40.035	26	
30	73 M. KOFLER	AUT	Ducati Panigale V2	26.763	23.746	27.337	22.249 +0.003	<b>1'40.095</b> 1'40.098	29	0.003
31	6 J. BUIS	NED	Kawasaki ZX-6R	27.089	24.056 +0.146	28.034 +0.153	22.840 +0.064	<b>1'42.019</b> 1'42.382	31	0.363
<b>Overall Ideal Time</b>				25.845	23.336	26.687	21.821	<b>1'37.689</b>		

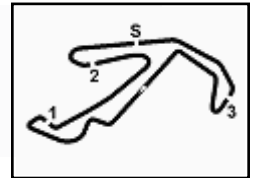
12/06/2022

These data/results cannot be reproduced, stored and/or transmitted in whole or in part by any manner of electronic, mechanical, photocopying, recording, broadcasting or otherwise now known or herein after developed without the previous express consent by the copyright owner, except for reproduction in daily press and regular printed publications on sale to the public within 60 days of the event related to those data/results and always provided that copyright symbol appears together as follows below.

© DORNA WSBK ORGANIZATION Srl 2022

FICR PERUGIA TIMING





**Pirelli Emilia-Romagna Round, 10-12 June 2022**  
**Chronological Analysis Warm Up**

1° 16 J. CLUZEL [1'37.908]							
Lap	Seg.1	Seg.2	Seg.3	Seg.4	Lap Time	km/h	Local Time
1							9:25'56.366
2	43.649	24.915	27.897	22.308	1'58.769P	232,3	9:27'55.135
3	26.387	23.566	27.019	21.962	1'38.934	236,3	9:29'34.069
4	26.098	23.473	26.800	21.921	1'38.292	237,4	9:31'12.361
5	<b>25.937</b>	<b>23.336</b>	26.699	21.975	1'37.947	238,9	9:32'50.308
6	26.730	23.644	27.128	22.403	1'39.905	238,4	9:34'30.213
7	26.158	23.456	26.822	21.925	1'38.361	<b>239,5</b>	9:36'08.574
8	26.256	23.509	26.964	22.320	1'39.049	236,8	9:37'47.623
9	25.986	23.340	<b>26.687</b>	<b>21.895</b>	<b>1'37.908</b>	237,9	9:39'25.531
10	26.217	23.341	26.839	21.920	1'38.317	237,9	9:41'03.848

6° 10 U. ORRADRE [1'38.431]							
Lap	Seg.1	Seg.2	Seg.3	Seg.4	Lap Time	km/h	Local Time
1							9:25'04.895
2	41.703	24.401	27.827	23.523	1'57.454P	238,4	9:27'02.349
3	26.366	23.751	27.011	22.095	1'39.223	240,5	9:28'41.572
4	33.287	24.313	27.041	22.073	1'46.714C		9:30'28.286
5	26.082	23.682	27.253	22.332	1'39.349	<b>243,8</b>	9:32'07.635
6	26.096	23.965	27.251	21.970	1'39.282		9:33'46.917
7	<b>26.069</b>	<b>23.595</b>	<b>26.931</b>	<b>21.836</b>	<b>1'38.431</b>	241,1	9:35'25.348
8	32.673	24.089	27.727	22.298	1'46.787C	236,8	9:37'12.135
9	26.212	23.753	27.349	22.039	1'39.353		9:38'51.488

2° 77 D. AEGERTER [1'38.065]							
Lap	Seg.1	Seg.2	Seg.3	Seg.4	Lap Time	km/h	Local Time
1							9:26'08.445
2	46.326	25.054	35.163	25.102	2'11.645P	137,8	9:28'20.090
3	26.681	23.927	26.979	22.185	1'39.772	233,8	9:29'59.862
4	26.246	23.673	26.893	21.965	1'38.777	234,8	9:31'38.639
5	26.286	23.561	26.755	22.029	1'38.631	<b>236,8</b>	9:33'17.270
6	<b>26.002</b>	<b>23.379</b>	<b>26.738</b>	21.946	<b>1'38.065</b>	<b>236,8</b>	9:34'55.335
7	26.086	23.424	26.798	21.966	1'38.274	235,3	9:36'33.609
8	26.038	23.444	26.773	21.932	1'38.187	236,3	9:38'11.796
9	26.064	23.427	<b>26.738</b>	<b>21.914</b>	1'38.143	235,8	9:39'49.939
10	26.059	23.403	26.750	21.938	1'38.150	235,8	9:41'28.089

7° 62 S. MANZI [1'38.466]							
Lap	Seg.1	Seg.2	Seg.3	Seg.4	Lap Time	km/h	Local Time
1							9:25'23.877
2	45.202	24.794	27.674	22.293	1'59.963P	237,4	9:27'23.840
3	26.481	23.616	27.172	22.019	1'39.288	238,4	9:29'03.128
4	26.457	23.577	27.129	21.957	1'39.120C	238,4	9:30'42.248
5	26.193	23.428	27.108	<b>21.923</b>	1'38.652	238,9	9:32'20.900
6	26.239	23.370	<b>26.918</b>	21.939	<b>1'38.466</b>	238,9	9:33'59.366
7	<b>26.190</b>	<b>23.352</b>	26.979	21.995	1'38.516	238,9	9:35'37.882
8	26.247	23.421	27.145	21.909	1'38.722C	238,9	9:37'16.604
9	26.598	23.454	27.130	21.972	1'39.154	<b>241,6</b>	9:38'55.758
10	26.350	29.173	33.782	39.629	2'08.934P	197,1	9:41'04.692

3° 7 L. BALDASSARRI [1'38.285]							
Lap	Seg.1	Seg.2	Seg.3	Seg.4	Lap Time	km/h	Local Time
1							9:25'53.814
2	43.501	25.034	27.800	22.556	1'58.891P	234,3	9:27'52.705
3	26.632	23.834	26.955	22.232	1'39.653	236,8	9:29'32.358
4	26.497	23.652	26.882	21.974	1'39.005	237,9	9:31'11.363
5	26.358	23.545	26.778	22.177	1'38.858	<b>238,9</b>	9:32'50.221
6	26.482	23.682	27.130	22.265	1'39.559C	237,9	9:34'29.780
7	26.295	23.530	26.848	<b>21.911</b>	1'38.584	237,4	9:36'08.364
8	26.282	23.450	26.871	21.967	1'38.570	<b>238,9</b>	9:37'46.934
9	26.108	<b>23.438</b>	<b>26.745</b>	21.994	<b>1'38.285</b>	<b>238,9</b>	9:39'25.219
10	<b>26.096</b>	23.475	26.812	21.942	1'38.325	237,9	9:41'03.544

8° 64 F. CARICASULO [1'38.595]							
Lap	Seg.1	Seg.2	Seg.3	Seg.4	Lap Time	km/h	Local Time
1			25.000	28.173	4'48.930	232,8	9:31'21.908
2	46.256	24.027	27.409	22.486	2'00.178P	236,3	9:33'22.086
3	26.509	23.786	27.016	22.003	1'39.314	234,8	9:35'01.400
4	26.202	23.663	27.007	22.017	1'38.889	233,8	9:36'40.289
5	<b>26.151</b>	23.596	26.962	21.923	1'38.632	236,3	9:38'18.921
6	26.194	<b>23.574</b>	<b>26.926</b>	<b>21.901</b>	<b>1'38.595</b>	<b>238,9</b>	9:39'57.516
7	26.292	23.636	27.367	22.332	1'39.627	238,4	9:41'37.143

9° 3 R. DE ROSA [1'38.648]							
Lap	Seg.1	Seg.2	Seg.3	Seg.4	Lap Time	km/h	Local Time
1			28.506	31.928	40.385	196,4	9:28'30.805
2	4'47.643	24.678	27.745	22.463	6'02.529P	233,8	9:34'33.334
3	26.722	23.754	27.176	22.108	1'39.760	235,3	9:36'13.094
4	26.361	23.510	<b>26.946</b>	21.921	1'38.738	<b>236,3</b>	9:37'51.832
5	26.324	23.533	26.983	21.962	1'38.802	235,8	9:39'30.634
6	<b>26.305</b>	<b>23.460</b>	26.992	<b>21.891</b>	<b>1'38.648</b>	234,8	9:41'09.282

4° 94 A. VERDOIA [1'38.332]							
Lap	Seg.1	Seg.2	Seg.3	Seg.4	Lap Time	km/h	Local Time
1		25.425	28.117	23.158		232,8	9:26'55.526
2	26.447	24.153	27.829	23.105	1'41.534	<b>237,9</b>	9:28'37.060
3	26.534	23.998	27.113	22.124	1'39.769	234,3	9:30'16.829
4	26.205	23.927	27.157	22.100	1'39.389	233,3	9:31'56.218
5	26.059	23.958	27.102	22.053	1'39.172	234,3	9:33'35.390
6	25.971	23.838	27.127	22.092	1'39.028	233,8	9:35'14.418
7	<b>25.845</b>	23.799	27.015	22.041	1'38.700	233,8	9:36'53.118
8	25.869	<b>23.641</b>	<b>26.899</b>	<b>21.923</b>	<b>1'38.332</b>	233,8	9:38'31.450
9	28.706	24.028	27.163	22.100	1'41.997	233,3	9:40'13.447

10° 11 N. BULEGA [1'38.770]							
Lap	Seg.1	Seg.2	Seg.3	Seg.4	Lap Time	km/h	Local Time
1							9:26'07.841
2	43.956	25.759	38.667	25.102	2'13.484P	118,4	9:28'21.325
3	27.445	23.935	26.938	22.251	1'40.569	235,3	9:30'01.894
4	<b>26.248</b>	23.653	26.886	22.058	1'38.845	235,8	9:31'40.739
5	26.421	23.627	<b>26.712</b>	<b>22.010</b>	<b>1'38.770</b>	<b>237,4</b>	9:33'19.509
6	26.298	<b>23.540</b>	26.926	22.075	1'38.839	236,3	9:34'58.348
7	26.319	23.641	26.908	22.044	1'38.912	<b>237,4</b>	9:36'37.260
8	26.555	23.582	27.299	22.237	1'39.673	<b>237,4</b>	9:38'16.933
9	26.312	23.656	27.003	22.396	1'39.367	234,3	9:39'56.300
10	28.492	24.175	27.373	22.859	1'42.899C	234,3	9:41'39.199

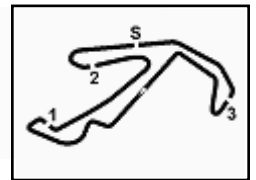
5° 61 C. ONCU [1'38.394]							
Lap	Seg.1	Seg.2	Seg.3	Seg.4	Lap Time	km/h	Local Time
1		25.928	28.287	23.153		231,8	9:26'56.665
2	26.162	23.593	27.587	22.163	1'39.505	<b>240,5</b>	9:28'36.170
3	26.108	23.563	27.348	21.906	1'38.925	232,8	9:30'15.095
4	29.465	23.660	27.431	21.858	1'42.414C	232,3	9:31'57.509
5	26.055	23.469	27.084	<b>21.821</b>	1'38.429	235,8	9:33'35.938
6	26.825	23.914	27.249	21.928	1'39.916	235,3	9:35'15.854
7	<b>26.030</b>	<b>23.447</b>	<b>27.039</b>	21.878	<b>1'38.394</b>	235,3	9:36'54.248
8	26.110	23.452	27.140	21.971	1'38.673	235,3	9:38'32.921
9	34.676	32.046	27.556	22.493	1'56.771C	236,8	9:40'29.692

11° 13 L. OTTAVIANI [1'38.947]							
Lap	Seg.1	Seg.2	Seg.3	Seg.4	Lap Time	km/h	Local Time
1							9:27'00.370
2		26.447	29.569	24.734		231,8	

12/06/2022 P = Pits In/Out - C = Lap Time Cancelled

These data/results cannot be reproduced, stored and/or transmitted in whole or in part by any manner of electronic, mechanical, photocopying, recording, broadcasting or otherwise now known or herein after developed without the previous express consent by the copyright owner, except for reproduction in daily press and regular printed publications on sale to the public within 60 days of the event related to those data/results and always provided that copyright symbol appears together as follows below.

© DORNA WSBK ORGANIZATION Srl 2022



**Pirelli Emilia-Romagna Round, 10-12 June 2022**  
**Chronological Analysis Warm Up**

Misano Circuit Sic 58 4.226 m

2 / 3

2	26.604	23.775	27.290	22.322	1'39.991	<b>238,9</b>	9:28'40.361
3	26.863	23.685	27.304	22.184	1'40.036	238,4	9:30'20.397
4	26.591	23.518	<b>27.094</b>	<b>21.947</b>	1'39.150	236,8	9:31'59.547
5	26.504	23.742	27.120	21.981	1'39.347	235,3	9:33'38.894
6	<b>26.234</b>	<b>23.504</b>	27.172	22.037	<b>1'38.947</b>	235,8	9:35'17.841
7	33.384	29.810	33.352	26.195	2'02.741C	141,9	9:37'20.582
8	26.284	23.655	27.234	22.625	1'39.798	234,8	9:39'00.380
9	28.784	24.557	29.064	22.492	1'44.897C	202,2	9:40'45.277

4	26.487	23.952	27.556	22.545	1'40.540	232,3	9:35'34.828
5	26.454	23.780	27.966	22.831	1'41.031	<b>235,8</b>	9:37'15.859
6	26.690	23.775	27.740	22.399	1'40.604	229,8	9:38'56.463
7	<b>26.336</b>	<b>23.719</b>	<b>27.201</b>	<b>22.158</b>	<b>1'39.414</b>	234,8	9:40'35.877

12° 99 A. HUERTAS (1'38.971)							
Lap	Seg1	Seg2	Seg3	Seg4	Lap Time	km/h	Local Time
1							9:25'13.455
2	40.243	24.415	27.362	22.338	1'54.358P	234,8	9:27'07.813
3	26.192	23.935	27.210	22.084	1'39.421	236,8	9:28'47.234
4	26.225	23.714	27.155	22.061	1'39.155	235,8	9:30'26.389
5	<b>26.139</b>	23.686	27.059	22.103	1'38.987	236,8	9:32'05.376
6	26.270	<b>23.585</b>	27.056	22.126	1'39.037	236,3	9:33'44.413
7	26.224	23.606	27.122	<b>22.019</b>	<b>1'38.971</b>	238,4	9:35'23.384
8	26.354	23.668	<b>27.008</b>	22.190	1'39.220	<b>238,9</b>	9:37'02.604

17° 32 O. BAYLISS (1'39.440)							
Lap	Seg1	Seg2	Seg3	Seg4	Lap Time	km/h	Local Time
1							9:24'56.006
2	44.947	25.300	29.111	22.910	2'02.268P	238,4	9:26'58.274
3	27.184	23.928	28.356	22.472	1'41.940	<b>240,5</b>	9:28'40.214
4	26.810	23.760	27.286	22.162	1'40.018	238,4	9:30'20.232
5	27.029	23.601	27.470	22.096	1'40.196	240,0	9:32'00.428
6	26.687	23.759	27.151	22.126	1'39.723	240,0	9:33'40.151
7	26.812	23.763	27.239	22.155	1'39.969	238,4	9:35'20.120
8	<b>26.662</b>	23.737	27.235	22.201	1'39.835	237,4	9:36'59.955
9	31.596	26.065	28.464	<b>22.004</b>	1'48.129	238,9	9:38'48.084
10	26.748	<b>23.542</b>	<b>26.989</b>	22.161	<b>1'39.440</b>	<b>240,5</b>	9:40'27.524

13° 25 M. BRENNER (1'39.134)							
Lap	Seg1	Seg2	Seg3	Seg4	Lap Time	km/h	Local Time
1							9:25'02.071
2	42.089	24.411	27.442	22.864	1'56.806P	231,8	9:26'58.877
3	26.998	23.874	27.595	22.155	1'40.622	236,3	9:28'39.499
4	<b>26.242</b>	23.618	27.170	22.148	1'39.178	<b>236,8</b>	9:30'18.677
5	26.583	23.658	<b>27.070</b>	2'34.668	3'51.979P	<b>233,8</b>	9:34'10.656
6	41.699	24.149	27.297	22.181	1'55.326P	231,8	9:36'05.982
7	26.379	<b>23.542</b>	27.206	<b>22.007</b>	<b>1'39.134</b>	231,3	9:37'45.116
8	26.432	23.579	27.254	22.044	1'39.309	230,3	9:39'24.425
9	26.514	23.966	27.262	22.134	1'39.876	233,3	9:41'04.301

18° 29 N. SPINELLI (1'39.552)							
Lap	Seg1	Seg2	Seg3	Seg4	Lap Time	km/h	Local Time
1							9:27'04.220
2	26.747	24.192	27.285	22.277	1'40.501	234,8	9:28'44.721
3	26.416	23.949	27.197	22.494	1'40.056	235,3	9:30'24.777
4	26.434	23.971	27.345	22.408	1'40.158	236,3	9:32'04.935
5	26.552	24.046	27.183	22.141	1'39.922	<b>236,8</b>	9:33'44.857
6	<b>26.325</b>	23.855	<b>27.159</b>	22.213	<b>1'39.552</b>	235,8	9:35'24.409
7	26.518	<b>23.805</b>	27.286	<b>22.138</b>	1'39.747	234,8	9:37'04.156
8	26.376	26.353	29.494	22.241	1'44.464	226,4	9:38'48.620
9	26.522	23.892	27.433	22.476	1'40.323	236,3	9:40'28.943

14° 27 M. CASADEI (1'39.243)							
Lap	Seg1	Seg2	Seg3	Seg4	Lap Time	km/h	Local Time
1							9:27'38.083
2	26.483	23.692	27.461	22.213	1'39.849	235,3	9:29'17.932
3	26.510	23.536	27.272	22.073	1'39.391	235,8	9:30'57.323
4	<b>26.383</b>	23.475	27.332	22.138	1'39.328	<b>237,9</b>	9:32'36.651
5	26.457	23.433	27.375	22.166	1'39.431	<b>237,9</b>	9:34'16.082
6	26.525	<b>23.386</b>	27.294	<b>22.038</b>	<b>1'39.243</b>	<b>237,9</b>	9:35'55.325
7	26.392	23.409	<b>27.267</b>	22.091	1'39.159C	235,8	9:37'34.484
8	26.488	23.439	27.317	22.200	1'39.444	236,3	9:39'13.928
9	26.554	23.543	27.317	22.131	1'39.545	236,3	9:40'53.473

19° 90 M. PATACCA (1'39.568)							
Lap	Seg1	Seg2	Seg3	Seg4	Lap Time	km/h	Local Time
1							9:25'01.269
2	43.378	25.086	28.797	24.020	2'01.281P	223,6	9:27'02.550
3	26.640	23.925	27.230	22.361	1'40.156	<b>238,9</b>	9:28'42.706
4	26.539	23.750	27.299	22.498	1'40.086	237,4	9:30'22.792
5	<b>26.446</b>	23.743	27.281	<b>22.098</b>	<b>1'39.568</b>	236,3	9:32'02.360
6	26.517	23.771	27.656	22.239	1'40.183	233,8	9:33'42.543
7	26.602	<b>23.741</b>	27.483	22.259	1'40.085	236,8	9:35'22.628
8	26.617	23.788	<b>27.200</b>	22.141	1'39.746	236,8	9:37'02.374
9	26.632	24.218	34.334	22.835	1'48.019	231,3	9:38'50.393
10	26.811	23.956	27.543	22.357	1'40.667	236,3	9:40'31.060

15° 28 G. VAN STRAALLEN (1'39.328)							
Lap	Seg1	Seg2	Seg3	Seg4	Lap Time	km/h	Local Time
1							9:25'56.672
2	49.620	25.057	28.180	22.798	2'05.655P	229,8	9:28'02.327
3	26.528	24.238	27.463	22.297	1'40.526	231,3	9:29'42.853
4	26.266	23.838	30.930	23.645	1'44.679	193,9	9:31'27.532
5	26.619	29.179	32.693	22.162	1'50.653	<b>233,8</b>	9:33'18.185
6	26.330	<b>23.747</b>	27.176	<b>22.075</b>	<b>1'39.328</b>	233,3	9:34'57.513
7	<b>26.243</b>	23.832	27.215	22.197	1'39.487	232,8	9:36'37.000
8	26.252	23.748	27.844	22.256	1'40.100	231,8	9:38'17.100
9	26.290	24.223	<b>27.165</b>	22.130	1'39.808	233,3	9:39'56.908
10	26.408	23.852	27.507	22.311	1'40.078	231,3	9:41'36.986

20° 56 P. SEBESTYEN (1'39.585)							
Lap	Seg1	Seg2	Seg3	Seg4	Lap Time	km/h	Local Time
1							9:25'01.203
2	43.774	24.567	27.880	22.568	1'58.789P	234,8	9:26'59.992
3	26.745	24.208	27.527	22.364	1'40.844	238,4	9:28'40.836
4	27.195	23.786	27.252	22.162	1'40.395	238,4	9:30'21.231
5	26.738	23.681	27.577	<b>22.139</b>	1'40.135	241,1	9:32'01.366
6	26.599	<b>23.496</b>	<b>27.211</b>	<b>22.279</b>	<b>1'39.585</b>	<b>244,3</b>	9:33'40.951
7	26.601	23.646	28.610	27.191	1'46.048	241,1	9:35'26.999
8	26.693	23.600	27.257	22.222	1'39.772	236,3	9:37'06.771
9	<b>26.467</b>	23.651	27.397	22.197	1'39.712	235,3	9:38'46.483
10	26.492	23.787	27.303	22.199	1'39.781	234,8	9:40'26.264

16° 22 F. FULIGNI (1'39.414)							
Lap	Seg1	Seg2	Seg3	Seg4	Lap Time	km/h	Local Time
1							9:30'32.711
2	26.847	24.218	27.890	22.733	1'41.688	233,3	9:32'14.399
3	26.519	23.853	27.250	22.267	1'39.889	233,3	9:33'54.288

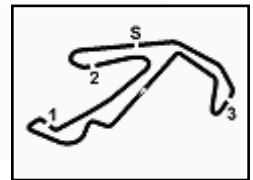
21° 38 H. SOOMER (1'39.607)							
Lap	Seg1	Seg2	Seg3	Seg4	Lap Time	km/h	Local Time
1							9:26'58.423
2	27.244	23.914	27.981	22.522	1'41.661	236,8	9:28'40.084
3	26.649	24.514	27.398	<b>22.084</b>	1'40.645	238,9	9:30'20.729
4	26.778	23.626	27.453	22.229	1'40.086	238,9	9:32'00.815

12/06/2022 P = Pits In/Out - C = Lap Time Cancelled

These data/results cannot be reproduced, stored and/or transmitted in whole or in part by any manner of electronic, mechanical, photocopying, recording, broadcasting or otherwise now known or herein after developed without the previous express consent by the copyright owner, except for reproduction in daily press and regular printed publications on sale to the public within 60 days of the event related to those data/results and always provided that copyright symbol appears together as follows below.

© DORNA WSBK ORGANIZATION Srl 2022





**Pirelli Emilia-Romagna Round, 10-12 June 2022**  
**Chronological Analysis Warm Up**

Misano Circuit Sic 58 4.226 m

3 / 3

5	26.549	23.674	<b>27.241</b>	22.204	1'39.668	240,5	9:33'40.483
6	26.720	23.732	27.494	22.393	1'40.339	<b>241,1</b>	9:35'20.822
7	33.618	23.742	27.258	22.238	1'46.856C	236,8	9:37'07.678
8	26.467	<b>23.609</b>	27.381	22.150	<b>1'39.607</b>	236,3	9:38'47.285
9	<b>26.315</b>	23.818	27.326	22.314	1'39.773	236,3	9:40'27.058

7	26.818	31.155	40.169	40.653	2'18.795P	145,6	9:38'05.598
8	1'25.469	26.182	31.698	27.776	2'51.125CP	201,5	9:40'56.723

22° 54 B. SOFUOGLU [1'39.623]							
Lap	Seg.1	Seg.2	Seg.3	Seg.4	Lap Time	km/h	Local Time
1		24.522	27.999	22.939		235,8	9:27'00.988
2	26.829	23.758	27.355	22.473	1'40.415	238,9	9:28'41.403
3	28.897	24.323	27.396	22.429	1'43.045C	235,8	9:30'24.448
4	<b>26.461</b>	23.764	27.572	22.375	1'40.172	<b>240,0</b>	9:32'04.620
5	28.755	24.574	28.312	22.910	1'44.551C	235,3	9:33'49.171
6	26.900	23.741	27.256	22.286	1'40.183	237,9	9:35'29.354
7	26.734	25.423	29.577	22.593	1'44.327	228,3	9:37'13.681
8	26.523	23.673	<b>27.184</b>	<b>22.243</b>	<b>1'39.623</b>	236,8	9:38'53.304
9	26.765	<b>23.580</b>	27.255	22.320	1'39.920	236,8	9:40'33.224

27° 24 L. TACCINI [1'40.073]							
Lap	Seg.1	Seg.2	Seg.3	Seg.4	Lap Time	km/h	Local Time
1							9:24'52.246
2	47.905	25.774	28.504	22.879	2'05.062P	235,3	9:26'57.308
3	26.920	24.283	27.452	22.519	1'41.174	236,8	9:28'38.482
4	26.655	24.038	27.256	22.556	1'40.505	238,4	9:30'18.987
5	<b>26.475</b>	23.959	<b>27.205</b>	22.434	<b>1'40.073</b>	<b>241,1</b>	9:31'59.060
6	26.755	24.349	27.339	<b>22.426</b>	1'40.869	238,9	9:33'39.929
7	26.737	24.217	27.315	22.514	1'40.783	<b>241,1</b>	9:35'20.712
8	26.663	<b>23.876</b>	27.219	22.440	1'40.198	238,9	9:37'00.910
9	26.747	25.003	28.698	24.542	1'44.990	233,3	9:38'45.900
10	26.840	24.305	27.408	22.490	1'41.043	238,4	9:40'26.943

23° 50 O. VOSTATEK [1'39.643]							
Lap	Seg.1	Seg.2	Seg.3	Seg.4	Lap Time	km/h	Local Time
1							9:25'06.258
2	41.760	24.621	27.746	22.452	1'56.579P	234,3	9:27'02.837
3	26.565	23.951	27.480	<b>22.061</b>	1'40.057	238,4	9:28'42.894
4	26.634	23.844	<b>27.232</b>	22.461	1'40.171	238,4	9:30'23.065
5	26.470	<b>23.736</b>	27.330	22.107	<b>1'39.643</b>	<b>238,9</b>	9:32'02.708
6	<b>26.411</b>	23.776	27.686	22.087	1'39.960	<b>238,9</b>	9:33'42.668
7	26.718	23.739	27.450	22.214	1'40.121	<b>238,9</b>	9:35'22.789
8	26.819	24.110	27.930	22.888	1'41.747	238,4	9:37'04.536
9	26.583	25.632	28.992	22.180	1'43.387C	220,0	9:38'47.923
10	26.756	24.177	27.513	22.680	1'41.126	237,9	9:40'29.049

28° 21 B. CURRIE [1'40.089]							
Lap	Seg.1	Seg.2	Seg.3	Seg.4	Lap Time	km/h	Local Time
1		26.104	29.041	23.089		235,3	9:26'58.847
2	27.258	24.265	27.601	22.781	1'41.905	236,8	9:28'40.752
3	26.734	24.033	<b>27.259</b>	22.299	1'40.325	<b>238,9</b>	9:30'21.077
4	26.609	<b>23.908</b>	27.326	<b>22.246</b>	<b>1'40.089</b>	236,8	9:32'01.166
5	<b>26.544</b>	24.169	27.364	22.419	1'40.496	236,8	9:33'41.662
6	26.652	24.323	37.861	36.735	2'05.571P	221,8	9:35'47.233

24° 55 Y. MONTELLA [1'39.659]							
Lap	Seg.1	Seg.2	Seg.3	Seg.4	Lap Time	km/h	Local Time
1		24.322	27.573	22.132		232,8	9:27'14.203
2	<b>26.444</b>	24.038	27.484	22.166	1'40.132	<b>237,4</b>	9:28'54.335
3	26.829	23.876	27.332	<b>22.037</b>	1'40.074	235,3	9:30'34.409
4	26.480	23.719	<b>27.255</b>	<b>22.205</b>	<b>1'39.659</b>	<b>237,4</b>	9:32'14.068
5	26.515	<b>23.690</b>	27.378	22.127	1'39.710	235,8	9:33'53.778
6	28.572	26.907	27.389	22.192	1'45.060	236,8	9:35'38.838
7	26.561	24.736	28.449	37.231	1'56.977P	234,3	9:37'35.815

29° 73 M. KOFLER [1'40.098]							
Lap	Seg.1	Seg.2	Seg.3	Seg.4	Lap Time	km/h	Local Time
1							9:24'53.405
2	44.563	25.011	28.132	23.184	2'00.890P	232,8	9:26'54.295
3	27.423	24.248	27.902	22.930	1'42.503	236,3	9:28'36.798
4	27.197	24.102	27.612	22.488	1'41.399	237,9	9:30'18.197
5	26.909	23.981	27.389	22.340	1'40.619	240,0	9:31'58.816
6	28.158	24.316	27.355	22.582	1'42.411C	240,0	9:33'41.227
7	<b>26.763</b>	<b>23.746</b>	<b>27.337</b>	22.252	<b>1'40.098</b>	<b>240,5</b>	9:35'21.325
8	26.882	23.834	27.447	<b>22.249</b>	1'40.412	238,4	9:37'01.737
9	26.947	24.052	27.887	24.566	1'43.452	235,3	9:38'45.189
10	27.084	25.309	27.472	22.399	1'42.264	238,9	9:40'27.453

25° 17 K. SMITH [1'39.921]							
Lap	Seg.1	Seg.2	Seg.3	Seg.4	Lap Time	km/h	Local Time
1							9:25'49.560
2	43.298	25.138	28.302	23.209	1'59.947P	228,3	9:27'49.507
3	27.021	24.041	27.308	22.173	1'40.543	231,3	9:29'30.050
4	26.512	23.950	<b>27.273</b>	22.186	<b>1'39.921</b>	231,3	9:31'09.971
5	26.437	24.008	27.498	<b>22.152</b>	1'40.095	231,3	9:32'50.066
6	<b>26.411</b>	<b>23.935</b>	27.647	22.347	1'40.340	<b>233,3</b>	9:34'30.406
7	26.613	24.023	27.678	22.436	1'40.750	230,8	9:36'11.156
8	26.639	23.943	27.333	22.346	1'40.261	230,8	9:37'51.417
9	26.958	24.033	27.449	22.439	1'40.879	232,8	9:39'32.296
10	26.915	24.263	27.533	22.315	1'41.026	231,3	9:41'13.322

30° 36 S. KRÖEZE [1'40.175]							
Lap	Seg.1	Seg.2	Seg.3	Seg.4	Lap Time	km/h	Local Time
1		25.090	27.937	22.827		235,3	9:27'05.003
2	26.881	24.412	27.666	22.412	1'41.371	235,8	9:28'46.374
3	26.855	24.253	27.485	22.268	1'40.861	236,8	9:30'27.235
4	26.614	24.015	<b>27.297</b>	22.566	1'40.492	236,8	9:32'07.727
5	26.661	24.056	27.398	22.896	1'41.011	<b>239,5</b>	9:33'48.738
6	27.067	24.209	27.486	22.205	1'40.967	238,9	9:35'29.705
7	26.639	26.063	28.269	23.172	1'44.143	231,8	9:37'13.848
8	26.663	<b>23.965</b>	27.373	<b>22.174</b>	<b>1'40.175</b>	237,4	9:38'54.023
9	<b>26.594</b>	23.993	27.500	22.239	1'40.326	238,4	9:40'34.349

26° 52 P. HOBELSBERGER [1'40.035]							
Lap	Seg.1	Seg.2	Seg.3	Seg.4	Lap Time	km/h	Local Time
1		25.434	28.213	22.837		232,3	9:27'13.188
2	27.144	24.153	27.458	22.337	1'41.092	234,8	9:28'54.280
3	27.159	24.042	27.255	22.358	1'40.814	<b>237,9</b>	9:30'35.094
4	26.889	24.005	27.418	22.334	1'40.646	235,8	9:32'15.740
5	<b>26.732</b>	<b>23.895</b>	<b>27.234</b>	<b>22.174</b>	<b>1'40.035</b>	236,8	9:33'55.775
6	35.555	25.271	27.715	22.487	1'51.028C	233,3	9:35'46.803

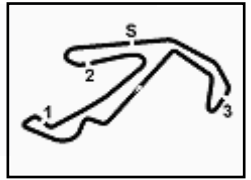
31° 6 J. BUIS [1'42.382]							
Lap	Seg.1	Seg.2	Seg.3	Seg.4	Lap Time	km/h	Local Time
1		25.362	28.666	23.413		234,8	9:26'57.790
2	<b>27.089</b>	24.202	28.187	22.904	<b>1'42.382</b>	235,8	9:28'40.172
3	27.642	24.201	<b>28.034</b>	22.910	1'42.787	<b>237,9</b>	9:30'22.959
4	27.345	<b>24.056</b>	28.461	<b>22.840</b>	1'42.702	235,8	9:32'05.661
5	27.376	24.230	28.348	22.979	1'42.933	233,8	9:33'48.594
6	28.003	24.149	28.513	22.961	1'43.626	236,3	9:35'32.220
7	27.611	24.287	28.695	23.010	1'43.603	235,3	9:37'15.823
8	27.896	24.395	28.737	23.536	1'44.564	233,8	9:39'00.387
9	28.042	24.796	28.655	23.358	1'44.851	232,8	9:40'45.238

12/06/2022 P = Pits In/Out - C = Lap Time Cancelled

These data/results cannot be reproduced, stored and/or transmitted in whole or in part by any manner of electronic, mechanical, photocopying, recording, broadcasting or otherwise now known or herein after developed without the previous express consent by the copyright owner, except for reproduction in daily press and regular printed publications on sale to the public within 60 days of the event related to those data/results and always provided that copyright symbol appears together as follows below.

© DORNA WSBK ORGANIZATION Srl 2022





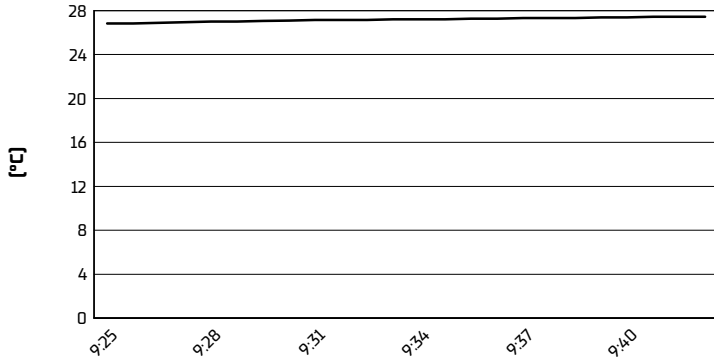
Misano Circuit Sic 58 4.226 m

**Pirelli Emilia-Romagna Round, 10-12 June 2022**

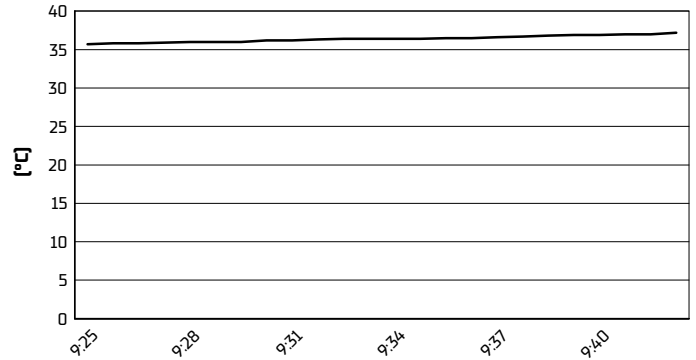
**Weather Report Warm Up**

Session started 09:25 - Session ended 9:43

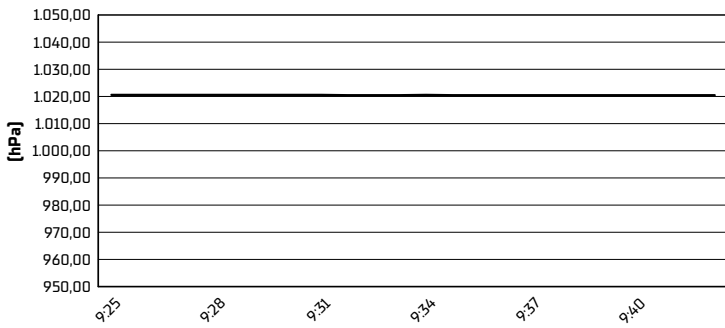
**Air Temperature**



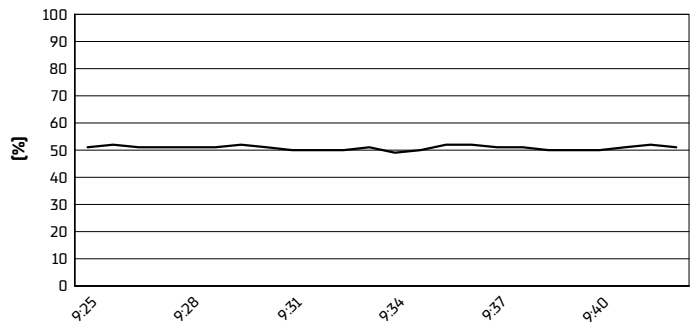
**Track Temperature**



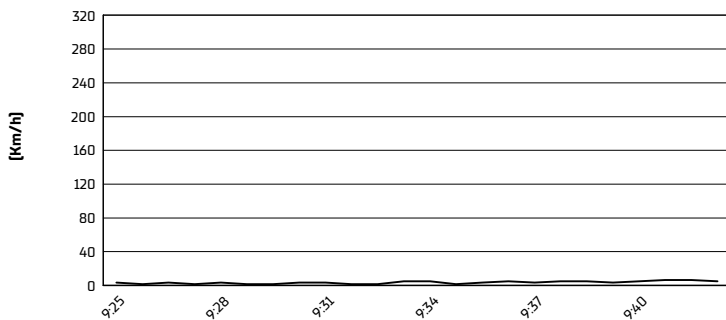
**Air Pressure**



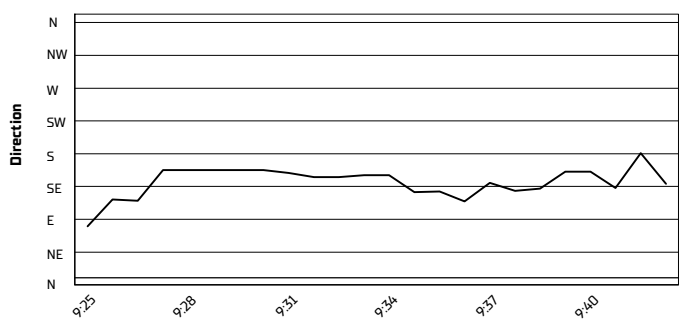
**Humidity**



**Wind Speed**



**Wind Direction**



12/06/2022

These data/results cannot be reproduced, stored and/or transmitted in whole or in part by any manner of electronic, mechanical, photocopying, recording, broadcasting or otherwise now known or herein after developed without the previous express consent by the copyright owner, except for reproduction in daily press and regular printed publications on sale to the public within 60 days of the event related to those data/results and always provided that copyright symbol appears together as follows below.

© DORNA WSBK ORGANIZATION Srl 2022