

Misano Circuit Sic 58 4.226 m

Pirelli Emilia-Romagna Round, 10-12 June 2022
Chronological Analysis Free Practice 2nd Session

1 / 5

1° 72 V. STEEMAN [1'49.098]

Lap	Seg1	Seg2	Seg3	Seg4	Lap Time	km/h	Local Time
1							14:16'43.186
2	46.609	28.112	33.296	24.703	2'12.720P	166,9	14:18'55.906
3	27.830	27.496	31.202	24.174	1'50.702	177,3	14:20'46.608
4	27.715	27.324	31.118	24.247	1'50.404	177,6	14:22'37.012
5	27.626	27.356	31.065	24.038	1'50.085	177,6	14:24'27.097
6	27.641	27.215	31.036	24.001	1'49.893	177,9	14:26'16.990
7	27.601	27.376	30.994	24.083	1'50.054	178,8	14:28'07.044
8	29.831	39.095	32.096	28.651	2'09.673	175,6	14:30'16.717
9	27.545	27.055	30.520	23.978	1'49.098	184,3	14:32'05.815
10	28.071	39.948	31.283	5'10.173	6'49.475P	178,8	14:38'55.290
11	53.863	27.826	33.020	24.662	2'19.371P	175,6	14:41'14.661
12	27.450	27.278			1'57.282C	174,2	14:43'11.943
13	27.538	27.221	30.671	23.972	1'49.402	180,9	14:45'01.345

10	27.744	27.273	31.113	24.216	1'50.346	179,4	14:35'32.759
11	27.871	26.954	31.177	24.568	1'50.570	182,7	14:37'23.329
12	27.673	27.448	34.450	27.527	1'57.098	157,2	14:39'20.427
13	27.699	27.085	31.434	28.657	1'54.875	179,1	14:41'15.302
14	27.622	26.869	31.091	24.195	1'49.777	180,3	14:43'05.079
15	27.862	27.210	35.956	27.846	1'58.874	158,1	14:45'03.953

2° 91 M. VANNUCCI [1'49.447]

Lap	Seg1	Seg2	Seg3	Seg4	Lap Time	km/h	Local Time
1							14:20'23.701
2	49.887	29.550	32.346	24.744	2'16.527P	172,5	14:22'40.228
3	27.805	27.205	31.102	24.138	1'50.250	179,1	14:24'30.478
4	27.814	27.278	30.846	24.149	1'50.087	180,0	14:26'20.565
5	27.906	27.260	31.115	24.042	1'50.323	177,3	14:28'10.888
6	27.422	27.077	30.968	23.980	1'49.447	176,8	14:30'00.335
7	27.503	27.119	32.186	24.359	1'51.167	174,5	14:31'51.502
8	27.599	27.015	31.174	24.093	1'49.881	176,2	14:33'41.383
9	27.499	27.020	31.325	24.104	1'49.948	175,9	14:35'31.331
10	27.494	27.239	31.088	23.874	1'49.695	176,5	14:37'21.026
11	28.451	29.403	34.651	25.452	1'57.957	152,3	14:39'18.983
12	28.082	28.419	31.503	24.483	1'52.487	178,5	14:41'11.470
13	27.648	28.265	31.355	24.070	1'51.338	179,1	14:43'02.808
14	28.829	27.849	35.451	27.108	1'59.237	161,9	14:45'02.045

5° 8 B. IERACI [1'49.792]

Lap	Seg1	Seg2	Seg3	Seg4	Lap Time	km/h	Local Time
1							14:16'04.551
2	58.344	31.013	38.713	25.036	2'33.106P	178,2	14:18'37.657
3	28.245	27.412	31.602	24.458	1'51.717	175,9	14:20'29.374
4	27.935	27.321	31.091	24.312	1'50.659	181,2	14:22'20.033
5	27.891	27.609	31.153	24.234	1'50.887	182,7	14:24'10.920
6	27.850	27.633	32.414	24.560	1'52.457	178,5	14:26'03.377
7	27.732	27.526	31.542	32.598	1'59.398	179,1	14:28'02.775
8	31.284	38.300	38.009	4'04.333	5'51.926P	174,5	14:33'54.701
9	43.107	28.346	31.577	24.398	2'07.428P	176,2	14:36'02.129
10	27.999	27.915	31.574	24.514	1'52.002	179,1	14:37'54.131
11	27.631	27.207	31.096	24.035	1'49.969	180,0	14:39'44.100
12	27.597	27.298	30.876	24.182	1'49.953	180,6	14:41'34.053
13	27.492	27.211	30.811	24.278	1'49.792	182,1	14:43'23.845
14	27.592	27.297	30.986	24.149	1'50.024	180,9	14:45'13.869

3° 14 A. MILLAN [1'49.615]

Lap	Seg1	Seg2	Seg3	Seg4	Lap Time	km/h	Local Time
1							14:16'14.696
2	56.859	28.572	32.769	24.876	2'23.076P	169,5	14:18'37.772
3	28.279	27.391	31.667	24.376	1'51.713	177,9	14:20'29.485
4	27.968	27.285	31.479	24.141	1'50.873	180,3	14:22'20.358
5	27.767	27.313	31.467	24.049	1'50.596	176,8	14:24'10.954
6	28.046	27.551	32.035	25.778	1'53.410	178,5	14:26'04.364
7	27.703	26.892	31.697	24.407	1'50.699	183,4	14:27'55.063
8	27.673	27.315	31.347	24.168	1'50.503	177,6	14:29'45.566
9	28.125	28.315	32.362	2'22.254	3'51.056P	174,2	14:33'36.622
10	47.269	30.182	33.990	24.315	2'15.756P	174,5	14:35'52.378
11	28.423	27.735	35.001	24.195	1'55.354	178,2	14:37'47.732
12	27.592	27.138	31.035	24.244	1'50.009	182,7	14:39'37.741
13	27.947	27.228	35.393	26.366	1'56.934	163,9	14:41'34.675
14	27.606	27.142	30.905	23.962	1'49.615	185,2	14:43'24.290
15	27.660	27.288	30.993	23.988	1'49.929	181,2	14:45'14.219

6° 41 M. GARCIA [1'49.813]

Lap	Seg1	Seg2	Seg3	Seg4	Lap Time	km/h	Local Time
1							14:16'51.723
2	45.076	28.169	31.516	24.568	2'09.329P	178,2	14:19'01.052
3	27.856	27.417	31.373	24.294	1'50.940	177,3	14:20'51.992
4	27.679	27.478	31.161	24.184	1'50.502	178,5	14:22'42.494
5	27.531	27.252	31.179	24.025	1'49.987	179,1	14:24'32.481
6	27.522	27.176	30.892	24.223	1'49.813	180,9	14:26'22.294
7	27.614	27.186	30.873	24.555	1'50.228	182,4	14:28'12.522
8	27.811	34.917	31.890	5'27.432	7'02.050P	180,6	14:35'14.572
9	44.882	27.413	30.993	24.146	2'07.434P	178,8	14:37'22.006
10	27.998	29.425	40.308	29.233	2'06.964	153,2	14:39'28.970
11	27.862	27.097	31.534	1'11.306	2'37.799P	183,4	14:42'06.769
12	43.465	27.846	31.345	24.310	2'06.966P	177,6	14:44'13.735
13	27.636	27.485	31.229	24.270	1'50.620C	177,6	14:46'04.355

4° 15 A. COPPOLA [1'49.777]

Lap	Seg1	Seg2	Seg3	Seg4	Lap Time	km/h	Local Time
1							14:15'21.751
2	1'02.481	30.019	32.345	24.588	2'29.433P	180,9	14:17'51.184
3	27.942	27.253	30.931	24.372	1'50.498	183,7	14:19'41.682
4	28.017	27.237	31.550	24.265	1'51.069	176,5	14:21'32.751
5	27.871	27.488	32.313	25.571	1'53.243	177,3	14:23'25.994
6	27.861	27.161	31.370	24.396	1'50.788	178,5	14:25'16.782
7	27.996	28.198	31.731	2'34.446	4'02.371P	180,3	14:29'19.153
8	58.750	28.275	32.052	26.178	2'25.255P	177,0	14:31'44.408
9	27.846	27.501	38.339	24.319	1'58.005	178,5	14:33'42.413

7° 58 I. IGLESIAS [1'49.836]

Lap	Seg1	Seg2	Seg3	Seg4	Lap Time	km/h	Local Time
1							14:16'19.654
2	49.413	28.686	31.520	24.669	2'14.288P	178,5	14:18'33.942
3	27.865	27.373	31.449	24.340	1'51.027	175,3	14:20'24.969
4	28.136	27.989	31.398	24.487	1'52.010C	180,0	14:22'16.979
5	28.260	28.155	31.518	2'21.415	3'49.348P	177,6	14:26'06.327
6	45.235	28.166	31.702	25.123	2'10.226P	180,9	14:28'16.553
7	27.816	27.854	32.566	27.839	1'56.075	172,5	14:30'12.628
8	27.929	27.638	32.566	27.839	1'56.518	175,6	14:32'09.146
9	28.266	27.737	31.316	24.430	1'51.749	179,4	14:34'00.895
10	27.870	27.282	31.044	24.203	1'50.399	178,2	14:35'51.294
11	28.494	28.116	32.178	2'00.933	3'29.721P	175,6	14:39'21.015
12	45.361	27.616	31.407	24.379	2'08.763P	178,5	14:41'29.778
13	27.572	27.211	30.934	24.119	1'49.836	183,7	14:43'19.614
14	27.799	27.081	30.997	24.045	1'49.922	182,7	14:45'09.536

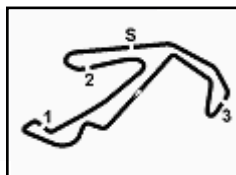
8° 25 M. MARTELLA [1'49.855]

Lap	Seg1	Seg2	Seg3	Seg4	Lap Time	km/h	Local Time
1							14:16'06.082
2	54.339	33.099	32.464	27.181	2'27.083P	173,9	14:18'33.165
3	28.389	27.703	31.616	24.177	1'51.885	180,6	14:20'25.050

10/06/2022 P = Pits In/Out - C = Lap Time Cancelled

These data/results cannot be reproduced, stored and/or transmitted in whole or in part by any manner of electronic, mechanical, photocopying, recording, broadcasting or otherwise now known or herein after developed without the previous express consent by the copyright owner, except for reproduction in daily press and regular printed publications on sale to the public within 60 days of the event related to those data/results and always provided that copyright symbol appears together as follows below.

© DORNA WSBK ORGANIZATION Srl 2022



Misano Circuit Sic 58 4.226 m

3 / 5

Pirelli Emilia-Romagna Round, 10-12 June 2022

Chronological Analysis Free Practice 2nd Session

Lap	Seg1	Seg2	Seg3	Seg4	Lap Time	km/h	Local Time
10	29.533	28.606	33.157	2'07.433	3'38.729P	166,7	14:35'22.346
11	46.047	27.858	31.460	24.330	2'09.695P	177,0	14:37'32.041
12	27.598	27.069	31.992	25.747	1'52.406	179,4	14:39'24.447
13	28.598	33.467	31.607	25.058	1'58.730	180,3	14:41'23.177
14	27.565	27.420	31.191	23.989	1'50.165	177,9	14:43'13.342
15	27.503	27.175	31.238	24.165	1'50.081	178,5	14:45'03.423

16° 87 T. KAWAKAMI (1'50.162)							
Lap	Seg1	Seg2	Seg3	Seg4	Lap Time	km/h	Local Time
1							14:16'49.981
2	43.127	28.718	32.546	24.527	2'08.918P	173,6	14:18'58.899
3	28.046	27.775	33.257	24.223	1'53.301	174,2	14:20'52.200
4	27.962	27.411	31.163	24.207	1'50.743	181,5	14:22'42.943
5	28.192	27.612	31.261	24.262	1'51.327	180,6	14:24'34.270
6	28.041	27.315	31.253	24.302	1'50.911	179,7	14:26'25.181
7	28.351	27.848	31.626	24.309	1'52.134	176,8	14:28'17.315
8	28.137	27.821	31.825	5'30.724	6'58.507P	178,8	14:35'15.822
9	44.111	27.341	31.151	24.203	2'06.806P	180,6	14:37'22.628
10	27.934	29.308			2'04.008	165,4	14:39'26.636
11	28.533	29.050	31.752	27.215	1'56.550	180,9	14:41'23.186
12	28.211	32.995	32.816	27.551	2'01.573	178,8	14:43'24.759
13	27.702	27.187	31.088	24.185	1'50.162	180,6	14:45'14.921

17° 69 T. ALBERTO (1'50.170)							
Lap	Seg1	Seg2	Seg3	Seg4	Lap Time	km/h	Local Time
1							14:15'41.640
2	43.690	28.299	31.712	24.706	2'08.407P	182,1	14:17'50.047
3	28.099	27.527	31.426	24.366	1'51.418	177,6	14:19'41.465
4	28.044	27.583	31.234	24.376	1'51.237	182,1	14:21'32.702
5	29.399	27.675	31.180	24.336	1'52.590	180,6	14:23'25.292
6	28.083	27.553	31.830	2'58.605	4'26.071P	177,6	14:27'51.363
7	47.814	27.582	32.049	29.466	2'16.911P	176,5	14:30'08.274
8	29.465	28.102	34.031	25.771	1'57.369	163,4	14:32'05.643
9	28.614	28.010	32.484	24.842	1'53.950C	180,3	14:33'59.593
10	28.103	27.612	31.270	24.625	1'51.610	180,0	14:35'51.203
11	28.343	27.432	31.283	24.475	1'51.533	177,3	14:37'42.736
12	27.795	27.380	31.452	24.458	1'51.085	177,9	14:39'33.821
13	27.904	28.359	37.366	24.153	1'57.782	144,8	14:41'31.603
14	27.756	27.380	31.039	24.155	1'50.330	180,9	14:43'21.933
15	27.829	27.272	30.920	24.149	1'50.170	181,2	14:45'12.103

18° 59 A. ZANCA (1'50.206)							
Lap	Seg1	Seg2	Seg3	Seg4	Lap Time	km/h	Local Time
1							14:16'16.830
2	53.889	28.014	31.774	24.335	2'18.012P	177,6	14:18'34.842
3	27.906	27.461	31.411	24.171	1'50.949	177,9	14:20'25.791
4	28.915	27.316	31.393	24.186	1'51.810	179,1	14:22'17.601
5	27.866	27.520	31.217	24.216	1'50.819	178,5	14:24'08.420
6	27.570	27.325	31.164	24.147	1'50.206	179,4	14:25'58.626
7	32.790	29.132	31.368	24.818	1'58.108	179,7	14:27'56.734
8	27.946	29.091	32.924	7'37.059	9'07.020P	173,9	14:37'03.754
9	47.894	28.581	33.573	25.929	2'15.977P	160,5	14:39'19.731
10	27.650	28.270	32.085	24.296	1'52.301	179,1	14:41'12.032
11	27.605	27.327	31.404	24.238	1'50.574	176,8	14:43'02.606
12	32.073	28.087	34.157	24.918	1'59.235	172,5	14:45'01.841

19° 77 R. BIJMAN (1'50.244)							
Lap	Seg1	Seg2	Seg3	Seg4	Lap Time	km/h	Local Time
1							14:16'46.971
2	43.749	28.242	32.547	24.552	2'09.090P	167,7	14:18'56.061
3	28.169	27.835	31.516	24.324	1'51.844	182,4	14:20'47.905
4	27.997	27.405	31.271	24.210	1'50.883	179,4	14:22'38.788

5	28.036	27.406	31.646	24.397	1'51.485	177,0	14:24'30.273
6	27.898	27.478	31.247	24.168	1'50.791	180,9	14:26'21.064
7	28.159	27.330	31.283	24.659	1'51.431	179,1	14:28'12.495
8	28.165	32.850	32.234	27.227	2'00.476	172,0	14:30'12.971
9	28.217	27.510	32.364	27.969	1'56.060	170,1	14:32'09.031
10	29.192	36.130	31.484	3'17.736	4'54.542P	180,0	14:37'03.573
11	46.113	30.745	39.918	27.672	2'24.448P	145,0	14:39'28.021
12	27.887	27.485	32.280	34.123	2'01.775	185,2	14:41'29.796
13	27.923	27.165	30.795	24.361	1'50.244	183,1	14:43'20.040

20° 28 L. LEHMANN (1'50.286)							
Lap	Seg1	Seg2	Seg3	Seg4	Lap Time	km/h	Local Time
1							14:15'42.839
2	43.870	27.871	31.621	24.419	2'07.781P	179,4	14:17'50.620
3	28.336	27.278	31.432	24.440	1'51.486	181,8	14:19'42.106
4	28.115	27.241	31.258	24.143	1'50.757	180,9	14:21'32.863
5	28.293	27.277	31.551	24.281	1'51.402	176,8	14:23'24.265
6	28.079	27.571	31.527	24.356	1'51.533	176,2	14:25'15.798
7	28.875	27.737	31.785	2'57.147	4'25.544P	176,2	14:29'41.342
8	53.248	28.402	41.695	24.937	2'28.282P	175,0	14:32'09.624
9	28.431	27.304	31.345	24.304	1'51.384	180,6	14:34'01.008
10	28.131	27.083	31.149	24.256	1'50.619	180,9	14:35'51.627
11	28.443	27.328	35.228	24.314	1'55.313	175,3	14:37'46.940
12	27.889	27.145	31.330	24.018	1'50.382	178,2	14:39'37.322
13	27.929	27.338	31.431	24.087	1'50.785	180,9	14:41'28.107
14	27.864	27.064	31.302	24.056	1'50.286	182,4	14:43'18.393
15	28.303	27.321	31.370	24.104	1'51.098	179,4	14:45'09.491

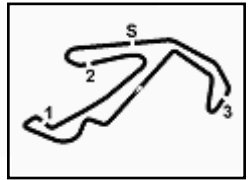
21° 26 M. GENNAI (1'50.385)							
Lap	Seg1	Seg2	Seg3	Seg4	Lap Time	km/h	Local Time
1							14:18'35.478
2	27.849	27.351	31.083	24.240	1'50.523	180,0	14:20'26.001
3	27.935	27.306	31.144	24.183	1'50.568	184,9	14:22'16.569
4	27.869	27.205	31.172	24.283	1'50.529C	180,3	14:24'07.098
5	27.933	27.706	36.438	24.465	1'56.542	177,9	14:26'03.640
6	27.705	27.094	31.476	24.387	1'50.662C	177,6	14:27'54.302
7	27.890	27.361	31.434	24.393	1'51.078	176,8	14:29'45.380
8	31.036	27.622	31.427	40.824	2'10.909CP	178,5	14:31'56.289
9	2'31.971	28.103	31.129	24.236	3'55.439P	184,6	14:35'51.728
10	28.499	27.295	34.753	24.173	1'54.720	180,6	14:37'46.448
11	27.758	27.819	31.096	24.159	1'50.832	185,6	14:39'37.280
12	28.159	27.187	31.167	24.184	1'50.697	181,5	14:41'27.977
13	27.626	27.217	31.348	24.194	1'50.385	177,9	14:43'18.362
14	28.063	27.371	31.353	24.248	1'51.035	177,9	14:45'09.397

22° 80 G. MASTROLUCA (1'50.471)							
Lap	Seg1	Seg2	Seg3	Seg4	Lap Time	km/h	Local Time
1							14:16'48.421
2	48.936	28.177	31.873	24.325	2'13.311P	175,6	14:19'01.732
3	27.937	27.079	31.362	24.173	1'50.551	183,1	14:20'52.283
4	28.090	27.081	31.354	24.356	1'50.881	177,0	14:22'43.164
5	28.095	27.288	31.244	24.125	1'50.752	176,5	14:24'33.916
6	27.882	27.422	31.314	24.067	1'50.685	176,2	14:26'24.601
7	27.899	27.336	31.180	24.151	1'50.566	183,1	14:28'15.167
8	28.004	27.467	37.040	5'28.163	7'00.674P	175,3	14:35'15.841
9	45.781	27.534	31.447	24.262	2'09.024P	176,2	14:37'24.865
10	27.868	28.101	40.369	27.188	2'03.526	159,1	14:39'28.391
11	27.916	27.087	31.496	27.969	1'54.468	183,7	14:41'22.859
12	29.776	30.944	31.540	24.261	1'56.521	178,2	14:43'19.380
13	27.888	27.021	31.426	24.136	1'50.471	179,4	14:45'09.851

10/06/2022 P = Pits In/Out - C = Lap Time Cancelled

These data/results cannot be reproduced, stored and/or transmitted in whole or in part by any manner of electronic, mechanical, photocopying, recording, broadcasting or otherwise now known or herein after developed without the previous express consent by the copyright owner, except for reproduction in daily press and regular printed publications on sale to the public within 60 days of the event related to those data/results and always provided that copyright symbol appears together as follows below.

© DORNA WSBK ORGANIZATION Srl 2022



Pirelli Emilia-Romagna Round, 10-12 June 2022
Chronological Analysis Free Practice 2nd Session

Misano Circuit Sic 58 4.226 m

4 / 5

23° 61 Y. OKAYA (1'50.587)						
Lap	Seg.1	Seg.2	Seg.3	Seg.4	Lap Time	km/h Local Time
1						14:16'48.589
2	43.719	27.963	31.584	24.416	2'07.682P	179,7 14:18'56.271
3	28.177	27.529	31.411	24.267	1'51.384	177,3 14:20'47.655
4	27.845	27.578	31.301	24.141	1'50.865	177,0 14:22'38.520
5	27.793	27.862	31.253	24.137	1'51.045	177,0 14:24'29.565
6	27.938	27.556	31.649	27.765	1'54.908	175,9 14:26'24.473
7	27.750	27.409	31.189	24.239	1'50.587	178,2 14:28'15.060
8	27.892	29.396	33.108	2'22.401	3'52.797P	163,4 14:32'07.857
9	44.557	29.097	31.823	3'09.371	4'54.848P	176,5 14:37'02.705
10	46.876	30.597	39.996	2'24.883P	147,9 14:39'27.588	
11	27.932	27.637	32.058	24.436	1'52.063	175,3 14:41'19.651
12	27.836	27.583	31.382	24.229	1'51.030	177,0 14:43'10.681
13	27.734	27.573	31.020	24.270	1'50.597	178,2 14:45'01.278

2	28.314	27.890	31.906	24.765	1'52.875	179,4 14:18'56.548
3	28.089	27.525	31.704	24.377	1'51.695	180,0 14:20'48.243
4	27.843	27.608	31.315	24.251	1'51.017	180,4 14:22'39.260
5	27.757	27.361	31.819	24.266	1'51.203	181,5 14:24'30.463
6	28.323	27.445	31.310	24.751	1'51.829	179,4 14:26'22.292
7	28.108	27.343	31.256	24.276	1'50.983	179,4 14:28'13.275
8	27.871	32.004	33.128	26.998	2'00.001	177,6 14:30'13.276
9	28.117	27.584	32.400	28.170	1'56.271	178,5 14:32'09.547
10	28.325	28.162	35.206	3'35.500	5'07.193P	152,1 14:37'16.740
11	43.899	27.959	32.509	25.745	2'10.112P	177,9 14:39'26.852
12	28.539	27.938	31.372	25.698	1'53.547	181,2 14:41'20.399
13	27.779	27.779	31.255	24.381	1'51.194	177,9 14:43'11.593
14	28.662	27.727	34.399	24.329	1'55.117	177,6 14:45'06.710

24° 2 I. GARCIA ABELLA (1'50.722)						
Lap	Seg.1	Seg.2	Seg.3	Seg.4	Lap Time	km/h Local Time
1						14:16'51.415
2	43.323	28.360	32.136	24.706	2'08.525P	175,3 14:18'59.940
3	28.318	27.818	32.342	24.560	1'53.038C	175,3 14:20'52.978
4	28.095	27.476	31.587	24.232	1'51.390	177,0 14:22'44.368
5	28.108	27.465	31.744	24.295	1'51.612	177,0 14:24'35.980
6	28.158	27.466	31.917	24.545	1'52.086	176,8 14:26'28.066
7					14'33.796P	14:41'01.862
8	44.772	30.439	2'18.825P	145,2	14:43'20.687	
9	27.899	27.110	31.081	24.632	1'50.722	181,8 14:45'11.409

28° 23 S. MARKARIAN (1'51.039)						
Lap	Seg.1	Seg.2	Seg.3	Seg.4	Lap Time	km/h Local Time
1						14:15'39.732
2	45.002	28.524	31.885	25.082	2'10.493P	176,8 14:17'50.225
3	28.285	27.651	31.317	24.567	1'51.820	180,0 14:19'42.045
4	32.151	27.806	31.361	24.257	1'55.575C	180,3 14:21'37.620
5	28.053	27.674	31.270	24.304	1'51.301	179,4 14:23'28.921
6	28.086	27.642	31.213	24.340	1'51.281	179,4 14:25'20.202
7	28.151	27.778	31.864	3'11.740	4'39.533P	176,5 14:29'59.735
8	44.822	27.494	31.127	24.360	2'07.803P	184,0 14:32'07.538
9	28.026	27.570	31.254	24.553	1'51.403	181,5 14:33'58.941
10	28.066	27.888	31.559	24.665	1'52.178	176,5 14:35'51.119
11	28.174	27.869	34.898	24.268	1'55.209	180,0 14:37'46.328
12	28.069	27.557	31.461	24.240	1'51.327	181,5 14:39'37.655
13	28.272	27.435	31.124	24.424	1'51.255	182,1 14:41'28.910
14	28.054	27.463	31.135	24.387	1'51.039	181,2 14:43'19.949

25° 43 H. KHOURI (1'50.796)						
Lap	Seg.1	Seg.2	Seg.3	Seg.4	Lap Time	km/h Local Time
1		28.245	31.593	24.464		14:17'53.505
2	28.161	27.878	31.390	24.221	1'51.650	174,8 14:19'45.155
3	27.892	27.658	31.444	24.182	1'51.176	174,8 14:21'36.331
4	27.894	27.869	31.302	24.222	1'51.287	176,5 14:23'27.618
5	27.742	27.754	31.246	37.970	2'04.712P	176,5 14:25'32.330
6	5'05.004	28.394	38.258	24.293	6'35.949P	176,8 14:32'08.279
7	27.743	27.634	31.095	24.324	1'50.796	179,4 14:33'59.075
8	28.193	27.981	34.530	24.254	1'54.958	177,9 14:35'54.033
9	28.067	27.524	31.267	24.229	1'51.087	180,3 14:37'45.120
10	27.850	27.738	31.428	24.372	1'51.388	176,2 14:39'36.508
11	28.157	28.083	31.587	24.484	1'52.311	181,5 14:41'28.819

29° 88 D. MOGEDA (1'51.042)						
Lap	Seg.1	Seg.2	Seg.3	Seg.4	Lap Time	km/h Local Time
1		28.273	31.713	24.520		180,9 14:17'53.831
2	28.126	27.706	31.656	24.496	1'51.984	179,7 14:19'45.815
3	28.131	27.636	31.426	24.279	1'51.472	178,5 14:21'37.287
4	28.161	27.973	31.383	24.212	1'51.729	180,3 14:23'29.016
5	28.123	27.635	31.237	24.260	1'51.255	181,8 14:25'20.271
6	28.249	27.706	31.897	40.848	2'08.700P	175,9 14:27'28.971
7	5'10.460	27.884	31.651	44.739	6'54.734P	177,9 14:34'23.705
8	40.877	28.198	31.728	24.630	2'05.433P	175,9 14:36'29.138
9	28.209	28.057	31.848	39.212	2'07.326P	175,6 14:38'36.464
10	1'21.326	27.939	31.391	28.334	2'48.990P	180,9 14:41'25.454
11	28.153	32.891	32.276	26.693	2'00.013	180,0 14:43'25.467
12	27.952	27.368	31.310	24.412	1'51.042	181,8 14:45'16.509

26° 93 M. GAGGI (1'50.922)						
Lap	Seg.1	Seg.2	Seg.3	Seg.4	Lap Time	km/h Local Time
1						14:15'49.682
2	43.463	28.323	32.093	24.983	2'08.862P	175,3 14:17'58.544
3	28.076	27.649	31.696	3'05.941	4'33.362P	174,8 14:22'31.906
4	40.907	27.437	31.665	24.520	2'04.529P	179,4 14:24'36.435
5	27.890	27.552	31.267	24.544	1'51.253	180,3 14:26'27.688
6	28.057	27.471	31.396	24.320	1'51.244	177,0 14:28'18.932
7	27.811	27.325	31.772	28.329	1'55.237	180,0 14:30'14.169
8	27.852	27.415	31.296	24.359	1'50.922	180,6 14:32'05.091
9	29.793	27.615	38.435	1'39.746	3'15.589P	176,5 14:35'20.680
10	42.472	27.597	31.572	24.360	2'06.001P	176,2 14:37'26.681
11	28.219	27.589	32.684	29.972	1'58.464C	171,7 14:39'25.145
12	28.221	31.235	32.279	30.193	2'01.928	177,6 14:41'27.073
13	27.769	27.862	31.954	24.291	1'51.876	177,3 14:43'18.949
14	27.922	27.288	31.530	24.940	1'51.680	180,3 14:45'10.629

30° 47 F. SEABRIGHT (1'51.134)						
Lap	Seg.1	Seg.2	Seg.3	Seg.4	Lap Time	km/h Local Time
1						14:15'50.410
2	44.135	29.058	32.053	24.863	2'10.109P	174,8 14:18'00.519
3	28.482	28.418	31.690	24.877	1'53.467	174,2 14:19'53.986
4	28.110	27.934	31.759	24.716	1'52.519	173,6 14:21'46.505
5	27.945	27.860	31.662	24.883	1'52.350	174,2 14:23'38.855
6	28.096	28.697	32.146	4'25.856	5'54.795P	173,9 14:29'33.650
7	1'02.309	30.218	34.692	24.706	2'31.925P	173,6 14:32'05.575
8	28.941	27.571	32.143	25.052	1'53.707	174,5 14:33'59.282
9	28.116	27.931	31.503	24.829	1'52.379	178,8 14:35'51.661
10	28.753	27.349	32.545	25.263	1'53.910	171,2 14:37'45.571
11	27.702	27.521	31.575	24.336	1'51.134	177,9 14:39'36.705
12	27.772	27.875	31.805	24.397	1'51.849	175,3 14:41'28.554
13	28.048	27.888	31.366	24.381	1'51.683	179,7 14:43'20.237
14	27.902	27.131	31.559	24.574	1'51.166	180,3 14:45'11.403

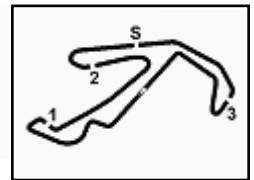
27° 35 Y. SAIZ MARQUEZ (1'50.983)						
Lap	Seg.1	Seg.2	Seg.3	Seg.4	Lap Time	km/h Local Time
1		28.472	32.485	24.703		175,3 14:17'03.673

10/06/2022

P = Pits In/Dut - C = Lap Time Cancelled

These data/results cannot be reproduced, stored and/or transmitted in whole or in part by any manner of electronic, mechanical, photocopying, recording, broadcasting or otherwise now known or herein after developed without the previous express consent by the copyright owner, except for reproduction in daily press and regular printed publications on sale to the public within 60 days of the event related to those data/results and always provided that copyright symbol appears together as follows below.

© DORNA WSBK ORGANIZATION Srl 2022



Pirelli Emilia-Romagna Round, 10-12 June 2022
Chronological Analysis Free Practice 2nd Session

31° 81 I. PERISTERAS [1'51.154]							
Lap	Seg.1	Seg.2	Seg.3	Seg.4	Lap Time	km/h	Local Time
1							14:15'25.345
2	1'00.402	28.277	31.537	24.773	2'24.989P	176,8	14:17'50.334
3	28.421	27.643	31.466	24.523	1'52.053	179,4	14:19'42.387
4	27.998	27.339	31.167	24.432	1'50.936C	179,7	14:21'33.323
5	28.057	27.561	31.303	24.393	1'51.314	176,8	14:23'24.637
6	34.114	29.487	33.100	3'09.724	4'46.425P	172,0	14:28'11.062
7	46.409	30.703	33.205	25.010	2'15.327P	172,0	14:30'26.389
8	28.036	27.902	31.755	5'07.710	6'35.403P	174,8	14:37'01.792
9	49.835	31.825	37.030	28.161	2'26.851P	139,2	14:39'28.643
10	28.036	27.498	31.800	27.813	1'55.147	178,2	14:41'23.790
11	27.937	27.550	31.459	24.325	1'51.271	177,9	14:43'15.061
12	27.809	27.581	31.352	24.412	1'51.154	176,5	14:45'06.215

32° 18 I. OFFER [1'52.482]							
Lap	Seg.1	Seg.2	Seg.3	Seg.4	Lap Time	km/h	Local Time
1		29.107	32.897	25.368		170,6	14:18'07.219
2	29.212	28.307	32.328	25.102	1'54.949	172,0	14:20'02.168
3	28.921	28.298	32.597	25.666	1'55.482	172,8	14:21'57.650
4	28.738	28.220	32.589	42.226	2'11.773P	172,8	14:24'09.423
5	1'28.894	31.526	32.530	50.291	3'23.241P	172,5	14:27'32.664
6	1'15.470	28.447	32.313	25.825	2'42.055P	176,2	14:30'14.719
7	28.691	27.916	32.156	24.719	1'53.482	178,2	14:32'08.201
8	28.863	31.080	31.819	24.819	1'56.581	177,3	14:34'04.782
9	28.412	27.864	31.771	24.765	1'52.812	176,2	14:35'57.594
10	28.709	27.945	31.878	24.810	1'53.342	175,6	14:37'50.936
11	28.432	27.835	32.030	24.659	1'52.956	175,6	14:39'43.892
12	28.374	27.884	31.621	24.603	1'52.482	178,8	14:41'36.374
13	28.341	28.056	32.348	24.950	1'53.695	168,2	14:43'30.069

10/06/2022 P = Pits In/Out - C = Lap Time Cancelled

These data/results cannot be reproduced, stored and/or transmitted in whole or in part by any manner of electronic, mechanical, photocopying, recording, broadcasting or otherwise now known or herein after developed without the previous express consent by the copyright owner, except for reproduction in daily press and regular printed publications on sale to the public within 60 days of the event related to those data/results and always provided that copyright symbol appears together as follows below.

© DORNA WSBK ORGANIZATION Srl 2022