

Pirelli Emilia-Romagna Round, 10-12 June 2022
Results Tissot Superpole

No.	Rider	Nat	Team	Bike	Time	Gap	Rel.	Laps	Speed	
									Avg	Max
1	91 M. VANNUCCI	ITA	AG Motorsport Italia Yamaha	Yamaha YZF-R3	1'48.501			9	140,216	180,6
2	72 V. STEEMAN	NED	MTM Kawasaki	Kawasaki Ninja 400	1'48.694	0.193	0.193	11	139,967	184,0
3	58 I. IGLESIAS	ESP	SMW Racing	Kawasaki Ninja 400	1'49.079	0.578	0.385	9	139,473	182,4
4	59 A. ZANCA	ITA	Kawasaki GP Project	Kawasaki Ninja 400	1'49.463	0.962	0.384	10	138,984	180,3
5	15 A. COPPOLA	ITA	VM Racing Team	Yamaha YZF-R3	1'49.468	0.967	0.005	11	138,978	184,6
6	8 B. IERACI	ITA	Prodina Racing WorldSSP300	Kawasaki Ninja 400	1'49.516	1.015	0.048	10	138,917	185,6
7	46 S. DI SORA	FRA	Leader Team Flembbo	Kawasaki Ninja 400	1'49.531	1.030	0.015	11	138,898	185,6
8	61 Y. OKAYA	JPN	MTM Kawasaki	Kawasaki Ninja 400	1'49.594	1.093	0.063	11	138,818	184,3
9	80 G. MASTROLUCA	ITA	ProGP Racing	Yamaha YZF-R3	1'49.597	1.096	0.003	9	138,814	179,4
10	60 D. GEIGER	GER	Fusport-RT Motorsports by SKM-Kawasaki	Kawasaki Ninja 400	1'49.599	1.098	0.002	10	138,811	183,7
11	26 M. GENNAI	ITA	Team BrCorse	Yamaha YZF-R3	1'49.610	1.109	0.011	10	138,798	185,9
12	85 K. SABATUCCI	ITA	Kawasaki GP Project	Kawasaki Ninja 400	1'49.695	1.194	0.085	9	138,690	181,8
13	27 A. DIAZ	ESP	Arco Motor University Team	Yamaha YZF-R3	1'49.698	1.197	0.003	11	138,686	186,2
14	64 H. DE CANCELLIS	FRA	Prodina Racing WorldSSP300	Kawasaki Ninja 400	1'49.889	1.388	0.191	10	138,445	181,5
15	14 A. MILLAN	ESP	SMW Racing	Kawasaki Ninja 400	1'49.911	1.410	0.022	9	138,417	180,3
16	77 R. BIJMAN	NED	MTM Kawasaki	Kawasaki Ninja 400	1'49.952	1.451	0.041	11	138,366	185,2
17	25 M. MARTELLA	ITA	Prodina Racing WorldSSP300	Kawasaki Ninja 400	1'49.967	1.466	0.015	10	138,347	180,3
18	53 P. SVOBODA	CZE	Accolade Smrz Racing	Kawasaki Ninja 400	1'49.997	1.496	0.030	10	138,309	184,6
19	12 H. MAIER	BRA	AD78 Team Brasil by MS Racing	Yamaha YZF-R3	1'50.048	1.547	0.051	8	138,245	181,8
20	87 T. KAWAKAMI	BRA	AD78 Team Brasil by MS Racing	Yamaha YZF-R3	1'50.049	1.548	0.001	9	138,244	181,2
21	28 L. LEHMANN	GER	Freudenberg KTM - Paligo Racing	KTM RC 390 R	1'50.067	1.566	0.018	10	138,221	182,7
22	41 M. GARCIA	ESP	Yamaha MS Racing	Yamaha YZF-R3	1'50.078	1.577	0.011	9	138,207	182,7
23	23 S. MARKARIAN	FRA	Leader Team Flembbo	Kawasaki Ninja 400	1'50.178	1.677	0.100	11	138,082	183,7
24	47 F. SEABRIGHT	GBR	Vinales Racing Team	Yamaha YZF-R3	1'50.290	1.789	0.112	9	137,942	179,7
25	43 H. KHOURI	AUS	Team#109 Kawasaki	Kawasaki Ninja 400	1'50.305	1.804	0.015	9	137,923	180,9
26	2 I. GARCIA ABELLA	ESP	Yamaha MS Racing	Yamaha YZF-R3	1'50.562	2.061	0.257	10	137,602	180,0
27	35 Y. SAIZ MARQUEZ	ESP	Accolade Smrz Racing	Kawasaki Ninja 400	1'50.700	2.199	0.138	9	137,431	180,3
28	88 D. MOGEDA	ESP	Team#109 Kawasaki	Kawasaki Ninja 400	1'50.832	2.331	0.132	9	137,267	180,3
29	69 T. ALBERTO	PHI	Fusport-RT Motorsports by SKM-Kawasaki	Kawasaki Ninja 400	1'50.869	2.368	0.037	10	137,221	182,4
30	93 M. GAGGI	ITA	Vinales Racing Team	Yamaha YZF-R3	1'50.912	2.411	0.043	9	137,168	184,0
31	81 I. PERISTERAS	GRE	ProGP Racing	Yamaha YZF-R3	1'50.958	2.457	0.046	9	137,111	179,4
32	18 I. OFFER	GBR	Team BrCorse	Yamaha YZF-R3	1'52.162	3.661	1.204	10	135,640	176,8

Qualifying Lap Time (105% of 1'48.501): 1'53.927

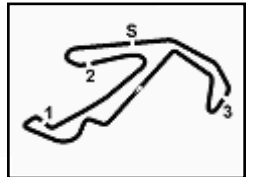
AIR	Humidity:	58%	Temp:	24°C
TRACK	Condition:	Dry	Temp:	33°C

Records	Pole	(SP)	2021 B.Sofuoglu	1'49.073	139,480	Km/h
	Race	(RC1)	2021 A.Carrasco	1'49.690	138,700	Km/h
	All Times	(SP)	2021 B.Sofuoglu	1'49.073	139,480	Km/h

Start 09:45 End 10:10 The results are provisional until the end of the time limit for protests and appeals and the completion of the technical checks.

These data/results cannot be reproduced, stored and/or transmitted in whole or in part by any manner of electronic, mechanical, photocopying, recording, broadcasting or otherwise now known or herein after developed without the previous express consent by the copyright owner, except for reproduction in daily press and regular printed publications on sale to the public within 60 days of the event related to those data/results and always provided that copyright symbol appears together as follows below.

© DORNA WSBK ORGANIZATION Srl 2022



Pirelli Emilia-Romagna Round, 10-12 June 2022
Results Tissot Superpole

Session Highlights

Local Time	No. Rider	Description
09.45.00		Start
09.50.24	58 I. IGLESIAS	Current Lap Cancelled - Exceeded Track Limits - Turn 1
09.51.38	43 H. KHOURI	On the Gravel - Re-Joined - Turn 16
09.54.36	12 H. MAIER	Current Lap Cancelled - Exceeded Track Limits - Turn 1
09.55.19	77 R. BIJMAN	Current Lap Cancelled - Exceeded Track Limits - Turn 1
09.55.20	72 V. STEEMAN	Current Lap Cancelled - Exceeded Track Limits - Turn 1
10.00.57	72 V. STEEMAN	Current Lap Cancelled - Exceeded Track Limits - Turn 1
10.00.57	61 Y. OKAYA	Current Lap Cancelled - Exceeded Track Limits - Turn 1
10.01.52	69 T. ALBERTO	Lap Cancelled [1'50.655] - Exceeded Track Limits - Turn 8
10.02.07	58 I. IGLESIAS	Lap Cancelled [2'16.273] - Exceeded Track Limits - Turn 3
10.02.46	93 M. GAGGI	Current Lap Cancelled - Exceeded Track Limits - Turn 1
10.02.49	27 A. DIAZ	Lap Cancelled [1'50.073] - Exceeded Track Limits - Turn 15
10.03.37	91 M. VANNUCCI	Current Lap Cancelled - Exceeded Track Limits - Turn 1
10.03.38	47 F. SEABRIGHT	Current Lap Cancelled - Exceeded Track Limits - Turn 1
10.03.45	87 T. KAWAKAMI	Lap Cancelled [1'54.498] - Exceeded Track Limits - Turn 12
10.03.53	2 I. GARCIA ABELLA	Lap Cancelled [1'56.089] - Exceeded Track Limits - Turn 12
10.04.21	12 H. MAIER	Technical Problem - Turn 5
10.04.50	58 I. IGLESIAS	Lap Cancelled [1'54.257] - Exceeded Track Limits - Turn 11
10.04.58	46 S. DI SORA	Lap Cancelled [1'56.883] - Exceeded Track Limits - Turn 13
10.05.07	15 A. COPPOLA	Lap Cancelled [1'55.446] - Exceeded Track Limits - Turn 13
10.05.17	85 K. SABATUCCI	Lap Cancelled [1'57.316] - Exceeded Track Limits - Turn 13
10.05.37	87 T. KAWAKAMI	Lap Cancelled [1'50.542] - Exceeded Track Limits - Turn 16
10.06.59	58 I. IGLESIAS	Lap Cancelled [1'52.840] - Exceeded Track Limits - Turn 11
10.07.07	35 Y. SAIZ MARQUEZ	Lap Cancelled [1'52.535] - Exceeded Track Limits - Turn 11
10.07.29	93 M. GAGGI	Lap Cancelled [1'49.987] - Exceeded Track Limits - Turn 11
10.08.44		Top 3 Confirmed
10.10.01		End Of Session

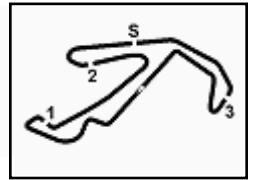
Fastest Laps Sequence

No.	Rider	Nat	Team	Bike	Local Time	Time	Gap	Avg
35	Y. SAIZ MARQUEZ	ESP	Accolade Smrz Racing	Kawasaki Ninja 400	09:49'00.076	1'51.648		136,264
46	S. DI SORA	FRA	Leader Team Flembbo	Kawasaki Ninja 400	09:49'27.878	1'50.511	-1.137	137,666
72	V. STEEMAN	NED	MTM Kawasaki	Kawasaki Ninja 400	09:49'28.189	1'50.137	-0.374	138,133
15	A. COPPOLA	ITA	VM Racing Team	Yamaha YZF-R3	09:49'28.566	1'49.880	-0.257	138,456
91	M. VANNUCCI	ITA	AG Motorsport Italia Yamaha	Yamaha YZF-R3	09:52'24.442	1'49.652	-0.228	138,744
58	I. IGLESIAS	ESP	SMW Racing	Kawasaki Ninja 400	09:54'01.593	1'49.079	-0.573	139,473
91	M. VANNUCCI	ITA	AG Motorsport Italia Yamaha	Yamaha YZF-R3	09:56'02.866	1'49.052	-0.027	139,508
91	M. VANNUCCI	ITA	AG Motorsport Italia Yamaha	Yamaha YZF-R3	09:57'51.618	1'48.752	-0.300	139,893
91	M. VANNUCCI	ITA	AG Motorsport Italia Yamaha	Yamaha YZF-R3	10:03'24.731	1'48.501	-0.251	140,216

Start 09:45 End 10:10 The results are provisional until the end of the time limit for protests and appeals and the completion of the technical checks.

These data/results cannot be reproduced, stored and/or transmitted in whole or in part by any manner of electronic, mechanical, photocopying, recording, broadcasting or otherwise now known or herein after developed without the previous express consent by the copyright owner, except for reproduction in daily press and regular printed publications on sale to the public within 60 days of the event related to those data/results and always provided that copyright symbol appears together as follows below.

© DORNA WSBK ORGANIZATION Srl 2022



Pirelli Emilia-Romagna Round, 10-12 June 2022
Starting Grid - Race 1 (15 Laps x 4,226 km = 63,390 km)

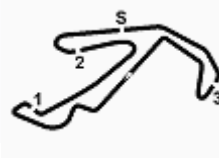
Misano Circuit Sic 58 4.226 m

1	1	91 VANNUCCI M. Yamaha 1'48.501	2	72 STEEMAN V. Kawasaki 1'48.694	3	58 IGLESIAS I. Kawasaki 1'49.079
2	4	59 ZANCA A. Kawasaki 1'49.463	5	15 COPPOLA A. Yamaha 1'49.468	6	8 IERACI B. Kawasaki 1'49.516
3	7	46 DI SORA S. Kawasaki 1'49.531	8	61 OKAYA Y. Kawasaki 1'49.594	9	80 MASTROLUCA G. Yamaha 1'49.597
4	10	60 GEIGER D. Kawasaki 1'49.599	11	26 GENNAI M. Yamaha 1'49.610	12	85 SABATUCCI K. Kawasaki 1'49.695
5	13	27 DIAZ A. Yamaha 1'49.698	14	64 DE CANCELLIS H. Kawasaki 1'49.889	15	14 MILLAN A. Kawasaki 1'49.911
6	16	77 BIJMAN R. Kawasaki 1'49.952	17	25 MARTELLA M. Kawasaki 1'49.967	18	53 SVOBODA P. Kawasaki 1'49.997
7	19	12 MAIER H. Yamaha 1'50.048	20	87 KAWAKAMI T. Yamaha 1'50.049	21	28 LEHMANN L. KTM 1'50.067
8	22	41 GARCIA M. Yamaha 1'50.078	23	23 MARKARIAN S. Kawasaki 1'50.178	24	47 SEABRIGHT F. Yamaha 1'50.290
9	25	43 KHOURI H. Kawasaki 1'50.305	26	2 GARCIA ABELLA I. Yamaha 1'50.562	27	35 SAIZ MARQUEZ Y. Kawasaki 1'50.700
10	28	88 MOGEDA D. Kawasaki 1'50.832	29	69 ALBERTO T. Kawasaki 1'50.869	30	93 GAGGI M. Yamaha 1'50.912
11	31	81 PERISTERAS I. Yamaha 1'50.958	32	18 OFFER I. Yamaha 1'52.162		

N.8 (Ieraci B.) - 23 (Markarian S.) - 77 (Bijman R.) - 81 (Peristeras I.) have been penalized with a 1xLLP

11/06/2022 The Race Director

These data/results cannot be reproduced, stored and/or transmitted in whole or in part by any manner of electronic, mechanical, photocopying, recording, broadcasting or otherwise now known or herein after developed without the previous express consent by the copyright owner, except for reproduction in daily press and regular printed publications on sale to the public within 60 days of the event related to those data/results and always provided that copyright symbol appears together as follows below. © DORNA WSBK ORGANIZATION Srl 2022



Pirelli Emilia-Romagna Round, 10-12 June 2022
Best Sectors & Speed Tissot Superpole

BEST LAP			
1	91	M. VANNUCCI	Yamaha YZF-R3 1'48.501
2	72	V. STEEMAN	Kawasaki Ninja 400 1'48.694
3	58	I. IGLESIAS	Kawasaki Ninja 400 1'49.079
4	59	A. ZANCA	Kawasaki Ninja 400 1'49.463
5	15	A. COPPOLA	Yamaha YZF-R3 1'49.468
6	8	B. IERACI	Kawasaki Ninja 400 1'49.516
7	46	S. DI SORA	Kawasaki Ninja 400 1'49.531
8	61	Y. OKAYA	Kawasaki Ninja 400 1'49.594
9	80	G. MASTROLUCCA	Yamaha YZF-R3 1'49.597
10	60	D. GEIGER	Kawasaki Ninja 400 1'49.599
11	26	M. GENNAI	Yamaha YZF-R3 1'49.610
12	85	K. SABATUCCI	Kawasaki Ninja 400 1'49.695
13	27	A. DIAZ	Yamaha YZF-R3 1'49.698
14	64	H. DE CANCELLIS	Kawasaki Ninja 400 1'49.889
15	14	A. MILLAN	Kawasaki Ninja 400 1'49.911
16	77	R. BIJMAN	Kawasaki Ninja 400 1'49.952
17	25	M. MARTELLA	Kawasaki Ninja 400 1'49.967
18	53	P. SVOBODA	Kawasaki Ninja 400 1'49.997
19	12	H. MAIER	Yamaha YZF-R3 1'50.048
20	87	T. KAWAKAMI	Yamaha YZF-R3 1'50.049
21	28	L. LEHMANN	KTM RC 390 R 1'50.067
22	41	M. GARCIA	Yamaha YZF-R3 1'50.078
23	23	S. MARKARIAN	Kawasaki Ninja 400 1'50.178
24	47	F. SEABRIGHT	Yamaha YZF-R3 1'50.290
25	43	H. KHOURI	Kawasaki Ninja 400 1'50.305
26	2	I. GARCIA ABELLA	Yamaha YZF-R3 1'50.562
27	35	Y. SAIZ MARQUEZ	Kawasaki Ninja 400 1'50.700
28	88	D. MOGEDA	Kawasaki Ninja 400 1'50.832
29	69	T. ALBERTO	Kawasaki Ninja 400 1'50.869
30	93	M. GAGGI	Yamaha YZF-R3 1'50.912
31	81	I. PERISTERAS	Yamaha YZF-R3 1'50.958
32	18	I. OFFER	Yamaha YZF-R3 1'52.162

SPEED			
1	27	A. DIAZ	Yamaha YZF-R3 186.2
2	26	M. GENNAI	Yamaha YZF-R3 185.9
3	46	S. DI SORA	Kawasaki Ninja 400 185.6
4	8	B. IERACI	Kawasaki Ninja 400 185.6
5	77	R. BIJMAN	Kawasaki Ninja 400 185.2
6	53	P. SVOBODA	Kawasaki Ninja 400 184.6
7	15	A. COPPOLA	Yamaha YZF-R3 184.6
8	61	Y. OKAYA	Kawasaki Ninja 400 184.3
9	93	M. GAGGI	Yamaha YZF-R3 184.0
10	72	V. STEEMAN	Kawasaki Ninja 400 184.0
11	23	S. MARKARIAN	Kawasaki Ninja 400 183.7
12	60	D. GEIGER	Kawasaki Ninja 400 183.7
13	28	L. LEHMANN	KTM RC 390 R 182.7
14	41	M. GARCIA	Yamaha YZF-R3 182.7
15	58	I. IGLESIAS	Kawasaki Ninja 400 182.4
16	69	T. ALBERTO	Kawasaki Ninja 400 182.4
17	85	K. SABATUCCI	Kawasaki Ninja 400 181.8
18	12	H. MAIER	Yamaha YZF-R3 181.8
19	64	H. DE CANCELLIS	Kawasaki Ninja 400 181.5
20	87	T. KAWAKAMI	Yamaha YZF-R3 181.2
21	43	H. KHOURI	Kawasaki Ninja 400 180.9
22	91	M. VANNUCCI	Yamaha YZF-R3 180.6
23	59	A. ZANCA	Kawasaki Ninja 400 180.3
24	25	M. MARTELLA	Kawasaki Ninja 400 180.3
25	35	Y. SAIZ MARQUEZ	Kawasaki Ninja 400 180.3
26	88	D. MOGEDA	Kawasaki Ninja 400 180.3
27	14	A. MILLAN	Kawasaki Ninja 400 180.3
28	2	I. GARCIA ABELLA	Yamaha YZF-R3 180.0
29	47	F. SEABRIGHT	Yamaha YZF-R3 179.7
30	80	G. MASTROLUCCA	Yamaha YZF-R3 179.4
31	81	I. PERISTERAS	Yamaha YZF-R3 179.4
32	18	I. OFFER	Yamaha YZF-R3 176.8

SEG. 1	
1	91 M. VANNUCCI 27.223
2	41 M. GARCIA 27.323
3	72 V. STEEMAN 27.394
4	87 T. KAWAKAMI 27.410
5	60 D. GEIGER 27.416
6	14 A. MILLAN 27.424
7	58 I. IGLESIAS 27.445
8	85 K. SABATUCCI 27.463
9	59 A. ZANCA 27.488
10	26 M. GENNAI 27.493
11	8 B. IERACI 27.511
12	12 H. MAIER 27.518
13	27 A. DIAZ 27.535
14	46 S. DI SORA 27.537
15	61 Y. OKAYA 27.551
16	25 M. MARTELLA 27.558
17	43 H. KHOURI 27.571
18	93 M. GAGGI 27.585
19	15 A. COPPOLA 27.589
20	35 Y. SAIZ MARQUEZ 27.610
21	69 T. ALBERTO 27.610
22	80 G. MASTROLUCCA 27.617
23	77 R. BIJMAN 27.651
24	47 F. SEABRIGHT 27.654
25	64 H. DE CANCELLIS 27.662
26	53 P. SVOBODA 27.676
27	81 I. PERISTERAS 27.739
28	23 S. MARKARIAN 27.755
29	28 L. LEHMANN 27.778
30	88 D. MOGEDA 27.784
31	2 I. GARCIA ABELLA 27.833
32	18 I. OFFER 28.111

SEG. 2	
1	91 M. VANNUCCI 26.686
2	93 M. GAGGI 26.743
3	15 A. COPPOLA 26.776
4	26 M. GENNAI 26.792
5	27 A. DIAZ 26.805
6	14 A. MILLAN 26.848
7	8 B. IERACI 26.865
8	59 A. ZANCA 26.886
9	25 M. MARTELLA 26.889
10	85 K. SABATUCCI 26.913
11	61 Y. OKAYA 26.922
12	72 V. STEEMAN 26.928
13	64 H. DE CANCELLIS 26.942
14	58 I. IGLESIAS 26.978
15	46 S. DI SORA 26.984
16	28 L. LEHMANN 26.999
17	2 I. GARCIA ABELLA 27.004
18	80 G. MASTROLUCCA 27.007
19	53 P. SVOBODA 27.027
20	87 T. KAWAKAMI 27.048
21	41 M. GARCIA 27.061
22	60 D. GEIGER 27.074
23	77 R. BIJMAN 27.092
24	69 T. ALBERTO 27.128
25	23 S. MARKARIAN 27.132
26	12 H. MAIER 27.215
27	81 I. PERISTERAS 27.235
28	47 F. SEABRIGHT 27.252
29	43 H. KHOURI 27.288
30	35 Y. SAIZ MARQUEZ 27.364
31	88 D. MOGEDA 27.464
32	18 I. OFFER 27.627

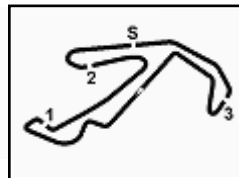
SEG. 3	
1	72 V. STEEMAN 30.553
2	58 I. IGLESIAS 30.782
3	8 B. IERACI 30.820
4	91 M. VANNUCCI 30.830
5	61 Y. OKAYA 30.833
6	46 S. DI SORA 30.874
7	27 A. DIAZ 30.879
8	53 P. SVOBODA 30.881
9	15 A. COPPOLA 30.950
10	26 M. GENNAI 30.975
11	60 D. GEIGER 30.980
12	47 F. SEABRIGHT 31.025
13	23 S. MARKARIAN 31.042
14	80 G. MASTROLUCCA 31.043
15	64 H. DE CANCELLIS 31.068
16	87 T. KAWAKAMI 31.093
17	28 L. LEHMANN 31.098
18	85 K. SABATUCCI 31.128
19	59 A. ZANCA 31.158
20	41 M. GARCIA 31.176
21	25 M. MARTELLA 31.195
22	35 Y. SAIZ MARQUEZ 31.203
23	77 R. BIJMAN 31.204
24	93 M. GAGGI 31.220
25	12 H. MAIER 31.261
26	43 H. KHOURI 31.262
27	2 I. GARCIA ABELLA 31.266
28	88 D. MOGEDA 31.277
29	81 I. PERISTERAS 31.398
30	69 T. ALBERTO 31.400
31	14 A. MILLAN 31.456
32	18 I. OFFER 31.754

SEG. 4	
1	60 D. GEIGER 23.705
2	72 V. STEEMAN 23.706
3	91 M. VANNUCCI 23.716
4	46 S. DI SORA 23.779
5	80 G. MASTROLUCCA 23.830
6	59 A. ZANCA 23.832
7	58 I. IGLESIAS 23.834
8	28 L. LEHMANN 23.873
9	27 A. DIAZ 23.884
10	14 A. MILLAN 23.890
11	61 Y. OKAYA 23.924
12	12 H. MAIER 23.924
13	23 S. MARKARIAN 23.933
14	77 R. BIJMAN 23.939
15	15 A. COPPOLA 23.941
16	87 T. KAWAKAMI 23.945
17	85 K. SABATUCCI 23.971
18	69 T. ALBERTO 23.999
19	25 M. MARTELLA 24.000
20	53 P. SVOBODA 24.000
21	8 B. IERACI 24.001
22	64 H. DE CANCELLIS 24.025
23	26 M. GENNAI 24.026
24	41 M. GARCIA 24.054
25	47 F. SEABRIGHT 24.066
26	43 H. KHOURI 24.088
27	88 D. MOGEDA 24.107
28	2 I. GARCIA ABELLA 24.115
29	93 M. GAGGI 24.128
30	35 Y. SAIZ MARQUEZ 24.138
31	81 I. PERISTERAS 24.230
32	18 I. OFFER 24.360

11/06/2022

These data/results cannot be reproduced, stored and/or transmitted in whole or in part by any manner of electronic, mechanical, photocopying, recording, broadcasting or otherwise now known or herein after developed without the previous express consent by the copyright owner, except for reproduction in daily press and regular printed publications on sale to the public within 60 days of the event related to those data/results and always provided that copyright symbol appears together as follows below.

© DORNA WSBK ORGANIZATION Srl 2022



Pirelli Emilia-Romagna Round, 10-12 June 2022

Ideal Times Tissot Superpole

Misano Circuit Sic 58.4.226 m

1 / 2

No.	Rider	Nat	Bike	Seg. 1	Seg. 2	Seg. 3	Seg. 4	Ideal Time		
				Diff. 1	Diff. 2	Diff. 3	Diff. 4	Best Lap	Pos.	Diff.
1	91 M. VANNUCCI	ITA	Yamaha YZF-R3	27.223	26.686	30.830 +0.046	23.716	1'48.455 1'48.501	1	0.046
2	72 V. STEEMAN	NED	Kawasaki Ninja 400	27.394 +0.113	26.928	30.553	23.706	1'48.581 1'48.694	2	0.113
3	58 I. IGLESIAS	ESP	Kawasaki Ninja 400	27.445	26.978 +0.040	30.782	23.834	1'49.039 1'49.079	3	0.040
4	27 A. DIAZ	ESP	Yamaha YZF-R3	27.535 +0.124	26.805	30.879	23.884 +0.471	1'49.103 1'49.698	13	0.595
5	46 S. DI SORA	FRA	Kawasaki Ninja 400	27.537 +0.089	26.984 +0.158	30.874 +0.110	23.779	1'49.174 1'49.531	7	0.357
6	60 D. GEIGER	GER	Kawasaki Ninja 400	27.416	27.074 +0.424	30.980	23.705	1'49.175 1'49.599	10	0.424
7	8 B. IERACI	ITA	Kawasaki Ninja 400	27.511	26.865	30.820	24.001 +0.319	1'49.197 1'49.516	6	0.319
8	61 Y. OKAYA	JPN	Kawasaki Ninja 400	27.551	26.922 +0.176	30.833 +0.188	23.924	1'49.230 1'49.594	8	0.364
9	15 A. COPPOLA	ITA	Yamaha YZF-R3	27.589 +0.149	26.776 +0.013	30.950	23.941 +0.050	1'49.256 1'49.468	5	0.212
10	26 M. GENNAI	ITA	Yamaha YZF-R3	27.493	26.792 +0.229	30.975	24.026 +0.095	1'49.286 1'49.610	11	0.324
11	59 A. ZANCA	ITA	Kawasaki Ninja 400	27.488 +0.001	26.886 +0.098	31.158	23.832	1'49.364 1'49.463	4	0.099
12	85 K. SABATUCCI	ITA	Kawasaki Ninja 400	27.463 +0.105	26.913	31.128 +0.051	23.971 +0.064	1'49.475 1'49.695	12	0.220
13	87 T. KAWAKAMI	BRA	Yamaha YZF-R3	27.410 +0.145	27.048 +0.112	31.093 +0.225	23.945 +0.071	1'49.496 1'50.049	20	0.553
14	80 G. MASTROLUCA	ITA	Yamaha YZF-R3	27.617	27.007 +0.100	31.043	23.830	1'49.497 1'49.597	9	0.100
15	53 P. SVOBODA	CZE	Kawasaki Ninja 400	27.676 +0.413	27.027	30.881	24.000	1'49.584 1'49.997	18	0.413
16	41 M. GARCIA	ESP	Yamaha YZF-R3	27.323	27.061 +0.271	31.176 +0.093	24.054 +0.100	1'49.614 1'50.078	22	0.464
17	14 A. MILLAN	ESP	Kawasaki Ninja 400	27.424 +0.293	26.848	31.456	23.890	1'49.618 1'49.911	15	0.293
18	25 M. MARTELLA	ITA	Kawasaki Ninja 400	27.558	26.889	31.195	24.000 +0.325	1'49.642 1'49.967	17	0.325
19	93 M. GAGGI	ITA	Yamaha YZF-R3	27.585 +0.085	26.743 +0.555	31.220 +0.510	24.128 +0.086	1'49.676 1'50.912	30	1.236
20	64 H. DE CANCELLIS	FRA	Kawasaki Ninja 400	27.662 +0.108	26.942 +0.055	31.068	24.025 +0.029	1'49.697 1'49.889	14	0.192
21	28 L. LEHMANN	GER	KTM RC 390 R	27.778 +0.153	26.999	31.098 +0.166	23.873	1'49.748 1'50.067	21	0.319
22	23 S. MARKARIAN	FRA	Kawasaki Ninja 400	27.755 +0.205	27.132	31.042 +0.011	23.933 +0.100	1'49.862 1'50.178	23	0.316
23	77 R. BUJMAN	NED	Kawasaki Ninja 400	27.651 +0.066	27.092	31.204	23.939	1'49.886 1'49.952	16	0.066
24	12 H. MAIER	BRA	Yamaha YZF-R3	27.518	27.215 +0.130	31.261	23.924	1'49.918 1'50.048	19	0.130
25	47 F. SEABRIGHT	GBR	Yamaha YZF-R3	27.654 +0.284	27.252 +0.009	31.025	24.066	1'49.997 1'50.290	24	0.293
26	69 T. ALBERTO	PHI	Kawasaki Ninja 400	27.610 +0.308	27.128 +0.163	31.400	23.999 +0.261	1'50.137 1'50.869	29	0.732
27	43 H. KHOURI	AUS	Kawasaki Ninja 400	27.571	27.288	31.262 +0.073	24.088 +0.023	1'50.209 1'50.305	25	0.096
28	2 I. GARCIA ABELLA	ESP	Yamaha YZF-R3	27.833 +0.070	27.004	31.266	24.115 +0.274	1'50.218 1'50.562	26	0.344
29	35 Y. SAIZ MARQUEZ	ESP	Kawasaki Ninja 400	27.610 +0.385	27.364	31.203	24.138	1'50.315 1'50.700	27	0.385
30	81 I. PERISTERAS	GRE	Yamaha YZF-R3	27.739 +0.195	27.235 +0.099	31.398 +0.062	24.230	1'50.602 1'50.958	31	0.356
31	88 D. MOGEDA	ESP	Kawasaki Ninja 400	27.784	27.464 +0.009	31.277 +0.032	24.107 +0.159	1'50.632 1'50.832	28	0.200
32	18 I. OFFER	GBR	Yamaha YZF-R3	28.111 +0.310	27.627	31.754	24.360	1'51.852 1'52.162	32	0.310
Overall Ideal Time				27.223	26.686	30.553	23.705	1'48.167		

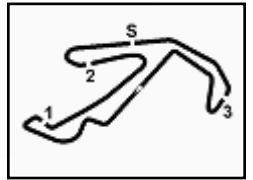
11/06/2022

These data/results cannot be reproduced, stored and/or transmitted in whole or in part by any manner of electronic, mechanical, photocopying, recording, broadcasting or otherwise now known or herein after developed without the previous express consent by the copyright owner, except for reproduction in daily press and regular printed publications on sale to the public within 60 days of the event related to those data/results and always provided that copyright symbol appears together as follows below.

© DORNA WSBK ORGANIZATION Srl 2022

FIGR PERUGIA TIMING





Misano Circuit Sic 58 4.226 m

2 / 2

Pirelli Emilia-Romagna Round, 10-12 June 2022
Ideal Times Tissot Superpole

No. Rider	Nat	Bike	Seg. 1	Seg. 2	Seg. 3	Seg. 4	Ideal Time		
			Diff. 1	Diff. 2	Diff. 3	Diff. 4	Best Lap	Pos.	Diff.

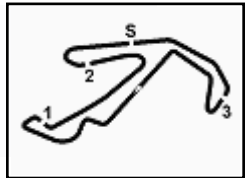
11/06/2022

These data/results cannot be reproduced, stored and/or transmitted in whole or in part by any manner of electronic, mechanical, photocopying, recording, broadcasting or otherwise now known or herein after developed without the previous express consent by the copyright owner, except for reproduction in daily press and regular printed publications on sale to the public within 60 days of the event related to those data/results and always provided that copyright symbol appears together as follows below.

© DORNA WSBK ORGANIZATION Srl 2022

FICR PERUGIA TIMING





Pirelli Emilia-Romagna Round, 10-12 June 2022
Chronological Analysis Tissot Superpole

Misano Circuit Sic 58 4.226 m

1 / 4

1° 91 M. VANNUCCI [1'48.501]							
Lap	Seg1	Seg2	Seg3	Seg4	Lap Time	km/h	Local Time
1							9:46'27.822
2	51.308	29.122	31.996	24.600	2'17.026P	172,8	9:48'44.848
3	27.565	27.119	31.335	23.923	1'49.942	175,0	9:50'34.790
4	27.269	27.089	31.305	23.989	1'49.652	175,6	9:52'24.442
5	27.312	27.060	31.194	23.806	1'49.372	176,2	9:54'13.814
6	27.286	26.844	31.174	23.748	1'49.052	176,5	9:56'02.866
7	27.311	26.731	30.830	23.880	1'48.752	180,6	9:57'51.618
8	27.293	27.177	34.483	24.660	1'53.613	171,7	9:59'45.231
9	27.732	27.392	31.527	24.348	1'50.999	177,9	10:01'36.230
10	27.223	26.686	30.876	23.716	1'48.501	179,1	10:03'24.731

2° 72 V. STEEMAN [1'48.694]							
Lap	Seg1	Seg2	Seg3	Seg4	Lap Time	km/h	Local Time
1							9:45'19.025
2	44.528	28.764	40.030	25.705	2'19.027P	164,1	9:47'38.052
3	27.688	27.334	31.186	23.929	1'50.137	181,5	9:49'28.189
4	27.830	27.313	31.562	24.013	1'50.718	176,5	9:51'18.907
5	27.992	27.940	38.989	23.977	1'58.898	162,7	9:53'17.805
6	27.556	27.229	31.279	23.938	1'50.002	178,5	9:55'07.807
7	32.072	27.218	31.300	23.953	1'54.543C	179,1	9:57'02.350
8	27.396	27.343	31.349	23.882	1'49.970	175,9	9:58'52.320
9	27.394	27.218	31.323	23.945	1'49.880	176,8	10:00'42.200
10	32.746	33.289	32.910	24.133	2'03.078C	174,8	10:02'45.278
11	31.356	27.584	34.285	27.924	2'01.149	176,2	10:04'46.427
12	27.507	26.928	30.553	23.706	1'48.694	184,0	10:06'35.121

3° 58 I. IGLESIAS [1'49.079]							
Lap	Seg1	Seg2	Seg3	Seg4	Lap Time	km/h	Local Time
1							9:45'45.922
2	51.506	33.378	40.469	29.247	2'34.600P	112,5	9:48'20.522
3	27.664	26.978	31.438	24.250	1'50.330	175,9	9:50'10.852
4	32.107	29.868	32.578	27.109	2'01.662C	173,9	9:52'12.514
5	27.445	27.018	30.782	23.834	1'49.079	182,4	9:54'01.593
6	28.404	28.207	32.183	3'01.382	4'30.176P	173,4	9:58'31.769
7	51.174	27.453			2'16.273CP	180,3	10:00'48.042
8	28.076	30.490	32.531	27.725	1'58.822	173,4	10:02'46.864
9	27.533	27.029	34.703	24.992	1'54.257C	166,7	10:04'41.121
10	27.568	27.438	32.862	24.972	1'52.840C	174,2	10:06'33.961

4° 59 A. ZANCA [1'49.463]							
Lap	Seg1	Seg2	Seg3	Seg4	Lap Time	km/h	Local Time
1							9:45'51.496
2	54.052	30.451	38.710	27.525	2'30.738P	149,6	9:48'22.234
3	27.695	27.051	31.320	23.852	1'49.918	179,7	9:50'12.152
4	28.136	32.443	32.388	23.898	1'56.865	179,1	9:52'09.017
5	27.515	27.383	31.701	24.207	1'50.806	173,9	9:53'59.823
6	32.479	28.052	31.658	24.571	1'56.760	180,0	9:55'56.583
7	27.554	27.291	37.947	23.912	1'56.704	177,3	9:57'53.287
8	27.489	26.984	31.158	23.832	1'49.463	180,3	9:59'42.750
9	30.646	27.628	31.941	28.004	1'58.219	178,8	10:01'40.969
10	27.488	26.886	31.263	24.009	1'49.646	179,1	10:03'30.615
11	27.698	27.198	31.439	24.730	1'51.065	178,8	10:05'21.680

5° 15 A. COPPOLA [1'49.468]							
Lap	Seg1	Seg2	Seg3	Seg4	Lap Time	km/h	Local Time
1							9:45'23.091
2	42.253	28.042	39.163	26.137	2'15.595P	173,6	9:47'38.686
3	27.844	26.961	30.996	24.079	1'49.880	183,1	9:49'28.566
4	28.089	27.065	31.369	25.022	1'51.545	179,7	9:51'20.111
5	27.738	26.879	31.492	24.423	1'50.532	174,8	9:53'10.643

6	29.540	30.794	35.889	24.190	2'00.413	179,4	9:55'11.056
7	27.693	26.776	31.125	23.941	1'49.535	175,9	9:57'00.591
8	28.203	29.828	32.046	24.034	1'54.111	180,9	9:58'54.702
9	27.738	26.789	30.950	23.991	1'49.468	184,6	10:00'44.170
10	33.004	30.366	33.945	24.718	2'02.033	175,9	10:02'46.203
11	27.589	26.929	34.189	26.739	1'55.446C	162,4	10:04'41.649
12	27.743	27.047	33.599	26.900	1'55.289	172,0	10:06'36.938

6° 8 B. IERACI [1'49.516]							
Lap	Seg1	Seg2	Seg3	Seg4	Lap Time	km/h	Local Time
1							9:45'38.371
2	56.003	33.460	43.981	27.097	2'40.541P	155,0	9:48'18.912
3	30.026	28.712	31.929	24.262	1'54.929	176,5	9:50'13.841
4	27.695	30.959	31.564	24.299	1'54.517	178,2	9:52'08.358
5	27.636	31.696	32.252	24.413	1'55.997	177,3	9:54'04.355
6	27.661	27.325	31.386	1'26.228	2'52.600P	178,2	9:56'56.955
7	40.389	27.892	32.247	24.320	2'04.848P	169,3	9:59'01.803
8	27.537	27.216	31.238	24.001	1'49.992	177,6	10:00'51.795
9	27.524	27.054	30.959	25.000	1'50.537	185,6	10:02'42.332
10	28.621	28.747	38.237	26.987	2'02.592	168,8	10:04'44.924
11	27.511	26.865	30.820	24.320	1'49.516	183,1	10:06'34.440

7° 46 S. DI SORA [1'49.531]							
Lap	Seg1	Seg2	Seg3	Seg4	Lap Time	km/h	Local Time
1							9:45'20.469
2	42.224	28.912	38.940	26.822	2'16.898P	137,9	9:47'37.367
3	27.724	27.303	31.434	24.050	1'50.511	185,6	9:49'27.878
4	29.912	27.476	31.226	23.936	1'52.550	179,7	9:51'20.428
5	27.657	27.087	30.921	24.163	1'49.828	181,5	9:53'10.256
6	33.177	30.166	31.295	24.031	1'58.669	180,0	9:55'08.925
7	28.040	28.472	35.293	23.981	1'55.786	181,5	9:57'04.711
8	27.626	27.142	30.984	23.779	1'49.531	179,1	9:58'54.242
9	27.699	27.203	30.874	23.968	1'49.744	181,8	10:00'43.986
10	31.005	36.067	32.201	24.073	2'03.346	177,0	10:02'47.332
11	27.705	27.152	32.276	29.750	1'56.883C	176,5	10:04'44.215
12	27.537	26.984	31.147	24.739	1'50.407	181,2	10:06'34.622

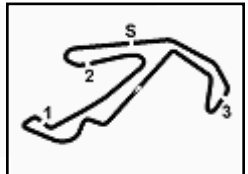
8° 61 Y. OKAYA [1'49.594]							
Lap	Seg1	Seg2	Seg3	Seg4	Lap Time	km/h	Local Time
1							9:45'19.180
2	44.022	28.520	39.177	25.562	2'17.281P	157,7	9:47'36.461
3	27.990	27.485	32.239	24.220	1'51.934	173,6	9:49'28.395
4	27.981	27.065	31.276	24.080	1'50.402	180,3	9:51'18.797
5	29.522	27.606	38.162	23.953	1'59.243	163,6	9:53'18.040
6	27.551	27.098	31.021	23.924	1'49.594	182,4	9:55'07.634
7	27.658	27.432	36.544	23.945	1'55.579	179,1	9:57'03.213
8	27.626	27.357	30.833	24.284	1'50.100	184,3	9:58'53.313
9	27.656	26.922	31.262	24.094	1'49.934	180,0	10:00'43.247
10	33.323	28.956	36.096	23.995	2'02.370C	181,2	10:02'45.617
11	27.579	27.574	34.662	24.692	1'54.507	156,7	10:04'40.124
12	28.035	28.787	33.146	24.576	1'54.544	169,5	10:06'34.668

9° 80 G. MASTROLUCA [1'49.597]							
Lap	Seg1	Seg2	Seg3	Seg4	Lap Time	km/h	Local Time
1							9:46'41.457
2	45.451	27.959	31.757	26.342	2'11.509P	175,0	9:48'52.966
3	27.797	27.031	31.520	24.079	1'50.427	179,1	9:50'43.393
4	27.931	27.007	31.490	24.282	1'50.710	179,1	9:52'34.103
5	27.617	27.107	31.043	23.830	1'49.597	179,4	9:54'23.700
6	31.408	28.694	33.231	1'48.804	3'22.137P	168,2	9:57'45.837
7	44.091	27.863	31.621	24.217	2'07.792P	178,2	9:59'53.629
8	27.745	27.543	31.724	24.428	1'51.440	175,3	10:01'45.069

11/06/2022 P = Pits In/Out - C = Lap Time Cancelled

These data/results cannot be reproduced, stored and/or transmitted in whole or in part by any manner of electronic, mechanical, photocopying, recording, broadcasting or otherwise now known or herein after developed without the previous express consent by the copyright owner, except for reproduction in daily press and regular printed publications on sale to the public within 60 days of the event related to those data/results and always provided that copyright symbol appears together as follows below.

© DORNA WSBK ORGANIZATION Srl 2022



Pirelli Emilia-Romagna Round, 10-12 June 2022
Chronological Analysis Tissot Superpole

Misano Circuit Sic 58.4226 m

2 / 4

9	27.997	27.491	31.368	24.143	1'50.999	173,1	10:03'36.068
10	28.004	27.607	31.502	24.368	1'51.481	178,5	10:05'27.549

2	53.148	30.871	36.126	26.603	2'26.748P	168,5	9:48'17.013
3	27.831	27.632	31.603	24.275	1'51.341	176,5	9:50'08.354
4	30.497	33.116	32.349	1'29.661	3'05.623P	176,8	9:53'13.977
5	42.799	27.597	31.552	24.245	2'06.193P	177,3	9:55'20.170
6	27.824	27.424	31.228	24.165	1'50.641	179,4	9:57'10.811
7	27.725	27.149	31.227	24.096	1'50.197	180,0	9:59'01.008
8	27.766	27.244	31.348	24.025	1'50.383	177,6	10:00'51.391
9	27.770	26.997	31.068	24.054	1'49.889	181,5	10:02'41.280
10	28.519	32.322	35.020	25.823	2'01.684	158,6	10:04'42.964
11	27.662	26.942	31.544	25.146	1'51.294	179,7	10:06'34.258

10° 60 D. GEIGER [1'49.599]							
Lap	Seg1	Seg2	Seg3	Seg4	Lap Time	km/h	Local Time
1							9:46'17.957
2	44.710	28.654	32.117	25.348	2'10.829P	176,5	9:48'28.786
3	27.886	27.513	31.924	24.253	1'51.576	174,2	9:50'20.362
4	27.942	27.675	31.845	24.349	1'51.811	181,2	9:52'12.173
5	27.416	27.498	30.980	23.705	1'49.599	183,7	9:54'01.772
6	28.634	31.320	32.815	25.326	1'58.095	173,6	9:55'59.867
7	27.618	27.897	32.076	24.247	1'51.838	177,9	9:57'51.705
8	27.591	27.074	31.564	24.021	1'50.250	177,0	9:59'41.955
9	27.629	27.576	31.894	24.052	1'51.151	172,2	10:01'33.106
10	27.951	27.664	31.772	24.170	1'51.557	177,0	10:03'24.663
11	27.740	27.199	31.269	24.008	1'50.216	181,5	10:05'14.879

15° 14 A. MILLAN [1'49.911]							
Lap	Seg1	Seg2	Seg3	Seg4	Lap Time	km/h	Local Time
1							9:45'40.369
2	55.388	35.399	41.105	27.111	2'39.003P	160,2	9:48'19.372
3	27.844	28.017	34.376	24.502	1'54.739	161,4	9:50'14.111
4	27.629	27.161	32.187	24.255	1'51.232	172,2	9:52'05.343
5	30.529	32.345	32.062	24.205	1'59.141	177,9	9:54'04.484
6	27.722	27.360	31.499	3'01.655	4'28.236P	180,0	9:58'32.720
7	50.428	27.584	31.646	24.033	2'13.691P	180,3	10:00'46.411
8	27.424	27.156	31.947	24.055	1'50.582	176,2	10:02'36.993
9	29.872	33.541	37.690	27.483	2'08.586	175,9	10:04'45.579
10	27.717	26.848	31.456	23.890	1'49.911	180,3	10:06'35.490

11° 26 M. GENNAI [1'49.610]							
Lap	Seg1	Seg2	Seg3	Seg4	Lap Time	km/h	Local Time
1		28.299	35.148	25.930		167,4	9:47'37.058
2	27.683	27.422	31.748	24.026	1'50.879	181,8	9:49'27.937
3	29.217	27.078	31.140	24.225	1'51.660	185,9	9:51'19.597
4	27.731	27.051	31.957	24.233	1'50.972	174,5	9:53'10.569
5	29.909	28.258	31.865	29.231	1'59.263	173,6	9:55'09.832
6	27.564	27.122	31.618	24.246	1'50.550	174,8	9:57'00.382
7	30.653	26.792	31.460	24.355	1'53.260	177,3	9:58'53.642
8	27.493	27.021	30.975	24.121	1'49.610	182,4	10:00'43.252
9	28.183	27.712	38.681	24.230	1'58.806	170,6	10:02'42.058
10	27.999	27.458	31.755	24.231	1'51.443	174,8	10:04'33.501
11	27.684	27.278	31.672	24.130	1'50.764	175,0	10:06'24.265

16° 77 R. BIJMAN [1'49.952]							
Lap	Seg1	Seg2	Seg3	Seg4	Lap Time	km/h	Local Time
1							9:45'17.843
2	44.495	28.845	39.345	25.625	2'18.310P	159,5	9:47'36.153
3	28.122	27.753	31.604	24.231	1'51.710	181,8	9:49'27.863
4	28.335	27.823	31.225	24.147	1'51.530	181,8	9:51'19.393
5	29.977	27.292	37.598	24.004	1'58.871	159,5	9:53'18.264
6	27.717	27.092	31.204	23.939	1'49.952	180,9	9:55'08.216
7	30.048	27.358	31.760	24.634	1'53.800C	177,9	9:57'02.016
8	27.950	27.392	31.364	24.035	1'50.741	177,0	9:58'52.757
9	27.651	27.358	31.848	24.521	1'51.378	172,8	10:00'44.135
10	31.540	30.680	31.762	24.517	1'58.499	179,4	10:02'42.634
11	29.177	28.771	36.238	27.332	2'01.518	182,1	10:04'44.152
12	27.820	27.185	31.273	24.369	1'50.647	185,2	10:06'34.799

12° 85 K. SABATUCCI [1'49.695]							
Lap	Seg1	Seg2	Seg3	Seg4	Lap Time	km/h	Local Time
1							9:45'52.831
2	51.388	29.849	40.548	27.379	2'29.164P	146,5	9:48'21.995
3	27.647	27.283	31.129	23.971	1'50.030	179,1	9:50'12.025
4	28.943	30.319	35.017	25.258	1'59.537	155,8	9:52'11.562
5	27.568	26.913	31.179	24.035	1'49.695	181,8	9:54'01.257
6	28.077	29.097	33.065	3'00.332	4'30.571P	168,2	9:58'31.828
7	52.038	27.530	31.319	25.481	2'16.368P	181,2	10:00'48.196
8	27.748	30.215	34.288	26.099	1'58.350	169,3	10:02'46.546
9	27.507	26.919	35.690	27.200	1'57.316C	147,3	10:04'43.862
10	27.463	27.087	31.128	24.463	1'50.141	178,8	10:06'34.003

17° 25 M. MARTELLA [1'49.967]							
Lap	Seg1	Seg2	Seg3	Seg4	Lap Time	km/h	Local Time
1							9:45'40.571
2	55.885	33.567	41.413	25.454	2'36.319P	108,5	9:48'16.890
3	28.236	27.540	31.610	24.252	1'51.638	177,0	9:50'08.528
4	32.433	32.429	32.437	24.998	2'02.297	180,0	9:52'10.825
5	27.924	27.173	31.437	24.000	1'50.534	176,8	9:54'01.359
6	31.521	28.130	32.489	1'30.037	3'02.177P	172,5	9:57'03.536
7	42.668	27.886	32.120	24.223	2'06.897P	173,1	9:59'10.433
8	28.043	27.723	31.766	24.327	1'51.859	174,5	10:01'02.292
9	27.755	27.569	31.529	24.298	1'51.151	174,5	10:02'53.443
10	27.695	27.286	31.374	24.800	1'51.155	176,8	10:04'44.598
11	27.558	26.889	31.195	24.325	1'49.967	180,3	10:06'34.565

13° 27 A. DIAZ [1'49.698]							
Lap	Seg1	Seg2	Seg3	Seg4	Lap Time	km/h	Local Time
1							9:45'27.808
2	45.437	28.414	33.560	25.504	2'12.915P	177,3	9:47'40.723
3	27.704	27.348	31.491	24.045	1'50.588	180,6	9:49'31.311
4	27.698	27.145	31.207	23.914	1'49.964	178,2	9:51'21.275
5	27.727	27.070	31.386	23.884	1'50.067	177,6	9:53'11.342
6	28.190	35.319	31.533	23.999	1'59.041	178,5	9:55'10.383
7	27.535	27.116	31.432	23.967	1'50.050	175,9	9:57'00.433
8	27.933	28.206	38.351	24.042	1'58.532	174,8	9:58'58.965
9	27.622	27.192	31.291	23.968	1'50.073C	177,3	10:00'49.038
10	27.651	29.465	31.382	24.086	1'52.584	183,4	10:02'41.622
11	28.352	32.478	35.036	27.757	2'03.623	160,0	10:04'45.245
12	27.659	26.805	30.879	24.355	1'49.698	186,2	10:06'34.943

18° 53 P. SVOBODA [1'49.997]							
Lap	Seg1	Seg2	Seg3	Seg4	Lap Time	km/h	Local Time
1							9:45'40.695
2	54.226	28.962	32.819	25.125	2'21.132P	172,0	9:48'01.827
3	28.173	27.633	31.668	24.086	1'51.560	174,2	9:49'53.387
4	27.959	27.472	31.616	24.197	1'51.244	173,9	9:51'44.631
5	27.836	27.316	31.635	24.039	1'50.826	173,6	9:53'35.457
6	28.005	27.420	31.822	37.271	2'04.518P	174,5	9:55'39.975
7	48.632	27.321	31.794	24.349	2'12.096P	177,9	9:57'52.071

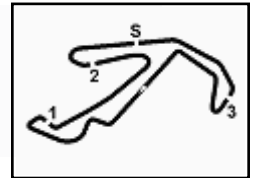
14° 64 H. DE CANCELLIS [1'49.889]							
Lap	Seg1	Seg2	Seg3	Seg4	Lap Time	km/h	Local Time
1							9:45'50.265

11/06/2022 P = Pits In/Out - C = Lap Time Cancelled

These data/results cannot be reproduced, stored and/or transmitted in whole or in part by any manner of electronic, mechanical, photocopying, recording, broadcasting or otherwise now known or herein after developed without the previous express consent by the copyright owner, except for reproduction in daily press and regular printed publications on sale to the public within 60 days of the event related to those data/results and always provided that copyright symbol appears together as follows below.

© DORNA WSBK ORGANIZATION Srl 2022





Misano Circuit Sic 58 4.226 m

Pirelli Emilia-Romagna Round, 10-12 June 2022
Chronological Analysis Tissot Superpole

3 / 4

8	27.676	27.075	31.670	24.094	1'50.515	184,6	9:59'42.586
9	28.089	27.027	30.881	24.000	1'49.997	181,8	10:01'32.583
10	28.263	31.239	31.512	24.016	1'55.030	178,5	10:03'27.613
11	27.687	27.246	31.126	24.161	1'50.220	175,6	10:05'17.833

4	28.073	27.284	31.361	23.963	1'50.681	183,7	9:51'19.440
5	31.867	27.916	35.168	24.321	1'59.272	165,9	9:53'18.712
6	27.861	27.354	31.207	23.933	1'50.355	181,5	9:55'09.067
7	28.079	28.001	35.800	24.001	1'55.881	177,9	9:57'04.948
8	27.891	27.214	31.261	24.058	1'50.424	180,3	9:58'55.372
9	27.989	27.171	31.042	24.127	1'50.329	183,4	10:00'45.701
10	27.839	27.580	31.690	35.079	2'02.188	181,2	10:02'47.889
11	27.864	27.346	31.447	30.655	1'57.312	180,9	10:04'45.201
12	27.960	27.132	31.053	24.033	1'50.178	183,1	10:06'35.379

19° 12 H. MAIER (1'50.048)

Lap	Seg1	Seg2	Seg3	Seg4	Lap Time	km/h	Local Time
1							9:46'42.936
2	42.353	28.057	31.701	27.674	2'09.785P	175,3	9:48'52.721
3	27.710	27.270	31.474	24.178	1'50.632	181,8	9:50'43.353
4	27.676	27.215	31.372	24.192	1'50.455	177,9	9:52'33.808
5	27.553	27.339	31.368	24.141	1'50.401	177,6	9:54'24.209
6	31.299	28.923	33.257	1'45.611	3'19.090CP	175,0	9:57'43.299
7	43.589	27.753	31.661	24.152	2'07.155P	177,3	9:59'50.454
8	27.518	27.345	31.261	23.924	1'50.048	176,8	10:01'40.502
9	27.519	27.373	31.384	24.093	1'50.369	178,2	10:03'30.871

24° 47 F. SEABRIGHT (1'50.290)

Lap	Seg1	Seg2	Seg3	Seg4	Lap Time	km/h	Local Time
1							9:45'40.233
2	56.400	32.710	43.479	27.779	2'40.368P	136,2	9:48'20.601
3	27.900	27.521	31.601	24.792	1'51.814	178,8	9:50'12.415
4	28.114	29.433	32.151	24.660	1'54.358	173,1	9:52'06.773
5	27.654	29.880	32.652	25.769	1'55.955	177,6	9:54'02.728
6	27.951	27.588	32.211	25.443	1'53.193	176,5	9:55'55.921
7	27.826	27.707	31.869	24.346	1'51.748	172,5	9:57'47.669
8	29.702	29.440	31.904	24.480	1'55.526	179,7	9:59'43.195
9	28.614	27.252	31.829	24.301	1'51.996	177,9	10:01'35.191
10	27.938	27.261	31.025	24.066	1'50.290	179,1	10:03'25.481

20° 87 T. KAWAKAMI (1'50.049)

Lap	Seg1	Seg2	Seg3	Seg4	Lap Time	km/h	Local Time
1							9:46'42.553
2	42.117	28.181	31.584	27.068	2'08.950P	178,5	9:48'51.503
3	28.094	27.877	31.562	24.183	1'51.716	178,8	9:50'43.219
4	27.691	27.267	31.299	24.117	1'50.374	180,0	9:52'33.593
5	27.555	27.160	31.318	24.016	1'50.049	177,3	9:54'23.642
6	30.883	28.114	36.044	1'41.418	3'16.459P	177,6	9:57'40.101
7	42.394	27.590	31.950	24.204	2'06.138P	175,6	9:59'46.239
8	27.889	27.262	31.104	23.945	1'50.200	180,6	10:01'36.439
9	27.410	27.256	34.011	25.821	1'54.498C	177,0	10:03'30.937
10	27.863	27.048	31.093	24.538	1'50.542C	181,2	10:05'21.479

25° 43 H. KHOURI (1'50.305)

Lap	Seg1	Seg2	Seg3	Seg4	Lap Time	km/h	Local Time
1							9:49'31.585
2	27.842	27.454	31.279	24.637	1'51.212	176,5	9:51'22.797
3	27.977	27.502	31.560	24.258	1'51.297	174,8	9:53'14.094
4	27.886	27.812	31.528	24.425	1'51.651	175,6	9:55'05.745
5	27.979	28.168	36.736	24.088	1'56.971	177,0	9:57'02.716
6	27.571	27.288	31.335	24.111	1'50.305	178,8	9:58'53.021
7	27.684	27.447	31.262	24.132	1'50.525	180,9	10:00'43.546
8	30.210	30.940	32.228	24.529	1'57.907	172,0	10:02'41.453
9	28.806	28.333	37.109	26.624	2'00.872	180,0	10:04'42.325
10	27.757	27.612	34.104	24.111	1'53.584	176,2	10:06'35.909

21° 28 L. LEHMANN (1'50.067)

Lap	Seg1	Seg2	Seg3	Seg4	Lap Time	km/h	Local Time
1							9:46'17.840
2	44.941	28.650	32.129	25.334	2'11.054P	175,6	9:48'28.894
3	27.936	27.659	31.765	24.357	1'51.717	178,2	9:50'20.611
4	27.844	27.175	31.098	24.084	1'50.201	182,7	9:52'10.812
5	27.778	27.305	31.672	23.988	1'50.743	178,5	9:54'01.555
6	28.636	29.756	32.858	25.989	1'57.239	173,6	9:55'58.794
7	28.364	27.769	32.087	24.097	1'52.317	169,5	9:57'51.111
8	28.016	27.568	31.622	24.240	1'51.446	180,9	9:59'42.557
9	27.931	26.999	31.264	23.873	1'50.067	180,3	10:01'32.624
10	27.982	27.764	31.878	24.142	1'51.766	170,1	10:03'24.390
11	27.862	27.468	31.325	23.880	1'50.535	182,7	10:05'14.925

26° 2 I. GARCIA ABELLA (1'50.562)

Lap	Seg1	Seg2	Seg3	Seg4	Lap Time	km/h	Local Time
1							9:45'50.694
2	52.972	30.223	38.641	27.240	2'29.076P	159,5	9:48'19.770
3	28.217	27.669	32.333	26.366	1'54.585	174,2	9:50'14.355
4	27.833	27.591	32.145	24.299	1'51.868	175,9	9:52'06.223
5	29.431	30.607	32.424	24.351	1'56.813	177,0	9:54'03.036
6	27.902	27.473	32.228	24.932	1'52.535	179,1	9:55'55.571
7	31.469	29.764	31.749	24.170	1'57.152	179,7	9:57'52.723
8	27.898	27.443	31.505	24.115	1'50.961	179,4	9:59'43.684
9	27.920	27.357	31.752	24.356	1'51.385	176,2	10:01'35.069
10	28.648	27.734	33.891	25.816	1'56.089C	179,1	10:03'31.158
11	27.903	27.004	31.266	24.389	1'50.562	180,0	10:05'21.720

22° 41 M. GARCIA (1'50.078)

Lap	Seg1	Seg2	Seg3	Seg4	Lap Time	km/h	Local Time
1							9:46'41.663
2	42.744	28.323	31.595	28.166	2'10.828P	175,6	9:48'52.491
3	27.745	27.247	31.320	24.287	1'50.599	175,6	9:50'43.090
4	27.538	27.371	31.333	24.112	1'50.354	175,9	9:52'33.444
5	27.396	27.313	31.329	24.054	1'50.092	175,9	9:54'23.536
6	31.798	28.947	33.280	1'45.928	3'19.953P	174,2	9:57'43.489
7	43.619	27.459	31.581	24.153	2'06.812P	176,2	9:59'50.301
8	27.509	27.350	31.206	24.073	1'50.138	177,6	10:01'40.439
9	27.323	27.332	31.269	24.154	1'50.078	177,0	10:03'30.517
10	28.052	27.061	31.176	25.450	1'51.739	182,7	10:05'22.256

27° 35 Y. SAIZ MARQUEZ (1'50.700)

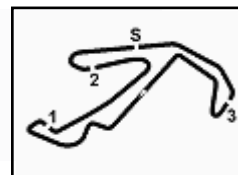
Lap	Seg1	Seg2	Seg3	Seg4	Lap Time	km/h	Local Time
1							9:47'08.428
2	27.799	27.709	31.760	24.380	1'51.648	174,8	9:49'00.076
3	27.610	27.423	31.720	24.256	1'51.009	172,2	9:50'51.085
4	27.978	27.777	31.883	2'22.715	3'50.353P	174,8	9:54'41.438
5	46.541	29.091	36.090	28.583	2'20.305P	151,3	9:57'01.743
6	28.939	27.730	31.541	24.229	1'52.439	175,9	9:58'54.182
7	27.995	27.364	31.203	24.138	1'50.700	180,3	10:00'44.882
8	27.754	27.378	33.199	24.218	1'52.549	158,6	10:02'37.431
9	29.766	33.674	34.250	26.506	2'04.196	158,8	10:04'41.627
10	27.992	27.431	32.333	24.779	1'52.535C	177,0	10:06'34.162

23° 23 S. MARKARIAN (1'50.178)

Lap	Seg1	Seg2	Seg3	Seg4	Lap Time	km/h	Local Time
1							9:45'23.822
2	41.980	27.963	39.099	25.713	2'14.755P	177,6	9:47'38.577
3	27.755	27.320	31.059	24.048	1'50.182	182,7	9:49'28.759

11/06/2022 P = Pits In/Dut - C = Lap Time Cancelled

These data/results cannot be reproduced, stored and/or transmitted in whole or in part by any manner of electronic, mechanical, photocopying, recording, broadcasting or otherwise now known or herein after developed without the previous express consent by the copyright owner, except for reproduction in daily press and regular printed publications on sale to the public within 60 days of the event related to those data/results and always provided that copyright symbol appears together



Pirelli Emilia-Romagna Round, 10-12 June 2022
Chronological Analysis Tissot Superpole

28° 88 D. MOGEDA (1'50.832)							
Lap	Seg.1	Seg.2	Seg.3	Seg.4	Lap Time	km/h	Local Time
1		28.011	31.809	24.259	179,7	9:49'31.830	
2	27.829	27.464	31.277	24.275	1'50.845	180,3	9:51'22.675
3	27.947	27.763	31.754	24.107	1'51.571	179,4	9:53'14.246
4	27.930	27.718	31.575	24.434	1'51.657	178,8	9:55'05.903
5	28.019	32.548	35.642	24.369	2'00.578	178,5	9:57'06.481
6	28.014	28.488	34.664	24.345	1'55.511	177,9	9:59'01.992
7	27.784	27.473	31.309	24.266	1'50.832	178,8	10:00'52.824
8	28.069	28.263	32.741	25.178	1'54.251	178,8	10:02'47.075
9	29.302	28.128	33.801	29.257	2'00.488	178,2	10:04'47.563
10	28.029	27.741	31.634	24.394	1'51.798	177,0	10:06'39.361

7	28.421	27.627	31.754	24.360	1'52.162	176,8	9:59'02.864
8	28.111	27.752	32.917	32.087	2'00.867	172,8	10:01'03.731
9	28.147	28.233	32.396	24.727	1'53.503	171,7	10:02'57.234
10	28.311	27.910	32.119	24.859	1'53.199	173,1	10:04'50.433
11	28.407	30.421	33.517	25.975	1'58.320	170,6	10:06'48.753

29° 69 T. ALBERTO (1'50.869)							
Lap	Seg.1	Seg.2	Seg.3	Seg.4	Lap Time	km/h	Local Time
1					2'10.459P	179,1	9:46'18.719
2	44.385	28.602	32.188	25.284	2'10.459P	179,1	9:48'29.178
3	28.001	27.128	31.413	24.333	1'50.875	180,3	9:50'20.053
4	27.803	27.362	32.014	24.030	1'51.209	166,4	9:52'11.262
5	27.730	27.356	32.567	24.492	1'52.145	170,6	9:54'03.407
6	27.740	28.186	35.931	25.037	1'56.894	177,9	9:56'00.301
7	27.610	27.329	31.462	24.254	1'50.655C	181,2	9:57'50.956
8	27.855	27.436	31.909	24.118	1'51.318	174,5	9:59'42.274
9	27.753	27.774	31.470	24.120	1'51.117	182,4	10:01'33.391
10	27.918	27.291	31.400	24.260	1'50.869	180,6	10:03'24.260
11	27.847	27.335	31.706	23.999	1'50.887	175,6	10:05'15.147

30° 93 M. GAGGI (1'50.912)							
Lap	Seg.1	Seg.2	Seg.3	Seg.4	Lap Time	km/h	Local Time
1					2'39.878P	129,5	9:45'39.665
2	56.305	33.804	40.348	29.421	2'39.878P	129,5	9:48'19.543
3	27.998	27.514	31.754	24.208	1'51.474	173,1	9:50'11.017
4	28.999	28.380	34.888	26.558	1'58.825	150,8	9:52'09.842
5	27.639	27.560	31.742	25.785	1'52.726	174,5	9:54'02.568
6	27.928	29.478	32.442	2'58.233	4'28.081P	169,8	9:58'30.649
7	47.540	30.215	32.166	24.128	2'14.049P	173,9	10:00'44.698
8	27.670	27.298	31.730	24.214	1'50.912	173,1	10:02'35.610
9	32.556	32.973	34.868	29.056	2'09.453C	157,4	10:04'45.063
10	27.585	26.743	31.220	24.439	1'49.987C	184,0	10:06'35.050

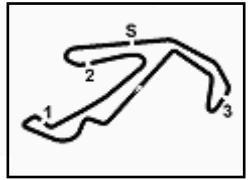
31° 81 I. PERISTERAS (1'50.958)							
Lap	Seg.1	Seg.2	Seg.3	Seg.4	Lap Time	km/h	Local Time
1					2'14.976P	174,5	9:46'38.723
2	47.236	28.143	31.746	27.851	2'14.976P	174,5	9:48'53.699
3	27.972	27.695	31.665	24.303	1'51.635	175,0	9:50'45.334
4	27.799	27.641	31.685	24.817	1'51.942	174,5	9:52'37.276
5	27.739	27.644	31.622	24.298	1'51.303	174,8	9:54'28.579
6	28.717	27.984	32.725	1'48.533	3'17.959P	176,8	9:57'46.538
7	43.703	27.514	31.910	24.401	2'07.528P	173,9	9:59'54.066
8	27.752	27.475	31.545	24.524	1'51.296	179,4	10:01'45.362
9	27.934	27.334	31.460	24.230	1'50.958	177,9	10:03'36.320
10	28.017	27.235	31.398	24.414	1'51.064	175,0	10:05'27.384

32° 18 I. OFFER (1'52.162)							
Lap	Seg.1	Seg.2	Seg.3	Seg.4	Lap Time	km/h	Local Time
1		29.228	33.765	26.162	169,3	9:47'40.793	
2	28.837	28.406	32.333	24.847	1'54.423	173,6	9:49'35.216
3	28.490	28.062	32.213	24.793	1'53.558	173,4	9:51'28.774
4	28.338	27.870	32.228	24.617	1'53.053	173,6	9:53'21.827
5	28.522	28.025	32.357	26.906	1'55.810	173,9	9:55'17.637
6	28.483	27.879	32.104	24.599	1'53.065	173,9	9:57'10.702

11/06/2022 P = Pits In/Out - C = Lap Time Cancelled

These data/results cannot be reproduced, stored and/or transmitted in whole or in part by any manner of electronic, mechanical, photocopying, recording, broadcasting or otherwise now known or herein after developed without the previous express consent by the copyright owner, except for reproduction in daily press and regular printed publications on sale to the public within 60 days of the event related to those data/results and always provided that copyright symbol appears together as follows below.

© DORNA WSBK ORGANIZATION Srl 2022



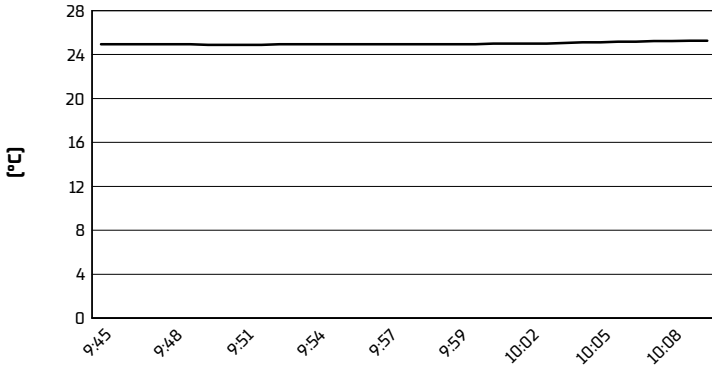
Misano Circuit Sic 58 4.226 m

Pirelli Emilia-Romagna Round, 10-12 June 2022

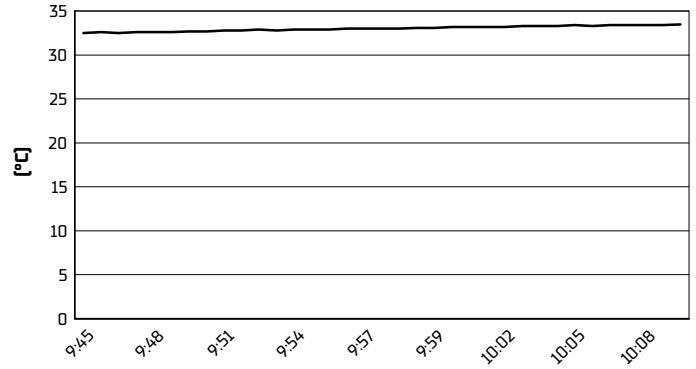
Weather Report Tissot Superpole

Session started 09:45 - Session ended 10:10

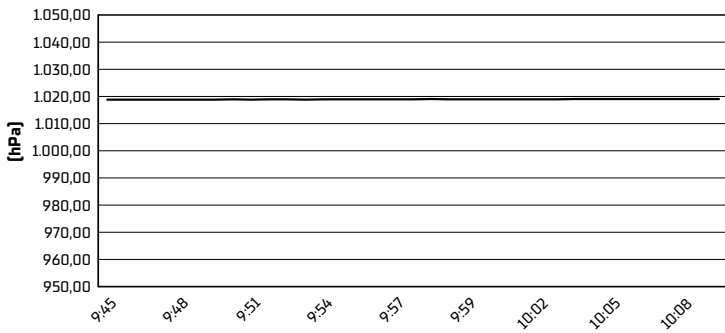
Air Temperature



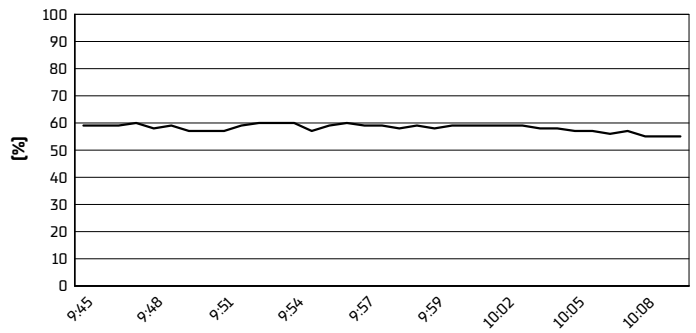
Track Temperature



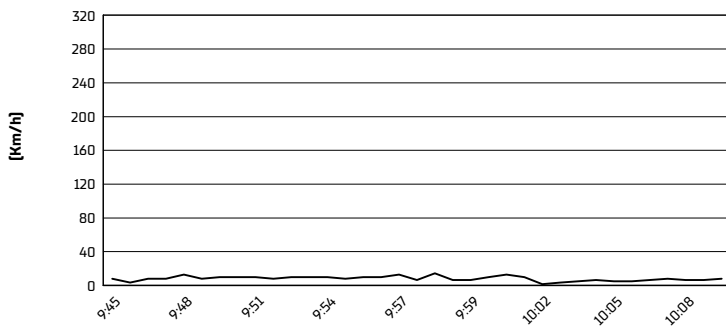
Air Pressure



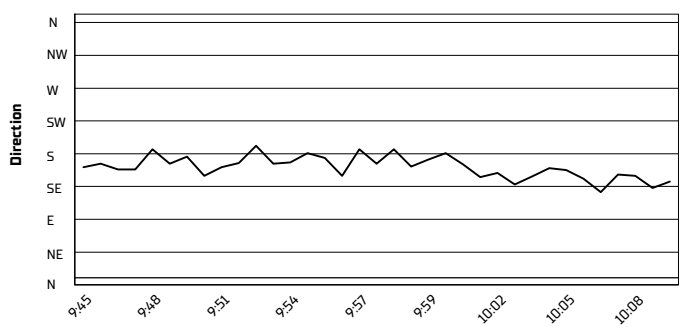
Humidity



Wind Speed



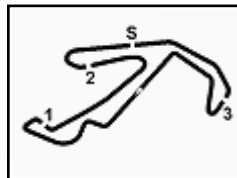
Wind Direction



11/06/2022

These data/results cannot be reproduced, stored and/or transmitted in whole or in part by any manner of electronic, mechanical, photocopying, recording, broadcasting or otherwise now known or herein after developed without the previous express consent by the copyright owner, except for reproduction in daily press and regular printed publications on sale to the public within 60 days of the event related to those data/results and always provided that copyright symbol appears together as follows below.

© DORNA WSBK ORGANIZATION Srl 2022



Pirelli Emilia-Romagna Round, 10-12 June 2022
Tissot Superpole Ranking

Misano Circuit Sic 58 4.226 m

	2019	2020	2021	2022
01 Aragon	Gonzalez [Esp] Kaw 2'06.938 [144,0 Km/h]	Buis [Ned] Kaw 2'05.739 [145,4 Km/h]	Kawakami [Bra] Yam 2'06.498 [144,5 Km/h]	Garcia [Esp] Yam 2'06.908 [144,0 Km/h]
02 Assen	Hendra Pratama [Ina] Yam 1'51.475 [146,7 Km/h]		Steeman [Ned] Ktm 1'48.767 [150,3 Km/h]	Steeman [Ned] Kaw 1'48.961 [150,1 Km/h]
03 Estoril		Kalinin [Ukr] Kaw 1'50.798 [135,9 Km/h]		Okaya [Jpn] Kaw 1'50.476 [136,3 Km/h]
04 Misano	Gonzalez [Esp] Kaw 1'49.646 [138,8 Km/h]		Sofuoglu [Tur] Yam 1'49.073 [139,5 Km/h]	Vannucci [Ita] Yam 1'48.501 [140,2 Km/h]
05 Most			Steeman [Ned] Ktm 1'46.871 [141,9 Km/h]	
06 Magny-Cours	Deroue [Ned] Kaw 2'01.155 [131,1 Km/h]	Booth-Amos [Gbr] Kaw 2'05.312 [126,7 Km/h]	Huertas [Esp] Kaw 1'52.918 [140,6 Km/h]	
07 Barcelona		Booth-Amos [Gbr] Kaw 1'56.227 [143,3 Km/h]	Iglesias [Esp] Kaw 1'55.451 [144,3 Km/h]	
08 Portimao	Gonzalez [Esp] Kaw 1'55.345 [143,3 Km/h]	Okaya [Jpn] Kaw 1'56.406 [142,0 Km/h]	Huertas [Esp] Kaw 1'55.466 [143,2 Km/h]	

2022

- 1 M. Vannucci
- 1 Y. Okaya
- 1 V. Steeman
- 1 M. Garcia

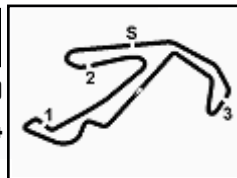
ALL TIMES

- 5 M. Perez
- 4 V. Steeman
- 3 A. Carrasco
- 3 A. Coppola
- 3 S. Deroue
- 3 M. Gonzalez
- 3 G. Hendra Pratama
- 3 A. Huertas
- 2 T. Booth-Amos
- 2 M. Garcia
- 2 T. Kawakami
- 2 Y. Okaya
- 2 B. Sofuoglu
- 1 J. Buis
- 1 T. Edwards
- 1 I. Iglesias
- 1 N. Kalinin
- 1 M. Kawakami
- 1 A. Muel
- 1 B. Sanchez
- 1 M. Vannucci

11/06/2022

These data/results cannot be reproduced, stored and/or transmitted in whole or in part by any manner of electronic, mechanical, photocopying, recording, broadcasting or otherwise now known or herein after developed without the previous express consent by the copyright owner, except for reproduction in daily press and regular printed publications on sale to the public within 60 days of the event related to those data/results and always provided that copyright symbol appears together as follows below.

© DORNA WSBK ORGANIZATION Srl 2022


Pirelli Emilia-Romagna Round, 10-12 June 2022
Tissot Superpole Award

Misano Circuit Sic 58 4.226 m

	Points	Points From First	Points From Previous	April 10 ARAGON	April 24 ASSEN	May 22 ESTORIL	June 12 MISANO	July 12 MOST	September 11 MAGNY-COURS	September 25 BARCELONA	October 9 PORTIMAO								
1 STEEMAN Victor (NED)	31			6	12	4	9												
2 IGLESIAS Inigo (ESP)	28	3		9	7	5	7												
3 GARCIA Marc (ESP)	23	8	5	12	2	9													
4 VANNUCCI Matteo (ITA)	20	11	3		5	3	12												
5 OKAYA Yuta (JPN)	19	12	1	5		12	2												
6 DI SORA Samuel (FRA)	19	12	0		9	7	3												
7 IERACI Bruno (ITA)	10	21	9		6		4												
8 DIAZ Alvaro (ESP)	8	23	2	7		1													
9 ZANCA Alessandro (ITA)	8	23	0			2	6												
10 SABATUCCI Kevin (ITA)	6	25	2			6													
11 GEIGER Dirk (GER)	6	25	0	2	4														
12 COPPOLA Alfonso (ITA)	5	26	1				5												
13 DE CANCELLIS Hugo (FRA)	4	27	1	4															
14 SVOBODA Petr (CZE)	3	28	1		3														
15 GAGGI Marco (ITA)	3	28	0	3															
16 MASTROLUCA Gabriele (ITA)	1	30	2				1												
17 SEABRIGHT Fenton (GBR)	1	30	0		1														
18 BIJMAN Ruben (NED)	1	30	0	1															

11/06/2022 Odd points columns: Tissot Superpole Even points columns: Tissot Superpole Race

These data/results cannot be reproduced, stored and/or transmitted in whole or in part by any manner of electronic, mechanical, photocopying, recording, broadcasting or otherwise now known or herein after developed without the previous express consent by the copyright owner, except for reproduction in daily press and regular printed publications on sale to the public within 60 days of the event related to those data/results and always provided that copyright symbol appears together as follows below.

© DORNA WSBK ORGANIZATION Srl 2022