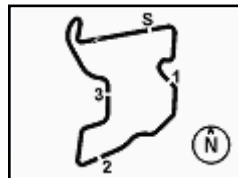


PERTAMINA MANDALIKA STREET CIRCUIT				
LENGTH:	4,300 km	2,671 mi		
Loop	ID	OC	GPS	
		ms	LAT	LON
Pit In	3	15	8,89554 S	116,30149 E
Pit Out	18	90	8,89488 S	116,30590 E
Speed	20	100	8,89504 S	116,30599 E
FL.1	41	205	8,89551 S	116,30858 E
I1	22	110	8,89862 S	116,30859 E
I2	24	120	8,90516 S	116,30309 E
I2.1	42	210	8,90450 S	116,30207 E
I3	26	130	8,90008 S	116,30398 E
I3.1	43	215	8,89743 S	116,30125 E
I3.2	44	220	8,89519 S	116,30129 E
FL	30	150	8,89592 S	116,30283 E

LLP = Long Lap Penalty
PS = Practice Start board

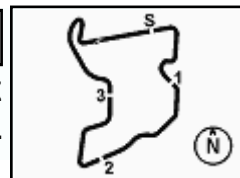


Pertamina Mandalika Circuit 4.301 m

Pirelli Indonesian Round, 11-13 November 2022

Biographical Entry List

No.	Rider (Abbreviation)	Nat	Bike	Wins 2022	Podiums 2022	Pole 2022	Races 2022	Tyres	Class
	Age Date of Birth Place of Birth		Team						
1	1 RAZGATLIOGLU Toprak (Raz) 26 16/10/1996 Alanya	TUR	Yamaha YZF R1 Pata Yamaha with Brixx WorldSBK	29 11	77 24	7 3	150 30	Pirelli	
2	3 NOZANE Kohta (Noz) 27 29/10/1995 Chiba Japan	JPN	Yamaha YZF R1 GYTR GRT Yamaha WorldSBK Team				64 30	Pirelli	IND
3	5 OETTL Philipp (Oet) 26 03/05/1996 Bad Reichenhall	GER	Ducati Panigale V4R Team Gooleven				27 27	Pirelli	IND
4	7 LECUONA Iker (Lec) 22 06/01/2000 Valencia	ESP	Honda CBR1000 RR-R Team HRC		1 1	1 1	30 30	Pirelli	
5	11 SMITH Kyle (Smi) 31 16/09/1991 Huddersfield	GBR	Kawasaki ZX-10RR TPR Team Pedercini Racing					Pirelli	IND
6	12 FORES Xavi (For) 37 16/09/1985 Llombai	ESP	Ducati Panigale V4R BARNI Spark Racing Team		6		121 6	Pirelli	IND
7	19 BAUTISTA Alvaro (Bau) 37 21/11/1984 Talavera de la Reina	ESP	Ducati Panigale V4R Arubait Racing - Ducati	30 14	54 27	5 1	127 30	Pirelli	
8	21 RINALDI Michael Ruben (Rin) 26 21/12/1995 Rimini	ITA	Ducati Panigale V4R Arubait Racing - Ducati	4	14 4		144 30	Pirelli	
9	22 LOWES Alex (Low) 32 14/09/1990 Lincoln	GBR	Kawasaki ZX-10RR Kawasaki Racing Team WorldSBK	2	31 2	1	249 29	Pirelli	
10	31 GERLOFF Garrett (Ger) 27 01/08/1995 Spring	USA	Yamaha YZF R1 GYTR GRT Yamaha WorldSBK Team		6 1		86 27	Pirelli	IND
11	35 SYHRIN Hafizh (Sya) 28 05/05/1994 Selagor	MAS	Honda CBR1000 RR-R MIE Racing Honda Team				24 24	Pirelli	IND
12	36 MERCADO Leandro (Mer) 30 15/02/1992 Cordoba	ARG	Honda CBR1000 RR-R MIE Racing Honda Team				185 30	Pirelli	IND
13	44 MAHIAS Lucas (Mah) 33 14/04/1989 Mont de Marsan	FRA	Kawasaki ZX-10RR Kawasaki Puccetti Racing				49 26	Pirelli	IND
14	45 REDDING Scott (Red) 29 04/01/1993 Gloucester	GBR	BMW M1000RR BMW Motorrad WorldSBK Team	12	40 3	2	91 30	Pirelli	
15	47 BASSANI Axel (Bas) 23 24/07/1999 Feltre	ITA	Ducati Panigale V4R Motocorsa Racing		4 3		67 30	Pirelli	IND
16	50 LAVERTY Eugene (Lav) 36 03/06/1986 Toomebridge	IRL	BMW M1000RR Bonovo Action BMW	13	35	4	242 26	Pirelli	IND
17	52 KONIG Oliver (Kon) 20 18/03/2002 Praha	CZE	Kawasaki ZX-10RR Orelac Racing Verdnatura				31 30	Pirelli	IND
18	55 LOCATELLI Andrea (Loc) 26 16/10/1996 Alzano Lombardo	ITA	Yamaha YZF R1 Pata Yamaha with Brixx WorldSBK		5 1		67 30	Pirelli	
19	60 VAN DER MARK Michael (vdM) 30 26/10/1992 Gouda	NED	BMW M1000RR BMW Motorrad WorldSBK Team	5	40	1	213 15	Pirelli	
20	65 REA Jonathan (Rea) 35 02/02/1987 Ballymena	GBR	Kawasaki ZX-10RR Kawasaki Racing Team WorldSBK	117 5	239 24	40 5	371 30	Pirelli	
21	76 BAZ Loris (Baz) 29 01/02/1993 Sallanches	FRA	BMW M1000RR Bonovo Action BMW	2	20	2	168 30	Pirelli	IND
22	97 VIERGE Xavi (Vie) 25 30/04/1997 Barcelona	ESP	Honda CBR1000 RR-R Team HRC				30 30	Pirelli	



Pirelli Indonesian Round, 11-13 November 2022

Results Free Practice 1st Session

Pertamina Mandalika Circuit 4.301 m

1 / 2

No.	Rider	Nat	Team	Bike	Class	Time	Gap	Rel.	Laps	Speed	
										Avg	Max
1	1 T. RAZGATLIOGLU	TUR	Pata Yamaha with Brix WorldSBK	Yamaha YZF R1		1'36.938			12	159,727	279,1
2	7 I. LECUDNA	ESP	Team HRC	Honda CBR1000 RR-R		1'37.127	0.189	0.189	18	159,416	283,5
3	19 A. BAUTISTA	ESP	Aruba.it Racing - Ducati	Ducati Panigale V4R		1'37.509	0.571	0.382	19	158,791	287,2
4	60 M. VAN DER MARK	NED	BMW Motorrad WorldSBK Team	BMW M1000RR		1'37.719	0.781	0.210	14	158,450	279,8
5	97 X. VIERGE	ESP	Team HRC	Honda CBR1000 RR-R		1'37.882	0.944	0.163	17	158,186	287,2
6	55 A. LOCATELLI	ITA	Pata Yamaha with Brix WorldSBK	Yamaha YZF R1		1'37.913	0.975	0.031	14	158,136	280,5
7	21 M. RINALDI	ITA	Aruba.it Racing - Ducati	Ducati Panigale V4R		1'37.932	0.994	0.019	15	158,106	281,3
8	65 J. REA	GBR	Kawasaki Racing Team WorldSBK	Kawasaki ZX-10RR		1'37.965	1.027	0.033	13	158,052	280,5
9	45 S. REDDING	GBR	BMW Motorrad WorldSBK Team	BMW M1000RR		1'38.052	1.114	0.087	15	157,912	282,7
10	11 K. SMITH	GBR	TPR Team Pedercini Racing	Kawasaki ZX-10RR	IND	1'38.114	1.176	0.062	18	157,812	274,8
11	22 A. LOWES	GBR	Kawasaki Racing Team WorldSBK	Kawasaki ZX-10RR		1'38.694	1.756	0.580	13	156,885	282,0
12	44 L. MAHIAS	FRA	Kawasaki Puccetti Racing	Kawasaki ZX-10RR	IND	1'38.697	1.759	0.003	15	156,880	275,5
13	5 P. OETTL	GER	Team GoEleven	Ducati Panigale V4R	IND	1'38.849	1.911	0.152	14	156,639	282,0
14	47 A. BASSANI	ITA	Motocorsa Racing	Ducati Panigale V4R	IND	1'38.869	1.931	0.020	14	156,607	280,5
15	35 H. SYHRIN	MAS	MIE Racing Honda Team	Honda CBR1000 RR-R	IND	1'39.004	2.066	0.135	14	156,394	273,4
16	31 G. GERLOFF	USA	GYTR GRT Yamaha WorldSBK Team	Yamaha YZF R1	IND	1'39.147	2.209	0.143	15	156,168	277,6
17	52 O. KONIG	CZE	Orelac Racing Verdnatura	Kawasaki ZX-10RR	IND	1'39.360	2.422	0.213	19	155,833	276,9
18	76 L. BAZ	FRA	Bonovo Action BMW	BMW M1000RR	IND	1'39.444	2.506	0.084	18	155,702	280,5
19	36 L. MERCADO	ARG	MIE Racing Honda Team	Honda CBR1000 RR-R	IND	1'39.749	2.811	0.305	18	155,226	278,4
20	12 X. FORES	ESP	BARNI Spark Racing Team	Ducati Panigale V4R	IND	1'39.754	2.816	0.005	17	155,218	279,8
21	3 K. NOZANE	JPN	GYTR GRT Yamaha WorldSBK Team	Yamaha YZF R1	IND	1'40.704	3.766	0.950	17	153,754	275,5
22	50 E. LAVERTY	IRL	Bonovo Action BMW	BMW M1000RR	IND	1'41.630	4.692	0.926	18	152,353	284,2

Qualifying Lap Time (105% of 1'36.938): 1'41.785

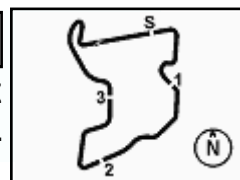
AIR	Humidity:	58%	Temp:	35°C
TRACK	Condition:	Dry	Temp:	53°C

Records	Pole	(SP)	2021 T.Razgatioglu	1'32.877	166,710	Km/h
	Race	(RC1)	2021 T.Razgatioglu	1'34.288	164,220	Km/h
	All Times	(SP)	2021 T.Razgatioglu	1'32.877	166,710	Km/h

Start 11/11/2022 10:05 End 10:54 The results are provisional until the end of the time limit for protests and appeals and the completion of the technical checks.

These data/results cannot be reproduced, stored and/or transmitted in whole or in part by any manner of electronic, mechanical, photocopying, recording, broadcasting or otherwise now known or herein after developed without the previous express consent by the copyright owner, except for reproduction in daily press and regular printed publications on sale to the public within 60 days of the event related to those data/results and always provided that copyright symbol appears together as follows below.

© DORNA WSBK ORGANIZATION Srl 2022



Pirelli Indonesian Round, 11-13 November 2022

Results Free Practice 1st Session

Pertamina Mandalika Circuit 4.301 m

2 / 2

Session Highlights

Local Time	No. Rider	Description
10.05.00		Start
10.06.28		WorldSBK Pit Intervention Time: Imin 2secs
10.07.21	36 L. MERCADO	Check Transponder
10.10.07	44 L. MAHIAS	Current Lap Cancelled - Exceeded Track Limits - Turn 8
10.13.43	76 L. BAZ	Current Lap Cancelled - Exceeded Track Limits - Turn 14
10.16.26	35 H. SYAHRIN	Current Lap Cancelled - Exceeded Track Limits - Turn 9
10.18.00	60 M. VAN DER MARK	Current Lap Cancelled - Exceeded Track Limits - Turn 8
10.18.01	22 A. LOWES	Current Lap Cancelled - Exceeded Track Limits - Turn 8
10.20.01	31 G. GERLOFF	Current Lap Cancelled - Exceeded Track Limits - Turn 14
10.24.09	36 L. MERCADO	Check Transponder
10.24.17	5 P. OETTL	Current Lap Cancelled - Exceeded Track Limits - Turn 14
10.29.50	22 A. LOWES	Current Lap Cancelled - Exceeded Track Limits - Turn 8
10.37.37	35 H. SYAHRIN	Current Lap Cancelled - Exceeded Track Limits - Turn 8
10.38.15	21 M. RINALDI	On the Gravel - Re-Joined - Turn 15
10.38.35	1 T. RAZGATLIOGLU	Current Lap Cancelled - Exceeded Track Limits - Turn 8
10.41.07		IATC FP1 Pit Lane Will Open at 11.10
10.44.35	35 H. SYAHRIN	Current Lap Cancelled - Exceeded Track Limits - Turn 8
10.45.31	76 L. BAZ	Current Lap Cancelled - Exceeded Track Limits - Turn 14
10.47.08	22 A. LOWES	Current Lap Cancelled - Exceeded Track Limits - Turn 8
10.47.49	3 K. NOZANE	Current Lap Cancelled - Exceeded Track Limits - Turn 8
10.48.35	45 S. REDDING	Current Lap Cancelled - Exceeded Track Limits - Turn 8
10.49.40	3 K. NOZANE	Current Lap Cancelled - Exceeded Track Limits - Turn 8
10.49.53	7 I. LECUONA	Current Lap Cancelled - Exceeded Track Limits - Turn 9
10.54.13		End Of Session

Fastest Laps Sequence

No.	Rider	Nat	Team	Bike	Local Time	Time	Gap	Avg
35	H. SYAHRIN	MAS	MIE Racing Honda Team	Honda CBR1000 RR-R	10:08'43.726	1'44.266		148,501
7	I. LECUONA	ESP	Team HRC	Honda CBR1000 RR-R	10:08'51.257	1'43.989	-0.277	148,897
44	L. MAHIAS	FRA	Kawasaki Puccetti Racing	Kawasaki ZX-10RR	10:09'24.946	1'43.150	-0.839	150,108
21	M. RINALDI	ITA	Aruba.it Racing - Ducati	Ducati Panigale V4R	10:10'06.363	1'42.479	-0.671	151,090
35	H. SYAHRIN	MAS	MIE Racing Honda Team	Honda CBR1000 RR-R	10:10'24.539	1'40.813	-1.666	153,587
7	I. LECUONA	ESP	Team HRC	Honda CBR1000 RR-R	10:12'12.656	1'40.490	-0.323	154,081
35	H. SYAHRIN	MAS	MIE Racing Honda Team	Honda CBR1000 RR-R	10:13'55.264	1'39.647	-0.843	155,385
1	T. RAZGATLIOGLU	TUR	Pata Yamaha with Brixx WorldSBK	Yamaha YZF R1	10:14'03.991	1'39.017	-0.630	156,373
35	H. SYAHRIN	MAS	MIE Racing Honda Team	Honda CBR1000 RR-R	10:15'34.268	1'39.004	-0.013	156,394
1	T. RAZGATLIOGLU	TUR	Pata Yamaha with Brixx WorldSBK	Yamaha YZF R1	10:15'42.469	1'38.478	-0.526	157,229
1	T. RAZGATLIOGLU	TUR	Pata Yamaha with Brixx WorldSBK	Yamaha YZF R1	10:17'19.897	1'37.428	-1.050	158,924
1	T. RAZGATLIOGLU	TUR	Pata Yamaha with Brixx WorldSBK	Yamaha YZF R1	10:20'34.687	1'36.938	-0.490	159,727

Start 11/11/2022 10:05 End 10:54 The results are provisional until the end of the time limit for protests and appeals and the completion of the technical checks.

These data/results cannot be reproduced, stored and/or transmitted in whole or in part by any manner of electronic, mechanical, photocopying, recording, broadcasting or otherwise now known or herein after developed without the previous express consent by the copyright owner, except for reproduction in daily press and regular printed publications on sale to the public within 60 days of the event related to those data/results and always provided that copyright symbol appears together as follows below.

© DORNA WSBK ORGANIZATION Srl 2022

Pirelli Indonesian Round, 11-13 November 2022

Best Sectors & Speed Free Practice 1st Session

BEST LAP			
1	1	T. RAZGATLIOGLU	Yamaha YZF R1 1'36.938
2	7	I. LECUONA	Honda CBR1000 RR-R 1'37.127
3	19	A. BAUTISTA	Ducati Panigale V4R 1'37.509
4	60	M. VAN DER MARK	BMW M1000RR 1'37.719
5	97	X. VIERGE	Honda CBR1000 RR-R 1'37.882
6	55	A. LOCATELLI	Yamaha YZF R1 1'37.913
7	21	M. RINALDI	Ducati Panigale V4R 1'37.932
8	65	J. REA	Kawasaki ZX-10RR 1'37.965
9	45	S. REDDING	BMW M1000RR 1'38.052
10	11	K. SMITH	Kawasaki ZX-10RR 1'38.114
11	22	A. LOWES	Kawasaki ZX-10RR 1'38.694
12	44	L. MAHIAS	Kawasaki ZX-10RR 1'38.697
13	5	P. OETTL	Ducati Panigale V4R 1'38.849
14	47	A. BASSANI	Ducati Panigale V4R 1'38.869
15	35	H. SYHRIN	Honda CBR1000 RR-R 1'39.004
16	31	G. GERLOFF	Yamaha YZF R1 1'39.147
17	52	D. KONIG	Kawasaki ZX-10RR 1'39.360
18	76	L. BAZ	BMW M1000RR 1'39.444
19	36	L. MERCADO	Honda CBR1000 RR-R 1'39.749
20	12	X. FORES	Ducati Panigale V4R 1'39.754
21	3	K. NOZANE	Yamaha YZF R1 1'40.704
22	50	E. LAVERTY	BMW M1000RR 1'41.630

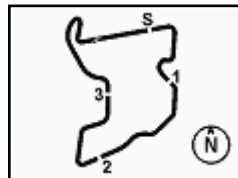
SPEED			
1	19	A. BAUTISTA	Ducati Panigale V4R 287,2
2	97	X. VIERGE	Honda CBR1000 RR-R 287,2
3	50	E. LAVERTY	BMW M1000RR 284,2
4	7	I. LECUONA	Honda CBR1000 RR-R 283,5
5	45	S. REDDING	BMW M1000RR 282,7
6	5	P. OETTL	Ducati Panigale V4R 282,0
7	22	A. LOWES	Kawasaki ZX-10RR 282,0
8	21	M. RINALDI	Ducati Panigale V4R 281,3
9	76	L. BAZ	BMW M1000RR 280,5
10	65	J. REA	Kawasaki ZX-10RR 280,5
11	55	A. LOCATELLI	Yamaha YZF R1 280,5
12	47	A. BASSANI	Ducati Panigale V4R 280,5
13	12	X. FORES	Ducati Panigale V4R 279,8
14	60	M. VAN DER MARK	BMW M1000RR 279,8
15	1	T. RAZGATLIOGLU	Yamaha YZF R1 279,1
16	36	L. MERCADO	Honda CBR1000 RR-R 278,4
17	31	G. GERLOFF	Yamaha YZF R1 277,6
18	52	D. KONIG	Kawasaki ZX-10RR 276,9
19	44	L. MAHIAS	Kawasaki ZX-10RR 275,5
20	3	K. NOZANE	Yamaha YZF R1 275,5
21	11	K. SMITH	Kawasaki ZX-10RR 274,8
22	35	H. SYHRIN	Honda CBR1000 RR-R 273,4

SEG. 1			SEG. 2			SEG. 3			SEG. 4						
1	1	T. RAZGATLIOGLU	27.148	1	21	M. RINALDI	19.680	1	1	T. RAZGATLIOGLU	19.948	1	7	I. LECUONA	29.794
2	65	J. REA	27.169	2	19	A. BAUTISTA	19.871	2	7	I. LECUONA	19.973	2	1	T. RAZGATLIOGLU	29.851
3	60	M. VAN DER MARK	27.235	3	65	J. REA	19.932	3	19	A. BAUTISTA	19.977	3	55	A. LOCATELLI	30.033
4	21	M. RINALDI	27.249	4	97	X. VIERGE	19.938	4	60	M. VAN DER MARK	20.070	4	65	J. REA	30.056
5	19	A. BAUTISTA	27.262	5	11	K. SMITH	19.952	5	21	M. RINALDI	20.143	5	60	M. VAN DER MARK	30.070
6	7	I. LECUONA	27.265	6	47	A. BASSANI	19.976	6	55	A. LOCATELLI	20.151	6	45	S. REDDING	30.075
7	55	A. LOCATELLI	27.320	7	1	T. RAZGATLIOGLU	19.991	7	97	X. VIERGE	20.224	7	19	A. BAUTISTA	30.198
8	97	X. VIERGE	27.423	8	55	A. LOCATELLI	19.999	8	45	S. REDDING	20.231	8	97	X. VIERGE	30.297
9	22	A. LOWES	27.437	9	5	P. OETTL	20.002	9	11	K. SMITH	20.277	9	11	K. SMITH	30.331
10	11	K. SMITH	27.497	10	22	A. LOWES	20.009	10	65	J. REA	20.306	10	35	H. SYHRIN	30.398
11	47	A. BASSANI	27.557	11	44	L. MAHIAS	20.010	11	22	A. LOWES	20.337	11	5	P. OETTL	30.428
12	76	L. BAZ	27.582	12	7	I. LECUONA	20.027	12	44	L. MAHIAS	20.373	12	44	L. MAHIAS	30.439
13	31	G. GERLOFF	27.602	13	45	S. REDDING	20.033	13	76	L. BAZ	20.403	13	21	M. RINALDI	30.441
14	5	P. OETTL	27.619	14	60	M. VAN DER MARK	20.094	14	35	H. SYHRIN	20.435	14	31	G. GERLOFF	30.479
15	44	L. MAHIAS	27.637	15	31	G. GERLOFF	20.196	15	12	X. FORES	20.485	15	76	L. BAZ	30.569
16	45	S. REDDING	27.705	16	35	H. SYHRIN	20.266	16	52	D. KONIG	20.533	16	47	A. BASSANI	30.595
17	3	K. NOZANE	27.722	17	52	D. KONIG	20.438	17	5	P. OETTL	20.539	17	52	D. KONIG	30.607
18	36	L. MERCADO	27.754	18	76	L. BAZ	20.491	18	47	A. BASSANI	20.553	18	36	L. MERCADO	30.654
19	35	H. SYHRIN	27.757	19	36	L. MERCADO	20.496	19	31	G. GERLOFF	20.573	19	12	X. FORES	30.689
20	52	D. KONIG	27.782	20	12	X. FORES	20.544	20	3	K. NOZANE	20.697	20	22	A. LOWES	30.809
21	12	X. FORES	27.893	21	3	K. NOZANE	21.086	21	36	L. MERCADO	20.753	21	3	K. NOZANE	30.863
22	50	E. LAVERTY	28.121	22	50	E. LAVERTY	21.161	22	50	E. LAVERTY	20.980	22	50	E. LAVERTY	31.089

11/11/2022

These data/results cannot be reproduced, stored and/or transmitted in whole or in part by any manner of electronic, mechanical, photocopying, recording, broadcasting or otherwise now known or herein after developed without the previous express consent by the copyright owner, except for reproduction in daily press and regular printed publications on sale to the public within 60 days of the event related to those data/results and always provided that copyright symbol appears together as follows below.

© DORNA WSBK ORGANIZATION Srl 2022



Pirelli Indonesian Round, 11-13 November 2022

Ideal Times Free Practice 1st Session

No.	Rider	Nat	Bike	Seg. 1	Seg. 2	Seg. 3	Seg. 4	Ideal Time			
				Diff. 1	Diff. 2	Diff. 3	Diff. 4	Best Lap	Pos.	Diff.	
1	1 T. RAZGATLIOGLU	TUR	Yamaha YZF R1	27.148	19.991	19.948	29.851	1'36.938	1'36.938	1	
2	7 I. LECUONA	ESP	Honda CBR1000 RR-R	27.265	20.027 +0.023	19.973 +0.045	29.794	1'37.059	1'37.127	2	0.068
3	19 A. BAUTISTA	ESP	Ducati Panigale V4R	27.262	19.871 +0.173	19.977	30.198 +0.028	1'37.308	1'37.509	3	0.201
4	65 J. REA	GBR	Kawasaki ZX-10RR	27.169 +0.099	19.932 +0.243	20.306 +0.160	30.056	1'37.463	1'37.965	8	0.502
5	60 M. VAN DER MARK	NED	BMW M1000RR	27.235	20.094	20.070	30.070 +0.250	1'37.469	1'37.719	4	0.250
6	55 A. LOCATELLI	ITA	Yamaha YZF R1	27.320 +0.074	19.999 +0.218	20.151 +0.118	30.033	1'37.503	1'37.913	6	0.410
7	21 M. RINALDI	ITA	Ducati Panigale V4R	27.249 +0.087	19.680	20.143 +0.332	30.441	1'37.513	1'37.932	7	0.419
8	97 X. VIERGE	ESP	Honda CBR1000 RR-R	27.423	19.938	20.224	30.297	1'37.882	1'37.882	5	
9	45 S. REDDING	GBR	BMW M1000RR	27.705	20.033	20.231	30.075 +0.008	1'38.044	1'38.052	9	0.008
10	11 K. SMITH	GBR	Kawasaki ZX-10RR	27.497	19.952	20.277 +0.057	30.331	1'38.057	1'38.114	10	0.057
11	44 L. MAHIAS	FRA	Kawasaki ZX-10RR	27.637 +0.090	20.010 +0.148	20.373	30.439	1'38.459	1'38.697	12	0.238
12	5 P. OETTL	GER	Ducati Panigale V4R	27.619	20.002 +0.148	20.539 +0.113	30.428	1'38.588	1'38.849	13	0.261
13	22 A. LOWES	GBR	Kawasaki ZX-10RR	27.437 +0.056	20.009 +0.046	20.337	30.809	1'38.592	1'38.694	11	0.102
14	47 A. BASSANI	ITA	Ducati Panigale V4R	27.557	19.976 +0.162	20.553	30.595 +0.026	1'38.681	1'38.869	14	0.188
15	31 G. GERLOFF	USA	Yamaha YZF R1	27.602 +0.108	20.196	20.573 +0.059	30.479 +0.130	1'38.850	1'39.147	16	0.297
16	35 H. SYAHRIN	MAS	Honda CBR1000 RR-R	27.757 +0.045	20.266	20.435 +0.103	30.398	1'38.856	1'39.004	15	0.148
17	76 L. BAZ	FRA	BMW M1000RR	27.582	20.491 +0.252	20.403 +0.071	30.569 +0.076	1'39.045	1'39.444	18	0.399
18	52 O. KONIG	CZE	Kawasaki ZX-10RR	27.782	20.438	20.533	30.607	1'39.360	1'39.360	17	
19	12 X. FORES	ESP	Ducati Panigale V4R	27.893 +0.091	20.544	20.485	30.689 +0.052	1'39.611	1'39.754	20	0.143
20	36 L. MERCADO	ARG	Honda CBR1000 RR-R	27.754	20.496 +0.092	20.753	30.654	1'39.657	1'39.749	19	0.092
21	3 K. NOZANE	JPN	Yamaha YZF R1	27.722 +0.237	21.086 +0.099	20.697	30.863	1'40.368	1'40.704	21	0.336
22	50 E. LAVERTY	IRL	BMW M1000RR	28.121	21.161	20.980	31.089 +0.279	1'41.351	1'41.630	22	0.279
Overall Ideal Time				27.148	19.680	19.948	29.794	1'36.570			

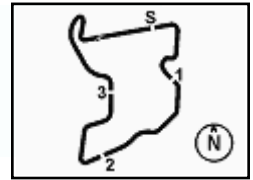
11/11/2022

These data/results cannot be reproduced, stored and/or transmitted in whole or in part by any manner of electronic, mechanical, photocopying, recording, broadcasting or otherwise now known or herein after developed without the previous express consent by the copyright owner, except for reproduction in daily press and regular printed publications on sale to the public within 60 days of the event related to those data/results and always provided that copyright symbol appears together as follows below.

© DORNA WSBK ORGANIZATION Srl 2022

FIGR PERUGIA TIMING





Pirelli Indonesian Round, 11-13 November 2022

Chronological Analysis Free Practice 1st Session

Pertamina Mandalika Circuit 4.301 m

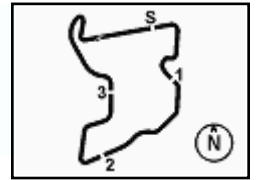
1 / 4

1° 1. T. RAZGATLIOGLU [1'36.938]								4° 60 M. VAN DER MARK [1'37.719]							
Lap	Seg.1	Seg.2	Seg.3	Seg.4	Lap Time	km/h	Local Time	Lap	Seg.1	Seg.2	Seg.3	Seg.4	Lap Time	km/h	Local Time
1		22.014	22.714	32.238			10:10'44.389	1		23.966	22.958	33.172			10:07'04.834
2	28.147	20.898	20.553	30.987	1'40.585	275,5	10:12'24.974	2	29.681	22.095	21.891	31.734	1'45.401	233,3	10:08'50.235
3	27.687	20.334	20.316	30.680	1'39.017	277,6	10:14'03.991	3	28.674	21.417	20.743	30.790	1'41.624	253,5	10:10'31.859
4	27.622	20.333	20.246	30.277	1'38.478	279,1	10:15'42.469	4	28.169	21.015	20.631	31.420	1'41.235	271,4	10:12'13.094
5	27.182	20.143	20.092	30.011	1'37.428	278,4	10:17'19.897	5	28.112	21.121	20.649	30.856	1'40.738	268,7	10:13'53.832
6	27.350	20.286	20.176	30.040	1'37.852	279,1	10:18'57.749	6	27.933	20.753	20.758	31.839	1'41.283	274,8	10:15'35.115
7	27.148	19.991	19.948	29.851	1'36.938	279,1	10:20'34.687	7	28.022	20.779	20.685	30.990	1'40.476	270,7	10:17'15.591
8	28.495	21.609	21.051	36.592	1'47.747P	279,1	10:22'22.434	8	27.892	24.591	21.356	31.466	1'45.305C	277,6	10:19'00.896
9	11'00.088	20.251	20.488	31.230	12'12.057P		10:34'34.491	9	27.706	20.735	20.749	30.680	1'39.870	277,6	10:20'40.766
10	27.456	21.035	20.739	30.853	1'40.083	279,1	10:36'14.574	10	27.970	20.881	22.256	36.577	1'47.684P	273,4	10:22'28.450
11	27.427	20.250	20.292	30.147	1'38.116	279,1	10:37'52.690	11	20'07.695	21.463	20.930	30.737	21'20.825P		10:43'49.275
12	27.343	23.333	21.374	36.909	1'48.959CP	278,4	10:39'41.649	12	28.936	20.924	20.374	30.503	1'40.737	276,9	10:45'30.012
13	9'53.084	20.828	20.350	30.576	11'04.838P		10:50'46.487	13	27.471	20.454	20.278	30.511	1'38.714	278,4	10:47'08.726
								14	27.245	20.307	20.129	30.070	1'37.751	279,8	10:48'46.477
								15	27.235	20.094	20.070	30.320	1'37.719	279,1	10:50'24.196
2° 7 I. LECUONA [1'37.127]								5° 97 X. VIERGE [1'37.882]							
Lap	Seg.1	Seg.2	Seg.3	Seg.4	Lap Time	km/h	Local Time	Lap	Seg.1	Seg.2	Seg.3	Seg.4	Lap Time	km/h	Local Time
1		23.394	27.423	32.191			10:07'07.268	1		23.765	24.839	35.069			10:07'39.243
2	29.285	21.982	21.521	31.201	1'43.989	254,7	10:08'51.257	2	30.911	22.572	22.212	35.129	1'50.824	250,6	10:09'30.067
3	28.598	20.947	20.739	30.625	1'40.909	264,7	10:10'32.166	3	29.812	21.670	21.869	32.593	1'45.944	271,4	10:11'16.011
4	28.260	20.825	20.707	30.698	1'40.490	260,2	10:12'12.656	4	29.249	21.242	21.487	32.097	1'44.075	265,4	10:13'00.086
5	28.325	20.753	20.554	35.663	1'45.295	274,1	10:13'57.951	5	28.822	20.904	21.298	31.506	1'42.530	271,4	10:14'42.616
6	28.235	20.889	26.113	30.611	1'45.848	268,0	10:15'43.799	6	28.445	20.764	21.896	31.509	1'42.614	283,5	10:16'25.230
7	27.785	20.219	20.988	30.230	1'39.222	277,6	10:17'23.021	7	28.509	20.828	21.061	31.434	1'41.832	282,0	10:18'07.062
8	27.796	22.463	20.827	35.914	1'47.000P	276,2	10:19'10.021	8	28.306	20.742	20.903	31.188	1'41.139	284,2	10:19'48.201
9	8'05.542	21.442	24.115	30.675	9'21.774P		10:28'31.795	9	28.125	20.617	20.865	30.941	1'40.548	284,2	10:21'28.749
10	27.994	20.869	20.667	30.668	1'40.198	277,6	10:30'11.993	10	28.309	20.976	21.593	31.460	1'42.338	282,0	10:23'11.087
11	27.917	20.711	20.649	30.263	1'39.540	281,3	10:31'51.533	11	36.400	20.769	20.927	31.188	1'49.284	285,7	10:25'00.371
12	35.058	20.895	20.584	34.475	1'51.012	281,3	10:33'42.545	12	28.101	20.652	21.325	38.477	1'48.555P	283,5	10:26'48.926
13	27.893	20.196	20.552	30.091	1'38.732	282,0	10:35'21.277	13	13'37.214	20.995	20.956	30.873	14'50.038P		10:41'38.964
14	31.676	20.895	20.836	35.623	1'49.030P	283,5	10:37'10.307	14	27.890	20.386	20.634	30.580	1'39.490	285,7	10:43'18.454
15	5'47.986	20.086	20.488	30.048	6'58.608P		10:44'08.915	15	27.535	20.110	20.303	30.472	1'38.420	285,0	10:44'56.874
16	27.586	20.438	20.097	29.796	1'37.917	281,3	10:45'46.832	16	27.423	19.938	20.224	30.297	1'37.882	285,7	10:46'34.756
17	27.340	20.027	19.973	30.089	1'37.429	283,5	10:47'24.261	17	31.105	20.711	21.036	32.067	1'44.919	287,2	10:48'19.675
18	27.265	20.050	20.018	29.794	1'37.127	283,5	10:49'01.388	18	27.564	20.131	20.750	33.365	1'41.810	286,5	10:50'01.485
19	35.421	24.298	22.187	31.340	1'53.246C	281,3	10:50'54.634								
3° 19 A. BAUTISTA [1'37.509]								6° 55 A. LOCATELLI [1'37.913]							
Lap	Seg.1	Seg.2	Seg.3	Seg.4	Lap Time	km/h	Local Time	Lap	Seg.1	Seg.2	Seg.3	Seg.4	Lap Time	km/h	Local Time
1		22.328	22.198	33.244			10:09'53.932	1		21.794	21.206	33.799			10:18'58.978
2	29.834	21.816	21.480	31.779	1'44.909	243,8	10:11'38.841	2	28.836	20.694	20.979	30.823	1'41.332	262,1	10:20'40.310
3	28.850	21.064	20.649	33.262	1'43.825	260,9	10:13'22.666	3	29.195	20.519	20.757	30.835	1'41.306	274,8	10:22'21.616
4	28.221	20.908	20.700	31.195	1'41.024	270,0	10:15'03.690	4	27.996	20.278	20.460	30.784	1'39.518	276,2	10:24'01.134
5	27.874	20.621	20.472	30.648	1'39.615	278,4	10:16'43.305	5	27.575	20.079	20.874	30.465	1'38.993	279,1	10:25'40.127
6	27.537	20.461	20.484	30.409	1'38.891	285,0	10:18'22.196	6	27.752	20.315	20.379	30.301	1'38.747	278,4	10:27'18.874
7	27.670	20.446	20.371	30.433	1'38.920	284,2	10:20'01.116	7	27.580	20.138	20.151	30.152	1'38.021	279,8	10:28'56.895
8	27.389	20.245	20.214	30.226	1'38.074	286,5	10:21'39.190	8	27.753	20.973	20.217	30.100	1'39.043	280,5	10:30'35.938
9	27.296	19.871	20.110	30.315	1'37.592	285,7	10:23'16.782	9	27.320	19.999	20.219	32.126	1'39.664	279,1	10:32'15.602
10	27.317	19.991	20.425	30.458	1'38.191	284,2	10:24'54.973	10	27.394	20.217	20.269	30.033	1'37.913	279,1	10:33'53.515
11	27.495	20.020	20.174	30.198	1'37.887	283,5	10:26'32.860	11	28.562	20.975	20.804	37.303	1'47.644P	275,5	10:35'41.159
12	27.262	20.044	19.977	30.226	1'37.509	285,7	10:28'10.369	12	8'58.551	20.725	20.750	30.982	10'11.008P		10:45'52.167
13	27.610	21.189	23.880	38.247	1'50.926P	285,7	10:30'01.295	13	27.855	20.362	20.623	30.724	1'39.564	279,1	10:47'31.731
14	10'20.525	21.281	21.158	31.225	11'34.189P		10:41'35.484	14	27.694	20.291	20.558	30.498	1'39.041	280,5	10:49'10.772
15	28.101	20.280	20.477	30.407	1'39.265	283,5	10:43'14.749	15	27.611	20.538	20.442	30.676	1'39.267	279,1	10:50'50.039
16	27.466	20.364	20.537	30.371	1'38.738	283,5	10:44'53.487								
17	27.452	20.125	20.440	30.357	1'38.374	283,5	10:46'31.861								
18	27.343	20.055	20.420	30.571	1'38.389	283,5	10:48'10.250								
19	27.533	19.988	20.545	30.289	1'38.355	285,7	10:49'48.605								
20	29.589	20.381	20.326	30.569	1'40.865	287,2	10:51'29.470								
7° 21 M. RINALDI [1'37.932]															
Lap	Seg.1	Seg.2	Seg.3	Seg.4	Lap Time	km/h	Local Time								
1			21.680	21.063	32.125		10:08'23.884								
2	29.042	20.796	21.133	31.508	1'42.479	268,7	10:10'06.363								
3	28.718	20.713	20.932	31.456	1'41.819	275,5	10:11'48.182								

11/11/2022 P = Pits In/Out - C = Lap Time Cancelled

These data/results cannot be reproduced, stored and/or transmitted in whole or in part by any manner of electronic, mechanical, photocopying, recording, broadcasting or otherwise now known or herein after developed without the previous express consent by the copyright owner, except for reproduction in daily press and regular printed publications on sale to the public within 60 days of the event related to those data/results and always provided that copyright symbol appears together as follows below.

© DORNA WSBK ORGANIZATION Srl 2022



Pirelli Indonesian Round, 11-13 November 2022

Chronological Analysis Free Practice 1st Session

Pertamina Mandalika Circuit 4.301 m

2 / 4

4	28.428	20.469	20.703	31.133	1'40.733	278,4	10:13'28.915	12	28.330	20.573	21.130	31.405	1'41.438	268,7	10:35'19.473
5	28.017	19.991	20.873	30.698	1'39.579	279,8	10:15'08.494	13	28.331	20.325	24.329	33.974	1'46.959	265,4	10:37'06.432
6	27.771	20.172	20.382	30.695	1'39.020	279,8	10:16'47.514	14	28.881	20.827	21.372	38.214	1'49.294P	270,0	10:38'55.726
7	27.602	19.818	20.143	30.619	1'38.182	280,5	10:18'25.696	15	4'27.341	20.911	20.821	30.789	5'39.862P		10:44'35.588
8	27.377	19.835	20.452	30.738	1'38.402	281,3	10:20'04.098	16	27.755	20.011	20.277	30.444	1'38.487	270,0	10:46'14.075
9	30.453	22.664	22.244	39.556	1'54.917P	254,7	10:21'59.015	17	27.497	19.952	20.334	30.331	1'38.114	272,7	10:47'52.189
10	9'40.698	20.891	20.811	32.913	10'55.313P		10:32'54.328	18	27.798	21.245	20.561	33.701	1'43.305	274,8	10:49'35.494
11	27.662	20.205	20.650	30.753	1'39.270	279,1	10:34'33.598	19	28.168	20.307	20.369	30.830	1'39.674	270,7	10:51'15.168
12	27.855	20.702	20.887	32.399	1'41.843	279,8	10:36'15.441								
13	27.794	20.535	20.621	57.020	2'05.970P	281,3	10:38'21.411								
14	5'17.544	20.983	20.795	31.017	6'30.339P		10:44'51.750								
15	27.336	19.680	20.475	30.441	1'37.932	279,8	10:46'29.682								
16	27.249	19.939	21.052	41.799	1'50.039P	280,5	10:48'19.721								

8° 65 J. REA [1'37.965]							
Lap	Seg.1	Seg.2	Seg.3	Seg.4	Lap Time	km/h	Local Time
1		20.890	21.222	30.601			10:16'33.272
2	27.413	21.146	20.833	30.504	1'39.896	279,1	10:18'13.168
3	28.116	20.389	20.483	30.274	1'39.262	280,5	10:19'52.430
4	27.706	20.075	20.468	30.165	1'38.414	278,4	10:21'30.844
5	27.456	20.046	20.927	30.220	1'38.649	276,9	10:23'09.493
6	27.169	21.382	21.206	30.868	1'40.625	279,8	10:24'50.118
7	27.197	19.932	21.046	30.163	1'38.338	279,8	10:26'28.456
8	27.268	20.175	20.466	30.056	1'37.965	279,8	10:28'06.421
9	27.204	20.207	20.306	30.369	1'38.086	279,1	10:29'44.507
10	29.680	22.997	21.584	36.745	1'51.006P	279,8	10:31'35.513
11	12'53.519	22.230	21.448	31.635	14'08.832P		10:45'44.345
12	30.208	20.900	20.579	30.800	1'42.487	279,1	10:47'26.832
13	27.452	20.188	20.516	31.733	1'39.889	279,8	10:49'06.721
14	27.418	20.193	20.455	33.463	1'41.529	280,5	10:50'48.250

11° 22 A. LOWES [1'38.694]							
Lap	Seg.1	Seg.2	Seg.3	Seg.4	Lap Time	km/h	Local Time
1		21.892	21.447	32.028			10:17'17.605
2	28.844	23.917	24.731	31.846	1'49.338C	270,0	10:19'06.943
3	28.367	20.698	21.453	32.021	1'42.539	278,4	10:20'49.482
4	28.236	20.308	20.844	31.256	1'40.644	280,5	10:22'30.126
5	27.980	20.378	20.583	30.846	1'39.787	279,8	10:24'09.913
6	27.768	20.009	20.406	30.855	1'39.038	281,3	10:25'48.951
7	27.606	20.050	20.537	30.846	1'39.039	282,0	10:27'27.990
8	27.493	20.055	20.337	30.809	1'38.694	281,3	10:29'06.684
9	27.437	29.332	21.856	38.606	1'57.231CP	281,3	10:31'03.915
10	9'02.175	21.087	21.028	31.495	10'15.785P		10:41'19.700
11	27.803	20.514	20.798	33.673	1'42.788	279,8	10:43'02.488
12	27.718	20.440	20.487	31.169	1'39.814	279,8	10:44'42.302
13	27.706	20.348	20.564	31.148	1'39.766	282,0	10:46'22.068
14	29.926	27.696	22.247	37.454	1'57.323CP	253,5	10:48'19.391

12° 44 L. MAHIAS [1'38.697]							
Lap	Seg.1	Seg.2	Seg.3	Seg.4	Lap Time	km/h	Local Time
1		22.701	21.814	32.231			10:07'41.796
2	29.184	21.230	21.105	31.631	1'43.150	248,3	10:09'24.946
3	28.340	21.142	21.071	30.950	1'41.503C	268,7	10:11'06.449
4	28.021	20.909	20.993	31.643	1'41.566	268,7	10:12'48.015
5	28.925	22.096	21.647	31.552	1'44.220	255,9	10:14'32.235
6	28.233	20.762	20.845	37.727	1'47.567	259,6	10:16'19.802
7	28.299	20.675	20.601	30.764	1'40.339	264,1	10:18'00.141
8	28.922	20.877	30.855	31.984	1'52.638	262,8	10:19'52.779
9	27.794	20.489	20.647	30.508	1'39.438	270,0	10:21'32.217
10	27.704	20.394	21.019	37.904	1'47.021P	274,8	10:23'19.238
11	18'28.497	20.606	20.687	32.074	19'41.864P		10:43'01.102
12	27.727	20.158	20.373	30.439	1'38.697	273,4	10:44'39.799
13	27.682	20.010	20.597	30.626	1'38.915	275,5	10:46'18.714
14	28.076	20.315	21.073	30.779	1'40.243	274,8	10:47'58.957
15	27.637	20.150	20.531	37.428	1'45.746	274,8	10:49'44.703
16	27.730	20.226	28.230	35.294	1'51.480P	272,0	10:51'36.183

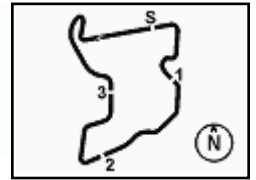
9° 45 S. REDDING [1'38.052]							
Lap	Seg.1	Seg.2	Seg.3	Seg.4	Lap Time	km/h	Local Time
1		23.719	24.656	35.135			10:07'38.478
2	31.305	22.843	22.955	33.581	1'50.684	250,0	10:09'29.162
3	29.823	21.669	22.217	32.374	1'46.083	250,0	10:11'15.245
4	29.130	21.165	21.745	32.091	1'44.131	260,9	10:12'59.376
5	28.643	20.790	21.491	35.888	1'46.812P	268,7	10:14'46.188
6	5'59.188	21.310	21.817	31.606	7'13.921P		10:22'00.109
7	28.517	20.885	21.191	31.874	1'42.467	274,1	10:23'42.576
8	28.148	20.600	22.081	31.530	1'42.359	276,9	10:25'24.935
9	28.237	20.757	21.249	31.196	1'41.439	279,1	10:27'06.374
10	28.076	20.498	23.093	31.109	1'42.776	279,1	10:28'49.150
11	27.934	20.922	20.939	30.998	1'40.793	279,8	10:30'29.943
12	29.731	21.827	24.199	37.931	1'53.688P	278,4	10:32'23.631
13	12'33.554	22.156	21.832	31.970	13'49.512P		10:46'13.143
14	27.846	20.230	20.433	30.075	1'38.584	279,8	10:47'51.727
15	27.958	22.340	21.024	31.522	1'42.844C	282,7	10:49'34.571
16	27.705	20.033	20.231	30.083	1'38.052	282,0	10:51'12.623

13° 5 P. OETTL [1'38.849]							
Lap	Seg.1	Seg.2	Seg.3	Seg.4	Lap Time	km/h	Local Time
1		21.877	22.197	32.318			10:11'05.245
2	28.671	21.196	21.239	31.345	1'42.451	277,6	10:12'47.696
3	29.114	21.562	21.565	31.169	1'43.410	262,8	10:14'31.106
4	30.363	20.583	20.817	34.772	1'46.535	279,8	10:16'17.641
5	28.109	20.548	21.233	31.197	1'41.087	277,6	10:17'58.728
6	28.227	20.436	20.748	31.138	1'40.549	279,1	10:19'39.277
7	27.916	20.002	20.664	30.722	1'39.304	279,8	10:21'18.581
8	28.029	20.127	20.539	30.827	1'39.522	279,8	10:22'58.103
9	27.987	20.285	20.697	33.851	1'42.820C	280,5	10:24'40.923
10	27.619	20.150	20.652	30.428	1'38.849	282,0	10:26'19.772
11	28.968	21.067	21.348	37.495	1'48.878P	263,4	10:28'08.650
12	13'59.466	20.737	21.198	31.722	15'13.123P		10:43'21.773
13	28.839	20.620	26.801	32.117	1'48.377	282,0	10:45'10.150
14	32.863	21.782	21.270	38.394	1'54.309P	278,4	10:47'04.459
15	2'35.541	21.125	21.612	31.682	3'49.960P		10:50'54.419

11/11/2022 P = Pits In/Out - C = Lap Time Cancelled

These data/results cannot be reproduced, stored and/or transmitted in whole or in part by any manner of electronic, mechanical, photocopying, recording, broadcasting or otherwise now known or herein after developed without the previous express consent by the copyright owner, except for reproduction in daily press and regular printed publications on sale to the public within 60 days of the event related to those data/results and always provided that copyright symbol appears together as follows below.

© DORNA WSBK ORGANIZATION Srl 2022



Pirelli Indonesian Round, 11-13 November 2022

Chronological Analysis Free Practice 1st Session

Pertamina Mandalika Circuit 4.301 m

3 / 4

14° 47 A. BASSANI [1'38.869]							
Lap	Seg.1	Seg.2	Seg.3	Seg.4	Lap Time	km/h	Local Time
1		21.147	21.492	30.804			10:16'19.542
2	28.304	20.303	20.748	30.946	1'40.301	276,2	10:17'59.843
3	27.964	19.976	20.607	32.724	1'41.271	274,1	10:19'41.114
4	27.835	20.112	21.162	31.331	1'40.440	277,6	10:21'21.554
5	27.770	20.147	20.723	30.595	1'39.235	276,9	10:23'00.789
6	27.557	20.138	20.553	30.621	1'38.869	280,5	10:24'39.658
7	27.580	20.047	20.818	30.652	1'39.097	279,8	10:26'18.755
8	33.322	21.587	21.587	36.737	1'53.233P	270,7	10:28'11.988
9	10'22.308	21.179	21.095	31.342	11'35.924P		10:39'47.912
10	28.085	20.385	20.708	30.837	1'40.015	276,2	10:41'27.927
11	27.871	20.203	20.981	31.293	1'40.348	279,1	10:43'08.275
12	27.889	20.422	20.852	31.450	1'40.613	278,4	10:44'48.888
13	31.415	22.668	22.099	31.562	1'47.744	262,1	10:46'36.632
14	28.150	20.529	21.028	31.302	1'41.009	279,8	10:48'17.641
15	33.315	21.622	21.408	37.219	1'53.564P	264,7	10:50'11.205

15° 35 H. SYAHRIN [1'39.004]							
Lap	Seg.1	Seg.2	Seg.3	Seg.4	Lap Time	km/h	Local Time
1		23.401	23.967	33.612			10:06'59.460
2	29.473	21.131	21.174	32.488	1'44.266	256,5	10:08'43.726
3	28.735	20.526	20.732	30.820	1'40.813	266,7	10:10'24.539
4	28.129	20.380	30.892	31.677	1'51.078	268,7	10:12'15.617
5	27.955	20.455	20.467	30.770	1'39.647	273,4	10:13'55.264
6	27.802	20.266	20.538	30.398	1'39.004	273,4	10:15'34.268
7	34.108	24.540	23.140	38.473	2'00.261CP	272,7	10:17'34.529
8	16'24.871	22.246	22.275	31.245	17'40.637P		10:35'15.166
9	28.127	20.517	20.435	30.462	1'39.541	272,0	10:36'54.707
10	27.800	22.225	21.058	31.277	1'42.360C	273,4	10:38'37.067
11	27.757	20.811	20.749	30.583	1'39.900	272,0	10:40'16.967
12	27.843	20.518	21.089	37.373	1'46.823	273,4	10:42'03.790
13	28.183	20.487	20.747	30.895	1'40.312	269,3	10:43'44.102
14	31.876	27.945	24.509	38.002	2'02.332CP	272,7	10:45'46.434
15	3'23.478	24.067	21.104	30.746	4'39.395P		10:50'25.829

16° 31 G. GERLOFF [1'39.147]							
Lap	Seg.1	Seg.2	Seg.3	Seg.4	Lap Time	km/h	Local Time
1		23.248	22.368	35.476			10:13'31.921
2	29.905	21.695	21.082	31.729	1'44.411	265,4	10:15'16.332
3	28.734	21.208	20.791	31.311	1'42.044	274,1	10:16'58.376
4	28.274	20.663	20.758	30.844	1'40.539	276,2	10:18'38.915
5	27.728	20.451	20.573	37.381	1'46.133C	276,9	10:20'25.048
6	27.732	20.338	20.713	30.947	1'39.730	276,2	10:22'04.778
7	27.931	20.363	21.153	31.598	1'41.045	276,9	10:23'45.823
8	27.602	21.451	22.686	38.007	1'49.746P	276,2	10:25'35.569
9	12'38.129	21.558	23.780	31.296	13'54.763P		10:39'30.332
10	28.213	21.048	20.677	31.157	1'41.095	274,1	10:41'11.427
11	27.991	20.706	20.660	30.799	1'40.156	276,2	10:42'51.583
12	27.780	20.712	20.587	30.479	1'39.558	275,5	10:44'31.141
13	27.695	20.514	20.593	30.681	1'39.483	276,2	10:46'10.624
14	27.925	21.392	20.642	30.954	1'40.913	276,9	10:47'51.537
15	27.691	20.339	20.707	41.663	1'50.400	276,2	10:49'41.937
16	27.710	20.196	20.632	30.609	1'39.147	277,6	10:51'21.084

17° 52 O. KONIG [1'39.360]							
Lap	Seg.1	Seg.2	Seg.3	Seg.4	Lap Time	km/h	Local Time
1		25.022	24.430	35.403			10:07'17.885
2	31.732	23.340	23.234	34.684	1'52.990	257,8	10:09'10.875
3	30.365	22.619	22.361	33.328	1'48.673	269,3	10:10'59.548
4	29.840	21.931	22.774	32.734	1'47.279	272,7	10:12'46.827
5	29.431	22.049	22.164	32.255	1'45.899	273,4	10:14'32.726
6	29.066	21.388	21.662	31.597	1'43.713	272,0	10:16'16.439

7	28.633	21.331	21.582	31.971	1'43.517	276,9	10:17'59.956
8	28.975	21.099	21.543	32.527	1'44.144	265,4	10:19'44.100
9	28.774	21.320	21.726	32.114	1'43.934	274,8	10:21'28.034
10	28.564	21.242	21.700	32.102	1'43.608	274,1	10:23'11.642
11	28.645	21.344	21.709	42.806	1'54.504P	275,5	10:25'06.146
12	7'33.663	21.842	22.886	32.169	8'50.560P		10:33'56.706
13	29.144	21.361	22.062	32.563	1'45.130	272,7	10:35'41.836
14	28.936	21.331	21.710	31.968	1'43.945	270,7	10:37'25.781
15	28.714	21.424	21.700	31.827	1'43.665	272,7	10:39'09.446
16	28.568	21.199	21.594	32.101	1'43.462	272,0	10:40'52.908
17	28.823	21.207	21.585	38.678	1'50.293P	271,4	10:42'43.201
18	4'04.454	20.785	20.927	30.890	5'17.056P		10:48'00.257
19	27.782	20.438	20.533	30.607	1'39.360	274,1	10:49'39.617
20	28.867	21.495	21.167	31.065	1'42.594	274,8	10:51'22.211

18° 76 L. BAZ [1'39.444]							
Lap	Seg.1	Seg.2	Seg.3	Seg.4	Lap Time	km/h	Local Time
1		23.818	23.401	33.342			10:07'04.672
2	29.394	22.180	25.567	31.986	1'49.127	242,7	10:08'53.799
3	29.026	22.037	21.309	31.721	1'44.093	276,9	10:10'37.892
4	28.437	21.160	22.565	31.426	1'43.588	277,6	10:12'21.480
5	28.212	21.106	22.121	33.605	1'45.044C	279,1	10:14'06.524
6	28.424	21.381	21.219	31.709	1'42.733	279,1	10:15'49.257
7	28.189	21.203	21.034	33.241	1'43.667	278,4	10:17'32.924
8	28.104	21.451	20.969	31.269	1'41.793	279,8	10:19'14.717
9	28.284	21.426	20.983	31.372	1'42.065	276,9	10:20'56.782
10	28.039	21.461	24.946	32.008	1'46.454	279,1	10:22'43.236
11	28.528	20.815	25.577	37.593	1'52.513P	277,6	10:24'35.749
12	13'10.674	22.258	22.303	33.037	14'28.272P		10:39'04.021
13	27.839	20.908	20.697	31.015	1'40.459	276,9	10:40'44.480
14	27.693	20.714	20.564	30.569	1'39.540	279,1	10:42'24.020
15	27.582	20.743	20.474	30.645	1'39.444	280,5	10:44'03.464
16	34.588	20.967	20.672	34.946	1'51.173C	279,8	10:45'54.637
17	28.545	23.037	21.316	31.177	1'44.075	279,8	10:47'38.712
18	28.074	20.656	20.403	36.351	1'45.484	279,1	10:49'24.196
19	27.705	20.491	20.901	35.083	1'44.180	279,8	10:51'08.376

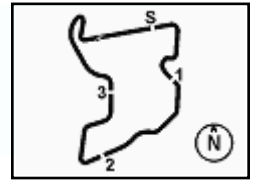
19° 36 L. MERCADO [1'39.749]							
Lap	Seg.1	Seg.2	Seg.3	Seg.4	Lap Time	km/h	Local Time
1							10:07'03.033
2	29.088	21.603			1'44.507	268,0	10:08'47.540
3					1'43.076		10:10'30.616
4	28.418	24.974			1'46.022		10:12'16.638
5	28.195	20.874			1'41.131	275,5	10:13'57.769
6	28.326	21.391			1'48.277P	274,1	10:15'46.046
7					8'04.377P		10:23'50.423
8					1'42.169		10:25'32.592
9					1'41.830		10:27'14.422
10					1'41.802		10:28'56.224
11					1'42.561		10:30'38.785
12					1'55.735P		10:32'34.520
13	7'06.892	21.479	21.284	31.101	8'20.756P		10:40'55.276
14	28.104	20.602	20.851	31.249	1'40.806	276,2	10:42'36.082
15	27.754	20.588	20.753	30.654	1'39.749	276,9	10:44'15.831
16	29.319	20.805	24.523	30.695	1'45.342	277,6	10:46'01.173
17	28.116	20.540	20.923	30.822	1'40.401	276,9	10:47'41.574
18	27.911	20.496	20.935	30.757	1'40.099	278,4	10:49'21.673
19	31.718	21.632	21.083	31.346	1'45.779	275,5	10:51'07.452

20° 12 X. FORES [1'39.754]							
Lap	Seg.1	Seg.2	Seg.3	Seg.4	Lap Time	km/h	Local Time
1		24.504	23.393	34.152			10:07'51.313
2	30.421	22.870	21.975	33.208	1'48.474	241,6	10:09'39.787

11/11/2022 P = Pits In/Out - C = Lap Time Cancelled

These data/results cannot be reproduced, stored and/or transmitted in whole or in part by any manner of electronic, mechanical, photocopying, recording, broadcasting or otherwise now known or herein after developed without the previous express consent by the copyright owner, except for reproduction in daily press and regular printed publications on sale to the public within 60 days of the event related to those data/results and always provided that copyright symbol appears together as follows below.

© DORNA WSBK ORGANIZATION Srl 2022



Pirelli Indonesian Round, 11-13 November 2022

Chronological Analysis Free Practice 1st Session

3	29.115	22.001	21.483	32.198	1'44.797	266,7	10:11'24.584
4	28.634	21.510	22.054	32.193	1'44.391	268,7	10:13'08.975
5	28.530	21.396	21.136	31.658	1'42.720	270,0	10:14'51.695
6	28.257	21.071	20.997	31.150	1'41.475	274,1	10:16'33.170
7	28.302	21.191	21.021	31.162	1'41.676	274,1	10:18'14.846
8	28.243	21.007	20.879	31.158	1'41.287	271,4	10:19'56.133
9	28.106	21.002	20.964	31.048	1'41.120	276,9	10:21'37.253
10	28.077	21.074	20.938	30.852	1'40.941	277,6	10:23'18.194
11	27.927	20.686	20.706	31.313	1'40.632	279,8	10:24'58.826
12	27.958	20.997	23.153	39.003	1'51.111P	279,1	10:26'49.937
13	14'28.663	21.985	21.129	31.822	15'43.599P		10:42'33.536
14	28.280	20.913	20.778	31.315	1'41.286	273,4	10:44'14.822
15	33.308	22.313	26.461	31.091	1'53.173	185,2	10:46'07.995
16	31.562	21.928	21.550	30.689	1'45.729	279,1	10:47'53.724
17	27.893	20.654	21.377	31.294	1'41.218	270,7	10:49'34.942
18	27.984	20.544	20.485	30.741	1'39.754	276,2	10:51'14.696

21° 3 K. NOZANE [1'40.704]							
Lap	Seg.1	Seg.2	Seg.3	Seg.4	Lap Time	km/h	Local Time
1		24.687	23.816	35.351			10:07'19.722
2	31.574	23.401	23.189	34.158	1'52.322	231,3	10:09'12.044
3	30.489	22.771	22.255	33.025	1'48.540	247,7	10:11'00.584
4	29.503	22.595	22.232	32.526	1'46.856	261,5	10:12'47.440
5	29.240	22.424	22.127	31.774	1'45.565	267,3	10:14'33.005
6	28.953	21.929	21.563	32.087	1'44.532	262,8	10:16'17.537
7	28.800	22.152	21.281	39.117	2'01.350	263,4	10:18'18.887
8	29.231	22.271	21.901	43.182	1'56.585P	269,3	10:20'15.472
9	7'37.232	23.385	22.295	32.900	8'55.812P		10:29'11.284
10	29.047	22.498	22.019	32.770	1'46.334		10:30'57.618
11	28.823	22.543	21.889	32.412	1'45.667	272,0	10:32'43.285
12	28.933	22.747	22.812	37.949	1'52.441P	272,7	10:34'35.726
13	6'11.034	21.851	21.328	31.869	7'26.082P		10:42'01.808
14	28.247	21.252	20.905	31.188	1'41.592	272,7	10:43'43.400
15	27.722	21.086	20.791	31.222	1'40.821	274,8	10:45'24.221
16	27.959	21.185	20.697	30.863	1'40.704	275,5	10:47'04.925
17	27.837	25.355	21.186	31.023	1'45.401C	275,5	10:48'50.326
18	31.569	26.604	22.670	44.443	2'05.286CP	273,4	10:50'55.612

22° 50 E. LAVERTY [1'41.630]							
Lap	Seg.1	Seg.2	Seg.3	Seg.4	Lap Time	km/h	Local Time
1		23.709	24.995	33.223			10:07'05.365
2	30.164	22.315	25.136	33.833	1'51.448	231,8	10:08'56.813
3	30.127	22.608	22.346	33.850	1'48.931	240,0	10:10'45.744
4	29.695	22.304	21.785	32.701	1'46.485	247,1	10:12'32.229
5	29.376	21.918	21.552	32.197	1'45.043	262,8	10:14'17.272
6	28.858	21.732	21.483	31.924	1'43.997	274,8	10:16'01.269
7	28.923	21.710	21.402	31.949	1'43.984	274,8	10:17'45.253
8	28.627	21.627	21.367	31.830	1'43.451	273,4	10:19'28.704
9	28.586	21.608	21.428	31.530	1'43.152	275,5	10:21'11.856
10	30.960	22.181	23.652	38.365	1'55.158P	272,7	10:23'07.014
11	11'59.452	23.880	22.556	32.796	13'18.684P		10:36'25.698
12	28.765	21.880	21.572	31.863	1'44.080	278,4	10:38'09.778
13	28.638	21.560	21.287	31.537	1'43.022	282,7	10:39'52.800
14	28.457	21.508	21.280	31.359	1'42.604	282,7	10:41'35.404
15	28.829	21.475	21.100	35.424	1'46.828	283,5	10:43'22.232
16	28.689	21.513	21.294	32.364	1'43.860	280,5	10:45'06.092
17	28.148	21.479	21.014	31.089	1'41.730	284,2	10:46'47.822
18	28.287	21.331	20.999	31.186	1'41.803	283,5	10:48'29.625
19	28.121	21.161	20.980	31.368	1'41.630	283,5	10:50'11.255

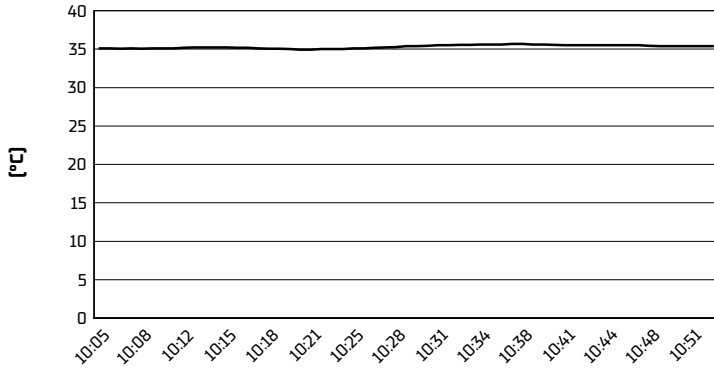
11/11/2022 P = Pits In/Dut - C = Lap Time Cancelled

These data/results cannot be reproduced, stored and/or transmitted in whole or in part by any manner of electronic, mechanical, photocopying, recording, broadcasting or otherwise now known or herein after developed without the previous express consent by the copyright owner, except for reproduction in daily press and regular printed publications on sale to the public within 60 days of the event related to those data/results and always provided that copyright symbol appears together as follows below.

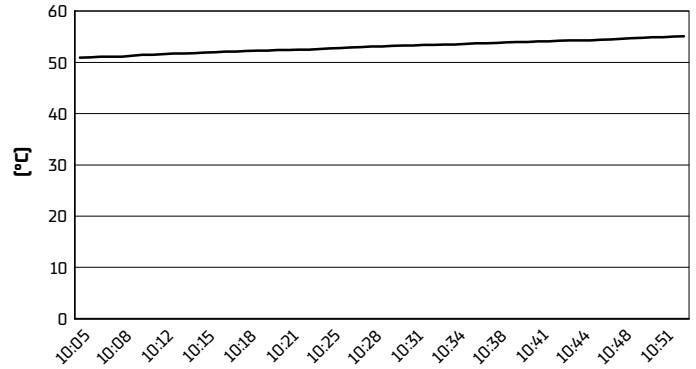
© DORNA WSBK ORGANIZATION Srl 2022

Pirelli Indonesian Round, 11-13 November 2022
Weather Report Free Practice 1st Session
Session started 10:05 - Session ended 10:54

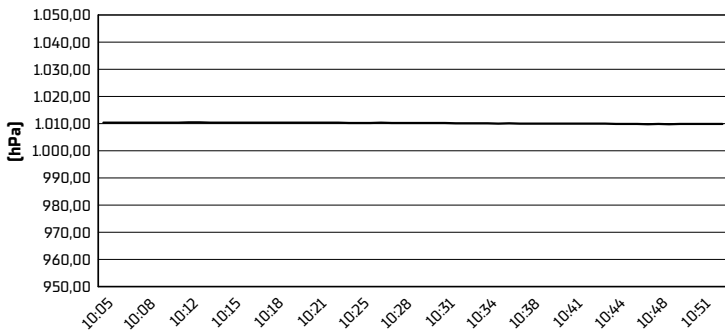
Air Temperature



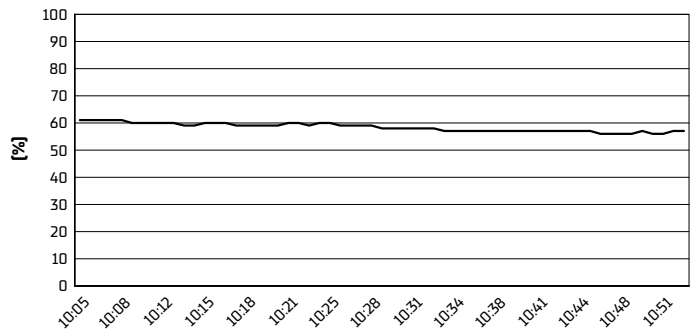
Track Temperature



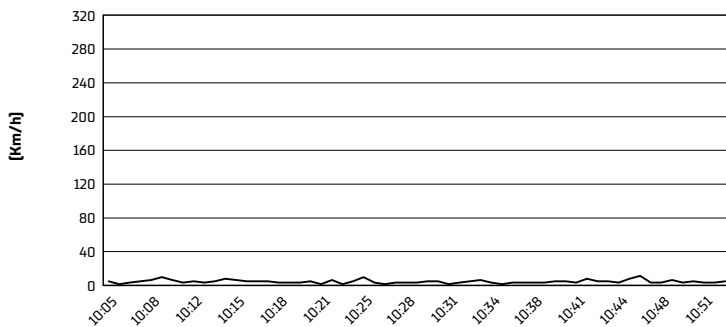
Air Pressure



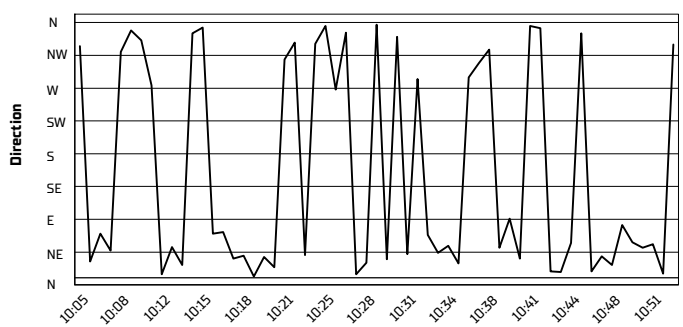
Humidity



Wind Speed



Wind Direction



11/11/2022

These data/results cannot be reproduced, stored and/or transmitted in whole or in part by any manner of electronic, mechanical, photocopying, recording, broadcasting or otherwise now known or herein after developed without the previous express consent by the copyright owner, except for reproduction in daily press and regular printed publications on sale to the public within 60 days of the event related to those data/results and always provided that copyright symbol appears together as follows below.

© DORNA WSBK ORGANIZATION Srl 2022