

Pirelli Indonesian Round, 11-13 November 2022

Chronological Analysis Free Practice 1st Session

Pertamina Mandalika Circuit 4.301 m

1 / 4

| 1° 1. T. RAZGATLIOGLU [1'36.938] | | | | | | | | 4° 60 M. VAN DER MARK [1'37.719] | | | | | | | |
|----------------------------------|---------------|---------------|---------------|---------------|-----------------|--------------|--------------|----------------------------------|---------------|---------------|---------------|---------------|-----------------|--------------|--------------|
| Lap | Seg.1 | Seg.2 | Seg.3 | Seg.4 | Lap Time | km/h | Local Time | Lap | Seg.1 | Seg.2 | Seg.3 | Seg.4 | Lap Time | km/h | Local Time |
| 1 | | 22.014 | 22.714 | 32.238 | | | 10:10'44.389 | 1 | | 23.966 | 22.958 | 33.172 | | | 10:07'04.834 |
| 2 | 28.147 | 20.898 | 20.553 | 30.987 | 1'40.585 | 275,5 | 10:12'24.974 | 2 | 29.681 | 22.095 | 21.891 | 31.734 | 1'45.401 | 233,3 | 10:08'50.235 |
| 3 | 27.687 | 20.334 | 20.316 | 30.680 | 1'39.017 | 277,6 | 10:14'03.991 | 3 | 28.674 | 21.417 | 20.743 | 30.790 | 1'41.624 | 253,5 | 10:10'31.859 |
| 4 | 27.622 | 20.333 | 20.246 | 30.277 | 1'38.478 | 279,1 | 10:15'42.469 | 4 | 28.169 | 21.015 | 20.631 | 31.420 | 1'41.235 | 271,4 | 10:12'13.094 |
| 5 | 27.182 | 20.143 | 20.092 | 30.011 | 1'37.428 | 278,4 | 10:17'19.897 | 5 | 28.112 | 21.121 | 20.649 | 30.856 | 1'40.738 | 268,7 | 10:13'53.832 |
| 6 | 27.350 | 20.286 | 20.176 | 30.040 | 1'37.852 | 279,1 | 10:18'57.749 | 6 | 27.933 | 20.753 | 20.758 | 31.839 | 1'47.684P | 274,8 | 10:15'35.115 |
| 7 | 27.148 | 19.991 | 19.948 | 29.851 | 1'36.938 | 279,1 | 10:20'34.687 | 7 | 28.022 | 20.779 | 20.685 | 30.990 | 1'40.476 | 270,7 | 10:17'15.591 |
| 8 | 28.495 | 21.609 | 21.051 | 36.592 | 1'47.747P | 279,1 | 10:22'22.434 | 8 | 27.892 | 24.591 | 21.356 | 31.466 | 1'45.305C | 277,6 | 10:19'00.896 |
| 9 | 11'00.088 | 20.251 | 20.488 | 31.230 | 12'12.057P | | 10:34'34.491 | 9 | 27.706 | 20.735 | 20.749 | 30.680 | 1'39.870 | 277,6 | 10:20'40.766 |
| 10 | 27.456 | 21.035 | 20.739 | 30.853 | 1'40.083 | 279,1 | 10:36'14.574 | 10 | 27.970 | 20.881 | 22.256 | 36.577 | 1'47.684P | 273,4 | 10:22'28.450 |
| 11 | 27.427 | 20.250 | 20.292 | 30.147 | 1'38.116 | 279,1 | 10:37'52.690 | 11 | 20'07.695 | 21.463 | 20.930 | 30.737 | 21'20.825P | | 10:43'49.275 |
| 12 | 27.343 | 23.333 | 21.374 | 36.909 | 1'48.959CP | 278,4 | 10:39'41.649 | 12 | 28.936 | 20.924 | 20.374 | 30.503 | 1'40.737 | 276,9 | 10:45'30.012 |
| 13 | 9'53.084 | 20.828 | 20.350 | 30.576 | 11'04.838P | | 10:50'46.487 | 13 | 27.471 | 20.454 | 20.278 | 30.511 | 1'38.714 | 278,4 | 10:47'08.726 |
| | | | | | | | | 14 | 27.245 | 20.307 | 20.129 | 30.070 | 1'37.751 | 279,8 | 10:48'46.477 |
| | | | | | | | | 15 | 27.235 | 20.094 | 20.070 | 30.320 | 1'37.719 | 279,1 | 10:50'24.196 |

| 2° 7 I. LECUONA [1'37.127] | | | | | | | | 5° 97 X. VIERGE [1'37.882] | | | | | | | |
|----------------------------|---------------|---------------|---------------|---------------|-----------------|--------------|--------------|----------------------------|---------------|---------------|---------------|---------------|-----------------|--------------|--------------|
| Lap | Seg.1 | Seg.2 | Seg.3 | Seg.4 | Lap Time | km/h | Local Time | Lap | Seg.1 | Seg.2 | Seg.3 | Seg.4 | Lap Time | km/h | Local Time |
| 1 | | 23.394 | 27.423 | 32.191 | | | 10:07'07.268 | 1 | | 23.765 | 24.839 | 35.069 | | | 10:07'39.243 |
| 2 | 29.285 | 21.982 | 21.521 | 31.201 | 1'43.989 | 254,7 | 10:08'51.257 | 2 | 30.911 | 22.572 | 22.212 | 35.129 | 1'50.824 | 250,6 | 10:09'30.067 |
| 3 | 28.598 | 20.947 | 20.739 | 30.625 | 1'40.909 | 264,7 | 10:10'32.166 | 3 | 29.812 | 21.670 | 21.869 | 32.593 | 1'45.944 | 271,4 | 10:11'16.011 |
| 4 | 28.260 | 20.825 | 20.707 | 30.698 | 1'40.490 | 260,2 | 10:12'12.656 | 4 | 29.249 | 21.242 | 21.487 | 32.097 | 1'44.075 | 265,4 | 10:13'00.086 |
| 5 | 28.325 | 20.753 | 20.554 | 35.663 | 1'45.295 | 274,1 | 10:13'57.951 | 5 | 28.822 | 20.904 | 21.298 | 31.506 | 1'42.530 | 271,4 | 10:14'42.616 |
| 6 | 28.235 | 20.889 | 26.113 | 30.611 | 1'45.848 | 268,0 | 10:15'43.799 | 6 | 28.445 | 20.764 | 21.896 | 31.509 | 1'42.614 | 283,5 | 10:16'25.230 |
| 7 | 27.785 | 20.219 | 20.988 | 30.230 | 1'39.222 | 277,6 | 10:17'23.021 | 7 | 28.509 | 20.828 | 21.061 | 31.434 | 1'41.832 | 282,0 | 10:18'07.062 |
| 8 | 27.796 | 22.463 | 20.827 | 35.914 | 1'47.000P | 276,2 | 10:19'10.021 | 8 | 28.306 | 20.742 | 20.903 | 31.188 | 1'41.139 | 284,2 | 10:19'48.201 |
| 9 | 8'05.542 | 21.442 | 24.115 | 30.675 | 9'21.774P | | 10:28'31.795 | 9 | 28.125 | 20.617 | 20.865 | 30.941 | 1'40.548 | 284,2 | 10:21'28.749 |
| 10 | 27.994 | 20.869 | 20.667 | 30.668 | 1'40.198 | 277,6 | 10:30'11.993 | 10 | 28.309 | 20.976 | 21.593 | 31.460 | 1'42.338 | 282,0 | 10:23'11.087 |
| 11 | 27.917 | 20.711 | 20.649 | 30.263 | 1'39.540 | 281,3 | 10:31'51.533 | 11 | 36.400 | 20.769 | 20.927 | 31.188 | 1'49.284 | 285,7 | 10:25'00.371 |
| 12 | 35.058 | 20.895 | 20.584 | 34.475 | 1'51.012 | 281,3 | 10:33'42.545 | 12 | 28.101 | 20.652 | 21.325 | 38.477 | 1'48.555P | 283,5 | 10:26'48.926 |
| 13 | 27.893 | 20.196 | 20.552 | 30.091 | 1'38.732 | 282,0 | 10:35'21.277 | 13 | 13'37.214 | 20.995 | 20.956 | 30.873 | 14'50.038P | | 10:41'38.964 |
| 14 | 31.676 | 20.895 | 20.836 | 35.623 | 1'49.030P | 283,5 | 10:37'10.307 | 14 | 27.890 | 20.386 | 20.634 | 30.580 | 1'39.490 | 285,7 | 10:43'18.454 |
| 15 | 5'47.986 | 20.086 | 20.488 | 30.048 | 6'58.608P | | 10:44'08.915 | 15 | 27.535 | 20.110 | 20.303 | 30.472 | 1'38.420 | 285,0 | 10:44'56.874 |
| 16 | 27.586 | 20.438 | 20.097 | 29.796 | 1'37.917 | 281,3 | 10:45'46.832 | 16 | 27.423 | 19.938 | 20.224 | 30.297 | 1'37.882 | 285,7 | 10:46'34.756 |
| 17 | 27.340 | 20.027 | 19.973 | 30.089 | 1'37.429 | 283,5 | 10:47'24.261 | 17 | 31.105 | 20.711 | 21.036 | 32.067 | 1'44.919 | 287,2 | 10:48'19.675 |
| 18 | 27.265 | 20.050 | 20.018 | 29.794 | 1'37.127 | 283,5 | 10:49'01.388 | 18 | 27.564 | 20.131 | 20.750 | 33.365 | 1'41.810 | 286,5 | 10:50'01.485 |
| 19 | 35.421 | 24.298 | 22.187 | 31.340 | 1'53.246C | 281,3 | 10:50'54.634 | | | | | | | | |

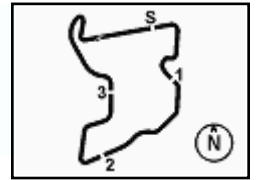
| 3° 19 A. BAUTISTA [1'37.509] | | | | | | | | 6° 55 A. LOCATELLI [1'37.913] | | | | | | | |
|------------------------------|---------------|---------------|---------------|---------------|-----------------|--------------|--------------|-------------------------------|---------------|---------------|---------------|---------------|-----------------|--------------|--------------|
| Lap | Seg.1 | Seg.2 | Seg.3 | Seg.4 | Lap Time | km/h | Local Time | Lap | Seg.1 | Seg.2 | Seg.3 | Seg.4 | Lap Time | km/h | Local Time |
| 1 | | 22.328 | 22.198 | 33.244 | | | 10:09'53.932 | 1 | | 21.794 | 21.206 | 33.799 | | | 10:18'58.978 |
| 2 | 29.834 | 21.816 | 21.480 | 31.779 | 1'44.909 | 243,8 | 10:11'38.841 | 2 | 28.836 | 20.694 | 20.979 | 30.823 | 1'41.332 | 262,1 | 10:20'40.310 |
| 3 | 28.850 | 21.064 | 20.649 | 33.262 | 1'43.825 | 260,9 | 10:13'22.666 | 3 | 29.195 | 20.519 | 20.757 | 30.835 | 1'41.306 | 274,8 | 10:22'21.616 |
| 4 | 28.221 | 20.908 | 20.700 | 31.195 | 1'41.024 | 270,0 | 10:15'03.690 | 4 | 27.996 | 20.278 | 20.460 | 30.784 | 1'39.518 | 276,2 | 10:24'01.134 |
| 5 | 27.874 | 20.621 | 20.472 | 30.648 | 1'39.615 | 278,4 | 10:16'43.305 | 5 | 27.575 | 20.079 | 20.874 | 30.465 | 1'38.993 | 279,1 | 10:25'40.127 |
| 6 | 27.537 | 20.461 | 20.484 | 30.409 | 1'38.891 | 285,0 | 10:18'22.196 | 6 | 27.752 | 20.315 | 20.379 | 30.301 | 1'38.747 | 278,4 | 10:27'18.874 |
| 7 | 27.670 | 20.446 | 20.371 | 30.433 | 1'38.920 | 284,2 | 10:20'01.116 | 7 | 27.580 | 20.138 | 20.151 | 30.152 | 1'38.021 | 279,8 | 10:28'56.895 |
| 8 | 27.389 | 20.245 | 20.214 | 30.226 | 1'38.074 | 286,5 | 10:21'39.190 | 8 | 27.753 | 20.973 | 20.217 | 30.100 | 1'39.043 | 280,5 | 10:30'35.938 |
| 9 | 27.296 | 19.871 | 20.110 | 30.315 | 1'37.592 | 285,7 | 10:23'16.782 | 9 | 27.320 | 19.999 | 20.219 | 32.126 | 1'39.664 | 279,1 | 10:32'15.602 |
| 10 | 27.317 | 19.991 | 20.425 | 30.458 | 1'38.191 | 284,2 | 10:24'54.973 | 10 | 27.394 | 20.217 | 20.269 | 30.033 | 1'37.913 | 279,1 | 10:33'53.515 |
| 11 | 27.495 | 20.020 | 20.174 | 30.198 | 1'37.887 | 283,5 | 10:26'32.860 | 11 | 28.562 | 20.975 | 20.804 | 37.303 | 1'47.644P | 275,5 | 10:35'41.159 |
| 12 | 27.262 | 20.044 | 19.977 | 30.226 | 1'37.509 | 285,7 | 10:28'10.369 | 12 | 8'58.551 | 20.725 | 20.750 | 30.982 | 10'11.008P | | 10:45'52.167 |
| 13 | 27.610 | 21.189 | 23.880 | 38.247 | 1'50.926P | 285,7 | 10:30'01.295 | 13 | 27.855 | 20.362 | 20.623 | 30.724 | 1'39.564 | 279,1 | 10:47'31.731 |
| 14 | 10'20.525 | 21.281 | 21.158 | 31.225 | 11'34.189P | | 10:41'35.484 | 14 | 27.694 | 20.291 | 20.558 | 30.498 | 1'39.041 | 280,5 | 10:49'10.772 |
| 15 | 28.101 | 20.280 | 20.477 | 30.407 | 1'39.265 | 283,5 | 10:43'14.749 | 15 | 27.611 | 20.538 | 20.442 | 30.676 | 1'39.267 | 279,1 | 10:50'50.039 |
| 16 | 27.466 | 20.364 | 20.537 | 30.371 | 1'38.738 | 283,5 | 10:44'53.487 | | | | | | | | |
| 17 | 27.452 | 20.125 | 20.440 | 30.357 | 1'38.374 | 283,5 | 10:46'31.861 | | | | | | | | |
| 18 | 27.343 | 20.055 | 20.420 | 30.571 | 1'38.389 | 283,5 | 10:48'10.250 | | | | | | | | |
| 19 | 27.533 | 19.988 | 20.545 | 30.289 | 1'38.355 | 285,7 | 10:49'48.605 | | | | | | | | |
| 20 | 29.589 | 20.381 | 20.326 | 30.569 | 1'40.865 | 287,2 | 10:51'29.470 | | | | | | | | |

| 7° 21 M. RINALDI [1'37.932] | | | | | | | |
|-----------------------------|--------|--------|--------|--------|----------|-------|--------------|
| Lap | Seg.1 | Seg.2 | Seg.3 | Seg.4 | Lap Time | km/h | Local Time |
| 1 | | | 21.680 | 21.063 | 32.125 | | 10:08'23.884 |
| 2 | 29.042 | 20.796 | 21.133 | 31.508 | 1'42.479 | 268,7 | 10:10'06.363 |
| 3 | 28.718 | 20.713 | 20.932 | 31.456 | 1'41.819 | 275,5 | 10:11'48.182 |

11/11/2022 P = Pits In/Out - C = Lap Time Cancelled

These data/results cannot be reproduced, stored and/or transmitted in whole or in part by any manner of electronic, mechanical, photocopying, recording, broadcasting or otherwise now known or herein after developed without the previous express consent by the copyright owner, except for reproduction in daily press and regular printed publications on sale to the public within 60 days of the event related to those data/results and always provided that copyright symbol appears together as follows below.

© DORNA WSBK ORGANIZATION Srl 2022



Pirelli Indonesian Round, 11-13 November 2022

Chronological Analysis Free Practice 1st Session

Pertamina Mandalika Circuit 4.301 m

2 / 4

| | | | | | | | | | | | | | | | |
|----|---------------|---------------|---------------|---------------|-----------------|--------------|--------------|----|---------------|---------------|---------------|---------------|-----------------|--------------|--------------|
| 4 | 28.428 | 20.469 | 20.703 | 31.133 | 1'40.733 | 278,4 | 10:13'28.915 | 12 | 28.330 | 20.573 | 21.130 | 31.405 | 1'41.438 | 268,7 | 10:35'19.473 |
| 5 | 28.017 | 19.991 | 20.873 | 30.698 | 1'39.579 | 279,8 | 10:15'08.494 | 13 | 28.331 | 20.325 | 24.329 | 33.974 | 1'46.959 | 265,4 | 10:37'06.432 |
| 6 | 27.771 | 20.172 | 20.382 | 30.695 | 1'39.020 | 279,8 | 10:16'47.514 | 14 | 28.881 | 20.827 | 21.372 | 38.214 | 1'49.294P | 270,0 | 10:38'55.726 |
| 7 | 27.602 | 19.818 | 20.143 | 30.619 | 1'38.182 | 280,5 | 10:18'25.696 | 15 | 4'27.341 | 20.911 | 20.821 | 30.789 | 5'39.862P | | 10:44'35.588 |
| 8 | 27.377 | 19.835 | 20.452 | 30.738 | 1'38.402 | 281,3 | 10:20'04.098 | 16 | 27.755 | 20.011 | 20.277 | 30.444 | 1'38.487 | 270,0 | 10:46'14.075 |
| 9 | 30.453 | 22.664 | 22.244 | 39.556 | 1'54.917P | 254,7 | 10:21'59.015 | 17 | 27.497 | 19.952 | 20.334 | 30.331 | 1'38.114 | 272,7 | 10:47'52.189 |
| 10 | 9'40.698 | 20.891 | 20.811 | 32.913 | 10'55.313P | | 10:32'54.328 | 18 | 27.798 | 21.245 | 20.561 | 33.701 | 1'43.305 | 274,8 | 10:49'35.494 |
| 11 | 27.662 | 20.205 | 20.650 | 30.753 | 1'39.270 | 279,1 | 10:34'33.598 | 19 | 28.168 | 20.307 | 20.369 | 30.830 | 1'39.674 | 270,7 | 10:51'15.168 |
| 12 | 27.855 | 20.702 | 20.887 | 32.399 | 1'41.843 | 279,8 | 10:36'15.441 | | | | | | | | |
| 13 | 27.794 | 20.535 | 20.621 | 57.020 | 2'05.970P | 281,3 | 10:38'21.411 | | | | | | | | |
| 14 | 5'17.544 | 20.983 | 20.795 | 31.017 | 6'30.339P | | 10:44'51.750 | | | | | | | | |
| 15 | 27.336 | 19.680 | 20.475 | 30.441 | 1'37.932 | 279,8 | 10:46'29.682 | | | | | | | | |
| 16 | 27.249 | 19.939 | 21.052 | 41.799 | 1'50.039P | 280,5 | 10:48'19.721 | | | | | | | | |

| 8° 65 J. REA [1'37.965] | | | | | | | |
|-------------------------|---------------|---------------|---------------|---------------|-----------------|--------------|--------------|
| Lap | Seg.1 | Seg.2 | Seg.3 | Seg.4 | Lap Time | km/h | Local Time |
| 1 | | 20.890 | 21.222 | 30.601 | | | 10:16'33.272 |
| 2 | 27.413 | 21.146 | 20.833 | 30.504 | 1'39.896 | 279,1 | 10:18'13.168 |
| 3 | 28.116 | 20.389 | 20.483 | 30.274 | 1'39.262 | 280,5 | 10:19'52.430 |
| 4 | 27.706 | 20.075 | 20.468 | 30.165 | 1'38.414 | 278,4 | 10:21'30.844 |
| 5 | 27.456 | 20.046 | 20.927 | 30.220 | 1'38.649 | 276,9 | 10:23'09.493 |
| 6 | 27.169 | 21.382 | 21.206 | 30.868 | 1'40.625 | 279,8 | 10:24'50.118 |
| 7 | 27.197 | 19.932 | 21.046 | 30.163 | 1'38.338 | 279,8 | 10:26'28.456 |
| 8 | 27.268 | 20.175 | 20.466 | 30.056 | 1'37.965 | 279,8 | 10:28'06.421 |
| 9 | 27.204 | 20.207 | 20.306 | 30.369 | 1'38.086 | 279,1 | 10:29'44.507 |
| 10 | 29.680 | 22.997 | 21.584 | 36.745 | 1'51.006P | 279,8 | 10:31'35.513 |
| 11 | 12'53.519 | 22.230 | 21.448 | 31.635 | 14'08.832P | | 10:45'44.345 |
| 12 | 30.208 | 20.900 | 20.579 | 30.800 | 1'42.487 | 279,1 | 10:47'26.832 |
| 13 | 27.452 | 20.188 | 20.516 | 31.733 | 1'39.889 | 279,8 | 10:49'06.721 |
| 14 | 27.418 | 20.193 | 20.455 | 33.463 | 1'41.529 | 280,5 | 10:50'48.250 |

| 11° 22 A. LOWES [1'38.694] | | | | | | | |
|----------------------------|---------------|---------------|---------------|---------------|-----------------|--------------|--------------|
| Lap | Seg.1 | Seg.2 | Seg.3 | Seg.4 | Lap Time | km/h | Local Time |
| 1 | | 21.892 | 21.447 | 32.028 | | | 10:17'17.605 |
| 2 | 28.844 | 23.917 | 24.731 | 31.846 | 1'49.338C | 270,0 | 10:19'06.943 |
| 3 | 28.367 | 20.698 | 21.453 | 32.021 | 1'42.539 | 278,4 | 10:20'49.482 |
| 4 | 28.236 | 20.308 | 20.844 | 31.256 | 1'40.644 | 280,5 | 10:22'30.126 |
| 5 | 27.980 | 20.378 | 20.583 | 30.846 | 1'39.787 | 279,8 | 10:24'09.913 |
| 6 | 27.768 | 20.009 | 20.406 | 30.855 | 1'39.038 | 281,3 | 10:25'48.951 |
| 7 | 27.606 | 20.050 | 20.537 | 30.846 | 1'39.039 | 282,0 | 10:27'27.990 |
| 8 | 27.493 | 20.055 | 20.337 | 30.809 | 1'38.694 | 281,3 | 10:29'06.684 |
| 9 | 27.437 | 29.332 | 21.856 | 38.606 | 1'57.231CP | 281,3 | 10:31'03.915 |
| 10 | 9'02.175 | 21.087 | 21.028 | 31.495 | 10'15.785P | | 10:41'19.700 |
| 11 | 27.803 | 20.514 | 20.798 | 33.673 | 1'42.788 | 279,8 | 10:43'02.488 |
| 12 | 27.718 | 20.440 | 20.487 | 31.169 | 1'39.814 | 279,8 | 10:44'42.302 |
| 13 | 27.706 | 20.348 | 20.564 | 31.148 | 1'39.766 | 282,0 | 10:46'22.068 |
| 14 | 29.926 | 27.696 | 22.247 | 37.454 | 1'57.323CP | 253,5 | 10:48'19.391 |

| 12° 44 L. MAHIAS [1'38.697] | | | | | | | |
|-----------------------------|---------------|---------------|---------------|---------------|-----------------|--------------|--------------|
| Lap | Seg.1 | Seg.2 | Seg.3 | Seg.4 | Lap Time | km/h | Local Time |
| 1 | | 22.701 | 21.814 | 32.231 | | | 10:07'41.796 |
| 2 | 29.184 | 21.230 | 21.105 | 31.631 | 1'43.150 | 248,3 | 10:09'24.946 |
| 3 | 28.340 | 21.142 | 21.071 | 30.950 | 1'41.503C | 268,7 | 10:11'06.449 |
| 4 | 28.021 | 20.909 | 20.993 | 31.643 | 1'41.566 | 268,7 | 10:12'48.015 |
| 5 | 28.925 | 22.096 | 21.647 | 31.552 | 1'44.220 | 255,9 | 10:14'32.235 |
| 6 | 28.233 | 20.762 | 20.845 | 37.727 | 1'47.567 | 259,6 | 10:16'19.802 |
| 7 | 28.299 | 20.675 | 20.601 | 30.764 | 1'40.339 | 264,1 | 10:18'00.141 |
| 8 | 28.922 | 20.877 | 30.855 | 31.984 | 1'52.638 | 262,8 | 10:19'52.779 |
| 9 | 27.794 | 20.489 | 20.647 | 30.508 | 1'39.438 | 270,0 | 10:21'32.217 |
| 10 | 27.704 | 20.394 | 21.019 | 37.904 | 1'47.021P | 274,8 | 10:23'19.238 |
| 11 | 18'28.497 | 20.606 | 20.687 | 32.074 | 19'41.864P | | 10:43'01.102 |
| 12 | 27.727 | 20.158 | 20.373 | 30.439 | 1'38.697 | 273,4 | 10:44'39.799 |
| 13 | 27.682 | 20.010 | 20.597 | 30.626 | 1'38.915 | 275,5 | 10:46'18.714 |
| 14 | 28.076 | 20.315 | 21.073 | 30.779 | 1'40.243 | 274,8 | 10:47'58.957 |
| 15 | 27.637 | 20.150 | 20.531 | 37.428 | 1'45.746 | 274,8 | 10:49'44.703 |
| 16 | 27.730 | 20.226 | 28.230 | 35.294 | 1'51.480P | 272,0 | 10:51'36.183 |

| 9° 45 S. REDDING [1'38.052] | | | | | | | |
|-----------------------------|---------------|---------------|---------------|---------------|-----------------|--------------|--------------|
| Lap | Seg.1 | Seg.2 | Seg.3 | Seg.4 | Lap Time | km/h | Local Time |
| 1 | | 23.719 | 24.656 | 35.135 | | | 10:07'38.478 |
| 2 | 31.305 | 22.843 | 22.955 | 33.581 | 1'50.684 | 250,0 | 10:09'29.162 |
| 3 | 29.823 | 21.669 | 22.217 | 32.374 | 1'46.083 | 250,0 | 10:11'15.245 |
| 4 | 29.130 | 21.165 | 21.745 | 32.091 | 1'44.131 | 260,9 | 10:12'59.376 |
| 5 | 28.643 | 20.790 | 21.491 | 35.888 | 1'46.812P | 268,7 | 10:14'46.188 |
| 6 | 5'59.188 | 21.310 | 21.817 | 31.606 | 7'13.921P | | 10:22'00.109 |
| 7 | 28.517 | 20.885 | 21.191 | 31.874 | 1'42.467 | 274,1 | 10:23'42.576 |
| 8 | 28.148 | 20.600 | 22.081 | 31.530 | 1'42.359 | 276,9 | 10:25'24.935 |
| 9 | 28.237 | 20.757 | 21.249 | 31.196 | 1'41.439 | 279,1 | 10:27'06.374 |
| 10 | 28.076 | 20.498 | 23.093 | 31.109 | 1'42.776 | 279,1 | 10:28'49.150 |
| 11 | 27.934 | 20.922 | 20.939 | 30.998 | 1'40.793 | 279,8 | 10:30'29.943 |
| 12 | 29.731 | 21.827 | 24.199 | 37.931 | 1'53.688P | 278,4 | 10:32'23.631 |
| 13 | 12'33.554 | 22.156 | 21.832 | 31.970 | 13'49.512P | | 10:46'13.143 |
| 14 | 27.846 | 20.230 | 20.433 | 30.075 | 1'38.584 | 279,8 | 10:47'51.727 |
| 15 | 27.958 | 22.340 | 21.024 | 31.522 | 1'42.844C | 282,7 | 10:49'34.571 |
| 16 | 27.705 | 20.033 | 20.231 | 30.083 | 1'38.052 | 282,0 | 10:51'12.623 |

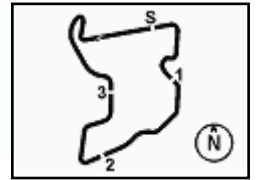
| 13° 5 P. OETTL [1'38.849] | | | | | | | |
|---------------------------|---------------|---------------|---------------|---------------|-----------------|--------------|--------------|
| Lap | Seg.1 | Seg.2 | Seg.3 | Seg.4 | Lap Time | km/h | Local Time |
| 1 | | 21.877 | 22.197 | 32.318 | | | 10:11'05.245 |
| 2 | 28.671 | 21.196 | 21.239 | 31.345 | 1'42.451 | 277,6 | 10:12'47.696 |
| 3 | 29.114 | 21.562 | 21.565 | 31.169 | 1'43.410 | 262,8 | 10:14'31.106 |
| 4 | 30.363 | 20.583 | 20.817 | 34.772 | 1'46.535 | 279,8 | 10:16'17.641 |
| 5 | 28.109 | 20.548 | 21.233 | 31.197 | 1'41.087 | 277,6 | 10:17'58.728 |
| 6 | 28.227 | 20.436 | 20.748 | 31.138 | 1'40.549 | 279,1 | 10:19'39.277 |
| 7 | 27.916 | 20.002 | 20.664 | 30.722 | 1'39.304 | 279,8 | 10:21'18.581 |
| 8 | 28.029 | 20.127 | 20.539 | 30.827 | 1'39.522 | 279,8 | 10:22'58.103 |
| 9 | 27.987 | 20.285 | 20.697 | 33.851 | 1'42.820C | 280,5 | 10:24'40.923 |
| 10 | 27.619 | 20.150 | 20.652 | 30.428 | 1'38.849 | 282,0 | 10:26'19.772 |
| 11 | 28.968 | 21.067 | 21.348 | 37.495 | 1'48.878P | 263,4 | 10:28'08.650 |
| 12 | 13'59.466 | 20.737 | 21.198 | 31.722 | 15'13.123P | | 10:43'21.773 |
| 13 | 28.839 | 20.620 | 26.801 | 32.117 | 1'48.377 | 282,0 | 10:45'10.150 |
| 14 | 32.863 | 21.782 | 21.270 | 38.394 | 1'54.309P | 278,4 | 10:47'04.459 |
| 15 | 2'35.541 | 21.125 | 21.612 | 31.682 | 3'49.960P | | 10:50'54.419 |

11/11/2022

P = Pits In/Out - C = Lap Time Cancelled

These data/results cannot be reproduced, stored and/or transmitted in whole or in part by any manner of electronic, mechanical, photocopying, recording, broadcasting or otherwise now known or herein after developed without the previous express consent by the copyright owner, except for reproduction in daily press and regular printed publications on sale to the public within 60 days of the event related to those data/results and always provided that copyright symbol appears together as follows below.

© DORNA WSBK ORGANIZATION Srl 2022



Pirelli Indonesian Round, 11-13 November 2022

Chronological Analysis Free Practice 1st Session

Pertamina Mandalika Circuit 4.301 m

3 / 4

| 14° 47 A. BASSANI [1'38.869] | | | | | | | |
|------------------------------|---------------|---------------|---------------|---------------|-----------------|--------------|--------------|
| Lap | Seg.1 | Seg.2 | Seg.3 | Seg.4 | Lap Time | km/h | Local Time |
| 1 | | 21.147 | 21.492 | 30.804 | | | 10:16'19.542 |
| 2 | 28.304 | 20.303 | 20.748 | 30.946 | 1'40.301 | 276,2 | 10:17'59.843 |
| 3 | 27.964 | 19.976 | 20.607 | 32.724 | 1'41.271 | 274,1 | 10:19'41.114 |
| 4 | 27.835 | 20.112 | 21.162 | 31.331 | 1'40.440 | 277,6 | 10:21'21.554 |
| 5 | 27.770 | 20.147 | 20.723 | 30.595 | 1'39.235 | 276,9 | 10:23'00.789 |
| 6 | 27.557 | 20.138 | 20.553 | 30.621 | 1'38.869 | 280,5 | 10:24'39.658 |
| 7 | 27.580 | 20.047 | 20.818 | 30.652 | 1'39.097 | 279,8 | 10:26'18.755 |
| 8 | 33.322 | 21.587 | 21.587 | 36.737 | 1'53.233P | 270,7 | 10:28'11.988 |
| 9 | 10'22.308 | 21.179 | 21.095 | 31.342 | 11'35.924P | | 10:39'47.912 |
| 10 | 28.085 | 20.385 | 20.708 | 30.837 | 1'40.015 | 276,2 | 10:41'27.927 |
| 11 | 27.871 | 20.203 | 20.981 | 31.293 | 1'40.348 | 279,1 | 10:43'08.275 |
| 12 | 27.889 | 20.422 | 20.852 | 31.450 | 1'40.613 | 278,4 | 10:44'48.888 |
| 13 | 31.415 | 22.668 | 22.099 | 31.562 | 1'47.744 | 262,1 | 10:46'36.632 |
| 14 | 28.150 | 20.529 | 21.028 | 31.302 | 1'41.009 | 279,8 | 10:48'17.641 |
| 15 | 33.315 | 21.622 | 21.408 | 37.219 | 1'53.564P | 264,7 | 10:50'11.205 |

| 15° 35 H. SYAHRIN [1'39.004] | | | | | | | |
|------------------------------|---------------|---------------|---------------|---------------|-----------------|--------------|--------------|
| Lap | Seg.1 | Seg.2 | Seg.3 | Seg.4 | Lap Time | km/h | Local Time |
| 1 | | 23.401 | 23.967 | 33.612 | | | 10:06'59.460 |
| 2 | 29.473 | 21.131 | 21.174 | 32.488 | 1'44.266 | 256,5 | 10:08'43.726 |
| 3 | 28.735 | 20.526 | 20.732 | 30.820 | 1'40.813 | 266,7 | 10:10'24.539 |
| 4 | 28.129 | 20.380 | 30.892 | 31.677 | 1'51.078 | 268,7 | 10:12'15.617 |
| 5 | 27.955 | 20.455 | 20.467 | 30.770 | 1'39.647 | 273,4 | 10:13'55.264 |
| 6 | 27.802 | 20.266 | 20.538 | 30.398 | 1'39.004 | 273,4 | 10:15'34.268 |
| 7 | 34.108 | 24.540 | 23.140 | 38.473 | 2'00.261CP | 272,7 | 10:17'34.529 |
| 8 | 16'24.871 | 22.246 | 22.275 | 31.245 | 17'40.637P | | 10:35'15.166 |
| 9 | 28.127 | 20.517 | 20.435 | 30.462 | 1'39.541 | 272,0 | 10:36'54.707 |
| 10 | 27.800 | 22.225 | 21.058 | 31.277 | 1'42.360C | 273,4 | 10:38'37.067 |
| 11 | 27.757 | 20.811 | 20.749 | 30.583 | 1'39.900 | 272,0 | 10:40'16.967 |
| 12 | 27.843 | 20.518 | 21.089 | 37.373 | 1'46.823 | 273,4 | 10:42'03.790 |
| 13 | 28.183 | 20.487 | 20.747 | 30.895 | 1'40.312 | 269,3 | 10:43'44.102 |
| 14 | 31.876 | 27.945 | 24.509 | 38.002 | 2'02.332CP | 272,7 | 10:45'46.434 |
| 15 | 3'23.478 | 24.067 | 21.104 | 30.746 | 4'39.395P | | 10:50'25.829 |

| 16° 31 G. GERLOFF [1'39.147] | | | | | | | |
|------------------------------|---------------|---------------|---------------|---------------|-----------------|--------------|--------------|
| Lap | Seg.1 | Seg.2 | Seg.3 | Seg.4 | Lap Time | km/h | Local Time |
| 1 | | 23.248 | 22.368 | 35.476 | | | 10:13'31.921 |
| 2 | 29.905 | 21.695 | 21.082 | 31.729 | 1'44.411 | 265,4 | 10:15'16.332 |
| 3 | 28.734 | 21.208 | 20.791 | 31.311 | 1'42.044 | 274,1 | 10:16'58.376 |
| 4 | 28.274 | 20.663 | 20.758 | 30.844 | 1'40.539 | 276,2 | 10:18'38.915 |
| 5 | 27.728 | 20.451 | 20.573 | 37.381 | 1'46.133C | 276,9 | 10:20'25.048 |
| 6 | 27.732 | 20.338 | 20.713 | 30.947 | 1'39.730 | 276,2 | 10:22'04.778 |
| 7 | 27.931 | 20.363 | 21.153 | 31.598 | 1'41.045 | 276,9 | 10:23'45.823 |
| 8 | 27.602 | 21.451 | 22.686 | 38.007 | 1'49.746P | 276,2 | 10:25'35.569 |
| 9 | 12'38.129 | 21.558 | 23.780 | 31.296 | 13'54.763P | | 10:39'30.332 |
| 10 | 28.213 | 21.048 | 20.677 | 31.157 | 1'41.095 | 274,1 | 10:41'11.427 |
| 11 | 27.991 | 20.706 | 20.660 | 30.799 | 1'40.156 | 276,2 | 10:42'51.583 |
| 12 | 27.780 | 20.712 | 20.587 | 30.479 | 1'39.558 | 275,5 | 10:44'31.141 |
| 13 | 27.695 | 20.514 | 20.593 | 30.681 | 1'39.483 | 276,2 | 10:46'10.624 |
| 14 | 27.925 | 21.392 | 20.642 | 30.954 | 1'40.913 | 276,9 | 10:47'51.537 |
| 15 | 27.691 | 20.339 | 20.707 | 41.663 | 1'50.400 | 276,2 | 10:49'41.937 |
| 16 | 27.710 | 20.196 | 20.632 | 30.609 | 1'39.147 | 277,6 | 10:51'21.084 |

| 17° 52 O. KONIG [1'39.360] | | | | | | | |
|----------------------------|--------|--------|--------|--------|----------|-------|--------------|
| Lap | Seg.1 | Seg.2 | Seg.3 | Seg.4 | Lap Time | km/h | Local Time |
| 1 | | 25.022 | 24.430 | 35.403 | | | 10:07'17.885 |
| 2 | 31.732 | 23.340 | 23.234 | 34.684 | 1'52.990 | 257,8 | 10:09'10.875 |
| 3 | 30.365 | 22.619 | 22.361 | 33.328 | 1'48.673 | 269,3 | 10:10'59.548 |
| 4 | 29.840 | 21.931 | 22.774 | 32.734 | 1'47.279 | 272,7 | 10:12'46.827 |
| 5 | 29.431 | 22.049 | 22.164 | 32.255 | 1'45.899 | 273,4 | 10:14'32.726 |
| 6 | 29.066 | 21.388 | 21.662 | 31.597 | 1'43.713 | 272,0 | 10:16'16.439 |

| | | | | | | | |
|----|---------------|---------------|---------------|---------------|-----------------|--------------|--------------|
| 7 | 28.633 | 21.331 | 21.582 | 31.971 | 1'43.517 | 276,9 | 10:17'59.956 |
| 8 | 28.975 | 21.099 | 21.543 | 32.527 | 1'44.144 | 265,4 | 10:19'44.100 |
| 9 | 28.774 | 21.320 | 21.726 | 32.114 | 1'43.934 | 274,8 | 10:21'28.034 |
| 10 | 28.564 | 21.242 | 21.700 | 32.102 | 1'43.608 | 274,1 | 10:23'11.642 |
| 11 | 28.645 | 21.344 | 21.709 | 42.806 | 1'54.504P | 275,5 | 10:25'06.146 |
| 12 | 7'33.663 | 21.842 | 22.886 | 32.169 | 8'50.560P | | 10:33'56.706 |
| 13 | 29.144 | 21.361 | 22.062 | 32.563 | 1'45.130 | 272,7 | 10:35'41.836 |
| 14 | 28.936 | 21.331 | 21.710 | 31.968 | 1'43.945 | 270,7 | 10:37'25.781 |
| 15 | 28.714 | 21.424 | 21.700 | 31.827 | 1'43.665 | 272,7 | 10:39'09.446 |
| 16 | 28.568 | 21.199 | 21.594 | 32.101 | 1'43.462 | 272,0 | 10:40'52.908 |
| 17 | 28.823 | 21.207 | 21.585 | 38.678 | 1'50.293P | 271,4 | 10:42'43.201 |
| 18 | 4'04.454 | 20.785 | 20.927 | 30.890 | 5'17.056P | | 10:48'00.257 |
| 19 | 27.782 | 20.438 | 20.533 | 30.607 | 1'39.360 | 274,1 | 10:49'39.617 |
| 20 | 28.867 | 21.495 | 21.167 | 31.065 | 1'42.594 | 274,8 | 10:51'22.211 |

| 18° 76 L. BAZ [1'39.444] | | | | | | | |
|--------------------------|---------------|---------------|---------------|---------------|-----------------|--------------|--------------|
| Lap | Seg.1 | Seg.2 | Seg.3 | Seg.4 | Lap Time | km/h | Local Time |
| 1 | | 23.818 | 23.401 | 33.342 | | | 10:07'04.672 |
| 2 | 29.394 | 22.180 | 25.567 | 31.986 | 1'49.127 | 242,7 | 10:08'53.799 |
| 3 | 29.026 | 22.037 | 21.309 | 31.721 | 1'44.093 | 276,9 | 10:10'37.892 |
| 4 | 28.437 | 21.160 | 22.565 | 31.426 | 1'43.588 | 277,6 | 10:12'21.480 |
| 5 | 28.212 | 21.106 | 22.121 | 33.605 | 1'45.044C | 279,1 | 10:14'06.524 |
| 6 | 28.424 | 21.381 | 21.219 | 31.709 | 1'42.733 | 279,1 | 10:15'49.257 |
| 7 | 28.189 | 21.203 | 21.034 | 33.241 | 1'43.667 | 278,4 | 10:17'32.924 |
| 8 | 28.104 | 21.451 | 20.969 | 31.269 | 1'41.793 | 279,8 | 10:19'14.717 |
| 9 | 28.284 | 21.426 | 20.983 | 31.372 | 1'42.065 | 276,9 | 10:20'56.782 |
| 10 | 28.039 | 21.461 | 24.946 | 32.008 | 1'46.454 | 279,1 | 10:22'43.236 |
| 11 | 28.528 | 20.815 | 25.577 | 37.593 | 1'52.513P | 277,6 | 10:24'35.749 |
| 12 | 13'10.674 | 22.258 | 22.303 | 33.037 | 14'28.272P | | 10:39'04.021 |
| 13 | 27.839 | 20.908 | 20.697 | 31.015 | 1'40.459 | 276,9 | 10:40'44.480 |
| 14 | 27.693 | 20.714 | 20.564 | 30.569 | 1'39.540 | 279,1 | 10:42'24.020 |
| 15 | 27.582 | 20.743 | 20.474 | 30.645 | 1'39.444 | 280,5 | 10:44'03.464 |
| 16 | 34.588 | 20.967 | 20.672 | 34.946 | 1'51.173C | 279,8 | 10:45'54.637 |
| 17 | 28.545 | 23.037 | 21.316 | 31.177 | 1'44.075 | 279,8 | 10:47'38.712 |
| 18 | 28.074 | 20.656 | 20.403 | 36.351 | 1'45.484 | 279,1 | 10:49'24.196 |
| 19 | 27.705 | 20.491 | 20.901 | 35.083 | 1'44.180 | 279,8 | 10:51'08.376 |

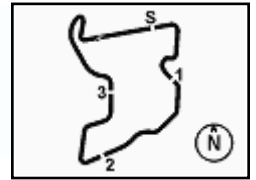
| 19° 36 L. MERCADO [1'39.749] | | | | | | | |
|------------------------------|---------------|---------------|---------------|---------------|-----------------|--------------|--------------|
| Lap | Seg.1 | Seg.2 | Seg.3 | Seg.4 | Lap Time | km/h | Local Time |
| 1 | | | | | | | 10:07'03.033 |
| 2 | 29.088 | 21.603 | | | 1'44.507 | 268,0 | 10:08'47.540 |
| 3 | | | | | 1'43.076 | | 10:10'30.616 |
| 4 | 28.418 | 24.974 | | | 1'46.022 | | 10:12'16.638 |
| 5 | 28.195 | 20.874 | | | 1'41.131 | 275,5 | 10:13'57.769 |
| 6 | 28.326 | 21.391 | | | 1'48.277P | 274,1 | 10:15'46.046 |
| 7 | | | | | 8'04.377P | | 10:23'50.423 |
| 8 | | | | | 1'42.169 | | 10:25'32.592 |
| 9 | | | | | 1'41.830 | | 10:27'14.422 |
| 10 | | | | | 1'41.802 | | 10:28'56.224 |
| 11 | | | | | 1'42.561 | | 10:30'38.785 |
| 12 | | | | | 1'55.735P | | 10:32'34.520 |
| 13 | 7'06.892 | 21.479 | 21.284 | 31.101 | 8'20.756P | | 10:40'55.276 |
| 14 | 28.104 | 20.602 | 20.851 | 31.249 | 1'40.806 | 276,2 | 10:42'36.082 |
| 15 | 27.754 | 20.588 | 20.753 | 30.654 | 1'39.749 | 276,9 | 10:44'15.831 |
| 16 | 29.319 | 20.805 | 24.523 | 30.695 | 1'45.342 | 277,6 | 10:46'01.173 |
| 17 | 28.116 | 20.540 | 20.923 | 30.822 | 1'40.401 | 276,9 | 10:47'41.574 |
| 18 | 27.911 | 20.496 | 20.935 | 30.757 | 1'40.099 | 278,4 | 10:49'21.673 |
| 19 | 31.718 | 21.632 | 21.083 | 31.346 | 1'45.779 | 275,5 | 10:51'07.452 |

| 20° 12 X. FORES [1'39.754] | | | | | | | |
|----------------------------|--------|--------|--------|--------|----------|-------|--------------|
| Lap | Seg.1 | Seg.2 | Seg.3 | Seg.4 | Lap Time | km/h | Local Time |
| 1 | | 24.504 | 23.393 | 34.152 | | | 10:07'51.313 |
| 2 | 30.421 | 22.870 | 21.975 | 33.208 | 1'48.474 | 241,6 | 10:09'39.787 |

11/11/2022 P = Pits In/Out - C = Lap Time Cancelled

These data/results cannot be reproduced, stored and/or transmitted in whole or in part by any manner of electronic, mechanical, photocopying, recording, broadcasting or otherwise now known or herein after developed without the previous express consent by the copyright owner, except for reproduction in daily press and regular printed publications on sale to the public within 60 days of the event related to those data/results and always provided that copyright symbol appears together as follows below.

© DORNA WSBK ORGANIZATION Srl 2022



Pirelli Indonesian Round, 11-13 November 2022

Chronological Analysis Free Practice 1st Session

| | | | | | | | |
|----|---------------|---------------|---------------|---------------|-----------------|--------------|--------------|
| 3 | 29.115 | 22.001 | 21.483 | 32.198 | 1'44.797 | 266,7 | 10:11'24.584 |
| 4 | 28.634 | 21.510 | 22.054 | 32.193 | 1'44.391 | 268,7 | 10:13'08.975 |
| 5 | 28.530 | 21.396 | 21.136 | 31.658 | 1'42.720 | 270,0 | 10:14'51.695 |
| 6 | 28.257 | 21.071 | 20.997 | 31.150 | 1'41.475 | 274,1 | 10:16'33.170 |
| 7 | 28.302 | 21.191 | 21.021 | 31.162 | 1'41.676 | 274,1 | 10:18'14.846 |
| 8 | 28.243 | 21.007 | 20.879 | 31.158 | 1'41.287 | 271,4 | 10:19'56.133 |
| 9 | 28.106 | 21.002 | 20.964 | 31.048 | 1'41.120 | 276,9 | 10:21'37.253 |
| 10 | 28.077 | 21.074 | 20.938 | 30.852 | 1'40.941 | 277,6 | 10:23'18.194 |
| 11 | 27.927 | 20.686 | 20.706 | 31.313 | 1'40.632 | 279,8 | 10:24'58.826 |
| 12 | 27.958 | 20.997 | 23.153 | 39.003 | 1'51.111P | 279,1 | 10:26'49.937 |
| 13 | 14'28.663 | 21.985 | 21.129 | 31.822 | 15'43.599P | | 10:42'33.536 |
| 14 | 28.280 | 20.913 | 20.778 | 31.315 | 1'41.286 | 273,4 | 10:44'14.822 |
| 15 | 33.308 | 22.313 | 26.461 | 31.091 | 1'53.173 | 185,2 | 10:46'07.995 |
| 16 | 31.562 | 21.928 | 21.550 | 30.689 | 1'45.729 | 279,1 | 10:47'53.724 |
| 17 | 27.893 | 20.654 | 21.377 | 31.294 | 1'41.218 | 270,7 | 10:49'34.942 |
| 18 | 27.984 | 20.544 | 20.485 | 30.741 | 1'39.754 | 276,2 | 10:51'14.696 |

| 21° | | 3 K. NOZANE [1'40.704] | | | | | |
|-----|---------------|------------------------|---------------|---------------|-----------------|--------------|--------------|
| Lap | Seg.1 | Seg.2 | Seg.3 | Seg.4 | Lap Time | km/h | Local Time |
| 1 | | 24.687 | 23.816 | 35.351 | | | 10:07'19.722 |
| 2 | 31.574 | 23.401 | 23.189 | 34.158 | 1'52.322 | 231,3 | 10:09'12.044 |
| 3 | 30.489 | 22.771 | 22.255 | 33.025 | 1'48.540 | 247,7 | 10:11'00.584 |
| 4 | 29.503 | 22.595 | 22.232 | 32.526 | 1'46.856 | 261,5 | 10:12'47.440 |
| 5 | 29.240 | 22.424 | 22.127 | 31.774 | 1'45.565 | 267,3 | 10:14'33.005 |
| 6 | 28.953 | 21.929 | 21.563 | 32.087 | 1'44.532 | 262,8 | 10:16'17.537 |
| 7 | 28.800 | 22.152 | 31.281 | 39.117 | 2'01.350 | 263,4 | 10:18'18.887 |
| 8 | 29.231 | 22.271 | 21.901 | 43.182 | 1'56.585P | 269,3 | 10:20'15.472 |
| 9 | 7'37.232 | 23.385 | 22.295 | 32.900 | 8'55.812P | | 10:29'11.284 |
| 10 | 29.047 | 22.498 | 22.019 | 32.770 | 1'46.334 | | 10:30'57.618 |
| 11 | 28.823 | 22.543 | 21.889 | 32.412 | 1'45.667 | 272,0 | 10:32'43.285 |
| 12 | 28.933 | 22.747 | 22.812 | 37.949 | 1'52.441P | 272,7 | 10:34'35.726 |
| 13 | 6'11.034 | 21.851 | 21.328 | 31.869 | 7'26.082P | | 10:42'01.808 |
| 14 | 28.247 | 21.252 | 20.905 | 31.188 | 1'41.592 | 272,7 | 10:43'43.400 |
| 15 | 27.722 | 21.086 | 20.791 | 31.222 | 1'40.821 | 274,8 | 10:45'24.221 |
| 16 | 27.959 | 21.185 | 20.697 | 30.863 | 1'40.704 | 275,5 | 10:47'04.925 |
| 17 | 27.837 | 25.355 | 21.186 | 31.023 | 1'45.401C | 275,5 | 10:48'50.326 |
| 18 | 31.569 | 26.604 | 22.670 | 44.443 | 2'05.286CP | 273,4 | 10:50'55.612 |

| 22° | | 50 E. LAVERTY [1'41.630] | | | | | |
|-----|---------------|--------------------------|---------------|---------------|-----------------|--------------|--------------|
| Lap | Seg.1 | Seg.2 | Seg.3 | Seg.4 | Lap Time | km/h | Local Time |
| 1 | | 23.709 | 24.995 | 33.223 | | | 10:07'05.365 |
| 2 | 30.164 | 22.315 | 25.136 | 33.833 | 1'51.448 | 231,8 | 10:08'56.813 |
| 3 | 30.127 | 22.608 | 22.346 | 33.850 | 1'48.931 | 240,0 | 10:10'45.744 |
| 4 | 29.695 | 22.304 | 21.785 | 32.701 | 1'46.485 | 247,1 | 10:12'32.229 |
| 5 | 29.376 | 21.918 | 21.552 | 32.197 | 1'45.043 | 262,8 | 10:14'17.272 |
| 6 | 28.858 | 21.732 | 21.483 | 31.924 | 1'43.997 | 274,8 | 10:16'01.269 |
| 7 | 28.923 | 21.710 | 21.402 | 31.949 | 1'43.984 | 274,8 | 10:17'45.253 |
| 8 | 28.627 | 21.627 | 21.367 | 31.830 | 1'43.451 | 273,4 | 10:19'28.704 |
| 9 | 28.586 | 21.608 | 21.428 | 31.530 | 1'43.152 | 275,5 | 10:21'11.856 |
| 10 | 30.960 | 22.181 | 23.652 | 38.365 | 1'55.158P | 272,7 | 10:23'07.014 |
| 11 | 11'59.452 | 23.880 | 22.556 | 32.796 | 13'18.684P | | 10:36'25.698 |
| 12 | 28.765 | 21.880 | 21.572 | 31.863 | 1'44.080 | 278,4 | 10:38'09.778 |
| 13 | 28.638 | 21.560 | 21.287 | 31.537 | 1'43.022 | 282,7 | 10:39'52.800 |
| 14 | 28.457 | 21.508 | 21.280 | 31.359 | 1'42.604 | 282,7 | 10:41'35.404 |
| 15 | 28.829 | 21.475 | 21.100 | 35.424 | 1'46.828 | 283,5 | 10:43'22.232 |
| 16 | 28.689 | 21.513 | 21.294 | 32.364 | 1'43.860 | 280,5 | 10:45'06.092 |
| 17 | 28.148 | 21.479 | 21.014 | 31.089 | 1'41.730 | 284,2 | 10:46'47.822 |
| 18 | 28.287 | 21.331 | 20.999 | 31.186 | 1'41.803 | 283,5 | 10:48'29.625 |
| 19 | 28.121 | 21.161 | 20.980 | 31.368 | 1'41.630 | 283,5 | 10:50'11.255 |

11/11/2022 P = Pits In/Dut - C = Lap Time Cancelled

These data/results cannot be reproduced, stored and/or transmitted in whole or in part by any manner of electronic, mechanical, photocopying, recording, broadcasting or otherwise now known or herein after developed without the previous express consent by the copyright owner, except for reproduction in daily press and regular printed publications on sale to the public within 60 days of the event related to those data/results and always provided that copyright symbol appears together as follows below.

© DORNA WSBK ORGANIZATION Srl 2022