

No.	Rider	Nat	Team	Bike	Class	Time	Gap	Rel.	Laps	Speed	
										Avg	Max
1	<b>1</b> T. RAZGATLIOGLU	TUR	Pata Yamaha with Brixx WorldSBK	Yamaha YZF R1		<b>1'32.294</b>			11	167,764	<b>285,7</b>
2	<b>55</b> A. LOCATELLI	ITA	Pata Yamaha with Brixx WorldSBK	Yamaha YZF R1		<b>1'33.349</b>	1.055	1.055	15	165,868	<b>285,7</b>
3	<b>19</b> A. BAUTISTA	ESP	Aruba.it Racing - Ducati	Ducati Panigale V4R		<b>1'33.491</b>	1.197	0.142	16	165,616	<b>291,9</b>
4	<b>65</b> J. REA	GBR	Kawasaki Racing Team WorldSBK	Kawasaki ZX-10RR		<b>1'33.660</b>	1.366	0.169	12	165,317	<b>287,2</b>
5	<b>47</b> A. BASSANI	ITA	Motocorsa Racing	Ducati Panigale V4R	IND	<b>1'33.768</b>	1.474	0.108	13	165,127	<b>287,2</b>
6	<b>31</b> G. GERLOFF	USA	GYTR GRT Yamaha WorldSBK Team	Yamaha YZF R1	IND	<b>1'33.785</b>	1.491	0.017	10	165,097	<b>282,0</b>
7	<b>5</b> P. OETTL	GER	Team GoEleven	Ducati Panigale V4R	IND	<b>1'33.992</b>	1.698	0.207	16	164,733	<b>285,7</b>
8	<b>21</b> M. RINALDI	ITA	Aruba.it Racing - Ducati	Ducati Panigale V4R		<b>1'34.155</b>	1.861	0.163	15	164,448	<b>288,0</b>
9	<b>45</b> S. REDDING	GBR	BMW Motorrad WorldSBK Team	BMW M1000RR		<b>1'34.342</b>	2.048	0.187	14	164,122	<b>285,0</b>
10	<b>60</b> M. VAN DER MARK	NED	BMW Motorrad WorldSBK Team	BMW M1000RR		<b>1'34.433</b>	2.139	0.091	15	163,964	<b>287,2</b>
11	<b>97</b> X. VIERGE	ESP	Team HRC	Honda CBR1000 RR-R		<b>1'34.661</b>	2.367	0.228	16	163,569	<b>291,1</b>
12	<b>22</b> A. LOWES	GBR	Kawasaki Racing Team WorldSBK	Kawasaki ZX-10RR		<b>1'34.663</b>	2.369	0.002	15	163,565	<b>286,5</b>
13	<b>36</b> L. MERCADO	ARG	MIE Racing Honda Team	Honda CBR1000 RR-R	IND	<b>1'34.822</b>	2.528	0.159	11	163,291	<b>284,2</b>
14	<b>76</b> L. BAZ	FRA	Bonovo Action BMW	BMW M1000RR	IND	<b>1'34.832</b>	2.538	0.010	15	163,274	<b>285,7</b>
15	<b>52</b> O. KONIG	CZE	Orelac Racing Verdunatura	Kawasaki ZX-10RR	IND	<b>1'35.028</b>	2.734	0.196	14	162,937	<b>279,1</b>
16	<b>12</b> X. FORES	ESP	BARNI Spark Racing Team	Ducati Panigale V4R	IND	<b>1'35.174</b>	2.880	0.146	11	162,687	<b>283,5</b>
17	<b>3</b> K. NOZANE	JPN	GYTR GRT Yamaha WorldSBK Team	Yamaha YZF R1	IND	<b>1'35.773</b>	3.479	0.599	16	161,670	<b>281,3</b>
18	<b>44</b> L. MAHIAS	FRA	Kawasaki Puccetti Racing	Kawasaki ZX-10RR	IND	<b>1'35.991</b>	3.697	0.218	4	161,303	<b>279,8</b>
19	<b>11</b> K. SMITH	GBR	TPR Team Pedercini Racing	Kawasaki ZX-10RR	IND	<b>1'36.138</b>	3.844	0.147	13	161,056	<b>274,1</b>
20	<b>35</b> H. SYAHRIN	MAS	MIE Racing Honda Team	Honda CBR1000 RR-R	IND	<b>1'36.531</b>	4.237	0.393	15	160,400	<b>280,5</b>
<b>Out 105% in this Session</b>											
21	<b>50</b> E. LAVERTY	IRL	Bonovo Action BMW	BMW M1000RR	IND	<b>1'37.183</b>	4.889	0.652	13	159,324	<b>285,7</b>
22	<b>7</b> I. LECUONA	ESP	Team HRC	Honda CBR1000 RR-R					0		

Qualifying Lap Time (105% of 1'32.294): **1'36.909**

N.7 (Lecuona I.) has been declared unfit after FP2

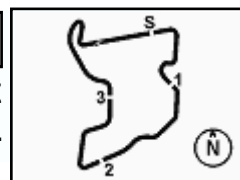
AIR	Humidity:	70%	Temp:	31°C
TRACK	Condition:	Dry	Temp:	40°C

Records	Pole	(SP)	2021 T.Razgatioglu	1'32.877	166,710	Km/h
	Race	(RC1)	2021 T.Razgatioglu	1'34.288	164,220	Km/h
	All Times	(SP)	2021 T.Razgatioglu	1'32.877	166,710	Km/h

Start 12/11/2022 08:30 End 09:06 The results are provisional until the end of the time limit for protests and appeals and the completion of the technical checks.

These data/results cannot be reproduced, stored and/or transmitted in whole or in part by any manner of electronic, mechanical, photocopying, recording, broadcasting or otherwise now known or herein after developed without the previous express consent by the copyright owner, except for reproduction in daily press and regular printed publications on sale to the public within 60 days of the event related to those data/results and always provided that copyright symbol appears together as follows below.

© DORNA WSBK ORGANIZATION Srl 2022



## Pirelli Indonesian Round, 11-13 November 2022

### Results Free Practice 3rd Session

#### Session Highlights

Local Time	No. Rider	Description
08.30.00		Start
08.30.15		WorldSBK Pit Intervention Time: Imin 2secs
08.30.52	<b>76</b> L. <b>BAZ</b>	Current Lap Cancelled - Exceeded Track Limits - Turn 8
08.33.13	<b>31</b> G. <b>GERLOFF</b>	Current Lap Cancelled - Exceeded Track Limits - Turn 8
08.35.53	<b>60</b> M. <b>VAN DER MARK</b>	Current Lap Cancelled - Exceeded Track Limits - Turn 8
08.35.55	<b>44</b> L. <b>MAHIAS</b>	Current Lap Cancelled - Exceeded Track Limits - Turn 9
08.38.08	<b>21</b> M. <b>RINALDI</b>	Current Lap Cancelled - Exceeded Track Limits - Turn 8
08.38.45	<b>97</b> X. <b>VIERGE</b>	Lap Cancelled [1'52.235] - Exceeded Track Limits - Turn 14
08.38.59	<b>76</b> L. <b>BAZ</b>	Current Lap Cancelled - Exceeded Track Limits - Turn 8
08.39.17	<b>97</b> X. <b>VIERGE</b>	Current Lap Cancelled - Exceeded Track Limits - Turn 8
08.39.58	<b>12</b> X. <b>FORES</b>	Current Lap Cancelled - Exceeded Track Limits - Turn 8
08.42.08	<b>76</b> L. <b>BAZ</b>	On the Gravel - Re-Joined - Turn 2
08.43.46	<b>44</b> L. <b>MAHIAS</b>	Crashed - Turn 16
08.44.04	<b>97</b> X. <b>VIERGE</b>	Current Lap Cancelled - Exceeded Track Limits - Turn 8
08.45.33		RED FLAG
08.50.00		Session Restart
08.53.05	<b>44</b> L. <b>MAHIAS</b>	Medical Centre
08.53.27	<b>22</b> A. <b>LOWES</b>	Current Lap Cancelled - Exceeded Track Limits - Turn 8
08.54.01	<b>60</b> M. <b>VAN DER MARK</b>	Current Lap Cancelled - Exceeded Track Limits - Turn 8
08.54.08	<b>76</b> L. <b>BAZ</b>	Current Lap Cancelled - Exceeded Track Limits - Turn 8
08.58.04	<b>12</b> X. <b>FORES</b>	Current Lap Cancelled - Exceeded Track Limits - Turn 8
08.58.24	<b>22</b> A. <b>LOWES</b>	Current Lap Cancelled - Exceeded Track Limits - Turn 8
08.58.45	<b>11</b> K. <b>SMITH</b>	Lap Cancelled [12'33.171] - Exceeded Track Limits - Turn 14
08.59.38	<b>97</b> X. <b>VIERGE</b>	Current Lap Cancelled - Exceeded Track Limits - Turn 8
09.00.15	<b>35</b> H. <b>SVAHNIN</b>	Current Lap Cancelled - Exceeded Track Limits - Turn 8
09.01.22	<b>12</b> X. <b>FORES</b>	Current Lap Cancelled - Exceeded Track Limits - Turn 8
09.02.26	<b>19</b> A. <b>BAUTISTA</b>	Racelink GPS not working from half of the session
09.03.12	<b>12</b> X. <b>FORES</b>	Current Lap Cancelled - Exceeded Track Limits - Turn 8
09.03.37	<b>55</b> A. <b>LOCATELLI</b>	Lap Cancelled [1'38.151] - Exceeded Track Limits - Turn 14
09.03.50	<b>36</b> L. <b>MERCADO</b>	Lap Cancelled [1'39.805] - Exceeded Track Limits - Turn 14
09.03.58	<b>76</b> L. <b>BAZ</b>	Current Lap Cancelled - Exceeded Track Limits - Turn 8
09.04.16	<b>47</b> A. <b>BASSANI</b>	Current Lap Cancelled - Exceeded Track Limits - Turn 8
09.04.18	<b>3</b> K. <b>NOZANE</b>	Current Lap Cancelled - Exceeded Track Limits - Turn 8
09.06.40		End Of Session

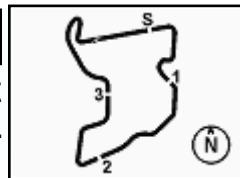
#### Fastest Laps Sequence

No.	Rider	Nat	Team	Bike	Local Time	Time	Gap	Avg
<b>19</b>	A. <b>BAUTISTA</b>	ESP	Aruba.it Racing - Ducati	Ducati Panigale V4R	08:33'29.927	<b>1'35.042</b>		162,913
<b>65</b>	J. <b>REA</b>	GBR	Kawasaki Racing Team WorldSBK	Kawasaki ZX-10RR	08:33'34.686	<b>1'34.895</b>	-0.147	163,166
<b>19</b>	A. <b>BAUTISTA</b>	ESP	Aruba.it Racing - Ducati	Ducati Panigale V4R	08:35'04.081	<b>1'34.154</b>	-0.741	164,450
<b>19</b>	A. <b>BAUTISTA</b>	ESP	Aruba.it Racing - Ducati	Ducati Panigale V4R	08:36'37.609	<b>1'33.528</b>	-0.626	165,550
<b>19</b>	A. <b>BAUTISTA</b>	ESP	Aruba.it Racing - Ducati	Ducati Panigale V4R	08:41'19.366	<b>1'33.491</b>	-0.037	165,616
<b>1</b>	T. <b>RAZGATLIOGLU</b>	TUR	Pata Yamaha with Brixx WorldSBK	Yamaha YZF R1	08:42'54.213	<b>1'32.953</b>	-0.538	166,575
<b>1</b>	T. <b>RAZGATLIOGLU</b>	TUR	Pata Yamaha with Brixx WorldSBK	Yamaha YZF R1	09:05'09.114	<b>1'32.294</b>	-0.659	167,764

12/11/2022 Start 08:30 End 09:06 The results are provisional until the end of the time limit for protests and appeals and the completion of the technical checks.

These data/results cannot be reproduced, stored and/or transmitted in whole or in part by any manner of electronic, mechanical, photocopying, recording, broadcasting or otherwise now known or herein after developed without the previous express consent by the copyright owner, except for reproduction in daily press and regular printed publications on sale to the public within 60 days of the event related to those data/results and always provided that copyright symbol appears together as follows below.

© DORNA WSBK ORGANIZATION Srl 2022



## Pirelli Indonesian Round, 11-13 November 2022

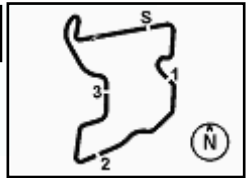
### Free Practices Combined Results

No.	Rider	Nat	Team	Bike	Class	FP1	FP2	FP3	Time	Gap	Rel.	Avg	LL
1	<b>1 T. RAZGATLIOGLU</b>	TUR	Pata Yamaha with Brixx WorldSBK	Yamaha YZF R1		1'36.938	1'34.088	<b>1'32.294</b>	<b>1'32.294</b>			167,764	49
2	<b>55 A. LOCATELLI</b>	ITA	Pata Yamaha with Brixx WorldSBK	Yamaha YZF R1		1'37.913	1'34.941	<b>1'33.349</b>	<b>1'33.349</b>	1.055	1.055	165,868	52
3	<b>19 A. BAUTISTA</b>	ESP	Aruba.it Racing - Ducati	Ducati Panigale V4R		1'37.509	1'33.626	<b>1'33.491</b>	<b>1'33.491</b>	1.197	0.142	165,616	59
4	<b>65 J. REA</b>	GBR	Kawasaki Racing Team WorldSBK	Kawasaki ZX-10RR		1'37.965	1'34.595	<b>1'33.660</b>	<b>1'33.660</b>	1.366	0.169	165,317	41
5	<b>47 A. BASSANI</b>	ITA	Motocorsa Racing	Ducati Panigale V4R	IND	1'38.869	1'35.139	<b>1'33.768</b>	<b>1'33.768</b>	1.474	0.108	165,127	46
6	<b>31 G. GERLOFF</b>	USA	GYTR GRT Yamaha WorldSBK Team	Yamaha YZF R1	IND	1'39.147	1'34.843	<b>1'33.785</b>	<b>1'33.785</b>	1.491	0.017	165,097	45
7	<b>5 P. OETTL</b>	GER	Team GoEleven	Ducati Panigale V4R	IND	1'38.849	1'35.610	<b>1'33.992</b>	<b>1'33.992</b>	1.698	0.207	164,733	47
8	<b>21 M. RINALDI</b>	ITA	Aruba.it Racing - Ducati	Ducati Panigale V4R		1'37.932	1'34.590	<b>1'34.155</b>	<b>1'34.155</b>	1.861	0.163	164,448	48
9	<b>45 S. REDDING</b>	GBR	BMW Motorrad WorldSBK Team	BMW M1000RR		1'38.052	1'35.213	<b>1'34.342</b>	<b>1'34.342</b>	2.048	0.187	164,122	49
10	<b>60 M. VAN DER MARK</b>	NED	BMW Motorrad WorldSBK Team	BMW M1000RR		1'37.719	1'36.331	<b>1'34.433</b>	<b>1'34.433</b>	2.139	0.091	163,964	47
11	<b>97 X. VIERGE</b>	ESP	Team HRC	Honda CBR1000 RR-R		1'37.882	1'35.022	<b>1'34.661</b>	<b>1'34.661</b>	2.367	0.228	163,569	53
12	<b>22 A. LOWES</b>	GBR	Kawasaki Racing Team WorldSBK	Kawasaki ZX-10RR		1'38.694	1'35.265	<b>1'34.663</b>	<b>1'34.663</b>	2.369	0.002	163,565	49
13	<b>36 L. MERCADO</b>	ARG	MIE Racing Honda Team	Honda CBR1000 RR-R	IND	1'39.749	1'37.346	<b>1'34.822</b>	<b>1'34.822</b>	2.528	0.159	163,291	49
14	<b>76 L. BAZ</b>	FRA	Bonovo Action BMW	BMW M1000RR	IND	1'39.444	1'37.156	<b>1'34.832</b>	<b>1'34.832</b>	2.538	0.010	163,274	54
15	<b>12 X. FORES</b>	ESP	BARNI Spark Racing Team	Ducati Panigale V4R	IND	1'39.754	<b>1'34.871</b>	1'35.174	<b>1'34.871</b>	2.577	0.039	163,207	49
16	<b>52 D. KONIG</b>	CZE	Orelac Racing Verdnatura	Kawasaki ZX-10RR	IND	1'39.360	1'39.095	<b>1'35.028</b>	<b>1'35.028</b>	2.734	0.157	162,937	49
17	<b>44 L. MAHIAS</b>	FRA	Kawasaki Puccetti Racing	Kawasaki ZX-10RR	IND	1'38.697	<b>1'35.414</b>	1'35.991	<b>1'35.414</b>	3.120	0.386	162,278	37
18	<b>7 I. LECUONA</b>	ESP	Team HRC	Honda CBR1000 RR-R		1'37.127	<b>1'35.766</b>		<b>1'35.766</b>	3.472	0.352	161,682	22
19	<b>3 K. NOZANE</b>	JPN	GYTR GRT Yamaha WorldSBK Team	Yamaha YZF R1	IND	1'40.704	1'37.088	<b>1'35.773</b>	<b>1'35.773</b>	3.479	0.007	161,670	51
20	<b>11 K. SMITH</b>	GBR	TPR Team Pedercini Racing	Kawasaki ZX-10RR	IND	1'38.114	1'37.790	<b>1'36.138</b>	<b>1'36.138</b>	3.844	0.365	161,056	48
21	<b>35 H. SYHRIN</b>	MAS	MIE Racing Honda Team	Honda CBR1000 RR-R	IND	1'39.004	1'38.249	<b>1'36.531</b>	<b>1'36.531</b>	4.237	0.393	160,400	31
22	<b>50 E. LAVERTY</b>	IRL	Bonovo Action BMW	BMW M1000RR	IND	1'41.630	<b>1'36.948</b>	1'37.183	<b>1'36.948</b>	4.654	0.417	159,710	48

12/11/2022

These data/results cannot be reproduced, stored and/or transmitted in whole or in part by any manner of electronic, mechanical, photocopying, recording, broadcasting or otherwise now known or herein after developed without the previous express consent by the copyright owner, except for reproduction in daily press and regular printed publications on sale to the public within 60 days of the event related to those data/results and always provided that copyright symbol appears together as follows below.

© DORNA WSBK ORGANIZATION Srl 2022



## Pirelli Indonesian Round, 11-13 November 2022

### Best Sectors & Speed Free Practice 3rd Session

BEST LAP			
1	1	T. RAZGATLIOGLU	Yamaha YZF R1 1'32.294
2	55	A. LOCATELLI	Yamaha YZF R1 1'33.349
3	19	A. BAUTISTA	Ducati Panigale V4R 1'33.491
4	65	J. REA	Kawasaki ZX-10RR 1'33.660
5	47	A. BASSANI	Ducati Panigale V4R 1'33.768
6	31	G. GERLOFF	Yamaha YZF R1 1'33.785
7	5	P. OETTL	Ducati Panigale V4R 1'33.992
8	21	M. RINALDI	Ducati Panigale V4R 1'34.155
9	45	S. REDDING	BMW M1000RR 1'34.342
10	60	M. VAN DER MARK	BMW M1000RR 1'34.433
11	97	X. VIERGE	Honda CBR1000 RR-R 1'34.661
12	22	A. LOWES	Kawasaki ZX-10RR 1'34.663
13	36	L. MERCADO	Honda CBR1000 RR-R 1'34.822
14	76	L. BAZ	BMW M1000RR 1'34.832
15	52	D. KONIG	Kawasaki ZX-10RR 1'35.028
16	12	X. FORES	Ducati Panigale V4R 1'35.174
17	3	K. NOZANE	Yamaha YZF R1 1'35.773
18	44	L. MAHIAS	Kawasaki ZX-10RR 1'35.991
19	11	K. SMITH	Kawasaki ZX-10RR 1'36.138
20	35	H. SYAHRIN	Honda CBR1000 RR-R 1'36.531
21	50	E. LAVERTY	BMW M1000RR 1'37.183
22	7	I. LECUONA	Honda CBR1000 RR-R

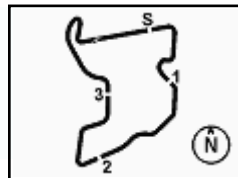
SPEED			
1	19	A. BAUTISTA	Ducati Panigale V4R 291,9
2	97	X. VIERGE	Honda CBR1000 RR-R 291,1
3	21	M. RINALDI	Ducati Panigale V4R 288,0
4	60	M. VAN DER MARK	BMW M1000RR 287,2
5	47	A. BASSANI	Ducati Panigale V4R 287,2
6	65	J. REA	Kawasaki ZX-10RR 287,2
7	22	A. LOWES	Kawasaki ZX-10RR 286,5
8	5	P. OETTL	Ducati Panigale V4R 285,7
9	50	E. LAVERTY	BMW M1000RR 285,7
10	1	T. RAZGATLIOGLU	Yamaha YZF R1 285,7
11	76	L. BAZ	BMW M1000RR 285,7
12	55	A. LOCATELLI	Yamaha YZF R1 285,7
13	45	S. REDDING	BMW M1000RR 285,0
14	36	L. MERCADO	Honda CBR1000 RR-R 284,2
15	12	X. FORES	Ducati Panigale V4R 283,5
16	31	G. GERLOFF	Yamaha YZF R1 282,0
17	3	K. NOZANE	Yamaha YZF R1 281,3
18	35	H. SYAHRIN	Honda CBR1000 RR-R 280,5
19	44	L. MAHIAS	Kawasaki ZX-10RR 279,8
20	52	D. KONIG	Kawasaki ZX-10RR 279,1
21	11	K. SMITH	Kawasaki ZX-10RR 274,1

SEG. 1			SEG. 2			SEG. 3			SEG. 4						
1	1	T. RAZGATLIOGLU	25.891	1	1	T. RAZGATLIOGLU	18.805	1	1	T. RAZGATLIOGLU	19.101	1	1	T. RAZGATLIOGLU	28.497
2	19	A. BAUTISTA	26.197	2	5	P. OETTL	18.930	2	19	A. BAUTISTA	19.212	2	55	A. LOCATELLI	28.625
3	76	L. BAZ	26.272	3	19	A. BAUTISTA	18.965	3	47	A. BASSANI	19.212	3	19	A. BAUTISTA	28.768
4	31	G. GERLOFF	26.293	4	55	A. LOCATELLI	19.070	4	65	J. REA	19.268	4	31	G. GERLOFF	28.811
5	21	M. RINALDI	26.315	5	21	M. RINALDI	19.103	5	55	A. LOCATELLI	19.274	5	65	J. REA	28.865
6	55	A. LOCATELLI	26.351	6	47	A. BASSANI	19.115	6	45	S. REDDING	19.294	6	60	M. VAN DER MARK	28.902
7	65	J. REA	26.366	7	65	J. REA	19.161	7	21	M. RINALDI	19.295	7	47	A. BASSANI	28.966
8	60	M. VAN DER MARK	26.367	8	31	G. GERLOFF	19.210	8	31	G. GERLOFF	19.313	8	45	S. REDDING	29.018
9	5	P. OETTL	26.388	9	97	X. VIERGE	19.240	9	5	P. OETTL	19.355	9	97	X. VIERGE	29.032
10	47	A. BASSANI	26.392	10	45	S. REDDING	19.265	10	12	X. FORES	19.442	10	22	A. LOWES	29.080
11	44	L. MAHIAS	26.466	11	22	A. LOWES	19.318	11	52	D. KONIG	19.492	11	5	P. OETTL	29.114
12	45	S. REDDING	26.499	12	76	L. BAZ	19.346	12	60	M. VAN DER MARK	19.527	12	36	L. MERCADO	29.116
13	36	L. MERCADO	26.515	13	44	L. MAHIAS	19.368	13	76	L. BAZ	19.528	13	76	L. BAZ	29.121
14	97	X. VIERGE	26.586	14	12	X. FORES	19.445	14	22	A. LOWES	19.538	14	44	L. MAHIAS	29.124
15	52	D. KONIG	26.613	15	60	M. VAN DER MARK	19.490	15	3	K. NOZANE	19.540	15	21	M. RINALDI	29.185
16	3	K. NOZANE	26.648	16	11	K. SMITH	19.605	16	97	X. VIERGE	19.544	16	3	K. NOZANE	29.249
17	12	X. FORES	26.705	17	52	D. KONIG	19.615	17	36	L. MERCADO	19.551	17	12	X. FORES	29.256
18	22	A. LOWES	26.727	18	36	L. MERCADO	19.640	18	44	L. MAHIAS	19.555	18	52	D. KONIG	29.308
19	50	E. LAVERTY	26.963	19	3	K. NOZANE	19.656	19	11	K. SMITH	19.714	19	35	H. SYAHRIN	29.662
20	11	K. SMITH	26.976	20	35	H. SYAHRIN	19.679	20	35	H. SYAHRIN	19.916	20	11	K. SMITH	29.687
21	35	H. SYAHRIN	27.057	21	50	E. LAVERTY	20.418	21	50	E. LAVERTY	19.917	21	50	E. LAVERTY	29.709

12/11/2022

These data/results cannot be reproduced, stored and/or transmitted in whole or in part by any manner of electronic, mechanical, photocopying, recording, broadcasting or otherwise now known or herein after developed without the previous express consent by the copyright owner, except for reproduction in daily press and regular printed publications on sale to the public within 60 days of the event related to those data/results and always provided that copyright symbol appears together as follows below.

© DORNA WSBK ORGANIZATION Srl 2022



## Pirelli Indonesian Round, 11-13 November 2022

### Ideal Times Free Practice 3rd Session

No.	Rider	Nat	Bike	Seg. 1	Seg. 2	Seg. 3	Seg. 4	Ideal Time		
				Diff. 1	Diff. 2	Diff. 3	Diff. 4	Best Lap	Pos.	Diff.
1	<b>1 T. RAZGATLIOGLU</b>	TUR	Yamaha YZF R1	25.891	18.805	19.101	28.497	<b>1'32.294</b>	1	
2	<b>19 A. BAUTISTA</b>	ESP	Ducati Panigale V4R	26.197 +0.071	18.965 +0.150	19.212 +0.123	28.768 +0.005	<b>1'33.142</b>	3	0.349
3	<b>55 A. LOCATELLI</b>	ITA	Yamaha YZF R1	26.351	19.070 +0.029	19.274	28.625	<b>1'33.320</b>	2	0.029
4	<b>31 G. GERLOFF</b>	USA	Yamaha YZF R1	26.293	19.210 +0.005	19.313 +0.153	28.811	<b>1'33.627</b>	6	0.158
5	<b>65 J. REA</b>	GBR	Kawasaki ZX-10RR	26.366	19.161	19.268	28.865	<b>1'33.660</b>	4	
6	<b>47 A. BASSANI</b>	ITA	Ducati Panigale V4R	26.392 +0.013	19.115 +0.001	19.212 +0.069	28.966	<b>1'33.685</b>	5	0.083
7	<b>5 P. OETTL</b>	GER	Ducati Panigale V4R	26.388	18.930 +0.060	19.355	29.114 +0.145	<b>1'33.787</b>	7	0.205
8	<b>21 M. RINALDI</b>	ITA	Ducati Panigale V4R	26.315 +0.015	19.103	19.295	29.185 +0.242	<b>1'33.898</b>	8	0.257
9	<b>45 S. REDDING</b>	GBR	BMW M1000RR	26.499 +0.125	19.265	19.294	29.018 +0.141	<b>1'34.076</b>	9	0.266
10	<b>76 L. BAZ</b>	FRA	BMW M1000RR	26.272	19.346 +0.430	19.528 +0.128	29.121 +0.007	<b>1'34.267</b>	14	0.565
11	<b>60 M. VAN DER MARK</b>	NED	BMW M1000RR	26.367 +0.091	19.490	19.527 +0.056	28.902	<b>1'34.286</b>	10	0.147
12	<b>97 X. VIERGE</b>	ESP	Honda CBR1000 RR-R	26.586 +0.001	19.240 +0.145	19.544	29.032 +0.113	<b>1'34.402</b>	11	0.259
13	<b>44 L. MAHIAS</b>	FRA	Kawasaki ZX-10RR	26.466 +1.232	19.368 +0.013	19.555 +0.233	29.124	<b>1'34.513</b>	18	1.478
14	<b>22 A. LOWES</b>	GBR	Kawasaki ZX-10RR	26.727	19.318	19.538	29.080	<b>1'34.663</b>	12	
15	<b>36 L. MERCADO</b>	ARG	Honda CBR1000 RR-R	26.515	19.640	19.551	29.116	<b>1'34.822</b>	13	
16	<b>12 X. FORES</b>	ESP	Ducati Panigale V4R	26.705	19.445 +0.127	19.442 +0.080	29.256 +0.119	<b>1'34.848</b>	16	0.326
17	<b>52 O. KONIG</b>	CZE	Kawasaki ZX-10RR	26.613	19.615	19.492	29.308	<b>1'35.028</b>	15	
18	<b>3 K. NOZANE</b>	JPN	Yamaha YZF R1	26.648 +0.257	19.656 +0.142	19.540 +0.281	29.249	<b>1'35.093</b>	17	0.680
19	<b>11 K. SMITH</b>	GBR	Kawasaki ZX-10RR	26.976 +0.156	19.605	19.714	29.687	<b>1'35.982</b>	19	0.156
20	<b>35 H. SYAHRIN</b>	MAS	Honda CBR1000 RR-R	27.057	19.679 +0.107	19.916	29.662 +0.110	<b>1'36.314</b>	20	0.217
21	<b>50 E. LAVERTY</b>	IRL	BMW M1000RR	26.963 +0.176	20.418	19.917	29.709	<b>1'37.007</b>	21	0.176
	<b>7 I. LECUONA</b>	ESP	Honda CBR1000 RR-R					<b>1'37.183</b>		
<b>Overall Ideal Time</b>				25.891	18.805	19.101	28.497	<b>1'32.294</b>		

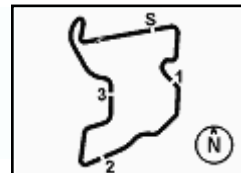
12/11/2022

These data/results cannot be reproduced, stored and/or transmitted in whole or in part by any manner of electronic, mechanical, photocopying, recording, broadcasting or otherwise now known or herein after developed without the previous express consent by the copyright owner, except for reproduction in daily press and regular printed publications on sale to the public within 60 days of the event related to those data/results and always provided that copyright symbol appears together as follows below.

© DORNA WSBK ORGANIZATION Srl 2022

FIGR PERUGIA TIMING





**Pirelli Indonesian Round, 11-13 November 2022**  
**Chronological Analysis Free Practice 3rd Session**

Pertamina Mandalika Circuit 4.301 m

1 / 3

1° 1 T. RAZGATLIOGLU [1'32.294]							
Lap	Seg1	Seg2	Seg3	Seg4	Lap Time	km/h	Local Time
1		20.688	21.392	35.686			8:33'46.010
2	4'44.016	20.018	20.022	30.432	5'54.488P		8:39'40.498
3	27.800	19.997	19.872	33.093	1'40.762	280,5	8:41'21.260
4	26.114	18.908	19.273	28.658	1'32.953	282,7	8:42'54.213
5	26.558	19.634	19.561	29.327	1'35.080	284,2	8:44'29.293
6	26.111	19.105	19.163	36.659	1'41.038CP	281,3	8:46'10.331
7	6'18.572	20.259	20.171	29.895	7'28.897P		8:53'39.228
8	26.255	19.145	19.279	28.879	1'33.558	281,3	8:55'12.786
9	27.700	19.443	19.971	34.836	1'41.950P	<b>285,7</b>	8:56'54.736
10	3'53.314	20.091	19.911	29.553	5'02.869P		9:01'57.605
11	30.528	19.772	19.572	29.343	1'39.215	284,2	9:03'36.820
12	<b>25.891</b>	<b>18.805</b>	<b>19.101</b>	<b>28.497</b>	<b>1'32.294</b>	<b>285,7</b>	9:05'09.114

2° 55 A. LOCATELLI [1'33.349]							
Lap	Seg1	Seg2	Seg3	Seg4	Lap Time	km/h	Local Time
1		21.515	21.423	30.808			8:32'26.089
2	28.145	20.779	22.015	31.213	1'42.152	282,0	8:34'08.241
3	26.604	19.385	20.238	29.297	1'35.524	282,0	8:35'43.765
4	26.466	<b>19.070</b>	19.965	29.250	1'34.751	281,3	8:37'18.516
5	26.573	19.892	19.557	29.156	1'35.178	281,3	8:38'53.694
6	26.451	19.266	19.743	29.732	1'35.192	281,3	8:40'28.886
7	26.617	19.373	19.769	29.228	1'34.987	279,8	8:42'03.873
8	27.643	20.440	20.125	35.069	1'43.277P	278,4	8:43'47.150
9	8'42.617	20.069	19.988	30.228	9'52.902P		8:53'40.052
10	<b>26.351</b>	19.099	<b>19.274</b>	<b>28.625</b>	<b>1'33.349</b>	283,5	8:55'13.401
11	26.524	19.169	19.836	29.005	1'34.534	<b>285,7</b>	8:56'47.935
12	26.361	19.178	19.508	28.951	1'33.998	284,2	8:58'21.933
13	26.430	19.294	19.640	29.077	1'34.441	<b>285,7</b>	8:59'56.374
14	26.463	19.423	19.656	32.609	1'38.151C	<b>285,0</b>	9:01'34.525
15	26.472	19.352	19.625	32.347	1'37.796	284,2	9:03'12.321
16	27.138	19.571	19.841	29.408	1'35.958	285,0	9:04'48.279

3° 19 A. BAUTISTA [1'33.491]							
Lap	Seg1	Seg2	Seg3	Seg4	Lap Time	km/h	Local Time
1		21.034	20.051	29.949			8:31'54.885
2	27.036	19.274	19.507	29.225	1'35.042	284,2	8:33'29.927
3	26.656	19.194	19.360	28.944	1'34.154	286,5	8:35'04.081
4	26.294	19.049	<b>19.212</b>	28.973	1'33.528	288,0	8:36'37.609
5	26.457	<b>18.965</b>	19.397	<b>28.768</b>	1'33.587	287,2	8:38'11.196
6	26.222	20.007	19.537	28.913	1'34.679	289,5	8:39'45.875
7	26.268	19.115	19.335	28.773	<b>1'33.491</b>	288,8	8:41'19.366
8	<b>26.197</b>	19.173	19.320	28.894	1'33.584	290,3	8:42'52.950
9	32.819	19.626	19.414	29.061	1'40.920	288,8	8:44'33.870
10	26.251	19.087	19.662	37.471	1'42.471CP	<b>291,9</b>	8:46'16.341
11	8'53.385	19.694	19.756	28.991	10'01.826P		8:56'18.167
12	26.431	19.350	19.658	28.901	1'34.340	290,3	8:57'52.507
13	26.487	19.279	19.557	29.133	1'34.456	289,5	8:59'26.963
14	26.722	19.242	19.675	29.099	1'34.738	291,1	9:01'01.701
15	26.532	19.240	19.644	29.052	1'34.468	290,3	9:02'36.169
16	26.356	19.486	19.542	29.153	1'34.537	<b>291,9</b>	9:04'10.706
17	26.521	19.372	19.530	29.048	1'34.471	289,5	9:05'45.177

4° 65 J. REA [1'33.660]							
Lap	Seg1	Seg2	Seg3	Seg4	Lap Time	km/h	Local Time
1		20.471	20.235	33.193			8:31'59.791
2	26.543	19.210	19.857	29.285	1'34.895	281,3	8:33'34.686
3	27.179	19.473	19.551	29.319	1'35.522	260,2	8:35'10.208
4	<b>26.366</b>	<b>19.161</b>	<b>19.268</b>	<b>28.865</b>	<b>1'33.660</b>	280,5	8:36'43.868
5	26.560	19.292	19.436	29.212	1'34.500	285,0	8:38'18.368
6	26.546	19.224	19.523	29.397	1'34.690	282,7	8:39'53.058

7	26.432	19.225	19.378	29.159	1'34.194	281,3	8:41'27.252
8	28.237	22.272	30.556	35.986	1'57.051P	281,3	8:43'24.303
9	7'22.312	21.662	20.628	30.269	8'34.871P		8:51'59.174
10	26.616	19.581	19.709	37.034	1'42.940P	281,3	8:53'42.114
11	7'06.664	20.142	19.932	29.533	8'16.271P		9:01'58.385
12	27.669	19.933	20.666	30.844	1'39.112	286,5	9:03'37.497
13	26.671	19.202	19.462	29.475	1'34.810	<b>287,2</b>	9:05'12.307

5° 47 A. BASSANI [1'33.768]							
Lap	Seg1	Seg2	Seg3	Seg4	Lap Time	km/h	Local Time
1		20.528	20.330	30.093			8:31'56.560
2	27.267	19.494	20.149	29.472	1'36.382	283,5	8:33'32.942
3	26.713	19.283	19.596	29.119	1'34.711	282,7	8:35'07.653
4	26.486	<b>19.115</b>	19.457	29.221	1'34.279	285,0	8:36'41.932
5	26.590	19.309	19.661	29.215	1'34.775	282,7	8:38'16.707
6	31.315	20.273	20.588	34.729	1'46.905P	282,7	8:40'03.612
7	12'39.266	21.136	20.761	30.138	13'51.301P		8:53'54.913
8	27.020	19.619	19.637	29.392	1'35.668	281,3	8:55'30.581
9	26.405	19.116	19.281	<b>28.966</b>	<b>1'33.768</b>	283,5	8:57'04.349
10	<b>26.392</b>	19.239	<b>19.212</b>	29.128	1'33.971	286,5	8:58'38.320
11	31.048	20.451	20.312	29.479	1'41.290	285,7	9:00'19.610
12	26.527	19.487	19.562	29.365	1'34.941	286,5	9:01'54.551
13	26.624	19.620	19.770	29.598	1'35.612	<b>287,2</b>	9:03'30.163
14	31.012	23.226	20.836	34.120	1'49.194C	282,0	9:05'19.357

6° 31 G. GERLOFF [1'33.785]							
Lap	Seg1	Seg2	Seg3	Seg4	Lap Time	km/h	Local Time
1		20.827	20.701	30.191			8:32'25.023
2	27.843	27.530	20.338	29.530	1'45.241C	274,1	8:34'10.264
3	26.525	19.392	19.555	30.016	1'35.488	279,8	8:35'45.752
4	26.682	20.671	19.608	28.865	1'35.826	281,3	8:37'21.578
5	<b>26.293</b>	19.215	19.466	<b>28.811</b>	<b>1'33.785</b>	280,5	8:38'55.363
6	26.380	<b>19.210</b>	19.412	29.248	1'34.250	<b>282,0</b>	8:40'29.613
7	39.889	21.947	20.180	35.940	1'57.956P	279,8	8:42'27.569
8	10'06.307	20.906	20.182	29.297	11'16.692P		8:53'44.261
9	26.494	19.408	<b>19.313</b>	31.938	1'37.153	279,8	8:55'21.414
10	26.594	19.318	19.423	28.967	1'34.302	281,3	8:56'55.716
11			20.198	35.521	1'54.430P	<b>282,0</b>	8:58'50.146

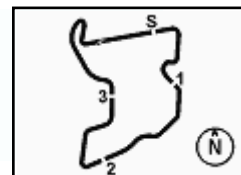
7° 5 P. OETTL [1'33.992]							
Lap	Seg1	Seg2	Seg3	Seg4	Lap Time	km/h	Local Time
1		20.462	20.777	30.589			8:32'05.309
2	27.535	19.830	20.385	30.522	1'38.272	281,3	8:33'43.581
3	27.300	19.597	20.102	30.146	1'37.145	282,0	8:35'20.726
4	27.649	19.538	20.115	30.358	1'37.660	282,0	8:36'58.386
5	28.032	19.742	20.114	35.109	1'42.997P	267,3	8:38'41.383
6	3'15.275	19.669	19.763	29.543	4'24.250P		8:43'05.633
7	26.681	19.225	19.395	31.481	1'36.782	283,5	8:44'42.415
8	26.794	<b>18.930</b>	21.787	37.636	1'45.147CP	284,2	8:46'27.562
9	5'13.026	19.104	19.647	29.193	6'20.970P		8:52'48.532
10	26.500	19.033	19.374	<b>29.114</b>	1'34.021	285,0	8:54'22.553
11	<b>26.388</b>	18.990	<b>19.355</b>	29.259	<b>1'33.992</b>	284,2	8:55'56.545
12	26.611	19.078	19.408	29.124	1'34.221	285,0	8:57'30.766
13	26.410	19.016	19.518	34.103	1'39.047	285,0	8:59'09.813
14	26.610	18.988	19.494	29.265	1'34.357	<b>285,7</b>	9:00'44.170
15	26.660	19.178	19.634	29.162	1'34.634	285,0	9:02'18.804
16	26.566	19.011	19.689	29.241	1'34.507	<b>285,7</b>	9:03'53.311
17	28.592	19.989	21.724	30.523	1'40.828	277,6	9:05'34.139

8° 21 M. RINALDI [1'34.155]							
Lap	Seg1	Seg2	Seg3	Seg4	Lap Time	km/h	Local Time
1		20.539	20.264	31.130			8:32'37.662

12/11/2022 P = Pits In/Out - C = Lap Time Cancelled

These data/results cannot be reproduced, stored and/or transmitted in whole or in part by any manner of electronic, mechanical, photocopying, recording, broadcasting or otherwise now known or herein after developed without the previous express consent by the copyright owner, except for reproduction in daily press and regular printed publications on sale to the public within 60 days of the event related to those data/results and always provided that copyright symbol appears together as follows below.

© DORNA WSBK ORGANIZATION Srl 2022



## Pirelli Indonesian Round, 11-13 November 2022

### Chronological Analysis Free Practice 3rd Session

Pertamina Mandalika Circuit 4.301 m

2 / 3

2	26.738	19.390	19.581	29.640	1'35.349	282,7	8:34'13.011	9	26.587	22.151	20.554	37.012	1'46.304CP	288,0	8:45'09.743
3	26.488	19.142	19.375	29.460	1'34.465	285,7	8:35'47.476	10	7'36.282	20.613	20.388	29.940	8'47.223P		8:53'56.966
4	26.540	19.431	20.036	<b>29.185</b>	1'35.192	287,2	8:37'22.668	11	26.861	19.731	19.658	29.382	1'35.632	287,2	8:55'32.598
5	<b>26.315</b>	26.751	21.030	29.486	1'43.582C	285,7	8:39'06.250	12	31.897	22.785	20.353	32.753	1'47.788	290,3	8:57'20.386
6	26.330	<b>19.103</b>	<b>19.295</b>	29.427	<b>1'34.155</b>	286,5	8:40'40.405	13	26.892	19.938	19.718	29.557	1'36.105	288,0	8:58'56.491
7	30.538	21.593	21.320	35.997	1'49.448P	284,2	8:42'29.853	14	26.825	22.670	20.351	29.676	1'39.522C	288,0	9:00'36.013
8	9'13.085	20.945	20.275	29.959	10'24.264P		8:52'54.117	15	26.826	19.653	19.862	29.705	1'36.046	289,5	9:02'12.059
9	26.517	19.433	19.606	29.780	1'35.336	283,5	8:54'29.453	16	26.852	19.733	19.759	29.508	1'35.852	288,8	9:03'47.911
10	26.678	19.479	19.669	29.684	1'35.510	286,5	8:56'04.963	17	26.828	19.808	19.743	29.533	1'35.912	290,3	9:05'23.823
11	26.811	19.636	19.642	29.532	1'35.621	<b>288,0</b>	8:57'40.584								
12	26.572	19.504	19.581	29.915	1'35.572	287,2	8:59'16.156								
13	26.564	19.430	19.560	29.497	1'35.051	287,2	9:00'51.207								
14	26.506	19.713	19.709	29.647	1'35.575	<b>288,0</b>	9:02'26.782								
15	26.633	19.464	19.455	29.399	1'34.951	287,2	9:04'01.733								
16	26.595	19.426	19.637	29.411	1'35.069	<b>288,0</b>	9:05'36.802								

9° 45 S. REDDING (1'34.342)							
Lap	Seg1	Seg2	Seg3	Seg4	Lap Time	km/h	Local Time
1		22.043	22.251	32.621			8:32'24.018
2	29.881	20.832	20.637	30.602	1'41.952	221,8	8:34'05.970
3	27.662	20.827	21.050	30.715	1'40.254	268,0	8:35'46.224
4	27.281	20.043	20.377	37.091	1'44.792P	279,1	8:37'31.016
5	3'25.160	21.611	27.356	30.339	4'44.466P		8:42'15.482
6	26.624	<b>19.265</b>	<b>19.294</b>	29.159	<b>1'34.342</b>	279,8	8:43'49.824
7	26.540	19.481	19.497	29.256	1'34.774	282,0	8:45'24.598
8	29.657	22.211	21.777	37.275	1'50.920CP	281,3	8:47'15.518
9	7'21.600	20.394	20.717	29.843	8'32.554P		8:55'48.072
10	26.677	19.291	19.347	29.137	1'34.452	283,5	8:57'22.524
11	26.689	19.269	19.466	29.164	1'34.588	<b>285,0</b>	8:58'57.112
12	26.550	19.395	19.469	29.185	1'34.599	<b>285,0</b>	9:00'31.711
13	26.564	19.506	19.447	<b>29.018</b>	1'34.535	<b>285,0</b>	9:02'06.246
14	<b>26.499</b>	19.424	19.567	29.103	1'34.593	<b>285,0</b>	9:03'40.839
15	26.521	19.754	19.655	29.176	1'35.106	<b>285,0</b>	9:05'15.945

10° 60 M. VAN DER MARK (1'34.433)							
Lap	Seg1	Seg2	Seg3	Seg4	Lap Time	km/h	Local Time
1		21.759	20.323	30.158			8:31'55.919
2	27.199	20.343	20.791	30.092	1'38.425	281,3	8:33'34.344
3	30.026	19.961	<b>19.527</b>	29.214	1'38.728	<b>287,2</b>	8:35'13.072
4	26.524	21.840	19.986	30.038	1'38.388C	282,0	8:36'51.460
5	26.640	20.220	19.766	29.320	1'35.946	282,0	8:38'27.406
6	30.958	19.914	19.674	29.102	1'39.648	280,5	8:40'07.054
7	26.483	20.026	19.571	37.010	1'43.090P	282,0	8:41'50.144
8	3'30.368	20.746	20.675	35.259	4'47.048CP		8:46'37.192
9	3'55.070	20.658	20.378	29.894	5'06.000P		8:51'43.192
10	26.760	19.936	19.837	29.436	1'35.969	281,3	8:53'19.161
11	28.104	21.964	19.947	34.965	1'44.980CP	282,7	8:55'04.141
12	1'57.910	19.914	20.225	29.955	3'08.044P		8:58'12.185
13	26.458	<b>19.490</b>	19.583	<b>28.902</b>	<b>1'34.433</b>	282,0	8:59'46.618
14	30.944	20.095	19.620	29.501	1'40.160	283,5	9:01'26.778
15	<b>26.367</b>	19.538	19.962	40.738	1'46.605	283,5	9:03'13.383
16	28.589	20.006	19.691	28.977	1'37.263	285,0	9:04'50.646

11° 97 X. VIERGE (1'34.661)							
Lap	Seg1	Seg2	Seg3	Seg4	Lap Time	km/h	Local Time
1		20.905	20.276	29.851			8:31'55.335
2	27.622	20.323	20.419	29.646	1'38.010	285,7	8:33'33.345
3	26.831	19.382	19.628	<b>29.032</b>	1'34.873	288,0	8:35'08.218
4	26.665	<b>19.240</b>	20.617	45.713	1'52.235C	<b>291,1</b>	8:37'00.453
5	26.596	19.297	20.111	29.949	1'35.953	287,2	8:38'36.406
6	<b>26.586</b>	21.101	19.984	29.718	1'37.389C	288,0	8:40'13.795
7	26.659	19.394	19.693	29.237	1'34.983	287,2	8:41'48.778
8	26.587	19.385	<b>19.544</b>	29.145	<b>1'34.661</b>	288,0	8:43'23.439

12° 22 A. LOWES (1'34.663)							
Lap	Seg1	Seg2	Seg3	Seg4	Lap Time	km/h	Local Time
1			21.272	25.409	31.610		8:32'28.696
2	27.241	20.031	20.463	35.182	1'42.917P	280,5	8:34'11.613
3	3'10.449	19.845	19.764	29.415	4'19.473P		8:38'31.086
4	<b>26.727</b>	<b>19.318</b>	<b>19.538</b>	<b>29.080</b>	<b>1'34.663</b>	283,5	8:40'05.749
5	29.943	20.155	22.037	34.299	1'46.434P	285,7	8:41'52.183
6	2'34.955	20.356	20.328	30.262	3'45.901CP		8:45'38.084
7	27.027	19.678	20.167	35.325	1'42.197CP	281,3	8:47'20.281
8	4'16.535	20.017	19.819	29.778	5'26.149P		8:52'46.430
9	26.869	25.590	22.121	29.855	1'44.435C	280,5	8:54'30.865
10	26.759	19.748	19.800	29.592	1'35.899	285,0	8:56'06.764
11	26.756	19.470	19.844	29.726	1'35.796	<b>286,5</b>	8:57'42.560
12	27.362	26.130	23.311	30.274	1'47.077C	<b>286,5</b>	8:59'29.637
13	26.918	19.839	19.693	29.616	1'36.066	<b>284,2</b>	9:01'05.703
14	26.806	19.762	19.910	29.859	1'36.337	285,7	9:02'42.040
15	26.946	19.699	19.880	30.004	1'36.529	283,5	9:04'18.569
16	26.731	19.938	19.750	30.053	1'36.472	284,2	9:05'55.041

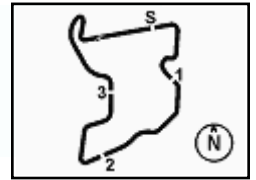
13° 36 L. MERCADO (1'34.822)							
Lap	Seg1	Seg2	Seg3	Seg4	Lap Time	km/h	Local Time
1		22.163	22.258	32.473			8:32'24.736
2	27.951	20.911	20.296	29.724	1'38.882	272,0	8:34'03.618
3	26.917	19.768	19.805	29.476	1'35.966	276,2	8:35'39.584
4	27.053	19.943	19.917	29.541	1'36.454	279,1	8:37'16.038
5	27.111	20.136	23.964	30.033	1'41.244	279,1	8:38'57.282
6	27.131	20.488	22.327	36.739	1'46.685P	282,7	8:40'43.967
7	14'42.826	21.767	24.026	30.039	15'58.658P		8:56'42.625
8	27.757	19.853	20.632	29.571	1'37.813	282,0	8:58'20.438
9	<b>26.515</b>	<b>19.640</b>	<b>19.551</b>	<b>29.116</b>	<b>1'34.822</b>	279,8	8:59'55.260
10	26.724	19.960	19.890	33.231	1'39.805C	282,0	9:01'35.065
11	26.778	19.791	20.063	29.618	1'36.250	<b>284,2</b>	9:03'11.315
12	26.644	19.905	19.837	29.457	1'35.843	282,7	9:04'47.158

14° 76 L. BAZ (1'34.832)							
Lap	Seg1	Seg2	Seg3	Seg4	Lap Time	km/h	Local Time
1		22.658	20.790	30.913	C		8:31'52.705
2	27.051	20.552	20.244	29.935	1'37.782	280,5	8:33'30.487
3	26.876	19.710	19.996	29.363	1'35.945	282,7	8:35'06.432
4	26.647	20.532	20.180	29.687	1'37.046	282,0	8:36'43.478
5	26.745	19.616	<b>19.528</b>	<b>29.121</b>	1'35.010	283,5	8:38'18.488
6	26.641	21.285	20.259	29.644	1'37.829C	285,0	8:39'56.317
7	26.700	19.599	19.685	29.241	1'35.225	282,7	8:41'31.542
8	31.587	22.854	20.769	36.973	1'52.183P	282,0	8:43'23.725
9	8'50.393	20.749	20.138	29.869	10'01.149P		8:53'24.874
10	26.474	23.980	20.324	29.917	1'40.695C	281,3	8:55'05.569
11	26.373	<b>19.346</b>	19.552	29.730	1'35.001	284,2	8:56'40.570
12	<b>26.272</b>	19.776	19.656	29.128	<b>1'34.832</b>	<b>285,7</b>	8:58'15.402
13	26.424	19.411	20.000	29.247	1'35.082	284,2	8:59'50.484
14	26.660	20.037	22.017	30.724	1'39.438	282,7	9:01'29.922
15	26.662	19.501	20.227	36.398	1'42.788	282,7	9:03'12.710
16	27.316	26.594	21.613	32.080	1'47.603C	283,5	9:05'00.313

12/11/2022 P = Pits In/Out - C = Lap Time Cancelled

These data/results cannot be reproduced, stored and/or transmitted in whole or in part by any manner of electronic, mechanical, photocopying, recording, broadcasting or otherwise now known or herein after developed without the previous express consent by the copyright owner, except for reproduction in daily press and regular printed publications on sale to the public within 60 days of the event related to those data/results and always provided that copyright symbol appears together as follows below.

© DORNA WSBK ORGANIZATION Srl 2022



## Pirelli Indonesian Round, 11-13 November 2022

### Chronological Analysis Free Practice 3rd Session

Pertamina Mandalika Circuit 4.301 m

3 / 3

15° 52 D. KONIG [1'35.028]								19° 11 K. SMITH [1'36.138]							
Lap	Seg1	Seg2	Seg3	Seg4	Lap Time	km/h	Local Time	Lap	Seg1	Seg2	Seg3	Seg4	Lap Time	km/h	Local Time
1		21.882	21.036	31.069			8:31'54.703	1		21.321	20.557	30.843			8:32'11.780
2	28.072	20.673	20.691	30.028	1'39.464	276,2	8:33'34.167	2	27.783	20.252	20.116	30.323	1'38.474	269,3	8:33'50.254
3	27.233	19.989	20.075	29.656	1'36.953	278,4	8:35'11.120	3	27.125	20.438	19.923	29.751	1'37.237	271,4	8:35'27.491
4	29.315	20.108	20.706	30.048	1'40.177	277,6	8:36'51.297	4	27.059	19.874	20.785	35.621	1'43.339	272,0	8:37'10.830
5	27.187	19.881	20.028	29.561	1'36.657	274,8	8:38'27.954	5	33.931	20.267	20.628	30.416	1'45.242	272,0	8:38'56.072
6	27.084	19.750	19.897	29.544	1'36.275	275,5	8:40'04.229	6	27.132	<b>19.605</b>	<b>19.714</b>	<b>29.687</b>	<b>1'36.138</b>	270,0	8:40'32.210
7	31.253	20.378	20.690	33.004	1'45.325	275,5	8:41'49.554	7	<b>26.976</b>	19.852	20.610	30.118	1'37.556	272,0	8:42'09.766
8	27.161	19.849	19.910	34.400	1'41.320P	274,8	8:43'30.874	8	29.808	20.272	23.546	37.535	1'51.161P	272,0	8:44'00.927
9	9'44.532	20.264	19.984	29.584	10'54.364P		8:54'25.238	9	11'17.163	20.984	20.226	34.798	12'33.171CP		8:56'34.098
10	<b>26.613</b>	<b>19.615</b>	<b>19.492</b>	<b>29.308</b>	<b>1'35.028</b>	275,5	8:56'00.266	10	27.371	19.868	19.768	29.855	1'36.862	272,7	8:58'10.960
11	28.329	20.627	24.176	29.864	1'42.996	272,7	8:57'43.262	11	27.193	19.720	19.904	29.847	1'36.664	273,4	8:59'47.624
12	27.709	19.916	19.837	29.655	1'37.117	<b>279,1</b>	8:59'20.379	12	27.342	20.944	20.109	30.114	1'38.509	272,0	9:01'26.133
13	37.097	20.791	20.151	29.919	1'47.958	272,7	9:01'08.337	13	28.709	20.373	20.179	30.310	1'39.571	<b>274,1</b>	9:03'05.704
14	27.043	19.797	20.124	30.015	1'36.979	276,2	9:02'45.316	14	27.949	20.590	22.729	44.801	1'56.069P	271,4	9:05'01.773
15			20.521	30.262	1'46.307	274,8	9:04'31.623								

16° 12 X. FORES [1'35.174]								20° 35 H. SYAHRIN [1'36.531]							
Lap	Seg1	Seg2	Seg3	Seg4	Lap Time	km/h	Local Time	Lap	Seg1	Seg2	Seg3	Seg4	Lap Time	km/h	Local Time
1		21.131	20.638	36.611			8:32'16.754	1		22.991	22.210	32.092			8:32'37.921
2	4'15.545	20.154	19.953	29.508	5'25.160P		8:37'41.914	2	28.025	20.480	20.543	30.402	1'39.450	274,8	8:34'17.371
3	26.746	19.747	<b>19.442</b>	<b>29.256</b>	1'35.191	279,1	8:39'17.105	3	27.954	20.299	20.738	30.288	1'39.279	276,9	8:35'56.650
4	26.763	22.489	19.923	29.520	1'38.695C	277,6	8:40'55.800	4	28.141	20.317	20.363	30.264	1'39.085	277,6	8:37'35.735
5	26.751	<b>19.445</b>	20.615	29.334	1'36.145	278,4	8:42'31.945	5	27.657	20.131	20.199	30.108	1'38.095	276,9	8:39'13.830
6	<b>26.705</b>	19.572	19.522	29.375	<b>1'35.174</b>	276,9	8:44'07.119	6	27.490	19.974	20.265	30.131	1'37.860	275,5	8:40'51.690
7	26.912	23.492	22.486	38.159	1'51.049CP	277,6	8:45'58.168	7	32.031	23.743	22.117	37.206	1'55.097P	275,5	8:42'46.787
8	10'08.280	20.193	19.946	32.409	11'20.828P		8:57'18.996	8	9'01.064	21.328	21.125	30.870	10'14.387P		8:53'01.174
9	31.073	20.854	19.793	30.468	1'42.188C	278,4	8:59'01.184	9	27.608	23.908	20.605	30.098	1'42.219	276,2	8:54'43.393
10	26.936	19.952	19.774	29.537	1'36.199	282,0	9:00'37.383	10	27.494	19.834	20.000	<b>29.662</b>	1'36.990	278,4	8:56'20.383
11	27.324	27.972	25.321	30.243	1'50.860C	<b>283,5</b>	9:02'28.243	11	27.162	19.982	19.968	29.667	1'36.779	279,8	8:57'57.162
12	26.944	25.899	23.180	37.478	1'53.501CP	281,3	9:04'21.744	12	<b>27.057</b>	19.786	<b>19.916</b>	29.772	<b>1'36.531</b>	<b>280,5</b>	8:59'33.693
								13	27.344	20.800	20.904	30.762	1'39.810C	277,6	9:01'13.503
								14	27.217	19.900	20.103	29.739	1'36.959	278,4	9:02'50.462
								15	27.241	19.797	19.997	29.827	1'36.862	279,1	9:04'27.324
								16	27.106	<b>19.679</b>	20.080	34.431	1'41.296	278,4	9:06'08.620

17° 3 K. NOZANE [1'35.773]								21° 50 E. LAVERTY [1'37.183]							
Lap	Seg1	Seg2	Seg3	Seg4	Lap Time	km/h	Local Time	Lap	Seg1	Seg2	Seg3	Seg4	Lap Time	km/h	Local Time
1		21.828	20.884	31.339			8:31'54.397	1		22.053	22.377	32.642			8:32'24.609
2	28.160	20.820	22.980	38.306	1'50.266P	274,8	8:33'44.663	2	27.964	21.665	20.625	30.334	1'40.588	280,5	8:34'05.197
3	3'02.190	21.075	21.008	30.034	4'14.307P		8:37'58.970	3	27.763	21.075	20.762	30.053	1'39.653	283,5	8:35'44.850
4	27.047	23.075	21.392	30.314	1'41.828	275,5	8:39'40.798	4	27.484	20.781	20.621	38.868	1'47.754P	281,3	8:37'32.604
5	27.073	20.256	19.844	29.882	1'37.055	279,8	8:41'17.853	5	5'11.872	21.733	21.646	31.088	6'26.339P		8:43'58.943
6	26.933	20.004	19.668	29.308	1'35.913	276,9	8:42'53.766	6	27.621	20.748	20.700	31.177	1'40.246C	269,3	8:45'39.189
7	26.905	19.798	19.821	<b>29.249</b>	<b>1'35.773</b>	278,4	8:44'29.539	7	29.178	21.027	20.926	37.298	1'48.429CP	285,0	8:47'27.618
8	<b>26.648</b>	19.716	19.714	40.541	1'46.619CP	279,8	8:46'16.158	8	4'47.373	21.012	20.214	29.851	5'58.450P		8:53'26.068
9	4'31.520	21.047	20.400	30.327	5'43.294P		8:51'59.452	9	27.139	<b>20.418</b>	<b>19.917</b>	<b>29.709</b>	<b>1'37.183</b>	<b>285,7</b>	8:55'03.251
10	26.767	<b>19.656</b>	<b>19.540</b>	30.494	1'36.457	279,8	8:53'35.909	10	<b>26.963</b>	20.484	20.029	29.770	1'37.246	285,0	8:56'40.497
11	26.743	19.741	19.702	29.841	1'36.027	277,6	8:55'11.936	11	27.501	20.481	20.198	37.223	1'45.403P	<b>285,7</b>	8:58'25.900
12	26.994	20.166	20.232	29.479	1'36.871	278,4	8:56'48.807	12			22.184	32.482	4'19.981P		9:02'45.881
13	37.706	21.126	23.276	30.249	1'52.357	<b>281,3</b>	8:58'41.164	13	27.929	20.770	20.245	30.257	1'39.201	285,0	9:04'25.082
14	27.004	20.012	19.845	29.628	1'36.489	277,6	9:00'17.653	14	27.376	20.939	20.584	31.020	1'39.919	<b>285,7</b>	9:06'05.001
15	26.764	19.977	19.896	29.677	1'36.314	279,8	9:01'53.967								
16	26.923	19.942	20.538	30.485	1'37.888	279,8	9:03'31.855								
17	27.071	28.612	20.886	30.154	1'46.723C	<b>281,3</b>	9:05'18.578								

18° 44 L. MAHIAS [1'35.991]							
Lap	Seg1	Seg2	Seg3	Seg4	Lap Time	km/h	Local Time
1		20.564	20.128	30.679			8:31'57.498
2	26.979	19.529	20.438	29.990	1'36.936	279,1	8:33'34.434
3	27.698	19.381	19.788	<b>29.124</b>	<b>1'35.991</b>	272,0	8:35'10.425
4	<b>26.466</b>	25.742	21.001	34.597	1'47.806CP	274,8	8:36'58.231
5	3'58.346	21.497	20.756	29.498	5'10.097P		8:42'08.328

12/11/2022 P = Pits In/Out - C = Lap Time Cancelled

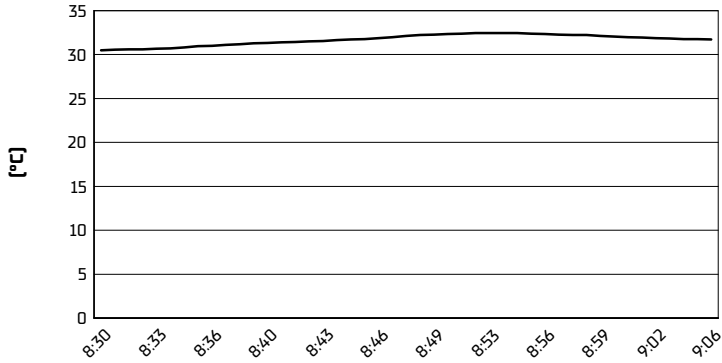
These data/results cannot be reproduced, stored and/or transmitted in whole or in part by any manner of electronic, mechanical, photocopying, recording, broadcasting or otherwise now known or herein after developed without the previous express consent by the copyright owner, except for reproduction in daily press and regular printed publications on sale to the public within 60 days of the event related to those data/results and always provided that copyright symbol appears together as follows below.

© DORNA WSBK ORGANIZATION Srl 2022

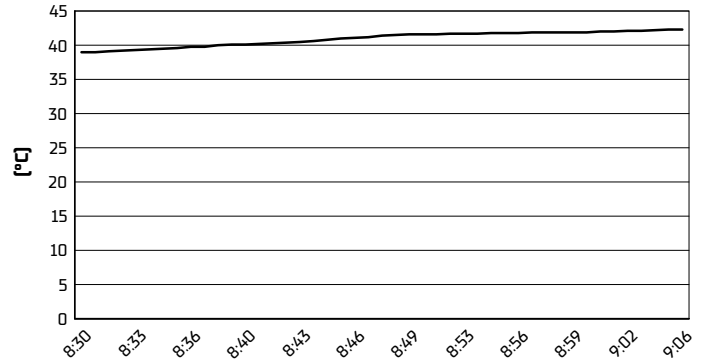


**Pirelli Indonesian Round, 11-13 November 2022**  
**Weather Report Free Practice 3rd Session**  
Session started 08:30 - Session ended 9:06

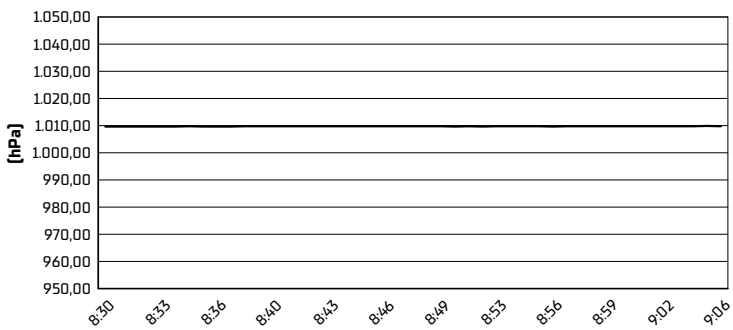
**Air Temperature**



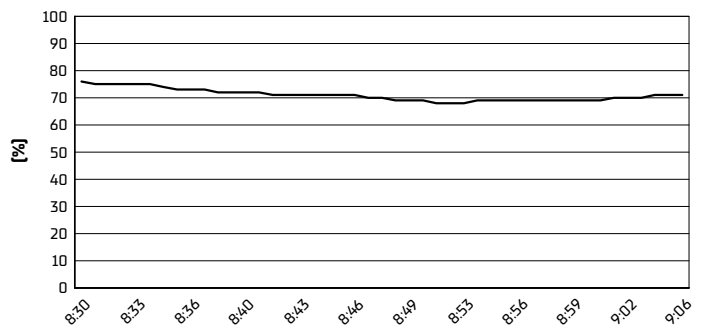
**Track Temperature**



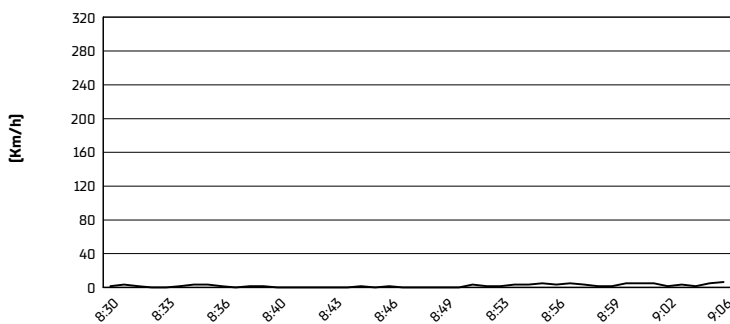
**Air Pressure**



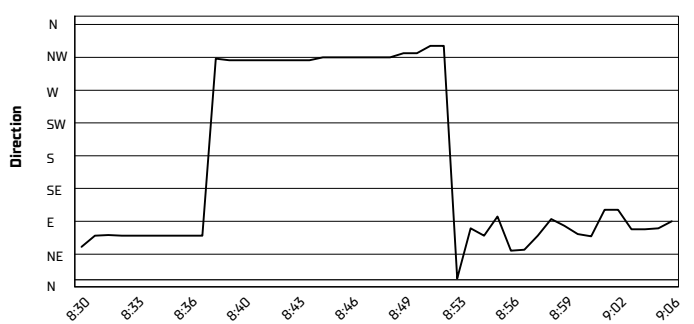
**Humidity**



**Wind Speed**



**Wind Direction**



12/11/2022

These data/results cannot be reproduced, stored and/or transmitted in whole or in part by any manner of electronic, mechanical, photocopying, recording, broadcasting or otherwise now known or herein after developed without the previous express consent by the copyright owner, except for reproduction in daily press and regular printed publications on sale to the public within 60 days of the event related to those data/results and always provided that copyright symbol appears together as follows below.

© DORNA WSBK ORGANIZATION Srl 2022