

Pirelli Indonesian Round, 11-13 November 2022
Results Race 1

Laps 19 = 81,719 Km - Time of Race 30'49.225 - Avg. 159,087 km/h

Pos	Grid	No. Rider	Nat	Team	Bike	LL	Gap	Rel.	Fastest Lap	Speed	Qualifying	Speed
1	1	66 N. TUULI	FIN	MV Agusta Reparto Corse	MV Agusta F3 800 RR	19			1'36.314	246,6	1'35.947	248,3
2	5	64 F. CARICASULO	ITA	Althea Racing	Ducati Panigale V2	19	3.528	3.528	1'36.465	252,3	1'36.231	251,2
3	2	61 C. ONCU	TUR	Kawasaki Puccetti Racing	Kawasaki ZX-6R	19	4.226	0.698	1'36.303	252,9	1'36.000	247,7
4	3	77 D. AEGERTER	SUI	Ten Kate Racing Yamaha	Yamaha YZF R6	19	6.029	1.803	1'36.929	251,7	1'36.124	247,7
5	6	55 Y. MONTELLA	ITA	Kawasaki Puccetti Racing	Kawasaki ZX-6R	19	6.037	0.008	1'36.805	250,0	1'36.263	248,3
6	4	11 N. BULEGA	ITA	Aruba.it Racing WorldSSP Team	Ducati Panigale V2	19	10.034	3.997	1'36.960	250,6	1'36.183	251,2
7	12	62 S. MANZI	ITA	Dynavolt Triumph	Triumph Street Triple RS	19	20.344	10.310	1'36.777	253,5	1'36.873	248,8
8	9	16 J. CLUZEL	FRA	GMT94 Yamaha	Yamaha YZF R6	19	21.051	0.707	1'37.373	250,6	1'36.575	246,0
9	7	3 R. DE ROSA	ITA	Orelac Racing Verdatura WorldSSP	Ducati Panigale V2	19	21.664	0.613	1'37.297	248,8	1'36.446	247,7
10	13	99 A. HUERTAS	ESP	MTM Kawasaki	Kawasaki ZX-6R	19	24.751	3.087	1'37.494	249,4	1'37.057	249,4
11	11	69 T. BOOTH-AMOS	GBR	Motozoo Racing by Puccetti	Kawasaki ZX-6R	19	29.205	4.454	1'37.273	246,0	1'36.730	245,5
12	16	94 A. VERDOIA	FRA	GMT94 Yamaha	Yamaha YZF R6	19	31.177	1.972	1'37.634	249,4	1'37.335	246,6
13	17	56 P. SEBESTYEN	HUN	Evan Bros.WorldSSP Yamaha Team	Yamaha YZF R6	19	32.438	1.261	1'37.884	251,2	1'37.417	247,7
14	18	32 O. BAYLISS	AUS	BARNI Spark Racing Team	Ducati Panigale V2	19	36.214	3.776	1'37.878	245,5	1'37.764	246,6
15	19	24 L. TACCINI	ITA	Ten Kate Racing Yamaha	Yamaha YZF R6	19	1'05.396	29.182	1'39.064	247,7	1'38.062	248,3
16	23	25 M. BRENNER	SUI	VFT Racing	Yamaha YZF R6	19	1'05.489	0.093	1'39.150	244,9		241,1
17	22	50 O. VOSTATEK	CZE	MS Racing Yamaha WorldSSP	Yamaha YZF R6	19	1'05.554	0.065	1'39.239	246,6	1'38.992	242,7
18	20	10 U. ORRADRE	ESP	MS Racing Yamaha WorldSSP	Yamaha YZF R6	19	1'06.013	0.459	1'39.365	247,1	1'38.177	246,6
-----Not Classified-----												
RET	21	91 L. BERNARDI	SMR	CM Racing	Ducati Panigale V2	15	4 Laps		1'38.443	246,6	1'38.313	245,5
RET	8	7 L. BALDASSARRI	ITA	Evan Bros.WorldSSP Yamaha Team	Yamaha YZF R6	2	17 Laps		1'37.855	250,6	1'36.534	248,3
RET	15	9 S. JESPERSEN	DEN	Kallio Racing	Yamaha YZF R6	1	18 Laps			250,6	1'37.305	247,7
RET	14	28 G. VAN STRAALEN	NED	EAB Racing Team	Yamaha YZF R6	0				214,3	1'37.174	246,0
RET	10	38 H. SOOMER	EST	Dynavolt Triumph	Triumph Street Triple RS	0				215,1	1'36.650	249,4

AIR	Humidity:	59%	Temp:	34°C
TRACK	Condition:	Dry	Temp:	54°C

Records	Pole [SP]	2022	N.Tuuli	1'35.947	161,377 Km/h
	Race [RC2]	2021	J.Cluzel	1'36.820	159,922 Km/h
	All Times [SP]	2022	N.Tuuli	1'35.947	161,377 Km/h
Race Fastest Lap	[New Record]	Lap 10	C.Oncu	1'36.303	160,780 Km/h

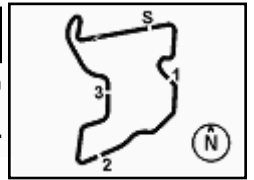
No. Rider	From	To	Laps	Total
66 N. TUULI	1	2	2	
61 C. ONCU	3	3	1	
66 N. TUULI	4	11	8	
61 C. ONCU	12	13	2	3
66 N. TUULI	14	19	6	16

No. Rider	Laps
7 L. BALDASSARRI	96
77 D. AEGERTER	78
11 N. BULEGA	45
61 C. ONCU	36
64 F. CARICASULO	34
3 R. DE ROSA	21
66 N. TUULI	16
28 G. VAN STRAALEN	9
62 S. MANZI	8
16 J. CLUZEL	1
55 Y. MONTELLA	1

12/11/2022 Start 12:00 End 12:36 The results are provisional until the end of the time limit for protests and appeals and the completion of the technical checks.

These data/results cannot be reproduced, stored and/or transmitted in whole or in part by any manner of electronic, mechanical, photocopying, recording, broadcasting or otherwise now known or herein after developed without the previous express consent by the copyright owner, except for reproduction in daily press and regular printed publications on sale to the public within 60 days of the event related to those data/results and always provided that copyright symbol appears together as follows below.

© DORNA WSBK ORGANIZATION Srl 2022



Pirelli Indonesian Round, 11-13 November 2022
Results Race 1

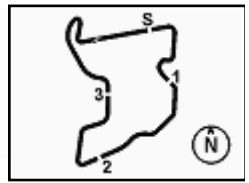
Race Highlights

Time	No. Rider	Description
11.58.12		Warm-up Lap Start
12.00.50		Start
12.01.19	38 H. SOOMER	Crashed - Turn 2
12.01.43	91 L. BERNARDI	Long Lap Penalty - Irresponsible Riding
12.02.12	28 G. VAN STRAALEN	Crashed - Turn 11
12.02.34	38 H. SOOMER	Not Actively Competing
12.02.39		No Jump Start
12.03.24	28 G. VAN STRAALEN	Not Actively Competing
12.03.53	9 S. JESPERSEN	Crashed - Turn 11
12.04.33	7 L. BALDASSARRI	Crashed - Turn 1
12.04.39	91 L. BERNARDI	1xLLP Completed
12.05.44	9 S. JESPERSEN	Not Actively Competing
12.06.00		New Best Race Lap
12.06.10	7 L. BALDASSARRI	Not Actively Competing
12.10.09		Incident between 38 and 62 under investigation
12.12.59	62 S. MANZI	Long Lap Penalty - Irresponsible Riding
12.15.52	62 S. MANZI	1xLLP Completed
12.20.25		2/3 of Race Distance Completed
12.25.58	91 L. BERNARDI	Entered Pits
12.26.00	91 L. BERNARDI	Technical Problem
12.28.15	91 L. BERNARDI	Retired
12.31.46		2022 FIM Supersport World Champion: D.Aegerter
12.36.14		End Of Session

12/11/2022 Start End The results are provisional until the end of the time limit for protests and appeals and the completion of the technical checks.

These data/results cannot be reproduced, stored and/or transmitted in whole or in part by any manner of electronic, mechanical, photocopying, recording, broadcasting or otherwise now known or herein after developed without the previous express consent by the copyright owner, except for reproduction in daily press and regular printed publications on sale to the public within 60 days of the event related to those data/results and always provided that copyright symbol appears together as follows below.

© DORNA WSBK ORGANIZATION Srl 2022



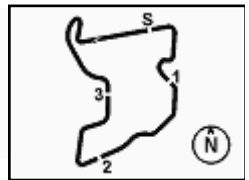
Pirelli Indonesian Round, 11-13 November 2022
Championship Standings

Pertamina Mandalika Circuit 4.301 m

	Points	Points From First	Points From Previous	April 10 ARAGON	April 24 ASSEN	May 22 ESTORIL	June 12 MISANO	July 17 DONINGTON	July 31 MOST	September 11 MAGNY-COURS	September 25 BARCELONA	October 9 PORTIMAO	October 23 VILLICUM	November 13 MANDALIKA	November 20 PHILLIP ISLAND				
1 AEGERTER Dominique [SUI]	437			20 25	25 25	25 25	25 25	25 25		16 25	25 25	13 25	25 25	13					
2 BALDASSARRI Lorenzo [ITA]	352	85		25 20	20 20	20 16	20 20	20 20	25 25	25 11	20 13	20 9	7 16						
3 ONCU Can [TUR]	232	205	120	16	16	13 11	13 11	11 8	13	13 10	16 20	7 16	13 9	16					
4 BULEGA Nicolo [ITA]	200	237	32	11 16	16 13	16	16 16	16	7 20	5 16	2	1 6	5 8	10					
5 MANZI Stefano [ITA]	187	250	13	9 8	10		11 13	10 11	20 16	9	16	25	9 11	9					
6 CARICASULO Federico [ITA]	182	255	5	8 4	11	11	10	13	10	7	13 10	16 13	16 20	20					
7 TUULI Niki [FIN]	152	285	30	10 11	10 9		6 7	7 11	11 12	10 6	10 5	10 11	11	11 13	25				
8 MONTELLA Yari [ITA]	125	312	27	9 4	7	10 13	10 9	13		11 6	3 8	3	8	11					
9 CLUZEL Jules [FRA]	121	316	4	10	13		9 7			6 20	8 1	9 10	10 10	8					
10 DE ROSA Raffaele [ITA]	114	323	7	7 7	1		6	16 10		4 2	4	10 20	20	7					
11 VAN STRAALEN Glenn [NED]	111	326	3	13 13	20	9 8			11 1	20	7	4	5						
12 HUERTAS Adrian [ESP]	106	331	5	7 5	5	8 9	6 1	9	8 9	8 4	9 6		6	6					
13 SOOMER Hannes [EST]	86	351	20	5 6	9 11		4 5	4 9	7	1		3 8	8 6						
14 SOFUOGLU Bahattin [TUR]	72	365	14	4 2	1 6	2		1	9 11		11 9	5 11							
15 VERDOIA Andy [FRA]	56	381	16	1		7	3 5	8 7	4	3	2	5	7	4					
16 BAYLISS Oliver [AUS]	51	386	5		2 5	4 10		5 3	3	7 8	1		1	2					
17 DEBISE Valentin [FRA]	43	394	8						13 8	9 13									
18 SMITH Kyle [GBR]	35	402	8		8	5 20		2											
19 TACCINI Leonardo [ITA]	35	402	0		6 3	2	2	3 1	3	2	5 7			1					
20 SEBESTYEN Peter [HUN]	34	403	1	2		3	4 2		2 5	3		2	4 4	3					
21 BRENNER Marcel [SUI]	32	405	2		4	1	7 3	6	2		5	3	1						
22 JESPERSEN Simon [DEN]	30	407	2			3		7 6			6 4	4							
23 CASADEI Mattia [ITA]	25	412	5				8 8	4 5											
24 VINALES Isaac [ESP]	22	415	3					2	6	1		6 7							
25 HOBELSBERGER Patrick [GER]	21	416	1	6 3	8				4										

12/11/2022 First Line: Championship Standings - Second Line: Ranking Progression
 These data/results cannot be reproduced, stored and/or transmitted in whole or in part by any manner of electronic, mechanical, photocopying, recording, broadcasting or otherwise now known or herein after developed without the previous express consent by the copyright owner, except for reproduction in daily press and regular printed publications on sale to the public within 60 days of the event related to those data/results and always provided that copyright symbol appears together as follows below.
 © DORNA WSBK ORGANIZATION Srl 2022



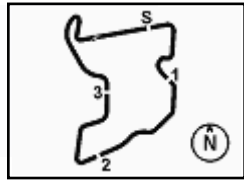


**Pirelli Indonesian Round, 11-13 November 2022
Championship Standings**

	Points	Points From First	Points From Previous	April 10 ARAGON	April 24 ASSEN	May 22 ESTORIL	June 12 MISANO	July 17 DONINGTON	July 31 MOST	September 11 MAGNY-COURS	September 25 BARCELONA	October 9 PORTIMAO	October 23 VILLICUM	November 13 MANDALIKA	November 20 PHILLIP ISLAND																							
26 VOSTATEK Ondrej [CZE]	20	417	1			6 20	6 18	19	22	22	23	5 21	24	24	24	24	25	25	25	26	1 26	2 26	26															
27 ODENDAAL Steven [RSA]	16	421	4							16 23	25	25	25	26	26	26	26	27	27	27	27	27	27	27	27	27	27											
28 BOOTH-AMOS Thomas [GBR]	16	421	0	3 13	1 16	17	20	23	26	27	27	28	28	1 30	30	30	30	30	30	30	30	30	30	3 29	3 28	5 27												
29 ORRADRE Unai [ESP]	9	428	7		3 18	2 19	21	22	25	25	26	25	4 27	27	27	27	27	27	27	27	27	27	28	28	28	28	29	29										
30 EDWARDS Tom [AUS]	7	430	2				7 21	24	24	25	26	29	29	29	29	29	29	29	29	29	29	29	29	29	30	30	30	30										
31 OTTAVIANI Luca [ITA]	5	432	2				5 22	25	25	26	27	30	30	30	30	30	30	30	30	30	30	30	30	30	31	31	31	31										
32 SMITH Bradley [GBR]	2	435	3																					2 32	32	32	32											
33 KOFLER Maximilian [AUT]	2	435	0																				2 32	32	32	32	32											
34 SPINELLI Nicholas [ITA]	1	436	1				1 29	29	29	29	30	32	32	32	32	32	32	32	32	32	32	32	32	33	34	34	34	34										
35 CURRIE Benjamin [AUS]	1	436	0				1 28	29	29	29	30	32	32	32	32	32	32	32	32	32	32	32	32	33	34	34	34	34										

12/11/2022 First Line: Championship Standings - Second Line: Ranking Progression
 These data/results cannot be reproduced, stored and/or transmitted in whole or in part by any manner of electronic, mechanical, photocopying, recording, broadcasting or otherwise now known or herein after developed without the previous express consent by the copyright owner, except for reproduction in daily press and regular printed publications on sale to the public within 60 days of the event related to those data/results and always provided that copyright symbol appears together as follows below.
 © DORNA WSBK ORGANIZATION Srl 2022



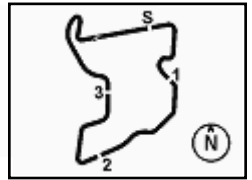


**Pirelli Indonesian Round, 11-13 November 2022
Championship Standings**

Points	Points From First	Points From Previous	April 10	April 24	May 22	June 12	July 17	July 31	September 11	September 25	October 9						
			ARAGON	ASSEN	ESTORIL	MISANO	DONINGTON	MOST	MAGNY-COURS	BARCELONA	PORTIMAO						
WorldSSP Challenge																	
1 SOFUOGLU Bahattin (TUR)	72		4 2 1 1	1 6 1 1	2 1 1	2 1 1	1 2 2	9 11 1 1	1 1 1 1	11 9 1 1	5 11 1 1						
2 BRENNER Marcel (SUI)	31 41			4 1 2 2 2	7 3 2 1	6 1 1	2 2 2 2	2 2 2 2	2 2 2 2	5 3 2 2	3 2 2						
3 VINALES Isaac (ESP)	22 50 9						2 4	6 4 4 4	1 4 4	6 7 4 3							
4 ODENDAAL Steven (RSA)	16 56 6							16 3 3	3 3 3 3	6 4 5 4	4 5 5						
5 JESPERSEN Simon (DEN)	14 58 2									6 4 5 4	4 5 5						
6 BOOTH-AMOS Thomas (GBR)	5 67 9		3 1 2 2	2 2 3 3	3 3 3 3	3 3 3 3	1 5 5	5 5 5 5	6 6 6 6	6 6 6 6	6 6 6 6						
7 SPINELLI Nicholas (ITA)	1 71 4				1 4 4	4 4 4 5	6 6 6 6	6 6 6 6	7 7 7 7	7 7 7 7	7 7 7 7						

12/11/2022 First Line: Championship Standings - Second Line: Ranking Progression
 These data/results cannot be reproduced, stored and/or transmitted in whole or in part by any manner of electronic, mechanical, photocopying, recording, broadcasting or otherwise now known or herein after developed without the previous express consent by the copyright owner, except for reproduction in daily press and regular printed publications on sale to the public within 60 days of the event related to those data/results and always provided that copyright symbol appears together as follows below.
 © DORNA WSBK ORGANIZATION Srl 2022





Pirelli Indonesian Round, 11-13 November 2022
Lap Chart Race 1

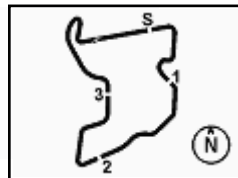
		Lap																		
		1	2	3	4	5	6	7	8	9	10	11	12	13	14	15	16	17	18	19
1	66	66	61	66	66	66	66	66	66	66	66	66	61	61	66	66	66	66	66	66
2	64	61	66	61	61	61	61	61	61	61	61	61	66	66	61	61	61	64	64	64
3	11	64	64	64	64	64	64	64	64	64	64	64	64	64	64	64	64	61	61	61
4	61	11	11	11	62	62	62	55	55	55	55	55	55	55	55	55	55	55	55	77
5	77	77	62	62	11	55	55	62	62	11	11	11	11	11	11	77	77	77	77	55
6	55	55	55	55	55	11	11	77	77	77	77	77	77	77	77	11	11	11	11	11
7	7	62	77	77	77	77	77	77	11	3	3	3	3	62	62	62	62	62	62	62
8	16	7	16	16	16	16	3	3	3	16	16	62	62	3	3	16	16	16	16	16
9	62	16	3	3	3	3	16	16	16	62	62	16	16	16	16	3	3	3	3	3
10	32	3	56	56	56	56	56	56	99	99	99	99	99	99	99	99	99	99	99	99
11	3	32	32	32	32	32	32	99	32	32	32	32	32	32	94	94	94	94	69	69
12	56	56	99	99	99	99	99	32	56	56	56	69	69	69	69	69	69	94	94	94
13	94	94	69	69	69	69	69	69	69	69	69	56	56	94	56	56	56	56	56	56
14	99	99	94	94	94	94	94	94	94	94	94	94	94	94	56	32	32	32	32	32
15	9	69	25	25	25	25	24	24	25	91	91	91	91	91	24	24	24	24	24	24
16	91	24	24	24	24	24	25	25	91	24	24	24	50	50	25	25	25	25	25	25
17	69	25	10	10	10	91	91	91	24	50	25	50	24	24	50	50	10	50	50	50
18	25	91	50	50	50	50	50	50	25	50	25	25	25	25	10	10	50	10	10	10
19	24	10	91	91	91	10	10	10	10	10	10	10	10	10	91					
20	10	50																		
21	50																			

Final Result		
1	66 N. TUULI	Laps 19
2	64 F. CARICASULO	3.528
3	61 C. ONCU	4.226
4	77 D. AEGERTER	6.029
5	55 Y. MONTELLA	6.037
6	11 N. BULEGA	10.034
7	62 S. MANZI	20.344
8	16 J. CLUZEL	21.051
9	3 R. DE ROSA	21.664
10	99 A. HUERTAS	24.751
11	69 T. BOOTH-AMOS	29.205
12	94 A. VERDOIA	31.177
13	56 P. SEBESTYEN	32.438
14	32 D. BAYLISS	36.214
15	24 L. TACCINI	1'05.396
16	25 M. BRENNER	1'05.489
17	50 D. VOSTATEK	1'05.554
18	10 U. ORRADRE	1'06.013
RET	91 L. BERNARDI	4 Laps
RET	7 L. BALDASSARRI	17 Laps
RET	9 S. JESPERSEN	18 Laps
RET	38 H. SOOMER	
RET	28 G. VAN STRAALLEN	

12/11/2022

These data/results cannot be reproduced, stored and/or transmitted in whole or in part by any manner of electronic, mechanical, photocopying, recording, broadcasting or otherwise now known or herein after developed without the previous express consent by the copyright owner, except for reproduction in daily press and regular printed publications on sale to the public within 60 days of the event related to those data/results and always provided that copyright symbol appears together as follows below.

© DORNA WSBK ORGANIZATION Srl 2022



Pirelli Indonesian Round, 11-13 November 2022
Lap Chart Race 1

2 / 4

Lap 1

1	66	N.Tuuli	1'41.813
2	64	F.Caricasulo	0.103
3	11	N.Bulega	0.436
4	61	C.Oncu	0.547
5	77	D.Aegerter	1.021
6	55	Y.Montella	1.240
7	7	L.Baldassarri	1.462
8	16	J.Cluzel	1.639
9	62	S.Manzi	2.221
10	32	O.Bayliss	2.556
11	3	R.De Rosa	2.835
12	56	P.Sebestyen	3.117
13	94	A.Verdoia	3.700
14	99	A.Huertas	3.831
15	9	S.Jespersen	4.001
16	91	L.Bernardi	4.498
17	69	T.Booth-Amos	4.745
18	25	M.Brenner	5.218
19	24	L.Taccini	5.297
20	10	U.Orradre	5.972
21	50	O.Vostatek	6.050

Lap 2

1	66	N.Tuuli	3'18.937
2	61	C.Oncu	0.408
3	64	F.Caricasulo	0.638
4	11	N.Bulega	1.308
5	77	D.Aegerter	1.629
6	55	Y.Montella	1.827
7	62	S.Manzi	1.943
8	7	L.Baldassarri	2.193
9	16	J.Cluzel	2.653
10	3	R.De Rosa	3.177
11	32	O.Bayliss	3.877
12	56	P.Sebestyen	4.207
13	94	A.Verdoia	5.236
14	99	A.Huertas	5.425
15	69	T.Booth-Amos	6.416
16	24	L.Taccini	7.678
17	25	M.Brenner	7.973
18	91	L.Bernardi	8.128
19	10	U.Orradre	8.589
20	50	O.Vostatek	9.359

Lap 3

1	61	C.Oncu	4'55.871
2	66	N.Tuuli	0.117
3	64	F.Caricasulo	0.419
4	11	N.Bulega	1.552
5	62	S.Manzi	1.786
6	55	Y.Montella	2.161
7	77	D.Aegerter	2.496
8	16	J.Cluzel	3.268
9	3	R.De Rosa	3.634
10	56	P.Sebestyen	5.291
11	32	O.Bayliss	5.537
12	99	A.Huertas	6.505
13	69	T.Booth-Amos	7.151
14	94	A.Verdoia	7.323
15	25	M.Brenner	10.408
16	24	L.Taccini	10.651
17	10	U.Orradre	11.654
18	50	O.Vostatek	12.518
19	91	L.Bernardi	14.136

Lap 4

1	66	N.Tuuli	6'33.095
2	61	C.Oncu	0.172
3	64	F.Caricasulo	0.331
4	11	N.Bulega	1.288
5	62	S.Manzi	1.508

6	55	Y.Montella	1.742
7	77	D.Aegerter	2.290
8	16	J.Cluzel	3.544
9	3	R.De Rosa	3.865
10	56	P.Sebestyen	5.951
11	32	O.Bayliss	6.352
12	99	A.Huertas	7.002
13	69	T.Booth-Amos	7.200
14	94	A.Verdoia	8.362
15	25	M.Brenner	12.383
16	24	L.Taccini	12.807
17	10	U.Orradre	15.002
18	50	O.Vostatek	15.381
19	91	L.Bernardi	16.188

Lap 5

1	66	N.Tuuli	8'09.961
2	61	C.Oncu	0.288
3	64	F.Caricasulo	0.578
4	62	S.Manzi	1.520
5	11	N.Bulega	1.746
6	55	Y.Montella	1.912
7	77	D.Aegerter	2.353
8	16	J.Cluzel	4.121
9	3	R.De Rosa	4.506
10	56	P.Sebestyen	7.103
11	32	O.Bayliss	7.561
12	99	A.Huertas	7.802
13	69	T.Booth-Amos	7.976
14	94	A.Verdoia	9.245
15	25	M.Brenner	14.667
16	24	L.Taccini	15.337
17	10	U.Orradre	18.540
18	50	O.Vostatek	18.712
19	91	L.Bernardi	19.489

Lap 6

1	66	N.Tuuli	9'46.569
2	61	C.Oncu	0.227
3	64	F.Caricasulo	1.012
4	62	S.Manzi	2.047
5	55	Y.Montella	2.424
6	11	N.Bulega	2.780
7	77	D.Aegerter	3.041
8	16	J.Cluzel	4.886
9	3	R.De Rosa	5.195
10	56	P.Sebestyen	8.696
11	32	O.Bayliss	8.831
12	99	A.Huertas	9.002
13	69	T.Booth-Amos	9.351
14	94	A.Verdoia	10.271
15	25	M.Brenner	17.454
16	24	L.Taccini	17.793
17	91	L.Bernardi	22.034
18	50	O.Vostatek	22.307
19	10	U.Orradre	23.129

Lap 7

1	66	N.Tuuli	11'22.883
2	61	C.Oncu	0.357
3	64	F.Caricasulo	1.163
4	62	S.Manzi	2.864
5	55	Y.Montella	3.115
6	11	N.Bulega	3.489
7	77	D.Aegerter	3.775
8	3	R.De Rosa	6.963
9	16	J.Cluzel	7.129
10	56	P.Sebestyen	10.448
11	32	O.Bayliss	10.625
12	99	A.Huertas	10.812
13	69	T.Booth-Amos	11.269
14	94	A.Verdoia	11.989
15	24	L.Taccini	21.718

Lap 8

1	66	N.Tuuli	12'59.590
2	61	C.Oncu	0.115
3	64	F.Caricasulo	1.299
4	55	Y.Montella	3.921
5	62	S.Manzi	4.106
6	11	N.Bulega	4.328
7	77	D.Aegerter	4.608
8	3	R.De Rosa	8.752
9	16	J.Cluzel	8.894
10	56	P.Sebestyen	11.921
11	99	A.Huertas	12.020
12	32	O.Bayliss	12.299
13	69	T.Booth-Amos	12.426
14	94	A.Verdoia	13.547
15	24	L.Taccini	26.869
16	25	M.Brenner	27.075
17	91	L.Bernardi	28.581
18	50	O.Vostatek	28.873
19	10	U.Orradre	29.269

Lap 9

1	66	N.Tuuli	14'36.194
2	61	C.Oncu	0.306
3	64	F.Caricasulo	1.790
4	55	Y.Montella	4.443
5	62	S.Manzi	5.308
6	77	D.Aegerter	5.784
7	11	N.Bulega	5.931
8	3	R.De Rosa	10.442
9	16	J.Cluzel	10.654
10	99	A.Huertas	13.586
11	32	O.Bayliss	14.992
12	56	P.Sebestyen	15.276
13	69	T.Booth-Amos	15.839
14	94	A.Verdoia	16.015
15	25	M.Brenner	30.636
16	91	L.Bernardi	30.731
17	24	L.Taccini	31.135
18	50	O.Vostatek	31.860
19	10	U.Orradre	32.286

Lap 10

1	66	N.Tuuli	16'12.516
2	61	C.Oncu	0.287
3	64	F.Caricasulo	2.278
4	55	Y.Montella	5.358
5	11	N.Bulega	6.592
6	77	D.Aegerter	7.556
7	3	R.De Rosa	12.123
8	16	J.Cluzel	12.292
9	62	S.Manzi	13.026
10	99	A.Huertas	14.758
11	32	O.Bayliss	17.351
12	56	P.Sebestyen	17.745
13	69	T.Booth-Amos	18.061
14	94	A.Verdoia	18.436
15	91	L.Bernardi	34.180
16	24	L.Taccini	34.628
17	50	O.Vostatek	34.777
18	25	M.Brenner	34.798
19	10	U.Orradre	37.944

Lap 11

1	66	N.Tuuli	17'49.918
2	61	C.Oncu	0.183
3	64	F.Caricasulo	1.947

4	55	Y.Montella	5.367
5	11	N.Bulega	6.339
6	77	D.Aegerter	7.123
7	3	R.De Rosa	13.057
8	16	J.Cluzel	13.232
9	62	S.Manzi	13.594
10	99	A.Huertas	15.811
11	32	O.Bayliss	18.392
12	56	P.Sebestyen	19.037
13	69	T.Booth-Amos	19.183
14	94	A.Verdoia	19.405
15	91	L.Bernardi	35.221
16	24	L.Taccini	36.669
17	25	M.Brenner	37.130
18	50	O.Vostatek	37.199
19	10	U.Orradre	41.549

Lap 12

1	61	C.Oncu	19'27.024
2	66	N.Tuuli	0.789
3	64	F.Caricasulo	2.496
4	55	Y.Montella	5.650
5	11	N.Bulega	6.250
6	77	D.Aegerter	7.142
7	3	R.De Rosa	13.983
8	62	S.Manzi	14.428
9	16	J.Cluzel	14.522
10	99	A.Huertas	16.725
11	32	O.Bayliss	20.076
12	69	T.Booth-Amos	20.278
13	56	P.Sebestyen	20.810
14	94	A.Verdoia	21.015
15	91	L.Bernardi	36.914
16	24	L.Taccini	40.151
17	50	O.Vostatek	40.260
18	25	M.Brenner	40.395
19	10	U.Orradre	45.325

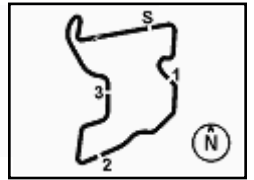
Lap 13

1	61	C.Oncu	21'04.351
2	66	N.Tuuli	0.745
3	64	F.Caricasulo	2.466
4	55	Y.Montella	5.635
5	11	N.Bulega	6.281
6	77	D.Aegerter	6.883
7	3	R.De Rosa	14.956
8	62	S.Manzi	15.251
9	16	J.Cluzel	15.380
10	99	A.Huertas	17.449
11	32	O.Bayliss	21.690
12	69	T.Booth-Amos	21.895
13	56	P.Sebestyen	22.331
14	94	A.Verdoia	22.497
15	91	L.Bernardi	38.384
16	50	O.Vostatek	43.261
17	24	L.Taccini	43.524
18	25	M.Brenner	44.052
19	10	U.Orradre	47.876

Lap 14

1	66	N.Tuuli	22'42.058
2	61	C.Oncu	1.260
3	64	F.Caricasulo	2.404
4	55	Y.Montella	5.407
5	11	N.Bulega	6.263
6	77	D.Aegerter	6.438
7	62	S.Manzi	15.712
8	3	R.De Rosa	15.880
9	16	J.Cluzel	16.062
10	99	A.Huertas	17.842
11	32	O.Bayliss	23.456
12	69	T.Booth-Amos	23.529
13	94	A.Verdoia	23.593

12/11/2022
These data/results cannot be reproduced, stored and/or transmitted in whole or in part by any manner of electronic, mechanical, photocopying, recording, broadcasting or otherwise now known or herein after developed without the previous express consent by the copyright owner, except for reproduction in daily press and regular printed publications on sale to the public within 60 days of the event related to those data/results and always provided that copyright symbol appears together as follows below.
© DORNA WSBK ORGANIZATION Srl 2022



Pirelli Indonesian Round, 11-13 November 2022
Lap Chart Race 1

14	56	P.Sebestyen	23.837	4	55	Y.Montella	6.397
15	91	L.Bernardi	39.498	5	77	D.Aegerter	6.655
16	50	O.Vostatek	45.421	6	11	N.Bulega	9.482
17	24	L.Taccini	45.722	7	62	S.Manzi	20.306
18	25	M.Brenner	45.997	8	16	J.Cluzel	20.982
19	10	U.Orradre	50.000	9	3	R.De Rosa	22.087

Lap 15

1	66	N.Tuuli	24'19.045	10	99	A.Huertas	23.334
2	61	C.Oncu	1.644	11	69	T.Booth-Amos	29.469
3	64	F.Caricasulo	2.777	12	94	A.Verdoia	30.537
4	55	Y.Montella	5.878	13	56	P.Sebestyen	31.747
5	11	N.Bulega	6.748	14	32	O.Bayliss	34.199
6	77	D.Aegerter	7.025	15	24	L.Taccini	1'02.936
7	62	S.Manzi	16.997	16	25	M.Brenner	1'03.143
8	3	R.De Rosa	17.249	17	50	O.Vostatek	1'03.247
9	16	J.Cluzel	17.441	18	10	U.Orradre	1'03.620

Lap 19

1	66	N.Tuuli	30'49.225
2	64	F.Caricasulo	3.528
3	61	C.Oncu	4.226
4	77	D.Aegerter	6.029
5	55	Y.Montella	6.037
6	11	N.Bulega	10.034
7	62	S.Manzi	20.344
8	16	J.Cluzel	21.051
9	3	R.De Rosa	21.664
10	99	A.Huertas	24.751
11	69	T.Booth-Amos	29.205
12	94	A.Verdoia	31.177
13	56	P.Sebestyen	32.438
14	32	O.Bayliss	36.214
15	24	L.Taccini	1'05.396
16	25	M.Brenner	1'05.489
17	50	O.Vostatek	1'05.554
18	10	U.Orradre	1'06.013

Lap 16

1	66	N.Tuuli	25'56.041
2	61	C.Oncu	2.000
3	64	F.Caricasulo	2.958
4	55	Y.Montella	6.401
5	77	D.Aegerter	7.308
6	11	N.Bulega	8.036
7	62	S.Manzi	18.291
8	16	J.Cluzel	19.102
9	3	R.De Rosa	19.361
10	99	A.Huertas	20.333
11	94	A.Verdoia	27.105
12	69	T.Booth-Amos	27.443
13	56	P.Sebestyen	28.117
14	32	O.Bayliss	29.579
15	24	L.Taccini	54.170
16	25	M.Brenner	54.568
17	50	O.Vostatek	54.596
18	10	U.Orradre	55.945

Lap 17

1	66	N.Tuuli	27'33.228
2	64	F.Caricasulo	3.752
3	61	C.Oncu	4.186
4	55	Y.Montella	6.581
5	77	D.Aegerter	7.086
6	11	N.Bulega	8.447
7	62	S.Manzi	19.239
8	16	J.Cluzel	20.136
9	3	R.De Rosa	21.172
10	99	A.Huertas	21.842
11	94	A.Verdoia	28.192
12	69	T.Booth-Amos	28.497
13	56	P.Sebestyen	29.798
14	32	O.Bayliss	31.884
15	24	L.Taccini	58.948
16	25	M.Brenner	59.093
17	10	U.Orradre	59.469
18	50	O.Vostatek	59.570

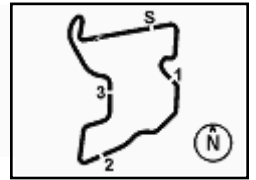
Lap 18

1	66	N.Tuuli	29'10.663
2	64	F.Caricasulo	3.984
3	61	C.Oncu	4.287

12/11/2022

These data/results cannot be reproduced, stored and/or transmitted in whole or in part by any manner of electronic, mechanical, photocopying, recording, broadcasting or otherwise now known or herein after developed without the previous express consent by the copyright owner, except for reproduction in daily press and regular printed publications on sale to the public within 60 days of the event related to those data/results and always provided that copyright symbol appears together as follows below.

© DORNA WSBK ORGANIZATION Srl 2022



Pirelli Indonesian Round, 11-13 November 2022
Lap Chart Race 1

Pertamina Mandalika Circuit 4.301 m

4 / 4

Race Pace Comparison

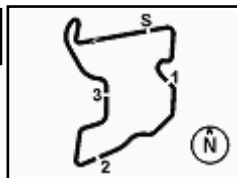
	66 Tuu	64 Car	61 Onc	77 Aeg	55 Mon	11 Bul	62 Man	16 Clu	3 DeR	99 Hue	69 Boo	94 Ver	56 Seb	32 Bay
1	1'41.813	1'41.916	1'42.360	1'42.834	1'43.053	1'42.249	1'44.034	1'43.452	1'44.648	1'45.644	1'46.558	1'45.513	1'44.930	1'44.369
2	1'37.124	1'37.659	1'36.985	1'37.732	1'37.711	1'37.996	1'36.846	1'38.138	1'37.466	1'38.718	1'38.795	1'38.660	1'38.214	1'38.445
3	1'37.051	1'36.715	1'36.526	1'37.801	1'37.268	1'37.178	1'36.777	1'37.549	1'37.391	1'38.014	1'37.669	1'39.021	1'38.018	1'38.594
4	1'37.107	1'37.136	1'37.396	1'37.018	1'36.805	1'36.960	1'36.946	1'37.500	1'37.455	1'37.721	1'37.273	1'38.263	1'37.884	1'38.039
5	1'36.866	1'37.113	1'36.982	1'36.929	1'37.036	1'37.324	1'36.878	1'37.443	1'37.507	1'37.666	1'37.642	1'37.749	1'38.018	1'38.075
6	1'36.608	1'37.042	1'36.547	1'37.296	1'37.120	1'37.642	1'37.135	1'37.373	1'37.297	1'37.808	1'37.983	1'37.634	1'38.201	1'37.878
7	1'36.314	1'36.465	1'36.444	1'37.048	1'37.005	1'37.023	1'37.131	1'38.557	1'38.082	1'38.124	1'38.232	1'38.032	1'38.066	1'38.108
8	1'36.707	1'36.843	1'36.465	1'37.540	1'37.513	1'37.546	1'37.949	1'38.472	1'38.496	1'37.915	1'37.864	1'38.265	1'38.180	1'38.381
9	1'36.604	1'37.095	1'36.795	1'37.780	1'37.126	1'38.207	1'37.806	1'38.364	1'38.294	1'38.170	1'40.017	1'39.072	1'39.959	1'39.297
10	1'36.322	1'36.810	1'36.303	1'38.094	1'37.237	1'36.983	1'44.040	1'37.960	1'38.003	1'37.494	1'38.544	1'38.743	1'38.791	1'38.681
11	1'37.402	1'37.071	1'37.298	1'36.969	1'37.411	1'37.149	1'37.970	1'38.342	1'38.336	1'38.455	1'38.524	1'38.371	1'38.694	1'38.443
12	1'37.895	1'37.655	1'36.923	1'37.125	1'37.389	1'37.017	1'37.940	1'38.396	1'38.032	1'38.020	1'38.201	1'38.716	1'38.879	1'38.790
13	1'37.283	1'37.297	1'37.327	1'37.068	1'37.312	1'37.358	1'38.150	1'38.185	1'38.300	1'38.051	1'38.944	1'38.809	1'38.848	1'38.941
14	1'36.962	1'37.645	1'38.967	1'37.262	1'37.479	1'37.689	1'38.168	1'38.389	1'38.631	1'38.100	1'39.341	1'38.803	1'39.213	1'39.473
15	1'36.987	1'37.360	1'37.371	1'37.574	1'37.458	1'37.472	1'38.272	1'38.366	1'38.356	1'37.871	1'39.377	1'38.769	1'39.507	1'40.539
16	1'36.996	1'37.177	1'37.352	1'37.279	1'37.519	1'38.284	1'38.290	1'38.657	1'39.108	1'38.603	1'38.520	1'38.726	1'38.756	1'39.567
17	1'37.187	1'37.981	1'39.373	1'36.965	1'37.367	1'37.598	1'38.135	1'38.221	1'38.998	1'38.696	1'38.241	1'38.274	1'38.868	1'39.492
18	1'37.435	1'37.667	1'37.536	1'37.004	1'37.251	1'38.470	1'38.502	1'38.281	1'38.350	1'38.927	1'38.407	1'39.780	1'39.384	1'39.750
19	1'38.562	1'38.106	1'38.501	1'37.936	1'38.202	1'39.114	1'38.600	1'38.631	1'38.139	1'39.979	1'38.298	1'39.202	1'39.253	1'40.577

	24 Tac	25 Bre	50 Vos	10 Orr	91 Ber	7 Bal	9 Jes
1	1'47.110	1'47.031	1'47.863	1'47.785	1'46.311	1'43.275	1'45.814
2	1'39.505	1'39.879	1'40.433	1'39.741	1'40.754	1'37.855	
3	1'39.907	1'39.369	1'40.093	1'39.999	1'42.942		
4	1'39.380	1'39.199	1'40.087	1'40.572	1'39.276		
5	1'39.396	1'39.150	1'40.197	1'40.404	1'40.167		
6	1'39.064	1'39.395	1'40.203	1'41.197	1'39.153		
7	1'40.239	1'40.756	1'39.638	1'39.365	1'38.779		
8	1'41.858	1'41.886	1'39.949	1'39.796	1'40.789		
9	1'40.870	1'40.165	1'39.591	1'39.621	1'38.754		
10	1'39.815	1'40.484	1'39.239	1'41.980	1'39.771		
11	1'39.443	1'39.734	1'39.824	1'41.007	1'38.443		
12	1'40.588	1'40.371	1'40.167	1'40.882	1'38.799		
13	1'40.700	1'40.984	1'40.328	1'39.878	1'38.797		
14	1'39.905	1'39.652	1'39.867	1'39.831	1'38.821		
15	1'40.783	1'40.823	1'41.526	1'40.153	3'07.306		
16	1'41.648	1'41.731	1'41.632	1'39.775			
17	1'41.965	1'41.712	1'42.161	1'40.711			
18	1'41.423	1'41.485	1'41.112	1'41.586			
19	1'41.022	1'40.908	1'40.869	1'40.955			

12/11/2022

These data/results cannot be reproduced, stored and/or transmitted in whole or in part by any manner of electronic, mechanical, photocopying, recording, broadcasting or otherwise now known or herein after developed without the previous express consent by the copyright owner, except for reproduction in daily press and regular printed publications on sale to the public within 60 days of the event related to those data/results and always provided that copyright symbol appears together as follows below.

© DORNA WSBK ORGANIZATION Srl 2022



Pirelli Indonesian Round, 11-13 November 2022
Best Sectors & Speed Race 1

Pertamina Mandalika Circuit 4.301 m

RESULTS

1	66	N. TUULI	MV Agusta F3 800 RR	Laps 19
2	64	F. CARICASULO	Ducati Panigale V2	3.528
3	61	C. ONCU	Kawasaki ZX-6R	4.226
4	77	D. AEGERTER	Yamaha YZF R6	6.029
5	55	Y. MONTELLA	Kawasaki ZX-6R	6.037
6	11	N. BULEGA	Ducati Panigale V2	10.034
7	62	S. MANZI	Triumph Street Triple RS	20.344
8	16	J. CLUZEL	Yamaha YZF R6	21.051
9	3	R. DE ROSA	Ducati Panigale V2	21.664
10	99	A. HUERTAS	Kawasaki ZX-6R	24.751
11	69	T. BOOTH-AMOS	Kawasaki ZX-6R	29.205
12	94	A. VERDOIA	Yamaha YZF R6	31.177
13	56	P. SEBESTYEN	Yamaha YZF R6	32.438
14	32	D. BAYLISS	Ducati Panigale V2	36.214
15	24	L. TACCINI	Yamaha YZF R6	1'05.396
16	25	M. BRENNER	Yamaha YZF R6	1'05.489
17	50	D. VOSTATEK	Yamaha YZF R6	1'05.554
18	10	U. ORRADRE	Yamaha YZF R6	1'06.013
RET	91	L. BERNARDI	Ducati Panigale V2	4 Laps
RET	7	L. BALDASSARRI	Yamaha YZF R6	17 Laps
RET	9	S. JESPERSEN	Yamaha YZF R6	18 Laps
RET	28	G. VAN STRAALLEN	Yamaha YZF R6	
RET	38	H. SOOMER	Triumph Street Triple RS	

SPEED

1	62	S. MANZI	Triumph Street Triple RS	253,5
2	61	C. ONCU	Kawasaki ZX-6R	252,9
3	64	F. CARICASULO	Ducati Panigale V2	252,3
4	77	D. AEGERTER	Yamaha YZF R6	251,7
5	56	P. SEBESTYEN	Yamaha YZF R6	251,2
6	11	N. BULEGA	Ducati Panigale V2	250,6
7	7	L. BALDASSARRI	Yamaha YZF R6	250,6
8	9	S. JESPERSEN	Yamaha YZF R6	250,6
9	16	J. CLUZEL	Yamaha YZF R6	250,6
10	55	Y. MONTELLA	Kawasaki ZX-6R	250,0
11	94	A. VERDOIA	Yamaha YZF R6	249,4
12	99	A. HUERTAS	Kawasaki ZX-6R	249,4
13	3	R. DE ROSA	Ducati Panigale V2	248,8
14	24	L. TACCINI	Yamaha YZF R6	247,7
15	10	U. ORRADRE	Yamaha YZF R6	247,1
16	91	L. BERNARDI	Ducati Panigale V2	246,6
17	66	N. TUULI	MV Agusta F3 800 RR	246,6
18	50	D. VOSTATEK	Yamaha YZF R6	246,6
19	69	T. BOOTH-AMOS	Kawasaki ZX-6R	246,0
20	32	D. BAYLISS	Ducati Panigale V2	245,5
21	25	M. BRENNER	Yamaha YZF R6	244,9
22	38	H. SOOMER	Triumph Street Triple RS	215,1
23	28	G. VAN STRAALLEN	Yamaha YZF R6	214,3

SEG. 1

1	66	N. TUULI	27.434
2	64	F. CARICASULO	27.516
3	55	Y. MONTELLA	27.559
4	62	S. MANZI	27.563
5	61	C. ONCU	27.595
6	3	R. DE ROSA	27.646
7	11	N. BULEGA	27.657
8	16	J. CLUZEL	27.667
9	77	D. AEGERTER	27.678
10	56	P. SEBESTYEN	27.778
11	99	A. HUERTAS	27.806
12	69	T. BOOTH-AMOS	27.818
13	94	A. VERDOIA	27.825
14	7	L. BALDASSARRI	27.868
15	32	D. BAYLISS	27.885
16	9	S. JESPERSEN	27.975
17	91	L. BERNARDI	28.001
18	25	M. BRENNER	28.102
19	50	D. VOSTATEK	28.149
20	24	L. TACCINI	28.161
21	10	U. ORRADRE	28.188
22	28	G. VAN STRAALLEN	34.198

SEG. 2

1	61	C. ONCU	19.545
2	55	Y. MONTELLA	19.585
3	64	F. CARICASULO	19.615
4	69	T. BOOTH-AMOS	19.637
5	66	N. TUULI	19.648
6	77	D. AEGERTER	19.658
7	9	S. JESPERSEN	19.683
8	62	S. MANZI	19.687
9	3	R. DE ROSA	19.708
10	11	N. BULEGA	19.730
11	99	A. HUERTAS	19.791
12	32	D. BAYLISS	19.831
13	7	L. BALDASSARRI	19.877
14	56	P. SEBESTYEN	19.888
15	94	A. VERDOIA	19.900
16	16	J. CLUZEL	19.905
17	25	M. BRENNER	19.966
18	91	L. BERNARDI	20.047
19	24	L. TACCINI	20.071
20	50	D. VOSTATEK	20.261
21	10	U. ORRADRE	20.318
22	28	G. VAN STRAALLEN	20.497

SEG. 3

1	61	C. ONCU	19.569
2	62	S. MANZI	19.591
3	64	F. CARICASULO	19.699
4	66	N. TUULI	19.699
5	55	Y. MONTELLA	19.759
6	99	A. HUERTAS	19.759
7	77	D. AEGERTER	19.788
8	69	T. BOOTH-AMOS	19.801
9	11	N. BULEGA	19.814
10	94	A. VERDOIA	19.830
11	16	J. CLUZEL	19.838
12	3	R. DE ROSA	19.889
13	32	D. BAYLISS	19.920
14	56	P. SEBESTYEN	19.948
15	7	L. BALDASSARRI	20.004
16	91	L. BERNARDI	20.055
17	25	M. BRENNER	20.140
18	10	U. ORRADRE	20.145
19	50	D. VOSTATEK	20.221
20	24	L. TACCINI	20.307
21	9	S. JESPERSEN	21.472

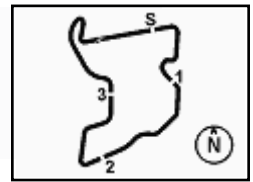
SEG. 4

1	66	N. TUULI	29.352
2	61	C. ONCU	29.382
3	64	F. CARICASULO	29.510
4	77	D. AEGERTER	29.520
5	11	N. BULEGA	29.586
6	55	Y. MONTELLA	29.621
7	3	R. DE ROSA	29.624
8	62	S. MANZI	29.669
9	16	J. CLUZEL	29.688
10	69	T. BOOTH-AMOS	29.736
11	99	A. HUERTAS	29.783
12	94	A. VERDOIA	29.851
13	32	D. BAYLISS	29.998
14	56	P. SEBESTYEN	30.030
15	91	L. BERNARDI	30.056
16	7	L. BALDASSARRI	30.106
17	24	L. TACCINI	30.243
18	9	S. JESPERSEN	30.395
19	50	D. VOSTATEK	30.428
20	10	U. ORRADRE	30.441
21	25	M. BRENNER	30.450

12/11/2022

These data/results cannot be reproduced, stored and/or transmitted in whole or in part by any manner of electronic, mechanical, photocopying, recording, broadcasting or otherwise now known or herein after developed without the previous express consent by the copyright owner, except for reproduction in daily press and regular printed publications on sale to the public within 60 days of the event related to those data/results and always provided that copyright symbol appears together as follows below.

© DORNA WSBK ORGANIZATION Sri 2022



Pirelli Indonesian Round, 11-13 November 2022
Chronological Analysis Race 1

Pertamina Mandalika Circuit 4.301 m

Start at 12:00'48.411

1 / 4

1° 66 N. TUULI [1'36.314]							
Lap	Seg1	Seg2	Seg3	Seg4	Lap Time	km/h	Local Time
1		20.595	19.897	29.797	1'41.813	200,4	12:02'30.224
2	27.692	20.049	19.754	29.629	1'37.124	240,0	12:04'07.348
3	27.692	19.950	19.889	29.520	1'37.051	244,3	12:05'44.399
4	27.862	19.822	19.884	29.539	1'37.107	246,6	12:07'21.506
5	27.704	19.915	19.822	29.425	1'36.866	242,7	12:08'58.372
6	27.572	19.810	19.790	29.436	1'36.608	242,2	12:10'34.980
7	27.438	19.713	19.811	29.352	1'36.314	244,3	12:12'11.294
8	27.755	19.754	19.796	29.402	1'36.707	242,7	12:13'48.001
9	27.570	19.759	19.699	29.576	1'36.604	244,3	12:15'24.605
10	27.434	19.648	19.793	29.447	1'36.322	243,8	12:17'00.927
11	27.682	20.155	19.860	29.705	1'37.402	243,2	12:18'38.329
12	28.311	20.113	19.787	29.684	1'37.895	244,3	12:20'16.224
13	27.888	19.862	19.887	29.646	1'37.283	244,3	12:21'53.507
14	27.649	19.831	19.770	29.712	1'36.962	244,3	12:23'30.469
15	27.704	19.863	19.865	29.555	1'36.987	243,8	12:25'07.456
16	27.638	19.920	19.882	29.556	1'36.996	242,7	12:26'44.452
17	27.683	19.931	19.931	29.642	1'37.187	242,7	12:28'21.639
18	27.815	19.972	19.935	29.713	1'37.435	243,8	12:29'59.074
19	27.975	20.045	19.932	30.610	1'38.562	242,7	12:31'37.636
Race Time 30'49.225							

2° 64 F. CARICASULO [1'36.465]							
Lap	Seg1	Seg2	Seg3	Seg4	Lap Time	km/h	Local Time
1		20.508	19.978	30.022	1'41.916	208,5	12:02'30.327
2	27.851	20.026	20.091	29.691	1'37.659	246,0	12:04'07.986
3	27.729	19.615	19.834	29.537	1'36.715	252,3	12:05'44.701
4	27.761	19.812	19.956	29.607	1'37.136	250,6	12:07'21.837
5	27.795	19.923	19.792	29.603	1'37.113	251,2	12:08'58.950
6	27.634	19.771	19.707	29.930	1'37.042	251,2	12:10'35.992
7	27.551	19.705	19.699	29.510	1'36.465	248,3	12:12'12.457
8	27.548	19.656	19.713	29.926	1'36.843	249,4	12:13'49.300
9	27.657	20.062	19.720	29.656	1'37.095	249,4	12:15'26.395
10	27.516	19.917	19.764	29.613	1'36.810	248,3	12:17'03.205
11	27.673	19.782	19.886	29.730	1'37.071	247,7	12:18'40.276
12	27.856	20.130	19.999	29.670	1'37.655	248,3	12:20'17.931
13	27.760	19.895	19.930	29.712	1'37.297	247,1	12:21'55.228
14	27.734	20.202	20.025	29.684	1'37.645	247,7	12:23'32.873
15	27.785	19.859	19.946	29.770	1'37.360	247,1	12:25'10.233
16	27.638	19.876	19.891	29.772	1'37.177	248,8	12:26'47.410
17	27.881	20.171	20.273	29.656	1'37.981	248,8	12:28'25.391
18	27.744	19.875	20.199	29.849	1'37.667	247,1	12:30'03.058
19	27.844	20.139	19.989	30.134	1'38.106	247,7	12:31'41.164
Race Time 30'52.753							

3° 61 C. ONCU [1'36.303]							
Lap	Seg1	Seg2	Seg3	Seg4	Lap Time	km/h	Local Time
1		20.286	19.954	29.897	1'42.360	201,5	12:02'30.771
2	27.646	19.806	20.013	29.520	1'36.985	252,9	12:04'07.756
3	27.668	19.545	19.650	29.663	1'36.526	246,0	12:05'44.282
4	27.825	19.976	19.955	29.640	1'37.396	243,2	12:07'21.678
5	27.780	19.897	19.759	29.546	1'36.982	247,7	12:08'58.660
6	27.667	19.680	19.746	29.454	1'36.547	247,1	12:10'35.207
7	27.692	19.801	19.569	29.382	1'36.444	246,6	12:12'11.651
8	27.672	19.643	19.750	29.400	1'36.465	246,6	12:13'48.116
9	27.792	19.773	19.586	29.644	1'36.795	245,5	12:15'24.911
10	27.595	19.654	19.584	29.470	1'36.303	246,0	12:17'01.214
11	27.688	20.177	19.704	29.729	1'37.298	245,5	12:18'38.512
12	27.845	19.826	19.601	29.651	1'36.923	248,3	12:20'15.435
13	27.942	19.926	19.777	29.682	1'37.327	241,6	12:21'52.762
14	27.798	21.515	19.966	29.688	1'38.967	242,7	12:23'31.729
15	27.966	19.976	19.728	29.701	1'37.371	243,2	12:25'09.100
16	27.868	19.950	19.795	29.739	1'37.352	242,7	12:26'46.452
17	27.995	21.083	20.283	30.012	1'39.373	244,3	12:28'25.825

18	27.865	20.029	19.871	29.771	1'37.536	243,2	12:30'03.361
19	28.076	20.152	20.039	30.234	1'38.501	244,9	12:31'41.862
Race Time 30'53.451							

4° 77 D. AEGERTER [1'36.929]							
Lap	Seg1	Seg2	Seg3	Seg4	Lap Time	km/h	Local Time
1		20.331	20.524	30.015	1'42.834	204,5	12:02'31.245
2	28.069	19.794	20.038	29.831	1'37.732	246,0	12:04'08.977
3	27.988	19.848	20.185	29.780	1'37.801	247,7	12:05'46.778
4	27.977	19.658	19.863	29.520	1'37.018	247,1	12:07'23.796
5	27.767	19.667	19.871	29.624	1'36.929	247,1	12:09'00.725
6	27.725	19.807	19.892	29.872	1'37.296	248,3	12:10'38.021
7	27.695	19.725	19.934	29.694	1'37.048	249,4	12:12'15.069
8	27.877	19.760	20.018	29.885	1'37.540	249,4	12:13'52.609
9	27.953	19.855	19.952	30.020	1'37.780	250,0	12:15'30.389
10	28.658	19.855	19.938	29.643	1'38.094	246,6	12:17'08.483
11	27.689	19.767	19.918	29.595	1'36.969	246,0	12:18'45.452
12	27.705	19.868	19.845	29.707	1'37.125	246,0	12:20'22.577
13	27.698	19.747	19.925	29.698	1'37.068	246,0	12:21'59.645
14	27.783	19.731	19.952	29.796	1'37.262	247,1	12:23'36.907
15	27.856	19.886	19.828	30.004	1'37.574	251,7	12:25'14.481
16	27.889	19.799	19.788	29.803	1'37.279	250,0	12:26'51.760
17	27.748	19.664	19.887	29.666	1'36.965	246,0	12:28'28.725
18	27.678	19.777	19.904	29.645	1'37.004	247,1	12:30'05.729
19	27.780	19.748	19.960	30.448	1'37.936	248,3	12:31'43.665
Race Time 30'55.254							

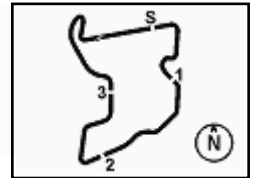
5° 55 Y. MONTELLA [1'36.805]							
Lap	Seg1	Seg2	Seg3	Seg4	Lap Time	km/h	Local Time
1		20.381	19.856	29.968	1'43.053	206,1	12:02'31.464
2	27.960	19.836	19.992	29.923	1'37.711	247,1	12:04'09.175
3	28.071	19.680	19.770	29.747	1'37.268	250,0	12:05'46.443
4	27.840	19.585	19.759	29.621	1'36.805	247,7	12:07'23.248
5	27.713	19.694	19.808	29.821	1'37.036	248,3	12:09'00.284
6	27.796	19.726	19.871	29.727	1'37.120	246,6	12:10'37.404
7	27.559	19.716	19.877	29.853	1'37.005	246,0	12:12'14.409
8	27.788	19.961	19.897	29.867	1'37.513	245,5	12:13'51.922
9	27.682	19.757	19.881	29.806	1'37.126	244,3	12:15'29.048
10	27.727	19.876	19.916	29.718	1'37.237	244,3	12:17'06.285
11	27.762	20.037	19.947	29.665	1'37.411	245,5	12:18'43.696
12	27.684	19.952	19.923	29.830	1'37.389	244,9	12:20'21.085
13	27.827	19.764	19.872	29.849	1'37.312	244,9	12:21'58.397
14	27.836	20.017	19.874	29.752	1'37.479	245,5	12:23'35.876
15	27.847	19.950	19.837	29.824	1'37.458	245,5	12:25'13.334
16	27.887	19.815	19.948	29.869	1'37.519	244,9	12:26'50.853
17	27.704	19.963	19.866	29.834	1'37.367	244,9	12:28'28.220
18	27.742	19.789	19.883	29.837	1'37.251	246,0	12:30'05.471
19	27.791	19.841	20.077	30.493	1'38.202	246,0	12:31'43.673
Race Time 30'55.262							

6° 11 N. BULEGA [1'36.960]							
Lap	Seg1	Seg2	Seg3	Seg4	Lap Time	km/h	Local Time
1		20.194	20.036	29.909	1'42.249	209,7	12:02'30.660
2	28.338	19.817	20.026	29.815	1'37.996	250,6	12:04'08.656
3	27.844	19.887	19.861	29.586	1'37.178	247,7	12:05'45.834
4	27.742	19.787	19.814	29.617	1'36.960	247,1	12:07'22.794
5	27.672	19.743	19.874	30.035	1'37.324	247,7	12:09'00.118
6	27.795	19.773	19.955	30.119	1'37.642	250,0	12:10'37.760
7	27.657	19.730	19.945	29.691	1'37.023	248,8	12:12'14.783
8	27.812	19.874	20.071	29.789	1'37.546	248,3	12:13'52.329
9	27.889	19.937	19.977	30.404	1'38.207	250,6	12:15'30.536
10	27.701	19.838	19.819	29.625	1'36.983	250,6	12:17'07.519
11	27.695	19.835	19.839	29.780	1'37.149	247,1	12:18'44.668
12	27.672	19.760	19.867	29.718	1'37.017	247,1	12:20'21.685
13	27.756	19.815	19.905	29.882	1'37.358	247,1	12:21'59.043
14	27.805	19.734	20.387	29.763	1'37.689	247,7	12:23'36.732

12/11/2022 P = Pits In/Out - C = Lap Time Cancelled

These data/results cannot be reproduced, stored and/or transmitted in whole or in part by any manner of electronic, mechanical, photocopying, recording, broadcasting or otherwise now known or herein after developed without the previous express consent by the copyright owner, except for reproduction in daily press and regular printed publications on sale to the public within 60 days of the event related to those data/results and always provided that copyright symbol appears together as follows below.

© DORNA WSBK ORGANIZATION Srl 2022



Pirelli Indonesian Round, 11-13 November 2022
Chronological Analysis Race 1

Pertamina Mandalika Circuit 4.301 m

Start at 12:00'48.411

2 / 4

15	27.682	19.954	19.948	29.888	1'37.472	247,7	12:25'14.204	12	27.992	20.080	20.001	29.959	1'38.032	246,0	12:20'29.418
16	27.734	19.783	19.952	30.815	1'38.284	247,1	12:26'52.488	13	28.071	20.232	20.024	29.973	1'38.300	246,6	12:22'07.718
17	27.864	19.735	20.058	29.941	1'37.598	247,7	12:28'30.086	14	27.976	20.007	20.052	30.596	1'38.631	243,2	12:23'46.349
18	27.920	20.049	20.291	30.210	1'38.470	246,6	12:30'08.556	15	28.069	20.137	20.125	30.025	1'38.356	244,9	12:25'24.705
19	28.153	20.277	20.288	30.396	1'39.114	245,5	12:31'47.670	16	28.178	20.193	20.512	30.225	1'39.108	244,9	12:27'03.813

Race Time 30'59.259

7° 62 S. MANZI [1'36.777]

Lap	Seg.1	Seg.2	Seg.3	Seg.4	Lap Time	km/h	Local Time
1		20.204	20.342	30.196	1'44.034	214,3	12:02'32.445
2	27.569	19.687	19.773	29.817	1'36.846	248,3	12:04'09.291
3	27.801	19.716	19.591	29.669	1'36.777	253,5	12:05'46.068
4	27.692	19.864	19.704	29.686	1'36.946	248,8	12:07'23.014
5	27.594	19.778	19.737	29.769	1'36.878	248,8	12:08'59.892
6	27.667	19.949	19.760	29.759	1'37.135	246,6	12:10'37.027
7	27.563	20.036	19.804	29.728	1'37.131	246,6	12:12'14.158
8	27.894	20.140	20.044	29.871	1'37.949	246,6	12:13'52.107
9	27.856	20.049	19.961	29.940	1'37.806	243,8	12:15'29.913
10	31.214	20.301	20.050	32.475	1'44.040	247,1	12:17'13.953
11	28.063	20.064	19.852	29.991	1'37.970	245,5	12:18'51.923
12	27.858	20.214	19.896	29.972	1'37.940	247,7	12:20'29.863
13	27.880	20.167	20.087	30.016	1'38.150	245,5	12:22'08.013
14	27.946	20.117	19.943	30.162	1'38.168	247,7	12:23'46.181
15	27.839	20.210	20.083	30.140	1'38.272	245,5	12:25'24.453
16	27.850	20.378	20.021	30.041	1'38.290	244,3	12:27'02.743
17	27.816	20.298	19.907	30.114	1'38.135	245,5	12:28'40.878
18	27.870	20.228	20.025	30.379	1'38.502	244,9	12:30'19.380
19	28.174	20.267	20.068	30.091	1'38.600	245,5	12:31'57.980

Race Time 31'09.569

8° 16 J. CLUZEL [1'37.373]

Lap	Seg.1	Seg.2	Seg.3	Seg.4	Lap Time	km/h	Local Time
1		20.396	20.053	30.046	1'43.452	210,5	12:02'31.863
2	27.805	19.976	20.296	30.061	1'38.138	248,3	12:04'10.001
3	27.975	19.905	19.928	29.741	1'37.549	246,0	12:05'47.550
4	27.800	19.974	19.838	29.888	1'37.500	245,5	12:07'25.050
5	27.725	20.088	19.878	29.752	1'37.443	245,5	12:09'02.493
6	27.667	19.963	20.055	29.688	1'37.373	245,5	12:10'39.866
7	27.834	20.242	20.163	30.318	1'38.557	244,9	12:12'18.423
8	28.019	20.230	20.153	30.070	1'38.472	248,8	12:13'56.895
9	28.199	20.163	20.055	29.947	1'38.364	250,6	12:15'35.259
10	27.853	20.079	20.014	30.014	1'37.960	248,3	12:17'13.219
11	28.010	20.151	20.230	29.951	1'38.342	250,0	12:18'51.561
12	27.970	20.106	20.035	30.285	1'38.396	249,4	12:20'29.957
13	27.960	20.156	20.071	29.998	1'38.185	248,3	12:22'08.142
14	28.054	20.026	20.016	30.293	1'38.389	249,4	12:23'46.531
15	28.029	20.228	20.086	30.023	1'38.366	246,6	12:25'24.897
16	28.101	20.042	20.323	30.191	1'38.657	248,8	12:27'03.554
17	28.099	20.169	19.962	29.991	1'38.221	244,9	12:28'41.775
18	27.996	20.298	20.032	29.955	1'38.281	244,3	12:30'20.056
19	28.077	20.429	20.016	30.109	1'38.631	244,9	12:31'58.687

Race Time 31'10.276

9° 3 R. DE ROSA [1'37.297]

Lap	Seg.1	Seg.2	Seg.3	Seg.4	Lap Time	km/h	Local Time
1		21.197	20.679	30.050	1'44.648	208,5	12:02'33.059
2	28.002	19.838	19.889	29.737	1'37.466	248,8	12:04'10.525
3	27.999	19.824	19.944	29.624	1'37.391	248,3	12:05'47.916
4	27.921	19.803	20.039	29.692	1'37.455	247,1	12:07'25.371
5	27.806	19.879	19.968	29.854	1'37.507	247,1	12:09'02.878
6	27.646	19.708	20.199	29.744	1'37.297	248,8	12:10'40.175
7	27.775	19.898	20.128	30.281	1'38.082	246,6	12:12'18.257
8	28.035	20.210	20.136	30.115	1'38.496	247,1	12:13'56.753
9	27.954	20.239	20.084	30.017	1'38.294	246,0	12:15'35.047
10	27.875	20.109	20.001	30.018	1'38.003	246,6	12:17'13.050
11	28.080	20.120	20.077	30.059	1'38.336	246,6	12:18'51.386

12/11/2022 P = Pits In/Out - C = Lap Time Cancelled

These data/results cannot be reproduced, stored and/or transmitted in whole or in part by any manner of electronic, mechanical, photocopying, recording, broadcasting or otherwise now known or herein after developed without the previous express consent by the copyright owner, except for reproduction in daily press and regular printed publications on sale to the public within 60 days of the event related to those data/results and always provided that copyright symbol appears together as follows below.

© DORNA WSBK ORGANIZATION Srl 2022

10° 99 A. HUERTAS [1'37.494]

Lap	Seg.1	Seg.2	Seg.3	Seg.4	Lap Time	km/h	Local Time
1		20.283	21.533	30.293	1'45.644	212,6	12:02'34.055
2	27.980	19.791	20.998	29.949	1'38.718	248,8	12:04'12.773
3	27.970	20.137	19.786	30.121	1'38.014	247,7	12:05'50.787
4	27.976	20.018	19.939	29.788	1'37.721	244,9	12:07'28.508
5	28.107	19.913	19.863	29.783	1'37.666	245,5	12:09'06.174
6	27.912	19.801	19.899	30.196	1'37.808	247,7	12:10'43.982
7	27.919	19.952	20.163	30.090	1'38.124	244,3	12:12'22.106
8	27.966	19.952	19.932	30.065	1'37.915	246,6	12:14'00.021
9	27.935	20.092	19.946	30.197	1'38.170	249,4	12:15'38.191
10	27.806	19.945	19.759	29.984	1'37.494	242,7	12:17'15.685
11	28.557	20.008	19.791	30.099	1'38.455	244,9	12:18'54.140
12	28.008	20.083	19.883	30.046	1'38.020	243,8	12:20'32.160
13	27.984	20.029	19.878	30.160	1'38.051	244,9	12:22'10.211
14	28.008	20.012	19.949	30.131	1'38.100	243,8	12:23'48.311
15	27.963	19.992	19.966	29.950	1'37.871	244,9	12:25'26.182
16	27.994	20.035	20.033	30.541	1'38.603	244,9	12:27'04.785
17	28.231	20.077	20.104	30.284	1'38.696	244,3	12:28'43.481
18	28.107	20.375	19.988	30.457	1'38.927	244,9	12:30'22.408
19	28.259	20.385	20.383	30.952	1'39.979	244,9	12:32'02.387

Race Time 31'13.976

11° 69 T. BOOTH-AMOS [1'37.273]

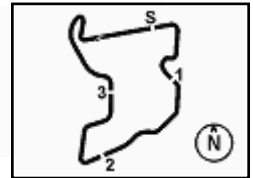
Lap	Seg.1	Seg.2	Seg.3	Seg.4	Lap Time	km/h	Local Time
1		20.384	21.455	31.633	1'46.558	210,1	12:02'34.969
2	28.306	19.938	20.312	30.239	1'38.795	243,8	12:04'13.764
3	28.031	19.796	19.885	29.957	1'37.669	242,2	12:05'51.433
4	27.934	19.637	19.928	29.774	1'37.273	242,7	12:07'28.706
5	28.234	19.871	19.801	29.736	1'37.642	245,5	12:09'06.348
6	27.866	19.888	20.351	29.878	1'37.983	245,5	12:10'44.331
7	27.962	19.829	20.004	30.437	1'38.232	243,8	12:12'22.563
8	27.859	19.856	20.058	30.091	1'37.864	244,9	12:14'00.427
9	28.021	20.075	19.981	31.940	1'40.017	246,0	12:15'40.444
10	28.147	20.147	20.095	30.155	1'38.544	243,8	12:17'18.988
11	27.852	20.179	20.213	30.280	1'38.524	244,9	12:18'57.512
12	28.070	19.922	20.154	30.055	1'38.201	244,3	12:20'35.713
13	28.044	20.280	20.268	30.352	1'38.944	244,3	12:22'14.657
14	28.170	20.338	20.136	30.697	1'39.341	244,3	12:23'53.998
15	28.605	20.538	20.048	30.186	1'39.377	242,7	12:25'33.375
16	27.991	20.149	20.096	30.284	1'38.520	242,2	12:27'11.895
17	27.894	20.028	20.121	30.198	1'38.241	241,6	12:28'50.136
18	28.287	20.192	19.844	30.084	1'38.407	242,2	12:30'28.543
19	27.818	20.096	20.000	30.384	1'38.298	241,1	12:32'06.841

Race Time 31'18.430

12° 94 A. VERDOIA [1'37.634]

Lap	Seg.1	Seg.2	Seg.3	Seg.4	Lap Time	km/h	Local Time
1		20.494	20.712	30.228	1'45.513	215,1	12:02'33.924
2	27.971	19.900	20.681	30.108	1'38.660	246,6	12:04'12.584
3	28.068	20.385	20.015	30.553	1'39.021	246,0	12:05'51.605
4	28.260	20.079	19.963	29.961	1'38.263	244,3	12:07'29.868
5	27.837	19.933	20.084	29.895	1'37.749	246,0	12:09'07.617
6	27.854	20.099	19.830	29.851	1'37.634	244,9	12:10'45.251
7	27.825	19.902	20.294	30.011	1'38.032	244,9	12:12'23.283
8	28.181	20.088	20.093	29.903	1'38.265	246,0	12:14'01.548





Pirelli Indonesian Round, 11-13 November 2022
Chronological Analysis Race 1

Pertamina Mandalika Circuit 4.301 m

Start at 12:00'48.411

3 / 4

9	28.001	19.965	20.484	30.622	1'39.072	246,6	12:15'40.620	6	28.248	20.266	20.307	30.243	1'39.064	244,9	12:10'52.773
10	28.278	20.070	20.210	30.185	1'38.743	249,4	12:17'19.363	7	28.181	20.540	20.572	30.946	1'40.239	244,3	12:12'33.012
11	28.071	20.035	20.080	30.185	1'38.371	247,1	12:18'57.734	8	28.941	20.866	21.187	30.864	1'41.858	242,2	12:14'14.870
12	28.290	20.032	20.147	30.247	1'38.716	248,8	12:20'36.450	9	28.713	20.826	20.688	30.643	1'40.870	243,8	12:15'55.740
13	28.142	20.154	20.227	30.286	1'38.809	247,7	12:22'15.259	10	28.403	20.249	20.380	30.783	1'39.815	247,1	12:17'35.555
14	28.229	20.015	20.183	30.376	1'38.803	249,4	12:23'54.062	11	28.328	20.351	20.470	30.294	1'39.443	244,3	12:19'14.998
15	28.306	20.262	20.058	30.143	1'38.769	244,9	12:25'32.831	12	28.161	20.691	20.744	30.992	1'40.588	244,3	12:20'55.586
16	27.996	20.298	20.221	30.211	1'38.726	243,8	12:27'11.557	13	28.811	20.970	20.544	30.375	1'40.700	243,8	12:22'36.286
17	27.943	20.185	20.021	30.125	1'38.274	243,2	12:28'49.831	14	28.614	20.354	20.455	30.482	1'39.905	247,7	12:24'16.191
18	28.749	20.356	20.163	30.512	1'39.780	243,2	12:30'29.611	15	28.431	20.649	20.499	31.204	1'40.783	246,0	12:25'56.974
19	28.201	20.347	20.246	30.408	1'39.202	244,9	12:32'08.813	16	28.693	20.623	21.050	31.282	1'41.648	242,7	12:27'38.622

Race Time 31'20.402

Race Time 31'54.621

13° 56 P. SEBASTYEN [1'37.884]

Lap	Seg1	Seg2	Seg3	Seg4	Lap Time	km/h	Local Time
1		20.383	20.572	30.226	1'44.930	216,9	12:02'33.341
2	28.013	20.005	19.948	30.248	1'38.214	251,2	12:04'11.555
3	28.048	19.888	19.983	30.099	1'38.018	250,6	12:05'49.573
4	27.860	20.045	19.948	30.031	1'37.884	246,6	12:07'27.457
5	27.857	20.162	19.969	30.030	1'38.018	246,0	12:09'05.475
6	27.824	20.151	19.948	30.278	1'38.201	246,0	12:10'43.676
7	27.778	20.052	20.062	30.174	1'38.066	245,5	12:12'21.742
8	27.870	20.061	19.997	30.252	1'38.180	245,5	12:13'59.922
9	27.859	20.135	20.045	31.920	1'39.959	247,1	12:15'39.881
10	28.109	20.185	20.179	30.318	1'38.791	246,6	12:17'18.672
11	28.005	20.199	20.110	30.380	1'38.694	247,7	12:18'57.366
12	27.930	20.162	20.434	30.353	1'38.879	247,7	12:20'36.245
13	27.937	20.271	20.213	30.427	1'38.848	248,8	12:22'15.093
14	28.081	20.285	20.419	30.428	1'39.213	248,8	12:23'54.306
15	28.530	20.530	20.180	30.267	1'39.507	249,4	12:25'33.813
16	27.986	20.217	20.183	30.370	1'38.756	248,3	12:27'12.569
17	27.979	20.297	20.168	30.424	1'38.868	247,1	12:28'51.437
18	28.360	20.304	20.206	30.514	1'39.384	247,1	12:30'30.821
19	27.965	20.472	20.318	30.498	1'39.253	247,1	12:32'10.074

Race Time 31'21.663

14° 32 O. BAYLISS [1'37.878]

Lap	Seg1	Seg2	Seg3	Seg4	Lap Time	km/h	Local Time
1		20.518	20.344	30.120	1'44.369	216,9	12:02'32.780
2	27.997	20.164	20.121	30.163	1'38.445	244,9	12:04'11.225
3	28.243	19.997	20.158	30.196	1'38.594	245,5	12:05'49.819
4	28.046	19.895	19.997	30.101	1'38.039	245,5	12:07'27.858
5	28.132	20.025	19.920	29.998	1'38.075	244,9	12:09'05.933
6	27.885	19.831	20.013	30.149	1'37.878	244,9	12:10'43.811
7	27.933	19.935	20.066	30.174	1'38.108	244,3	12:12'21.919
8	27.976	19.914	19.998	30.493	1'38.381	243,8	12:14'00.300
9	28.057	20.176	20.305	30.759	1'39.297	244,9	12:15'39.597
10	28.158	20.045	20.002	30.476	1'38.681	242,7	12:17'18.278
11	28.207	20.020	20.019	30.197	1'38.443	243,8	12:18'56.721
12	28.187	20.159	20.049	30.395	1'38.790	240,5	12:20'35.511
13	28.111	20.345	20.183	30.302	1'38.941	242,7	12:22'14.452
14	28.220	20.282	20.214	30.757	1'39.473	242,2	12:23'53.925
15	28.552	21.197	20.367	30.423	1'40.539	240,5	12:25'34.464
16	28.478	20.249	20.218	30.622	1'39.567	243,2	12:27'14.031
17	28.275	20.175	20.399	30.643	1'39.492	243,8	12:28'53.523
18	28.472	20.232	20.344	30.702	1'39.750	241,6	12:30'33.273
19	28.425	20.366	20.631	31.155	1'40.577	242,7	12:32'13.850

Race Time 31'25.439

15° 24 L. TACCINI [1'39.064]

Lap	Seg1	Seg2	Seg3	Seg4	Lap Time	km/h	Local Time
1		20.478	21.549	30.411	1'47.110	220,0	12:02'35.521
2	28.186	20.071	20.672	30.576	1'39.505	246,0	12:04'15.026
3	28.599	20.478	20.453	30.377	1'39.907	245,5	12:05'54.933
4	28.545	20.116	20.333	30.386	1'39.380	245,5	12:07'34.313
5	28.340	20.238	20.368	30.450	1'39.396	245,5	12:09'13.709

Race Time 31'25.439

16° 25 M. BRENNER [1'39.150]

Lap	Seg1	Seg2	Seg3	Seg4	Lap Time	km/h	Local Time
1		20.670	20.844	30.655	1'47.031	218,2	12:02'35.442
2	28.474	19.966	20.690	30.749	1'39.879	243,8	12:04'15.321
3	28.420	20.242	20.224	30.483	1'39.369	242,7	12:05'54.690
4	28.239	20.093	20.382	30.485	1'39.199	240,0	12:07'33.889
5	28.290	20.154	20.140	30.566	1'39.150	241,1	12:09'13.039
6	28.102	20.545	20.298	30.450	1'39.395	240,5	12:10'52.434
7	28.252	20.540	20.300	31.664	1'40.756	240,0	12:12'33.190
8	28.881	20.836	21.159	31.010	1'41.886	243,8	12:14'15.076
9	28.660	20.590	20.337	30.578	1'40.165	242,2	12:15'55.241
10	28.215	20.486	20.363	31.420	1'40.484	237,9	12:17'35.725
11	28.459	20.165	20.498	30.612	1'39.734	242,2	12:19'15.459
12	28.436	20.294	20.437	31.204	1'40.371	243,2	12:20'55.830
13	28.709	21.026	20.515	30.734	1'40.984	241,1	12:22'36.814
14	28.436	20.198	20.413	30.605	1'39.652	239,5	12:24'16.466
15	28.471	20.623	20.477	31.252	1'40.823	240,0	12:25'57.289
16	28.509	20.487	21.066	31.669	1'41.731	242,2	12:27'39.020
17	28.707	20.664	20.967	31.374	1'41.712	237,4	12:29'20.732
18	28.959	20.457	21.137	30.932	1'41.485	244,9	12:31'02.217
19	28.803	20.558	20.386	31.161	1'40.908	244,9	12:32'43.125

Race Time 31'54.714

17° 50 O. VOSTATEK [1'39.239]

Lap	Seg1	Seg2	Seg3	Seg4	Lap Time	km/h	Local Time
1		21.262	20.873	30.687	1'47.863	216,9	12:02'36.274
2	28.591	20.362	20.719	30.761	1'40.433	246,0	12:04'16.707
3	28.663	20.261	20.590	30.579	1'40.093	242,2	12:05'56.800
4	28.473	20.489	20.487	30.638	1'40.087	241,6	12:07'36.887
5	28.549	20.433	20.502	30.713	1'40.197	243,2	12:09'17.084
6	28.430	20.703	20.491	30.579	1'40.203	243,2	12:10'57.287
7	28.326	20.492	20.392	30.428	1'39.638	243,2	12:12'36.925
8	28.410	20.536	20.473	30.530	1'39.949	240,0	12:14'16.874
9	28.185	20.376	20.315	30.715	1'39.591	243,8	12:15'56.465
10	28.149	20.376	20.221	30.493	1'39.239	242,7	12:17'35.704
11	28.597	20.383	20.331	30.513	1'39.824	237,4	12:19'15.528
12	28.480	20.325	20.485	30.877	1'40.167	243,8	12:20'55.695
13	28.661	20.778	20.399	30.490	1'40.328	243,2	12:22'36.023
14	28.481	20.450	20.444	30.492	1'39.867	240,0	12:24'15.890
15	28.432	20.754	20.402	31.938	1'41.526	237,9	12:25'57.416
16	28.570	20.566	21.040	31.456	1'41.632	241,1	12:27'39.048
17	28.892	20.613	20.994	31.662	1'42.161	236,3	12:29'21.209
18	28.768	20.450	20.913	30.981	1'41.112	246,6	12:31'02.321
19	28.860	20.599	20.523	30.887	1'40.869	245,5	12:32'43.190

Race Time 31'54.779

18° 10 U. ORRADRE [1'39.365]

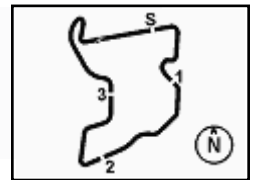
Lap	Seg1	Seg2	Seg3	Seg4	Lap Time	km/h	Local Time
1		21.217	20.864	30.781	1'47.785	216,9	12:02'36.196
2	28.542	20.318	20.335	30.546	1'39.741	246,0	12:04'15.937

12/11/2022 P = Pits In/Out - C = Lap Time Cancelled

These data/results cannot be reproduced, stored and/or transmitted in whole or in part by any manner of electronic, mechanical, photocopying, recording, broadcasting or otherwise now known or herein after developed without the previous express consent by the copyright owner, except for reproduction in daily press and regular printed publications on sale to the public within 60 days of the event related to those data/results and always provided that copyright symbol appears together as follows below.

© DORNA WSBK ORGANIZATION Srl 2022





Pirelli Indonesian Round, 11-13 November 2022
Chronological Analysis Race 1

Start at 12:00'48.411

3	28.689	20.520	20.349	30.441	1'39.999	246,6	12:05'55.936
4	28.270	20.430	21.025	30.847	1'40.572	244,3	12:07'36.508
5	28.542	20.678	20.386	30.798	1'40.404	243,8	12:09'16.912
6	29.366	20.765	20.580	30.486	1'41.197	243,8	12:10'58.109
7	28.347	20.351	20.216	30.451	1'39.365	242,2	12:12'37.474
8	28.440	20.441	20.351	30.564	1'39.796	245,5	12:14'17.270
9	28.359	20.470	20.303	30.489	1'39.621	247,1	12:15'56.891
10	28.188	20.331	20.145	33.316	1'41.980	246,6	12:17'38.871
11	29.314	20.564	20.362	30.767	1'41.007	244,9	12:19'19.878
12	28.613	20.512	20.292	31.465	1'40.882	243,8	12:21'00.760
13	28.354	20.713	20.263	30.548	1'39.878	243,2	12:22'40.638
14	28.300	20.518	20.373	30.640	1'39.831	244,3	12:24'20.469
15	28.549	20.559	20.366	30.679	1'40.153	243,8	12:26'00.622
16	28.309	20.560	20.343	30.563	1'39.775	243,8	12:27'40.397
17	28.344	20.383	20.635	31.349	1'40.711	244,3	12:29'21.108
18	28.743	20.559	21.062	31.222	1'41.586	246,0	12:31'02.694
19	28.657	20.839	20.403	31.056	1'40.955	246,6	12:32'43.649

Race Time 31'55.238

RET 91 L. BERNARDI [1'38.443]

Lap	Seg.1	Seg.2	Seg.3	Seg.4	Lap Time	km/h	Local Time
1		20.632	21.120	30.702	1'46.311	217,3	12:02'34.722
2	28.353	20.062	21.180	31.159	1'40.754	246,6	12:04'15.476
3	31.633	20.617	20.290	30.402	1'42.942	244,3	12:05'58.418
4	28.269	20.099	20.324	30.584	1'39.276	243,2	12:07'37.694
5	28.142	21.601	20.368	30.056	1'40.167	245,5	12:09'17.861
6	28.362	20.340	20.209	30.242	1'39.153	243,8	12:10'57.014
7	28.046	20.186	20.190	30.357	1'38.779	243,2	12:12'35.793
8	29.649	20.608	20.304	30.228	1'40.789	243,8	12:14'16.582
9	28.099	20.221	20.175	30.259	1'38.754	244,3	12:15'55.336
10	28.211	20.551	20.262	30.747	1'39.771	244,3	12:17'35.107
11	28.079	20.047	20.160	30.157	1'38.443	242,7	12:19'13.550
12	28.054	20.331	20.055	30.359	1'38.799	243,2	12:20'52.349
13	28.001	20.338	20.243	30.215	1'38.797	243,2	12:22'31.146
14	28.079	20.338	20.227	30.177	1'38.821	243,8	12:24'09.967
15	28.636	20.354	20.206	1'58.110	3'07.306P	243,2	12:27'17.273

Race Time 26'28.862

RET 7 L. BALDASSARRI [1'37.855]

Lap	Seg.1	Seg.2	Seg.3	Seg.4	Lap Time	km/h	Local Time
1		20.411	20.281	30.222	1'43.275	213,0	12:02'31.686
2	27.868	19.877	20.004	30.106	1'37.855	250,6	12:04'09.541

Race Time 3'21.130

RET 9 S. JESPERSEN

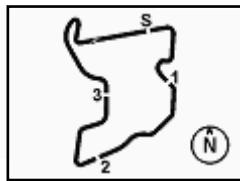
Lap	Seg.1	Seg.2	Seg.3	Seg.4	Lap Time	km/h	Local Time
1		20.307	21.472	30.395	1'45.814	215,6	12:02'34.225

Race Time 1'45.814

12/11/2022 P = Pits In/Out - C = Lap Time Cancelled

These data/results cannot be reproduced, stored and/or transmitted in whole or in part by any manner of electronic, mechanical, photocopying, recording, broadcasting or otherwise now known or herein after developed without the previous express consent by the copyright owner, except for reproduction in daily press and regular printed publications on sale to the public within 60 days of the event related to those data/results and always provided that copyright symbol appears together as follows below.

© DORNA WSBK ORGANIZATION Srl 2022

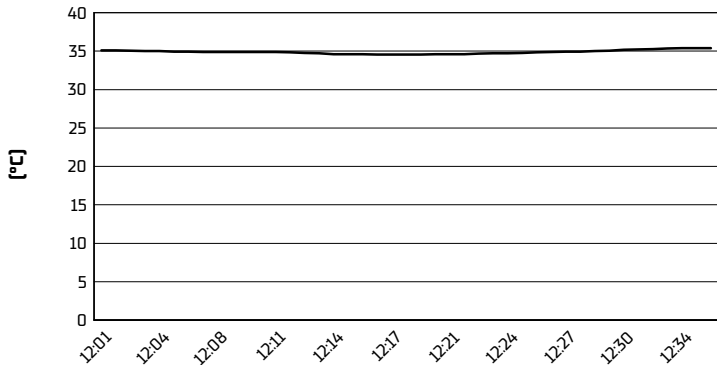


Pirelli Indonesian Round, 11-13 November 2022

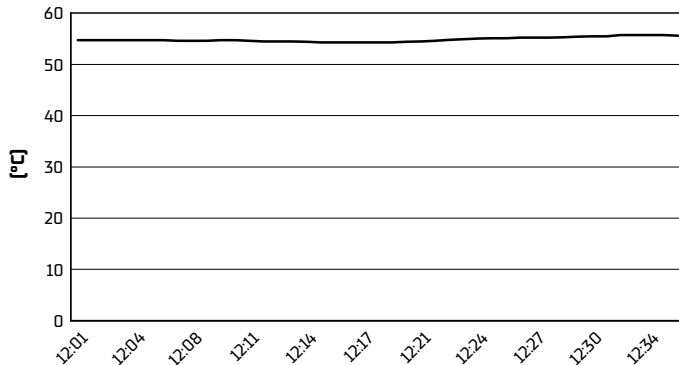
Weather Report Race 1

Session started 12:01 - Session ended 12:36

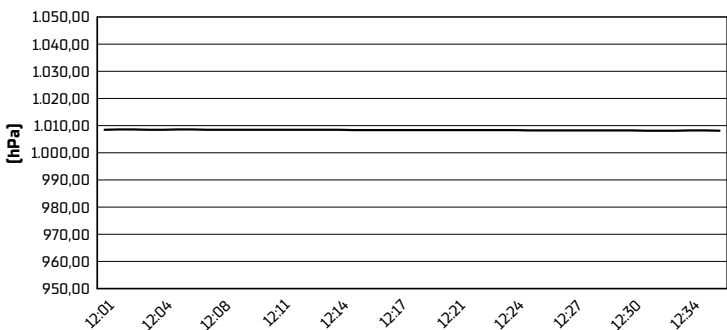
Air Temperature



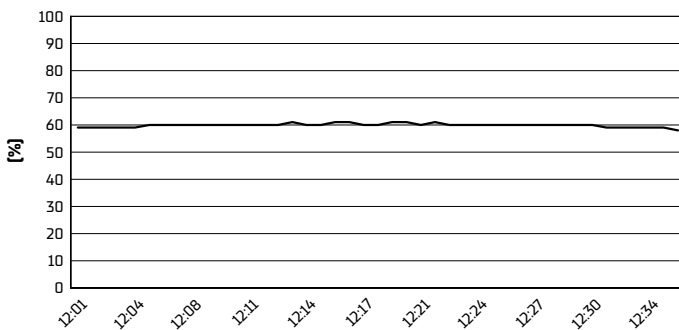
Track Temperature



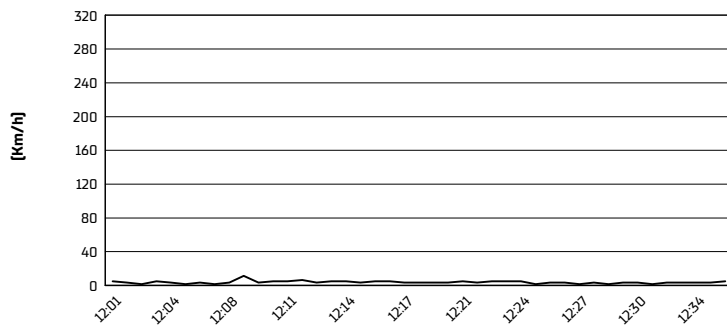
Air Pressure



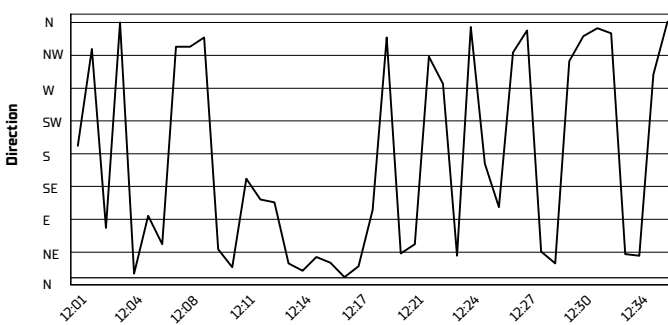
Humidity



Wind Speed



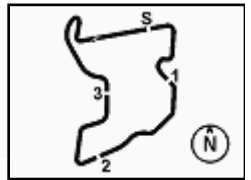
Wind Direction



12/11/2022

These data/results cannot be reproduced, stored and/or transmitted in whole or in part by any manner of electronic, mechanical, photocopying, recording, broadcasting or otherwise now known or herein after developed without the previous express consent by the copyright owner, except for reproduction in daily press and regular printed publications on sale to the public within 60 days of the event related to those data/results and always provided that copyright symbol appears together as follows below.

© DORNA WSBK ORGANIZATION Srl 2022



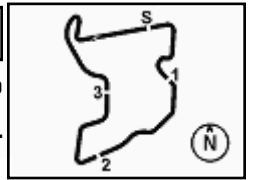
Pirelli Indonesian Round, 11–13 November 2022
Manufacturers Standings

Pertamina Mandalika Circuit 4.301 m

Points	Points From First	Points From Previous	April 10		April 24		May 22		June 12		July 17		July 31		September 11		September 25		October 9		October 23		November 13		November 20		
			ARAGON	ARAGON	ASSEN	ASSEN	ESTORIL	ESTORIL	MISANO	MISANO	DONINGTON	DONINGTON	MOST	MOST	MAGNY-COURS	MAGNY-COURS	BARCELONA	BARCELONA	PORTIMAO	PORTIMAO	VILLICUM	VILLICUM	MANDALIKA	MANDALIKA	PHILLIP ISLAND	PHILLIP ISLAND	
1	YAMAHA	508	25	25	25	25	25	25	25	25	25	25	25	25	25	25	25	20	25	25	25	13					
			1	1	1	1	1	1	1	1	1	1	1	1	1	1	1	1	1	1	1	1					
2	DUCATI	315	11	16	16	13	16	10	16	16	16	16	7	20	7	16	13	10	16	20	20	20	20				
		193	3	2	2	2	2	2	2	2	2	2	2	2	2	2	2	2	2	2	2	2	2				
3	KAWASAKI	259	16	9	5	16	13	13	13	11	13	9	8	13	13	10	16	20	7	16	13	9	16				
		249	2	3	4	3	3	3	3	3	3	3	3	3	3	3	3	3	3	3	3	3	3				
		56																									
4	TRIUMPH	210	9	8	9	11	4	11	13	10	11	20	16	1	9	16	25	8	9	11	9	9					
		298	5	5	5	5	5	4	4	4	4	4	4	4	4	4	4	4	4	4	4	4	4				
		49																									
5	MV AGUSTA	196	10	11	10	9	2	8	8	4	5	10	11	10	5	11	11	11	11	13	25	25					
		312	4	4	3	4	4	4	5	5	5	5	5	5	5	5	5	5	5	5	5	5	5				
		14																									

12/11/2022 First Line: Championship Standings - Second Line: Ranking Progression
 These data/results cannot be reproduced, stored and/or transmitted in whole or in part by any manner of electronic, mechanical, photocopying, recording, broadcasting or otherwise now known or herein after developed without the previous express consent by the copyright owner, except for reproduction in daily press and regular printed publications on sale to the public within 60 days of the event related to those data/results and always provided that copyright symbol appears together as follows below.
 © DORNA WSBK ORGANIZATION Srl 2022

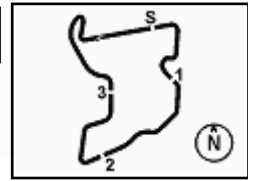



Pirelli Indonesian Round, 11-13 November 2022
Best Lap & Speed

Pertamina Mandalika Circuit 4.301 m

No.	Rider	Nat	Best Lap		FP1		FP2		SP		RC1	
			LL	SPD	LL	SPD	LL	SPD	LL	SPD	LL	SPD
1	66 N. TUULI MV Agusta F3 800 RR	FIN	1'35.947 57 248,2		1'44.241 14 245,4		1'38.345 16 246,5		1'35.947 8 248,2		1'36.314 19 246,5	
2	61 C. ONCU Kawasaki ZX-6R	TUR	1'36.000 68 252,9		1'42.962 20 243,7		1'39.321 22 245,4		1'36.000 7 247,7		1'36.303 19 252,9	
3	77 D. AEGERTER Yamaha YZF R6	SUI	1'36.124 57 251,7		1'44.247 12 242,7		1'38.912 18 244,3		1'36.124 8 247,7		1'36.929 19 251,7	
4	11 N. BULEGA Ducati Panigale V2	ITA	1'36.183 66 251,1		1'43.871 19 245,4		1'38.004 19 246,0		1'36.183 9 251,1		1'36.960 19 250,5	
5	64 F. CARICASULO Ducati Panigale V2	ITA	1'36.231 52 252,3		1'42.347 14 244,9		1'38.249 11 247,7		1'36.231 8 251,1		1'36.465 19 252,3	
6	55 Y. MONTELLA Kawasaki ZX-6R	ITA	1'36.263 62 250,0		1'42.658 20 243,7		1'38.295 15 246,5		1'36.263 8 248,2		1'36.805 19 250,0	
7	3 R. DE ROSA Ducati Panigale V2	ITA	1'36.446 52 248,8		1'43.685 12 243,7		1'38.227 13 248,2		1'36.446 8 247,7		1'37.297 19 248,8	
8	7 L. BALDASSARRI Yamaha YZF R6	ITA	1'36.534 48 250,5		1'44.092 16 242,7		1'38.839 20 247,7		1'36.534 10 248,2		1'37.855 2 250,5	
9	16 J. CLUZEL Yamaha YZF R6	FRA	1'36.575 55 250,5		1'43.236 10 244,3		1'39.707 18 243,7		1'36.575 8 246,0		1'37.373 19 250,5	
10	38 H. SOOMER Triumph Street Triple RS	EST	1'36.650 46 249,4		1'43.304 19 245,4		1'40.174 18 246,5		1'36.650 9 249,4			
11	69 T. BOOTH-AMOS Kawasaki ZX-6R	GBR	1'36.730 59 246,0		1'45.060 17 241,0		1'40.208 15 242,1		1'36.730 8 245,4		1'37.273 19 246,0	
12	62 S. MANZI Triumph Street Triple RS	ITA	1'36.777 63 253,5		1'42.090 17 244,3		1'38.568 21 246,0		1'36.873 6 248,8		1'36.777 19 253,5	
13	99 A. HUERTAS Kawasaki ZX-6R	ESP	1'37.057 51 249,4		1'43.235 14 241,0		1'40.014 10 242,7		1'37.057 8 249,4		1'37.494 19 249,4	
14	28 G. VAN STRAALLEN Yamaha YZF R6	NED	1'37.174 42 246,5		1'44.720 18 246,5		1'38.702 17 246,0		1'37.174 7 246,0			
15	9 S. JESPERSEN Yamaha YZF R6	DEN	1'37.305 46 247,7		1'42.307 19 243,2		1'39.488 19 247,1		1'37.305 8 247,7			
16	94 A. VERDOIA Yamaha YZF R6	FRA	1'37.335 59 249,4		1'45.545 11 242,1		1'39.362 20 247,7		1'37.335 9 246,5		1'37.634 19 249,4	
17	56 P. SEBESTYEN Yamaha YZF R6	HUN	1'37.417 65 251,1		1'43.221 18 244,9		1'39.801 20 247,1		1'37.417 8 247,7		1'37.884 19 251,1	
18	32 O. BAYLISS Ducati Panigale V2	AUS	1'37.764 67 246,5		1'45.055 20 245,4		1'40.607 20 246,5		1'37.764 8 246,5		1'37.878 19 245,4	
19	24 L. TACCINI Yamaha YZF R6	ITA	1'38.062 58 248,2		1'45.837 12 243,2		1'42.589 19 245,4		1'38.062 8 248,2		1'39.064 19 247,7	
20	10 U. ORRADRE Yamaha YZF R6	ESP	1'38.177 61 247,1		1'44.041 15 244,3		1'40.156 19 246,0		1'38.177 8 246,5		1'39.365 19 247,1	
21	91 L. BERNARDI Ducati Panigale V2	SMR	1'38.313 54 246,5		1'46.000 15 240,0		1'40.889 16 245,4		1'38.313 8 245,4		1'38.443 15 246,5	
22	50 O. VOSTATEK Yamaha YZF R6	CZE	1'38.992 62 246,5		1'44.741 17 241,6		1'41.937 18 243,2		1'38.992 8 242,7		1'39.239 19 246,5	
23	25 M. BRENNER Yamaha YZF R6	SUI	1'39.150 55 244,9		1'44.451 18 240,5		1'41.318 18 240,5				1'39.150 19 244,9	

12/11/2022
 These data/results cannot be reproduced, stored and/or transmitted in whole or in part by any manner of electronic, mechanical, photocopying, recording, broadcasting or otherwise now known or herein after developed without the previous express consent by the copyright owner, except for reproduction in daily press and regular printed publications on sale to the public within 60 days of the event related to those data/results and always provided that copyright symbol appears together as follows below.
 © DORNA WSBK ORGANIZATION Srl 2022



Pirelli Indonesian Round, 11-13 November 2022
Pirelli Best Lap Award

Pertamina Mandalika Circuit 4.301 m

	Points	Points From First	Points From Previous	April 10 ARAGON	April 24 ASSEN	May 22 ESTORIL	June 12 MISANO	July 17 DONINGTON	July 31 MOST	September 11 MAGNY-COURS	September 25 BARCELONA	October 9 PORTIMAO	October 23 VILLICUM	November 13 MANDALIKA	November 20 PHILIPP ISLAND			
1 AEGERTER Dominique (SUI)	11			1 1	1 1	1 1		1		1	1 1		1					
2 BALDASSARRI Lorenzo (ITA)	4	7					1 1	1	1	1		1						
3 DE ROSA Raffaele (ITA)	2	9	2									1	1					
4 BULEGA Nicolo (ITA)	2	9	0				1 1											
5 ONCU Can (TUR)	1	10	1											1				
6 MANZI Stefano (ITA)	1	10	0						1									

12/11/2022

First Line: Championship Standings - Second Line: Ranking Progression

These data/results cannot be reproduced, stored and/or transmitted in whole or in part by any manner of electronic, mechanical, photocopying, recording, broadcasting or otherwise now known or herein after developed without the previous express consent by the copyright owner, except for reproduction in daily press and regular printed publications on sale to the public within 60 days of the event related to those data/results and always provided that copyright symbol appears together as follows below.

© DORNA WSBK ORGANIZATION Srl 2022

FICR PERUGIA TIMING

