

Motul Dutch Round, 22-24 April 2022

Chronological Analysis Race 1

Start at 14:00'18.246

1 / 5

1° 65 J. REA [1'34.535]							
Lap	Seg1	Seg2	Seg3	Seg4	Lap Time	km/h	Local Time
1		14.300	27.513	21.997	1'39.462	294,3	14:01'57.708
2	30.861	14.126	27.576	21.972	1'34.535	289,5	14:03'32.243
3	31.083	14.151	27.677	21.911	1'34.822	292,7	14:05'07.065
4	31.159	14.277	27.744	22.243	1'35.423	285,0	14:06'42.488
5	31.121	14.187	27.709	22.013	1'35.030	285,7	14:08'17.518
6	30.928	14.169	27.787	22.180	1'35.064	287,2	14:09'52.582
7	31.225	14.160	27.793	22.137	1'35.315	288,0	14:11'27.897
8	31.192	14.173	27.817	22.130	1'35.312	288,0	14:13'03.209
9	31.112	14.138	27.730	22.257	1'35.237	288,0	14:14'38.446
10	31.042	14.095	27.699	22.148	1'34.984	288,0	14:16'13.430
11	31.215	14.230	27.980	22.166	1'35.591	287,2	14:17'49.021
12	31.132	14.208	27.784	22.153	1'35.277	289,5	14:19'24.298
13	31.175	14.143	27.829	22.545	1'35.692	288,0	14:20'59.990
14	31.114	14.103	27.583	22.013	1'34.813	289,5	14:22'34.803
15	31.209	14.158	27.880	22.023	1'35.270	291,9	14:24'10.073
16	31.128	14.105	27.722	22.030	1'34.985	288,8	14:25'45.058
17	31.128	14.282	27.847	22.098	1'35.355	285,7	14:27'20.413
18	31.081	14.426	27.733	22.058	1'35.298	287,2	14:28'55.711
19	31.121	14.244	27.742	22.189	1'35.296	285,7	14:30'31.007
20	31.025	14.162	27.664	22.055	1'34.906	287,2	14:32'05.913
21	31.088	14.160	27.733	22.217	1'35.198	286,5	14:33'41.111

Race Time 33'22.865

2° 1 T. RAZGATLIOGLU [1'34.771]							
Lap	Seg1	Seg2	Seg3	Seg4	Lap Time	km/h	Local Time
1		14.245	27.627	22.002	1'39.155	286,5	14:01'57.401
2	30.937	14.153	27.645	22.036	1'34.771	285,0	14:03'32.172
3	30.996	14.198	27.675	22.035	1'34.904	285,7	14:05'07.076
4	31.301	14.243	27.749	22.243	1'35.536	285,0	14:06'42.612
5	31.177	14.189	27.776	22.080	1'35.222	285,0	14:08'17.834
6	30.982	14.221	27.621	22.110	1'34.934	288,0	14:09'52.768
7	31.285	14.115	27.819	22.128	1'35.347	287,2	14:11'28.115
8	31.206	14.181	27.772	22.142	1'35.301	288,0	14:13'03.416
9	31.205	14.165	27.809	22.113	1'35.292	289,5	14:14'38.708
10	31.087	14.140	27.667	21.993	1'34.887	289,5	14:16'13.595
11	31.301	14.204	28.009	22.044	1'35.558	287,2	14:17'49.153
12	31.235	14.204	27.815	21.993	1'35.247	287,2	14:19'24.400
13	31.274	14.092	27.769	22.104	1'35.239	289,5	14:20'59.639
14	31.036	14.180	27.767	22.077	1'35.060	287,2	14:22'34.699
15	31.175	14.172	27.910	22.042	1'35.299	285,0	14:24'09.998
16	31.424	14.164	28.080	21.880	1'35.548	291,1	14:25'45.546
17	31.304	14.268	27.804	21.891	1'35.267	285,7	14:27'20.813
18	31.099	14.235	27.895	22.010	1'35.239	290,3	14:28'56.052
19	31.514	14.198	27.877	21.894	1'35.483	288,8	14:30'31.535
20	31.161	14.108	27.880	21.988	1'35.137	288,0	14:32'06.672
21	31.152	14.122	28.036	22.143	1'35.453	284,2	14:33'42.125

Race Time 33'23.879

3° 55 A. LOCATELLI [1'34.841]							
Lap	Seg1	Seg2	Seg3	Seg4	Lap Time	km/h	Local Time
1		14.406	27.616	22.111	1'39.709	288,8	14:01'57.955
2	31.001	14.351	27.613	21.876	1'34.841	288,0	14:03'32.796
3	31.108	14.309	27.558	21.873	1'34.848	288,0	14:05'07.644
4	31.107	14.312	27.627	22.252	1'35.298	290,3	14:06'42.942
5	31.200	14.362	27.565	21.950	1'35.077	288,0	14:08'18.019
6	31.123	14.338	27.613	21.990	1'35.064	288,0	14:09'53.083
7	31.259	14.270	27.696	22.009	1'35.234	290,3	14:11'28.317
8	31.236	14.288	27.704	22.342	1'35.570	290,3	14:13'03.887
9	31.101	14.347	27.776	21.976	1'35.200	291,9	14:14'39.087
10	31.163	14.266	27.771	22.427	1'35.627	289,5	14:16'14.714
11	31.292	14.513	27.859	21.957	1'35.621	283,5	14:17'50.335
12	31.183	14.238	27.727	22.043	1'35.191	291,1	14:19'25.526
13	31.229	14.287	27.751	22.164	1'35.431	289,5	14:21'00.957

23/04/2022

P = Pits In/Out - C = Lap Time Cancelled

These data/results cannot be reproduced, stored and/or transmitted in whole or in part by any manner of electronic, mechanical, photocopying, recording, broadcasting or otherwise now known or herein after developed without the previous express consent by the copyright owner, except for reproduction in daily press and regular printed publications on sale to the public within 60 days of the event related to those data/results and always provided that copyright symbol appears together as follows below.

© DORNA WSBK ORGANIZATION Srl 2022

14	31.254	14.339	27.721	22.025	1'35.339	289,5	14:22'36.296
15	31.374	14.449	27.851	22.083	1'35.757	285,7	14:24'12.053
16	31.306	14.340	27.998	22.248	1'35.892	288,8	14:25'47.945
17	31.479	14.451	28.005	22.325	1'36.260	282,0	14:27'24.205
18	31.473	14.462	27.863	22.257	1'36.055	285,7	14:29'00.260
19	31.680	14.631	28.126	22.316	1'36.753	283,5	14:30'37.013
20	31.534	14.461	28.060	22.605	1'36.660	285,0	14:32'13.673
21	31.886	14.600	28.103	22.561	1'37.150	279,8	14:33'50.823

Race Time 33'32.577

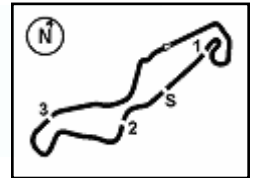
4° 19 A. BAUTISTA [1'34.851]							
Lap	Seg1	Seg2	Seg3	Seg4	Lap Time	km/h	Local Time
1		14.112	27.670	22.182	1'40.231	300,0	14:01'58.477
2	31.248	14.273	27.681	21.973	1'35.175	296,7	14:03'33.652
3	31.065	14.054	27.734	22.165	1'35.018	299,2	14:05'08.670
4	31.107	13.991	27.701	22.052	1'34.851	300,0	14:06'43.521
5	31.264	14.151	27.648	21.795	1'34.858	299,2	14:08'18.379
6	31.400	14.012	28.019	22.026	1'35.457	299,2	14:09'53.836
7	31.279	14.044	27.720	21.893	1'34.936	300,0	14:11'28.772
8	31.247	14.064	27.817	22.118	1'35.246	300,0	14:13'04.018
9	31.580	14.040	27.850	21.941	1'35.411	299,2	14:14'39.429
10	31.152	14.008	27.945	22.024	1'35.129	300,8	14:16'14.558
11	31.295	14.040	27.745	21.994	1'35.074	297,5	14:17'49.632
12	31.135	14.021	27.711	22.205	1'35.072	299,2	14:19'24.704
13	31.289	13.923	27.762	22.406	1'35.380	300,8	14:21'00.084
14	31.339	14.034	27.694	21.880	1'34.947	300,0	14:22'35.031
15	31.244	14.027	27.809	22.158	1'35.238	300,0	14:24'10.269
16	31.363	13.996	27.917	21.882	1'35.158	301,7	14:25'45.427
17	31.151	14.135	27.724	22.204	1'35.214	298,3	14:27'20.641
18	31.077	14.217	27.822	22.216	1'35.332	300,0	14:28'55.973
19	31.470	14.097	27.715	22.054	1'35.336	296,7	14:30'31.309
20	31.047	14.091	27.909	22.003	1'35.050	299,2	14:32'06.359
21	31.197	13.983	27.679	21.996	1'34.855	298,3	14:33'41.214

Race Time 33'22.968

RET 22 A. LOWES [1'34.906]							
Lap	Seg1	Seg2	Seg3	Seg4	Lap Time	km/h	Local Time
1		14.279	27.448	22.172	1'39.864	292,7	14:01'58.110
2	31.413	14.308	27.600	21.787	1'35.108	286,5	14:03'33.218
3	30.985	14.404	27.752	21.923	1'35.064	291,1	14:05'08.282
4	31.176	14.190	27.696	21.955	1'35.017	289,5	14:06'43.299
5	31.143	14.225	27.665	21.873	1'34.906	291,1	14:08'18.205
6	31.230	14.178	27.884	21.855	1'35.147	291,9	14:09'53.352
7	31.320	14.153	27.761	21.897	1'35.131	290,3	14:11'28.483
8	31.281	14.243	27.762	22.046	1'35.332	295,1	14:13'03.815
9	31.517	14.287	28.276	22.070	1'36.150	291,1	14:14'39.965
10	31.192	14.230	27.794	21.978	1'35.194	290,3	14:16'15.159
11	31.367	14.571	28.270	57.223	2'11.431P	290,3	14:18'26.590

Race Time 18'08.344

RET 21 M. RINALDI [1'34.955]							
Lap	Seg1	Seg2	Seg3	Seg4	Lap Time	km/h	Local Time
1		14.222	27.614	22.224	1'40.454	297,5	14:01'58.700
2	31.244	14.285	27.624	21.932	1'35.085	294,3	14:03'33.785
3	31.248	14.149	27.659	21.899	1'34.955	296,7	14:05'08.740
4	31.313	14.158	27.585	21.972	1'35.028	295,9	14:06'43.768
5	31.255	14.249	27.861	21.998	1'35.363	295,9	14:08'19.131
6	31.257	14.229	27.940	22.159	1'35.585	293,5	14:09'54.716
7	31.387	14.173	27.803	22.091	1'35.454	293,5	14:11'30.170
8	31.346	14.141	27.764	22.293	1'35.544	293,5	14:13'05.714
9	31.315	14.214	28.032	22.154	1'35.715	294,3	14:14'41.429
10	31.359	14.187	27.925	22.181	1'35.652	293,5	14:16'17.081
11	31.448	14.241	28.060	22.334	1'36.083	291,9	14:17'53.164
12	31.323	14.163	27.887	22.462	1'35.835	293,5	14:19'28.999
13	31.502	14.214	27.965	22.328	1'36.009	292,7	14:21'05.008
14	31.489	14.245	27.930				



TT Circuit Assen 4.542 m

Motul Dutch Round, 22-24 April 2022

Chronological Analysis Race 1

Start at 14:00'18.246

2 / 5

15	31.386	14.396	28.015	22.487	1'36.284	291,1	14:24'17.401	11	31.573	14.560	28.482	22.404	1'37.019	288,0	14:17'58.859
16	54.599	17.359	29.282	37.135	2'18.375P	210,5	14:26'35.776	12	31.570	14.325	27.871	22.103	1'35.869	292,7	14:19'34.728

Race Time 26'17.530

7° 71. LECUONA [1'35.152]							
Lap	Seg1	Seg2	Seg3	Seg4	Lap Time	km/h	Local Time
1		14.615	27.998	22.248	1'41.770	296,7	14:02'00.016
2	31.335	14.459	27.563	22.225	1'35.582	287,2	14:03'35.598
3	31.125	14.376	27.681	21.970	1'35.152	288,8	14:05'10.750
4	31.187	14.448	27.739	22.097	1'35.471	288,0	14:06'46.221
5	31.317	14.414	27.757	22.078	1'35.566	288,0	14:08'21.787
6	31.318	14.383	27.857	22.220	1'35.778	289,5	14:09'57.565
7	31.491	14.432	27.887	22.296	1'36.106	288,0	14:11'33.671
8	31.445	14.415	27.912	22.281	1'36.053	285,0	14:13'09.724
9	31.373	14.353	27.964	22.316	1'36.006	288,8	14:14'45.730
10	31.264	14.345	27.868	22.680	1'36.157	289,5	14:16'21.887
11	31.697	14.366	27.985	22.523	1'36.571	293,5	14:17'58.458
12	31.322	14.421	27.761	22.226	1'35.730	290,3	14:19'34.188
13	31.315	14.392	27.809	22.330	1'35.846	288,0	14:21'10.034
14	31.495	14.375	27.727	22.259	1'35.856	289,5	14:22'45.890
15	31.245	14.410	27.766	22.213	1'35.634	286,5	14:24'21.524
16	31.317	14.429	27.888	22.212	1'35.846	290,3	14:25'57.370
17	31.390	14.375	27.835	22.251	1'35.851	288,0	14:27'33.221
18	31.427	14.391	27.905	22.244	1'35.967	289,5	14:29'09.188
19	31.475	14.535	28.104	22.409	1'36.523	286,5	14:30'45.711
20	31.506	14.424	28.107	22.387	1'36.424	286,5	14:32'22.135
21	31.544	14.429	28.091	22.363	1'36.427	285,7	14:33'58.562

Race Time 33'40.316

8° 47 A. BASSANI [1'35.276]							
Lap	Seg1	Seg2	Seg3	Seg4	Lap Time	km/h	Local Time
1		14.463	28.061	22.319	1'41.922	291,9	14:02'00.168
2	31.685	14.322	27.852	22.052	1'35.911	289,5	14:03'36.079
3	31.251	14.258	27.843	21.937	1'35.289	291,9	14:05'11.368
4	31.322	14.304	27.640	22.101	1'35.367	288,0	14:06'46.735
5	31.238	14.295	27.782	21.961	1'35.276	290,3	14:08'22.011
6	31.350	14.359	27.852	22.239	1'35.800	290,3	14:09'57.811
7	31.503	14.343	27.935	22.245	1'36.026	289,5	14:11'33.837
8	31.899	14.342	27.874	22.210	1'36.325	288,0	14:13'10.162
9	31.523	14.345	27.895	22.119	1'35.882	289,5	14:14'46.044
10	31.530	14.361	28.031	22.173	1'36.095	290,3	14:16'22.139
11	31.731	14.271	27.991	22.606	1'36.599	291,1	14:17'58.738
12	31.379	14.297	27.981	22.267	1'35.924	292,7	14:19'34.662
13	31.450	14.260	27.897	22.328	1'35.935	288,8	14:21'10.597
14	32.032	14.317	27.960	22.319	1'36.628	290,3	14:22'47.225
15	31.705	14.428	28.040	22.701	1'36.874	285,7	14:24'24.099
16	31.945	14.502	28.159	22.631	1'37.237	286,5	14:26'01.336
17	31.854	14.487	28.046	22.530	1'36.917	283,5	14:27'38.253
18	32.284	14.746	28.133	22.441	1'37.604	281,3	14:29'15.857
19	31.725	14.448	28.260	22.704	1'37.137	285,7	14:30'52.994
20	31.945	14.538	28.367	22.472	1'37.322	286,5	14:32'30.316
21	32.007	14.530	28.488	22.708	1'37.733	282,0	14:34'08.049

Race Time 33'49.803

9° 76 L. BAZ [1'35.290]							
Lap	Seg1	Seg2	Seg3	Seg4	Lap Time	km/h	Local Time
1		14.448	27.986	22.279	1'42.022	292,7	14:02'00.268
2	31.353	14.390	27.815	22.009	1'35.567	287,2	14:03'35.835
3	31.233	14.288	28.268	22.008	1'35.797	288,0	14:05'11.632
4	31.371	14.307	27.873	21.924	1'35.475	288,0	14:06'47.107
5	31.256	14.282	27.776	21.976	1'35.290	289,5	14:08'22.397
6	31.273	14.274	27.989	22.142	1'35.678	291,1	14:09'58.075
7	31.477	14.313	27.949	22.198	1'35.937	290,3	14:11'34.012
8	31.483	14.325	27.925	22.092	1'35.825	287,2	14:13'09.837
9	31.562	14.359	27.988	22.086	1'35.995	288,8	14:14'45.832
10	31.430	14.325	27.941	22.312	1'36.008	290,3	14:16'21.840

23/04/2022 P = Pits In/Out - C = Lap Time Cancelled

These data/results cannot be reproduced, stored and/or transmitted in whole or in part by any manner of electronic, mechanical, photocopying, recording, broadcasting or otherwise now known or herein after developed without the previous express consent by the copyright owner, except for reproduction in daily press and regular printed publications on sale to the public within 60 days of the event related to those data/results and always provided that copyright symbol appears together as follows below.

© DORNA WSBK ORGANIZATION Srl 2022

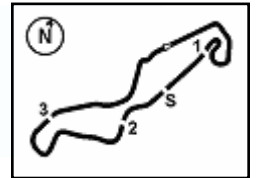
10° 5 P. OETTL [1'35.572]							
Lap	Seg1	Seg2	Seg3	Seg4	Lap Time	km/h	Local Time
1		14.759	27.969	22.306	1'42.918	280,5	14:02'01.164
2	32.006	14.496	27.756	22.369	1'36.627	288,0	14:03'37.791
3	31.516	14.266	27.824	22.416	1'36.022	291,1	14:05'13.813
4	31.652	14.356	27.765	22.152	1'35.925	292,7	14:06'49.738
5	31.596	14.347	28.259	22.368	1'36.570	292,7	14:08'26.308
6	31.505	14.272	27.853	22.403	1'36.033	292,7	14:10'02.341
7	31.429	14.265	27.947	22.322	1'35.963	291,1	14:11'38.304
8	31.448	14.334	28.046	22.129	1'35.957	294,3	14:13'14.261
9	31.616	14.352	27.827	22.208	1'36.003	291,1	14:14'50.264
10	31.559	14.440	28.008	21.987	1'35.994	295,1	14:16'26.258
11	31.346	14.354	27.999	22.252	1'35.951	292,7	14:18'02.209
12	31.429	14.317	27.901	22.136	1'35.783	291,9	14:19'37.992
13	31.299	14.236	27.779	22.258	1'35.572	290,3	14:21'13.564
14	31.530	14.289	27.715	22.126	1'35.660	287,2	14:22'49.224
15	31.537	14.365	27.792	22.168	1'35.862	286,5	14:24'25.086
16	31.533	14.342	27.860	22.256	1'35.991	288,8	14:26'01.077
17	31.473	14.370	27.808	22.144	1'35.795	286,5	14:27'36.872
18	31.467	14.350	27.802	22.146	1'35.765	286,5	14:29'12.637
19	31.556	14.388	28.083	22.377	1'36.404	285,7	14:30'49.041
20	31.673	14.544	28.214	22.432	1'36.863	287,2	14:32'25.904
21	31.905	14.502	28.317	22.485	1'37.209	288,0	14:34'03.113

Race Time 33'40.848

11° 44 L. MAHIAS [1'35.684]							
Lap	Seg1	Seg2	Seg3	Seg4	Lap Time	km/h	Local Time
1		14.507	27.943	22.458	1'42.511	290,3	14:02'00.757
2	31.513	14.570	27.820	22.380	1'36.283	284,2	14:03'37.040
3	31.406	14.420	28.047	22.202	1'36.075	279,1	14:05'13.115
4	31.287	14.554	28.074	22.316	1'36.231	282,7	14:06'49.346
5	31.392	14.381	27.884	22.213	1'35.870	281,3	14:08'25.216
6	31.508	14.362	27.800	22.707	1'36.357	279,8	14:10'01.573
7	31.591	14.360	28.025	22.207	1'36.183	284,2	14:11'37.756
8	31.479	14.453	28.040	22.115	1'36.087	285,7	14:13'13.843
9	31.438	14.395	28.002	22.245	1'36.080	279,8	14:14'49.923
10	31.551	14.428	27.991	22.266	1'36.236	285,7	14:16'26.159
11	31.710	14.303	27.994	22.378	1'36.385	288,0	14:18'02.544
12	31.383	14.367	27.870	22.151	1'35.771	286,5	14:19'38.315
13	31.406	14.340	27.942	22.305	1'35.993	285,7	14:21'14.308
14	31.487	14.351	27.766	22.080	1'35.684	283,5	14:22'49.992
15	31.403	14.362	27.969	22.058	1'35.792	281,3	14:24'25.784
16	31.598	14.528	27.852	22.312	1'36.290	280,5	14:26'02.074
17	31.767	14.374	28.108	22.248	1'36.497	279,1	14:27'38.571
18	31.898	14.615	27.866	22.179	1'36.558	278,4	14:29'15.129
19	31.631	14.357	28.111	22.580	1'36.679	281,3	14:30'51.808
20	31.562	14.507	27.943	22.329	1'36.341	281,3	14:32'28.149
21	52.913	14.905	28.145	22.698	1'58.661	273,4	14:34'26.810

Race Time 34'08.564

12° 45 S. REDDING [1'35.735]							
Lap	Seg1	Seg2	Seg3	Seg4	Lap Time	km/h	Local Time
1		14.752	28.410	22.386	1'43.323	291,1	14:02'01.569



TT Circuit Assen 4.542 m

Motul Dutch Round, 22-24 April 2022

Chronological Analysis Race 1

Start at 14:00'18.246

3 / 5

Lap	Seg1	Seg2	Seg3	Seg4	Lap Time	km/h	Local Time
2	31.803	14.353	27.938	22.340	1'36.434	293,5	14:03'38.003
3	31.625	14.246	27.775	22.272	1'35.918	288,8	14:05'13.921
4	31.367	14.319	27.770	22.305	1'35.761	290,3	14:06'49.682
5	31.553	14.218	28.054	22.152	1'35.977	290,3	14:08'25.659
6	31.350	14.217	27.948	22.458	1'35.973	291,9	14:10'01.632
7	31.272	14.224	28.064	22.235	1'35.795	289,5	14:11'37.427
8	31.382	14.345	27.917	22.188	1'35.832	287,2	14:13'13.259
9	31.354	14.369	27.896	22.240	1'35.859	287,2	14:14'49.118
10	31.277	14.503	27.997	22.312	1'36.089	288,0	14:16'25.207
11	31.423	14.221	27.936	22.312	1'35.892	288,8	14:18'01.099
12	31.365	14.221	27.895	22.254	1'35.735	288,0	14:19'36.834
13	31.450	14.287	27.913	22.255	1'35.905	289,5	14:21'12.739
14	31.436	14.260	27.950	22.108	1'35.754	288,8	14:22'48.493
15	31.416	14.295	28.052	22.858	1'36.621	288,0	14:24'25.114
16	31.898	14.401	28.095	22.391	1'36.785	288,8	14:26'01.899
17	31.750	14.332	28.170	22.225	1'36.477	286,5	14:27'38.376
18	31.634	14.318	28.065	22.396	1'36.413	287,2	14:29'14.789
19	31.744	14.318	28.193	22.821	1'37.076	286,5	14:30'51.865
20	32.183	14.437	28.331	22.425	1'37.376	288,0	14:32'29.241
21	31.860	14.389	28.388	22.351	1'36.988	288,8	14:34'06.229

Race Time 33'58.431

15° 60 M. VAN DER MARK [1'36.288]							
Lap	Seg1	Seg2	Seg3	Seg4	Lap Time	km/h	Local Time
1			14.489	28.210	22.299	1'43.099	291,9
2	31.888	14.577	28.073	22.227	1'36.765	287,2	14:03'38.110
3	31.693	14.579	28.065	22.108	1'36.445	286,5	14:05'14.555
4	31.617	14.664	28.102	22.204	1'36.587	289,5	14:06'51.142
5	31.639	14.419	28.063	22.167	1'36.288	285,7	14:08'27.430
6	31.619	14.532	28.138	22.319	1'36.608	283,5	14:10'04.038
7	31.686	14.516	28.218	22.305	1'36.725	282,0	14:11'40.763
8	31.800	14.519	28.410	22.879	1'37.608	284,2	14:13'18.371
9	32.016	14.738	28.690	22.518	1'37.962	282,0	14:14'56.333
10	31.801	14.639	28.370	22.420	1'37.230	280,5	14:16'33.563
11	32.120	14.518	29.394	23.033	1'39.065	291,1	14:18'12.628
12	31.734	14.313	28.162	22.384	1'36.593	291,9	14:19'49.221
13	31.572	14.346	28.040	22.488	1'36.446	288,8	14:21'25.667
14	31.883	14.486	28.349	22.457	1'37.175	283,5	14:23'02.842
15	31.619	14.515	28.397	22.441	1'36.972	282,0	14:24'39.814
16	31.809	14.602	28.334	22.564	1'37.309	285,7	14:26'17.123
17	32.189	14.610	28.246	22.365	1'37.410	282,7	14:27'54.533
18	31.784	14.390	28.475	22.488	1'37.137	288,0	14:29'31.670
19	31.725	14.558	28.388	22.549	1'37.220	283,5	14:31'08.890
20	31.771	14.468	28.287	22.533	1'37.059	280,5	14:32'45.949
21	31.750	14.478	28.172	22.729	1'37.129	285,7	14:34'23.078

Race Time 34'04.832

13° 31 G. GERLOFF [1'35.758]							
Lap	Seg1	Seg2	Seg3	Seg4	Lap Time	km/h	Local Time
1		14.853	28.270	22.365	1'42.249	289,5	14:02'00.495
2	31.619	14.516	27.884	22.363	1'36.382	285,7	14:03'36.877
3	31.482	14.315	28.063	22.192	1'36.052	286,5	14:05'12.929
4	31.335	14.494	28.089	22.204	1'36.122	285,0	14:06'49.051
5	31.399	14.310	27.870	22.361	1'35.940	285,0	14:08'24.991
6	31.408	14.295	27.999	22.727	1'36.429	285,0	14:10'01.420
7	31.276	14.411	28.256	22.183	1'36.126	285,7	14:11'37.546
8	31.570	14.410	27.991	22.145	1'36.116	288,0	14:13'13.662
9	31.356	14.437	28.066	22.254	1'36.113	285,7	14:14'49.775
10	31.500	14.458	27.995	22.147	1'36.100	287,2	14:16'25.875
11	31.527	14.446	27.940	22.211	1'36.124	288,8	14:18'01.999
12	31.419	14.360	27.935	22.135	1'35.849	288,0	14:19'37.848
13	31.641	14.279	27.968	22.089	1'35.977	290,3	14:21'13.825
14	31.513	14.358	27.901	21.986	1'35.758	287,2	14:22'49.583
15	31.500	14.333	27.996	22.047	1'35.876	286,5	14:24'25.459
16	32.182	14.472	27.904	22.163	1'36.721	291,1	14:26'02.180
17	31.968	14.375	27.937	22.317	1'36.597	288,0	14:27'38.777
18	32.047	14.593	28.088	22.444	1'37.172	286,5	14:29'15.949
19	31.876	14.332	28.238	22.674	1'37.120	287,2	14:30'53.069
20	31.384	14.462	28.082	22.318	1'36.246	286,5	14:32'29.315
21	31.599	14.425	28.065	22.252	1'36.341	283,5	14:34'05.656

Race Time 33'47.410

14° 97 X. VIERGE [1'35.782]							
Lap	Seg1	Seg2	Seg3	Seg4	Lap Time	km/h	Local Time
1		14.597	28.028	22.453	1'42.724	298,3	14:02'00.970
2	31.596	14.573	27.914	22.468	1'36.551	293,5	14:03'37.521
3	31.424	14.475	27.798	22.312	1'36.009	296,7	14:05'13.530
4	31.245	14.426	27.995	22.409	1'36.075	292,7	14:06'49.605
5	31.401	14.425	28.414	22.402	1'36.642	293,5	14:08'26.247
6	31.190	14.435	27.969	22.434	1'36.028	292,7	14:10'02.275
7	31.225	14.413	27.956	22.393	1'35.987	292,7	14:11'38.262
8	31.233	14.495	28.049	22.228	1'36.005	296,7	14:13'14.267
9	31.370	14.397	27.918	22.254	1'35.939	294,3	14:14'50.206
10	31.464	14.498	28.333	22.318	1'36.613	290,3	14:16'26.819
11	31.302	14.400	27.906	22.459	1'36.067	297,5	14:18'02.886
12	31.290	14.364	27.885	22.243	1'35.782	294,3	14:19'38.668
13	31.306	14.443	28.064	22.596	1'36.409	292,7	14:21'15.077
14	31.426	14.373	28.011	22.974	1'36.784	294,3	14:22'51.861
15	31.602	14.640	28.267	22.623	1'37.132	289,5	14:24'28.993
16	31.709	14.660	28.359	22.931	1'37.659	288,0	14:26'06.652

16° 23 C. PONDSSON [1'36.326]							
Lap	Seg1	Seg2	Seg3	Seg4	Lap Time	km/h	Local Time
1			14.716	28.399	22.398	1'43.965	286,5
2	31.918	14.557	27.936	22.497	1'36.908	282,7	14:03'39.119
3	32.135	14.424	28.034	22.289	1'36.882	285,0	14:05'16.001
4	31.607	14.609	28.102	22.261	1'36.579	285,7	14:06'52.580
5	31.628	14.518	27.863	22.317	1'36.326	282,0	14:08'28.906
6	31.580	14.510	28.092	22.434	1'36.616	284,2	14:10'05.522
7	31.650	14.592	28.001	22.464	1'36.707	282,0	14:11'42.229
8	31.598	14.591	28.070	22.538	1'36.797	280,5	14:13'19.026
9	31.747	14.688	28.515	22.852	1'37.802	282,0	14:14'56.828
10	31.630	14.470	28.427	22.429	1'36.956	285,0	14:16'33.784
11	31.818	14.648	28.804	22.626	1'37.896	279,8	14:18'11.680
12	31.550	14.498	28.079	22.563	1'36.690	282,7	14:19'48.370
13	31.856	14.564	28.156	22.715	1'37.291	282,7	14:21'25.661
14	32.094	14.824	28.222	22.358	1'37.498	277,6	14:23'03.159
15	31.797	14.573	28.206	22.775	1'37.351	282,0	14:24'40.510
16	32.025	14.598	27.992	22.328	1'36.943	283,5	14:26'17.453
17	31.702	14.612	28.137	22.458	1'36.909	280,5	14:27'54.362
18	31.729	14.567	28.844	22.880	1'38.020	282,0	14:29'32.382
19	31.766	14.661	28.311	22.472	1'37.210	282,0	14:31'09.592
20	31.674	14.495	28.005	22.312	1'36.486	282,7	14:32'46.078
21	31.898	14.457	28.020	22.559	1'36.934	282,7	14:34'23.012

Race Time 34'04.766

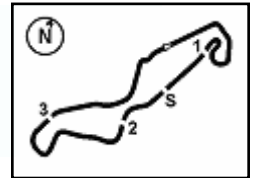
17° 3 K. NOZANE [1'36.367]							
Lap	Seg1	Seg2	Seg3	Seg4	Lap Time	km/h	Local Time
1			14.848	28.165	22.626	1'43.040	289,5
2	31.624	14.604	27.811	22.405	1'36.444	284,2	14:03'37.730
3	31.908	15.029	27.944	22.332	1'37.213	284,2	14:05'14.943
4	31.454	14.689	27.971	22.253	1'36.367	287,2	14:06'51.310
5	31.636	14.469	28.061	22.338	1'36.504	286,5	14:08'27.814
6	31.555	14.592	27.962	22.480	1'36.589	286,5	14:10'04.403
7	31.696	14.557	27.978	22.605	1'36.836	285,0	14:11'41.239

23/04/2022

P = Pits In/Out - C = Lap Time Cancelled

These data/results cannot be reproduced, stored and/or transmitted in whole or in part by any manner of electronic, mechanical, photocopying, recording, broadcasting or otherwise now known or herein after developed without the previous express consent by the copyright owner, except for reproduction in daily press and regular printed publications on sale to the public within 60 days of the event related to those data/results and always provided that copyright symbol appears together as follows below.

© DORNA WSBK ORGANIZATION Srl 2022



Motul Dutch Round, 22-24 April 2022

Chronological Analysis Race 1

Start at 14:00'18.246

4 / 5

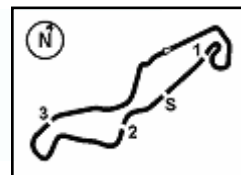
18°								20°							
2 R. TAMBURINI [1'36.465]								91 L. HASLAM [1'36.640]							
Lap	Seg.1	Seg.2	Seg.3	Seg.4	Lap Time	km/h	Local Time	Lap	Seg.1	Seg.2	Seg.3	Seg.4	Lap Time	km/h	Local Time
1		14.618	28.430	22.292	1'43.696	285,7	14:02'01.942	1		14.655	28.500	22.571	1'44.495	285,0	14:02'02.741
2	31.902	14.587	28.088	22.453	1'37.030	286,5	14:03'38.972	2	31.886	14.473	28.018	22.449	1'36.826	282,7	14:03'39.567
3	31.983	14.475	28.039	22.155	1'36.652	283,5	14:05'15.624	3	32.003	14.537	28.205	22.288	1'37.033	285,0	14:05'16.600
4	31.565	14.770	28.235	22.492	1'37.062	281,3	14:06'52.686	4	31.804	14.516	28.120	22.200	1'36.640	280,5	14:06'53.240
5	32.218	14.413	27.973	22.125	1'36.729	285,7	14:08'29.415	5	31.937	14.642	28.093	22.263	1'36.935	281,3	14:08'30.175
6	31.723	14.484	28.072	22.275	1'36.554	286,5	14:10'05.969	6	31.844	14.522	28.260	22.301	1'36.927	279,8	14:10'07.102
7	31.583	14.538	28.177	22.396	1'36.694	283,5	14:11'42.663	7	31.707	14.502	28.135	22.523	1'36.867	282,0	14:11'43.969
8	31.598	14.520	28.210	22.340	1'36.668	285,0	14:13'19.331	8	31.622	14.616	28.216	22.190	1'36.644	280,5	14:13'20.613
9	31.719	14.749	28.328	22.835	1'37.631	283,5	14:14'56.962	9	31.819	14.554	28.313	22.229	1'36.915	278,4	14:14'57.528
10	31.870	14.431	28.314	22.345	1'36.960	288,0	14:16'33.922	10	31.972	14.470	28.250	22.319	1'37.011	284,2	14:16'34.539
11	31.883	14.621	28.920	22.875	1'38.299	283,5	14:18'12.221	11	31.956	14.458	28.595	22.864	1'37.873	285,0	14:18'12.412
12	32.001	14.414	28.870	22.352	1'37.637	286,5	14:19'49.858	12	32.028	14.495	28.304	22.466	1'37.293	285,0	14:19'49.705
13	31.759	14.432	28.107	22.365	1'36.663	287,2	14:21'26.521	13	32.008	14.516	28.160	22.465	1'37.149	285,7	14:21'26.854
14	31.976	14.463	28.100	22.681	1'37.220	285,0	14:23'03.741	14	32.030	14.468	28.126	22.515	1'37.139	282,7	14:23'03.993
15	31.573	14.471	28.159	22.575	1'36.778	287,2	14:24'40.519	15	32.018	14.435	28.298	22.289	1'37.040	283,5	14:24'41.033
16	31.754	14.528	28.097	22.619	1'36.998	284,2	14:26'17.517	16	31.864	14.430	28.174	22.332	1'36.800	283,5	14:26'17.833
17	31.937	14.668	28.514	22.729	1'37.848	284,2	14:27'55.365	17	31.991	14.529	28.398	22.485	1'37.403	279,8	14:27'55.236
18	31.939	14.617	28.144	22.552	1'37.252	286,5	14:29'32.617	18	31.769	14.547	28.108	22.862	1'37.286	279,1	14:29'32.522
19	31.814	14.640	28.328	22.477	1'37.259	282,7	14:31'09.876	19	33.571	14.846	28.325	22.449	1'39.191	274,1	14:31'11.713
20	31.607	14.561	28.169	22.447	1'36.784	287,2	14:32'46.660	20	31.926	14.598	28.314	22.554	1'37.392	276,2	14:32'49.105
21	31.600	14.535	27.991	22.339	1'36.465	285,0	14:34'23.125	21	32.252	14.793	28.171	22.672	1'37.888	276,2	14:34'26.993
Race Time 34'04.879								Race Time 34'08.747							
19°								22°							
36 L. MERCADO [1'36.576]								35 H. SYAHRIN [1'36.694]							
Lap	Seg.1	Seg.2	Seg.3	Seg.4	Lap Time	km/h	Local Time	Lap	Seg.1	Seg.2	Seg.3	Seg.4	Lap Time	km/h	Local Time
1		14.694	28.195	22.533	1'43.599	284,2	14:02'01.845	1		14.776	28.326	22.644	1'44.728	291,9	14:02'02.974
2	31.829	14.582	28.026	22.500	1'36.937	284,2	14:03'38.782	2	31.862	14.556	28.134	22.648	1'37.200	288,8	14:03'40.174
3	31.621	14.530	28.022	22.403	1'36.576	284,2	14:05'15.358	3	31.725	14.551	28.131	22.399	1'36.806	290,3	14:05'16.980
4	31.857	14.625	28.131	22.563	1'37.176	282,0	14:06'52.534	4	31.665	14.571	28.136	22.322	1'36.694	291,9	14:06'53.674
5	31.837	14.485	28.078	22.418	1'36.818	287,2	14:08'29.352	5	31.802	14.616	28.091	22.286	1'36.795	288,0	14:08'30.469
6	31.868	14.625	28.014	22.450	1'36.957	281,3	14:10'06.309	6	31.781	14.696	28.253	22.482	1'37.212	285,7	14:10'07.681
7	31.612	14.530	28.059	22.528	1'36.729	285,0	14:11'43.038	7	31.915	14.658	28.224	22.778	1'37.575	282,0	14:11'45.256
8	31.611	14.532	28.019	22.437	1'36.599	288,8	14:13'19.637	8	31.912	14.798	28.345	22.821	1'37.876	282,0	14:13'23.132
9	31.612	14.490	28.738	22.615	1'37.455	282,7	14:14'57.092	9	32.240	14.678	28.436	22.968	1'38.322	281,3	14:15'01.454
10	31.998	14.601	28.241	22.427	1'37.267	288,0	14:16'34.359	10	31.899	14.672	28.405	22.808	1'37.784	279,8	14:16'39.238
11	31.797	14.624	28.654	22.739	1'37.814	288,8	14:18'12.173	11	32.035	14.643	28.515	22.819	1'38.012	283,5	14:18'17.250
12	31.716	14.568	28.235	22.653	1'37.172	286,5	14:19'49.345	12	31.961	14.907	28.450	22.676	1'37.994	281,3	14:19'55.244
13	31.801	14.527	28.198	22.535	1'37.061	286,5	14:21'26.406	13	31.941	14.661	28.243	22.701	1'37.546	287,2	14:21'32.790
14	32.175	14.635	28.092	22.614	1'37.516	281,3	14:23'03.922	14	31.984	14.629	28.319	23.023	1'37.955	281,3	14:23'10.745
15	31.828	14.601	28.265	22.755	1'37.449	286,5	14:24'41.371	15	32.065	14.750	28.489	22.973	1'38.277	279,8	14:24'49.022
16	32.080	14.660	28.386	22.870	1'37.996	286,5	14:26'19.367	16	32.009	14.692	28.339	22.912	1'37.952	281,3	14:26'26.974
17	32.035	14.660	28.398	22.741	1'37.834	281,3	14:27'57.201	17	32.242	14.837	28.416	22.891	1'38.386	279,1	14:28'05.360
18	32.014	14.713	28.447	22.865	1'38.039	282,0	14:29'35.240	18	32.029	14.883	28.489	22.916	1'38.317	279,8	14:29'43.677
19	32.048	14.642	28.444	22.664	1'37.798	281,3	14:31'13.038	19	32.137	14.741	28.465	22.942	1'38.285	282,0	14:31'21.962
20	31.989	14.682	28.466	22.636	1'37.773	283,5	14:32'50.811	20	32.300	14.879	28.524	22.868	1'38.571	280,5	14:33'00.533
21	32.038	14.705	28.651	23.050	1'38.444	282,7	14:34'29.255	21	32.361	14.874	28.562	22.950	1'38.747	279,1	14:34'39.280
Race Time 34'11.009								Race Time 34'21.034							
23°								29 L. BERNARDI [1'36.698]							
Lap	Seg.1	Seg.2	Seg.3	Seg.4	Lap Time	km/h	Local Time	Lap	Seg.1	Seg.2	Seg.3	Seg.4	Lap Time	km/h	Local Time
1					14.920	29.132	22.857	1'46.089	275,5	14:02'04.335					
2	32.306	14.617	28.364	22.605	1'37.892	285,0	14:03'42.227	2	32.306	14.617	28.364	22.605	1'37.892	285,0	14:03'42.227
3	31.740	14.603	28.404	22.430	1'37.177	285,7	14:05'19.404	3	31.740	14.603	28.404	22.430	1'37.177	285,7	14:05'19.404

23/04/2022

P = Pits In/Out - C = Lap Time Cancelled

These data/results cannot be reproduced, stored and/or transmitted in whole or in part by any manner of electronic, mechanical, photocopying, recording, broadcasting or otherwise now known or herein after developed without the previous express consent by the copyright owner, except for reproduction in daily press and regular printed publications on sale to the public within 60 days of the event related to those data/results and always provided that copyright symbol appears together as follows below.

© DORNA WSBK ORGANIZATION Srl 2022



Motul Dutch Round, 22-24 April 2022

Chronological Analysis Race 1

Start at 14:00'18.246

4	31.723	14.694	28.222	22.635	1'37.274	286,5	14:06'56.678
5	31.745	14.701	28.316	22.447	1'37.209	289,5	14:08'33.887
6	31.897	14.625	28.300	22.659	1'37.481	290,3	14:10'11.368
7	31.698	14.529	28.238	22.570	1'37.035	290,3	14:11'48.403
8	31.743	14.532	28.164	22.718	1'37.157	289,5	14:13'25.560
9	31.860	14.602	28.230	22.821	1'37.513	289,5	14:15'03.073
10	31.913	14.610	28.219	22.483	1'37.225	288,8	14:16'40.298
11	31.958	14.620	28.201	22.414	1'37.193	288,0	14:18'17.491
12	31.821	14.489	28.168	22.752	1'37.230	288,8	14:19'54.721
13	31.953	14.487	28.121	22.483	1'37.044	292,7	14:21'31.765
14	31.741	14.480	28.046	22.736	1'37.003	289,5	14:23'08.768
15	31.713	14.474	28.046	22.465	1'36.698	291,1	14:24'45.466
16	31.852	14.692	27.955	22.569	1'37.068	289,5	14:26'22.534
17	31.801	14.483	28.086	22.501	1'36.871	291,9	14:27'59.405
18	31.704	14.515	27.980	22.656	1'36.855	290,3	14:29'36.260
19	31.917	14.604	28.254	22.392	1'37.167	289,5	14:31'13.427
20	32.209	14.505	28.099	22.705	1'37.518	291,9	14:32'50.945
21	32.120	14.655	28.370	22.996	1'38.141	279,8	14:34'29.086

Race Time 34'10.840

24° 52 O. KONIG [1'38.007]							
Lap	Seg.1	Seg.2	Seg.3	Seg.4	Lap Time	km/h	Local Time
1		14.768	28.629	23.064	1'45.521	291,1	14:02'03.767
2	32.061	14.693	28.707	22.989	1'38.450	282,7	14:03'42.217
3	32.236	14.655	28.634	22.879	1'38.404	283,5	14:05'20.621
4	32.002	14.672	28.547	23.001	1'38.222	280,5	14:06'58.843
5	31.980	14.755	28.757	22.827	1'38.319	280,5	14:08'37.162
6	32.031	14.719	28.386	23.134	1'38.270	282,0	14:10'15.432
7	32.125	14.732	28.602	23.179	1'38.638	279,8	14:11'54.070
8	32.139	14.728	28.559	22.907	1'38.333	282,0	14:13'32.403
9	32.151	14.721	28.670	23.337	1'38.879	282,7	14:15'11.282
10	32.098	14.753	28.563	23.322	1'38.736	282,0	14:16'50.018
11	32.025	14.695	28.588	23.120	1'38.428	283,5	14:18'28.446
12	32.077	14.658	28.510	23.053	1'38.298	281,3	14:20'06.744
13	32.071	14.716	28.624	23.213	1'38.624	284,2	14:21'45.368
14	32.189	14.716	28.358	23.211	1'38.474	282,0	14:23'23.842
15	32.027	14.674	28.458	22.848	1'38.007	282,0	14:25'01.849
16	32.296	14.790	28.507	23.097	1'38.690	282,7	14:26'40.539
17	32.276	14.729	28.496	22.993	1'38.494	281,3	14:28'19.033
18	32.079	14.726	28.540	23.019	1'38.364	280,5	14:29'57.397
19	32.201	14.769	28.579	23.079	1'38.628	282,0	14:31'36.025
20	32.124	14.755	28.548	23.082	1'38.509	282,0	14:33'14.534
21	32.141	14.803	28.605	23.115	1'38.664	282,7	14:34'53.198

Race Time 34'34.952

23/04/2022

P = Pits In/Out - C = Lap Time Cancelled

These data/results cannot be reproduced, stored and/or transmitted in whole or in part by any manner of electronic, mechanical, photocopying, recording, broadcasting or otherwise now known or herein after developed without the previous express consent by the copyright owner, except for reproduction in daily press and regular printed publications on sale to the public within 60 days of the event related to those data/results and always provided that copyright symbol appears together as follows below.

© DORNA WSBK ORGANIZATION Srl 2022