

TT Circuit Assen 4.542 m

**Motul Dutch Round, 22-24 April 2022**  
**Chronological Analysis Race 1**

Start at 15:15'34.775

1 / 4

1° 77 D. AEGERTER [1'37.926]							
Lap	Seg1	Seg2	Seg3	Seg4	Lap Time	km/h	Local Time
1		15.179	28.365	23.047	1'43.509	247,1	15:17'18.284
2	32.041	15.155	28.281	23.239	1'38.716	246,6	15:18'57.000
3	32.147	15.008	28.347	23.107	1'38.609	247,1	15:20'35.609
4	32.663	15.083	28.911	23.095	1'39.752	250,0	15:22'15.361
5	32.254	15.056	28.266	22.891	1'38.467	250,6	15:23'53.828
6	32.112	15.031	28.219	22.825	1'38.187	250,0	15:25'32.015
7	32.478	15.125	28.410	22.809	1'38.822	250,6	15:27'10.837
8	32.167	15.037	28.205	22.828	1'38.237	247,7	15:28'49.074
9	<b>31.985</b>	<b>14.963</b>	28.198	<b>22.780</b>	<b>1'37.926</b>	250,0	15:30'27.000
10	32.317	15.035	28.283	22.906	1'38.541	250,0	15:32'05.541
11	32.380	15.061	<b>28.126</b>	22.797	1'38.364	248,8	15:33'43.905
12	32.155	15.022	28.348	22.903	1'38.428	249,4	15:35'22.333
13	32.207	15.055	28.329	22.987	1'38.578	249,4	15:37'00.911
Last Passing Point I3.1 at 15:38'29.380							

2° 28 G. VAN STRAALEN [1'38.007]							
Lap	Seg1	Seg2	Seg3	Seg4	Lap Time	km/h	Local Time
1		15.202	28.415	<b>22.528</b>	1'43.996	252,3	15:17'18.771
2	32.232	15.064	28.264	22.947	1'38.507	250,0	15:18'57.278
3	32.458	15.079	28.291	22.655	1'38.483	<b>254,1</b>	15:20'35.761
4	32.666	15.046	28.890	22.806	1'39.408	250,6	15:22'15.169
5	32.181	15.151	28.263	22.749	1'38.344	247,1	15:23'53.513
6	<b>32.148</b>	15.067	28.178	22.614	<b>1'38.007</b>	246,6	15:25'31.520
7	32.188	15.204	28.222	22.794	1'38.408	244,3	15:27'09.928
8	32.245	15.116	28.340	22.792	1'38.493	244,3	15:28'48.421
9	32.230	15.090	28.262	22.813	1'38.395	245,5	15:30'26.816
10	32.230	15.149	28.264	22.898	1'38.541	246,6	15:32'05.357
11	32.242	<b>15.034</b>	<b>28.142</b>	22.824	1'38.242	245,5	15:33'43.599
12	32.179	15.101	28.358	22.864	1'38.502	244,9	15:35'22.101
13	32.182	15.158	28.355	22.879	1'38.574	244,9	15:37'00.675
Last Passing Point I3.1 at 15:38'29.461							

3° 11 N. BULEGA [1'38.256]							
Lap	Seg1	Seg2	Seg3	Seg4	Lap Time	km/h	Local Time
1		15.198	28.290	22.923	1'43.794	<b>252,9</b>	15:17'18.569
2	<b>31.989</b>	15.152	<b>28.227</b>	23.271	1'38.639	249,4	15:18'57.208
3	32.200	15.127	28.254	22.881	1'38.462	250,0	15:20'35.670
4	32.354	15.134	28.426	22.779	1'38.693	248,3	15:22'14.363
5	32.314	15.161	28.319	22.857	1'38.651	248,8	15:23'53.014
6	32.329	15.144	28.323	22.949	1'38.745	247,7	15:25'31.759
7	32.541	15.151	28.403	22.940	1'39.035	247,7	15:27'10.794
8	32.470	15.121	28.303	22.761	1'38.655	250,6	15:28'49.449
9	32.203	<b>15.038</b>	28.265	22.750	<b>1'38.256</b>	250,6	15:30'27.705
10	32.259	15.119	28.365	22.819	1'38.562	250,6	15:32'06.267
11	32.398	15.136	28.345	22.793	1'38.672	249,4	15:33'44.939
12	32.402	15.129	28.365	<b>22.715</b>	1'38.611	248,3	15:35'23.550
13	32.266	15.171	28.438	22.775	1'38.650	248,3	15:37'02.200
Last Passing Point I3.1 at 15:38'31.176							

4° 64 F. CARICASULO [1'38.317]							
Lap	Seg1	Seg2	Seg3	Seg4	Lap Time	km/h	Local Time
1		15.497	28.726	22.869	1'44.650	<b>251,2</b>	15:17'19.425
2	<b>32.218</b>	<b>15.109</b>	<b>28.235</b>	<b>22.755</b>	<b>1'38.317</b>	246,0	15:18'57.742
3	32.453	15.120	28.300	22.803	1'38.676	250,0	15:20'36.418
4	32.567	15.287	29.445	22.832	1'40.131	249,4	15:22'16.549
5	32.372	15.123	28.666	22.783	1'38.944	249,4	15:23'55.493
6	32.475	15.255	28.563	22.835	1'39.128	247,7	15:25'34.621
7	32.520	15.265	28.479	22.895	1'39.159	244,9	15:27'13.780
8	32.239	15.240	28.393	22.799	1'38.671	244,9	15:28'52.451
9	32.368	15.227	28.455	22.857	1'38.907	248,8	15:30'31.358
10	32.393	15.171	28.449	22.940	1'38.953	248,3	15:32'10.311
11	32.419	15.168	28.772	23.265	1'39.624	247,1	15:33'49.935
12	32.547	15.297	28.455	22.985	1'39.284	244,3	15:35'29.219

13	32.299	15.185	28.465	22.959	1'38.908	245,5	15:37'08.127
Last Passing Point I3.1 at 15:38'37.276							

RET 7 L. BALDASSARRI [1'38.356]								
Lap	Seg1	Seg2	Seg3	Seg4	Lap Time	km/h	Local Time	
1			15.096	28.508	22.864	1'44.185	<b>257,1</b>	15:17'18.960
2	<b>32.168</b>	15.141	<b>28.265</b>	<b>22.782</b>	<b>1'38.356</b>	254,7	15:18'57.316	
3	32.357	<b>15.057</b>	28.274	22.849	1'38.537	253,5	15:20'35.853	
4	32.698	15.115	55.637	36.206	2'19.656P	253,5	15:22'55.509	
Last Passing Point FL at 15:22'55.509								

6° 66 N. TUULI [1'38.387]								
Lap	Seg1	Seg2	Seg3	Seg4	Lap Time	km/h	Local Time	
1			15.210	28.273	22.970	1'45.079	253,5	15:17'19.854
2	32.236	<b>15.118</b>	28.307	<b>22.746</b>	1'38.407	250,6	15:18'58.261	
3	<b>32.150</b>	15.195	<b>28.232</b>	<b>22.810</b>	<b>1'38.387</b>	253,5	15:20'36.648	
4	32.432	15.198	28.494	22.930	1'39.054	<b>255,3</b>	15:22'15.702	
5	32.471	15.257	28.415	22.934	1'39.077	251,2	15:23'54.779	
6	32.719	15.206	28.450	22.947	1'39.322	248,8	15:25'34.101	
7	32.644	15.233	28.448	22.804	1'39.129	248,3	15:27'13.230	
8	32.405	15.284	28.325	22.971	1'38.985	248,3	15:28'52.215	
9	32.381	15.212	28.475	22.828	1'38.896	249,4	15:30'31.111	
10	32.417	15.174	28.518	22.954	1'39.063	249,4	15:32'10.174	
11	32.414	15.287	28.931	23.167	1'39.799	247,1	15:33'49.973	
12	32.727	15.311	28.379	23.128	1'39.545	250,0	15:35'29.518	
13	32.366	15.248	28.379	22.833	1'38.826	250,0	15:37'08.344	
Last Passing Point I3.1 at 15:38'37.447								

RET 62 S. MANZI [1'38.452]								
Lap	Seg1	Seg2	Seg3	Seg4	Lap Time	km/h	Local Time	
1			15.369	28.509	22.915	1'44.834	251,2	15:17'19.609
2	<b>32.233</b>	<b>15.115</b>	28.411	22.968	1'38.727	251,2	15:18'58.336	
3	32.258	15.154	<b>28.290</b>	22.750	<b>1'38.452</b>	251,7	15:20'36.788	
4	32.473	15.309	28.571	<b>22.676</b>	1'39.029	251,7	15:22'15.817	
5	32.519	15.177	28.385	22.940	1'39.021	<b>252,9</b>	15:23'54.838	
Last Passing Point I2 at 15:24'42.534								

8° 16 J. CLUZEL [1'38.495]								
Lap	Seg1	Seg2	Seg3	Seg4	Lap Time	km/h	Local Time	
1			15.479	28.464	23.009	1'45.304	251,2	15:17'20.079
2	32.263	15.330	<b>28.251</b>	22.717	1'38.561	249,4	15:18'58.640	
3	32.259	15.208	28.277	22.751	<b>1'38.495</b>	251,2	15:20'37.135	
4	32.348	15.287	28.816	22.806	1'39.257	<b>252,9</b>	15:22'16.392	
5	32.278	15.237	28.532	<b>22.715</b>	1'38.762	251,7	15:23'55.154	
6	32.524	15.203	28.459	22.837	1'39.023	<b>252,9</b>	15:25'34.177	
7	32.323	15.303	28.393	22.818	1'38.837	246,6	15:27'13.014	
8	32.284	15.268	28.373	22.987	1'38.912	246,6	15:28'51.926	
9	<b>32.186</b>	15.244	28.349	22.902	1'38.681	247,7	15:30'30.607	
10	32.241	15.218	28.353	22.970	1'38.782	248,8	15:32'09.389	
11	32.383	15.196	28.395	22.965	1'38.939	247,7	15:33'48.328	
12	32.288	15.233	28.493	22.832	1'38.846	247,1	15:35'27.174	
13	32.273	<b>15.184</b>	28.644	22.929	1'39.030	247,7	15:37'06.204	
Last Passing Point I3.1 at 15:38'35.105								

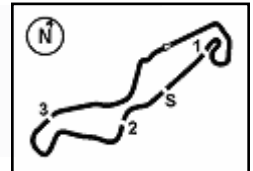
9° 52 P. HOBELSBERGER [1'38.525]								
Lap	Seg1	Seg2	Seg3	Seg4	Lap Time	km/h	Local Time	
1			15.408	28.483	23.001	1'46.574	<b>253,5</b>	15:17'21.349
2	32.829	15.404	28.414	23.061	1'39.708	247,1	15:19'01.057	
3	<b>32.232</b>	15.182	28.310	22.801	<b>1'38.525</b>	248,3	15:20'39.582	
4	32.434	15.283	28.538	<b>22.717</b>	1'38.972	249,4	15:22'18.554	
5	32.581	15.434	28.565	22.946	1'39.526	250,6	15:23'58.080	
6	32.577	15.282	28.589	23.000	1'39.448	247,1	15:25'37.528	
7	33.646	15.347	28.366	22.940	1'40.299	247,1	15:27'17.827	
8	32.388	15.299	28.430	22.903	1'39.020	247,7	15:28'56.847	
9	32.386	15.173	28.352	22.959	1'38.870	248,3	15:30'35.717	
10	32.334	15.190	28.340	22.984	1'38.848	250,6	15:32'14.565	
11	32.647	<b>15.172</b>	28.441	23.013	1'39.273	250,0	15:33'53.838	

23/04/2022

P = Pits In/Out - C = Lap Time Cancelled

These data/results cannot be reproduced, stored and/or transmitted in whole or in part by any manner of electronic, mechanical, photocopying, recording, broadcasting or otherwise now known or herein after developed without the previous express consent by the copyright owner, except for reproduction in daily press and regular printed publications on sale to the public within 60 days of the event related to those data/results and always provided that copyright symbol appears together as follows below.

© DORNA WSBK ORGANIZATION Srl 2022



TT Circuit Assen 4.542 m

**Motul Dutch Round, 22-24 April 2022**  
**Chronological Analysis Race 1**

Start at 15:15'34.775

2 / 4

12	32.827	15.238	<b>28.289</b>	23.004	1'39.358	249,4	15:35'33.196	3	32.820	15.499	28.756	23.300	1'40.375	<b>252,3</b>	15:20'43.417
13	32.519	15.254	28.371	22.977	1'39.121	249,4	15:37'12.317	4	32.565	15.226	28.508	<b>22.763</b>	1'39.062	248,8	15:22'22.479
Last Passing Point I3 at 15:38'28.550								5	32.537	15.305	28.650	22.774	1'39.266	250,0	15:24'01.745

RET 61 C. ONCU (1'38.747)							
Lap	Seg1	Seg2	Seg3	Seg4	Lap Time	km/h	Local Time
1		15.190	28.250	23.141	1'43.714	250,6	15:17'18.489
2	32.401	15.044	<b>28.173</b>	23.178	1'38.796	248,3	15:18'57.285
3	32.748	14.984	28.175	<b>22.840</b>	1'38.747	252,3	15:20'36.032
4	32.885	<b>14.947</b>	28.626	23.140	1'39.598	<b>253,5</b>	15:22'15.630
Last Passing Point SPD at 15:22'53.216							

RET 25 M. BRENNER (1'38.944)							
Lap	Seg1	Seg2	Seg3	Seg4	Lap Time	km/h	Local Time
1		15.574	28.609	23.252	1'46.291	<b>248,3</b>	15:17'21.066
2	33.020	15.587	28.487	23.235	1'40.329	241,6	15:19'01.395
3	32.508	15.324	28.377	22.980	1'39.189	245,5	15:20'40.584
4	<b>32.368</b>	15.324	29.249	23.986	1'40.927	245,5	15:22'21.511
5	32.842	15.553	28.450	22.957	1'39.802	245,5	15:24'01.313
6	32.961	15.540	28.537	23.478	1'40.516	247,1	15:25'41.829
7	32.734	15.296	28.398	23.020	1'39.448	247,1	15:27'21.277
8	33.103	15.385	28.761	23.007	1'40.256	247,1	15:29'01.533
9	32.716	15.326	28.547	22.932	1'39.521	244,9	15:30'41.054
10	32.593	15.331	28.575	23.043	1'39.542	244,9	15:32'20.596
11	32.439	15.256	<b>28.309</b>	23.067	1'39.071	246,0	15:33'59.667
12	32.536	15.274	28.578	23.110	1'39.498	246,6	15:35'39.165
13	32.452	<b>15.244</b>	28.394	<b>22.854</b>	<b>1'38.944</b>	247,1	15:37'18.109
Last Passing Point I2 at 15:38'06.491							

12° 38 H. SOOMER (1'38.959)							
Lap	Seg1	Seg2	Seg3	Seg4	Lap Time	km/h	Local Time
1		15.437	28.413	22.984	1'45.609	<b>254,1</b>	15:17'20.384
2	32.368	15.334	28.507	23.017	1'39.226	248,8	15:18'59.610
3	33.283	<b>15.207</b>	28.390	23.008	1'39.888	246,6	15:20'39.498
4	32.360	15.298	28.420	<b>22.881</b>	<b>1'38.959</b>	246,6	15:22'18.457
5	32.606	15.592	28.579	23.223	1'40.000	247,7	15:23'58.457
6	32.519	15.303	28.453	22.921	1'39.196	246,6	15:25'37.653
7	32.549	15.437	<b>28.314</b>	22.920	1'39.220	246,0	15:27'16.873
8	<b>32.255</b>	15.297	28.648	22.980	1'39.180	246,6	15:28'56.053
9	32.424	15.285	28.467	23.076	1'39.252	247,7	15:30'35.305
10	32.342	15.231	28.456	23.083	1'39.112	248,8	15:32'14.417
11	32.470	15.251	28.543	23.023	1'39.287	246,6	15:33'53.704
12	32.419	15.330	28.342	23.066	1'39.157	246,6	15:35'32.861
13	32.511	15.356	28.403	22.928	1'39.198	246,6	15:37'12.059
Last Passing Point I3 at 15:38'28.183							

RET 69 T. BOOTH-AMOS (1'39.001)							
Lap	Seg1	Seg2	Seg3	Seg4	Lap Time	km/h	Local Time
1		15.599	28.706	23.334	1'47.306	<b>252,9</b>	15:17'22.081
2	32.969	15.411	29.259	23.075	1'40.714	245,5	15:19'02.795
3	32.879	15.576	28.703	23.167	1'40.325	247,1	15:20'43.120
4	<b>32.349</b>	15.309	28.563	23.094	1'39.315	246,6	15:22'22.435
5	32.854	15.270	28.636	22.987	1'39.747	250,0	15:24'02.182
6	32.609	15.246	28.498	23.067	1'39.420	247,7	15:25'41.602
7	32.643	15.205	28.543	23.155	1'39.546	249,4	15:27'21.148
8	33.080	15.341	28.585	22.877	1'39.883	247,7	15:29'01.031
9	32.357	15.153	28.561	22.930	<b>1'39.001</b>	248,3	15:30'40.032
10	32.548	15.352	28.649	22.934	1'39.483	250,0	15:32'19.515
11	32.604	15.378	28.665	<b>22.870</b>	1'39.517	248,8	15:33'59.032
12	32.653	15.243	<b>28.490</b>	22.987	1'39.373	245,5	15:35'38.405
13	32.477	<b>15.127</b>	28.863	22.971	1'39.438	247,1	15:37'17.843
Last Passing Point SPD at 15:37'55.978							

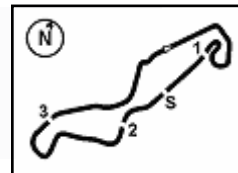
14° 3 R. DE ROSA (1'39.049)							
Lap	Seg1	Seg2	Seg3	Seg4	Lap Time	km/h	Local Time
1		15.798	29.033	23.253	1'48.072	250,6	15:17'22.847
2	32.856	15.276	28.893	23.170	1'40.195	250,6	15:19'03.042

5	32.537	15.305	28.650	22.774	1'39.266	250,0	15:24'01.745	6	32.651	15.200	28.650	23.092	1'39.593	251,7	15:25'41.338
7	32.786	15.174	28.594	22.906	1'39.460	248,8	15:27'20.798	8	32.532	15.309	<b>28.494</b>	22.898	1'39.233	246,6	15:29'00.031
9	<b>32.340</b>	15.219	28.607	22.914	1'39.080	246,0	15:30'39.111	10	32.802	15.236	28.608	23.063	1'39.709	<b>252,3</b>	15:32'18.820
11	32.465	15.207	28.549	23.108	1'39.329	245,5	15:33'58.149	12	32.432	15.294	28.533	22.985	1'39.244	243,8	15:35'37.393
13	32.465	15.201	28.518	22.865	<b>1'39.049</b>	247,1	15:37'16.442	Last Passing Point I3 at 15:38'32.836							

15° 99 A. HUERTAS (1'39.071)							
Lap	Seg1	Seg2	Seg3	Seg4	Lap Time	km/h	Local Time
1		15.438	28.626	23.282	1'46.392	<b>252,3</b>	15:17'21.167
2	32.829	15.373	28.559	23.052	1'39.813	242,2	15:19'00.980
3	32.682	15.326	28.511	22.977	1'39.496	243,2	15:20'40.476
4	32.716	15.337	28.639	22.981	1'39.673	246,6	15:22'20.149
5	32.512	15.461	28.568	22.999	1'39.540	242,7	15:23'59.689
6	32.560	15.406	28.637	23.033	1'39.636	241,6	15:25'39.325
7	32.650	15.478	28.498	23.009	1'39.635	241,6	15:27'18.960
8	32.505	15.484	28.579	23.142	1'39.710	241,6	15:28'58.670
9	32.719	15.464	28.726	23.256	1'40.165	240,5	15:30'38.835
10	32.919	15.615	28.536	23.160	1'40.230	243,8	15:32'19.065
11	32.623	15.332	28.409	23.009	1'39.373	243,8	15:33'58.438
12	32.710	15.420	28.451	22.991	1'39.572	244,9	15:35'38.010
13	<b>32.420</b>	<b>15.282</b>	<b>28.402</b>	<b>22.967</b>	<b>1'39.071</b>	246,6	15:37'17.081
Last Passing Point I3 at 15:38'33.326							

16° 24 L. TACCINI (1'39.109)							
Lap	Seg1	Seg2	Seg3	Seg4	Lap Time	km/h	Local Time
1		15.426	28.574	23.247	1'46.430	<b>256,5</b>	15:17'21.205
2	33.677	15.308	28.460	23.386	1'40.831	246,6	15:19'02.036
3	32.444	15.234	28.545	22.933	1'39.156	248,8	15:20'41.192
4	33.091	15.512	28.688	23.332	1'40.623	248,8	15:22'21.815
5	32.775	15.415	28.440	22.980	1'39.610	252,3	15:24'01.425
6	32.646	15.249	28.660	22.950	1'39.505	248,8	15:25'40.930
7	32.671	15.248	28.601	23.238	1'39.758	248,8	15:27'20.688
8	32.874	15.263	28.529	<b>22.880</b>	1'39.546	247,1	15:29'00.234
9	32.457	<b>15.192</b>	28.493	23.048	1'39.190	248,3	15:30'39.424
10	32.820	15.380	28.441	23.216	1'39.857	249,4	15:32'19.281
11	32.686	15.231	<b>28.424</b>	23.025	1'39.366	248,3	15:33'58.647
12	<b>32.402</b>	15.205	28.462	23.108	1'39.177	246,6	15:35'37.824
13	32.481	15.221	28.480	22.927	<b>1'39.109</b>	247,7	15:37'16.933
Last Passing Point I3 at 15:38'33.159							

17° 55 Y. MONTELLA (1'39.193)							
Lap	Seg1	Seg2	Seg3	Seg4	Lap Time	km/h	Local Time
1		15.561	28.717	23.089	1'47.215	249,4	15:17'21.990
2	32.653	15.353	28.752	23.258	1'40.016	248,3	15:19'02.006
3	32.708	15.325	28.570	23.002	1'39.605	249,4	15:20'41.611
4	32.553	15.279	28.645	23.062	1'39.539	248,3	15:22'21.150
5	32.509	15.451	28.619	23.176	1'39.755	246,0	15:24'00.905
6	32.596	15.361	28.734	23.189	1'39.880	246,0	15:25'40.785
7	32.564	15.394	28.578	23.410	1'39.946	246,0	15:27'20.731
8	33.026	15.415	28.466	22.909	1'39.816	247,1	15:29'00.547
9	32.441	15.304	28.506	22.942	<b>1'39.193</b>	248,3	15:30'39.740
10	32.617	15.505	28.859	22.971	1'39.952	<b>250,6</b>	15:32'19.692
11	32.655	15.310	28.663	22.961	1'39.589	250,0	15:33'59.281
12	32.609	15.377	<b>28.407</b>	<b>22.872</b>	1'39.265	247,7	15:35'38.546
1							



TT Circuit Assen 4.542 m

**Motul Dutch Round, 22-24 April 2022**

**Chronological Analysis Race 1**

Start at 15:15'34.775

3 / 4

Lap	Seg1	Seg2	Seg3	Seg4	Lap Time	km/h	Local Time
1	15.606	28.768	23.107	1'47.475	250,0	15:17'22.250	3
2	33.041	15.322	<b>28.580</b>	23.168	1'40.111	247,7	15:19'02.361
3	32.577	15.302	28.594	22.965	1'39.438	250,6	15:20'41.799
4	32.633	15.250	28.897	22.969	1'39.749	<b>253,5</b>	15:22'21.548
5	<b>32.529</b>	15.269	28.733	23.056	1'39.587	249,4	15:24'01.135
6	32.731	15.315	28.947	23.049	1'40.042	248,8	15:25'41.177
7	32.801	15.200	28.642	23.194	1'39.837	250,6	15:27'21.014
8	33.052	15.308	29.009	22.953	1'40.322	249,4	15:29'01.336
9	32.613	15.143	28.755	22.943	1'39.454	251,7	15:30'40.790
10	32.690	15.267	29.004	23.199	1'40.160	251,2	15:32'20.950
11	32.690	<b>15.125</b>	28.728	<b>22.817</b>	<b>1'39.360</b>	250,6	15:34'00.310
12	32.629	15.162	28.721	22.965	1'39.477	247,7	15:35'39.787
13	32.600	15.204	28.733	22.939	1'39.476	248,8	15:37'19.263

Last Passing Point I2 at 15:38'18.966

**19° 54 B. SOFUOGLU [1'39.385]**

Lap	Seg1	Seg2	Seg3	Seg4	Lap Time	km/h	Local Time
1	15.793	29.113	23.420	1'49.097	254,1	15:17'23.872	1
2	33.096	15.420	28.824	23.124	1'40.464	<b>254,7</b>	15:19'04.336
3	32.703	15.410	29.331	23.613	1'41.057	250,6	15:20'45.393
4	33.046	15.469	28.898	23.442	1'40.855	246,6	15:22'26.248
5	32.687	15.508	28.824	23.289	1'40.308	247,1	15:24'06.556
6	32.642	15.349	28.962	23.157	1'40.110	246,6	15:25'46.666
7	32.693	15.439	28.785	23.059	1'39.976	247,1	15:27'26.642
8	32.660	15.434	28.801	23.001	1'39.896	247,1	15:29'06.538
9	32.519	15.242	28.660	23.112	1'39.533	248,8	15:30'46.071
10	32.488	15.297	28.643	<b>22.957</b>	<b>1'39.385</b>	248,8	15:32'25.456
11	<b>32.327</b>	<b>15.215</b>	28.920	23.048	1'39.510	250,6	15:34'04.966
12	32.505	15.322	<b>28.575</b>	22.993	1'39.395	245,5	15:35'44.361
13	32.567	15.480	28.714	23.081	1'39.842	248,3	15:37'24.203

Last Passing Point I2.1 at 15:38'33.495

**20° 71 T. EDWARDS [1'39.590]**

Lap	Seg1	Seg2	Seg3	Seg4	Lap Time	km/h	Local Time
1	15.816	28.737	23.325	1'48.025	<b>253,5</b>	15:17'22.800	1
2	33.401	<b>15.231</b>	28.749	23.086	1'40.467	251,2	15:19'03.267
3	32.778	15.482	28.795	23.257	1'40.312	<b>253,5</b>	15:20'43.579
4	32.666	15.388	28.799	<b>23.084</b>	1'39.937	251,7	15:22'23.516
5	<b>32.582</b>	15.357	<b>28.535</b>	23.116	<b>1'39.590</b>	250,6	15:24'03.106
6	32.801	15.332	28.873	23.307	1'40.313	247,1	15:25'43.419
7	32.710	15.382	28.630	23.218	1'39.940	247,1	15:27'23.359
8	32.739	15.436	28.613	23.098	1'39.886	248,8	15:29'03.245
9	32.631	15.385	32.952	41.506	2'02.474P	247,7	15:31'05.719

Last Passing Point FL at 15:31'05.719

**21° 32 O. BAYLISS [1'39.592]**

Lap	Seg1	Seg2	Seg3	Seg4	Lap Time	km/h	Local Time
1	15.555	28.861	23.274	1'47.745	<b>254,7</b>	15:17'22.520	1
2	32.959	15.316	28.697	23.225	1'40.197	250,0	15:19'02.717
3	32.979	15.435	28.747	23.314	1'40.475	247,7	15:20'43.192
4	32.879	15.374	28.755	<b>22.893</b>	1'39.901	248,3	15:22'23.093
5	32.662	15.270	28.733	22.956	1'39.621	252,3	15:24'02.714
6	32.751	15.325	29.001	23.079	1'40.156	250,0	15:25'42.870
7	32.733	15.337	28.745	23.173	1'39.988	247,1	15:27'22.858
8	32.628	15.432	28.759	23.233	1'40.052	247,1	15:29'02.910
9	32.677	<b>15.191</b>	28.630	23.094	<b>1'39.592</b>	248,8	15:30'42.502
10	32.749	15.222	28.769	23.087	1'39.827	248,8	15:32'22.329
11	32.596	15.302	28.645	23.090	1'39.633	247,7	15:34'01.962
12	32.626	15.351	28.611	23.089	1'39.677	247,1	15:35'41.639
13	<b>32.583</b>	15.283	<b>28.600</b>	23.162	1'39.628	248,8	15:37'21.267

Last Passing Point I2.1 at 15:38'30.761

**22° 17 K. SMITH [1'39.647]**

Lap	Seg1	Seg2	Seg3	Seg4	Lap Time	km/h	Local Time
1	15.790	28.940	23.303	1'48.309	<b>251,7</b>	15:17'23.084	1
2	33.509	15.382	28.531	<b>23.083</b>	1'40.505	244,3	15:19'03.589

**23° 56 P. SEBESTYEN [1'39.777]**

Lap	Seg1	Seg2	Seg3	Seg4	Lap Time	km/h	Local Time
1	15.450	28.823	23.163	1'47.047	253,5	15:17'21.822	1
2	32.620	15.456	<b>28.475</b>	23.226	<b>1'39.777</b>	248,8	15:19'01.599
3	<b>32.572</b>	15.257	29.001	23.035	1'39.865	251,2	15:20'41.464
4	33.011	15.446	28.885	23.377	1'40.719	250,0	15:22'22.183
5	32.611	<b>15.248</b>	29.462	<b>23.026</b>	1'40.347	<b>254,1</b>	15:24'02.530
6	32.652	15.453	29.256	23.274	1'40.635	248,3	15:25'43.165
7	32.696	15.323	28.844	23.120	1'39.983	251,7	15:27'23.148
8	32.771	15.385	29.175	23.312	1'40.643	247,7	15:29'03.791
9	32.707	15.253	29.503	23.432	1'40.895	250,6	15:30'44.686
10	32.636	15.282	28.869	23.327	1'40.114	249,4	15:32'24.800
11	32.753	15.327	28.938	23.355	1'40.373	248,3	15:34'05.173
12	32.958	15.388	28.988	23.601	1'40.935	246,6	15:35'46.108
13	33.100	15.318	29.190	36.047	1'53.655P	247,7	15:37'39.763

Last Passing Point FL at 15:37'39.763

**24° 74 J. VAN SIKKELERUS [1'40.031]**

Lap	Seg1	Seg2	Seg3	Seg4	Lap Time	km/h	Local Time
1	16.016	29.137	23.453	1'49.302	<b>249,4</b>	15:17'24.077	1
2	33.185	15.448	28.961	23.356	1'40.950	246,0	15:19'05.027
3	32.898	15.416	30.310	23.945	1'42.569	247,7	15:20'47.596
4	33.302	15.452	28.861	23.244	1'40.859	244,9	15:22'28.455
5	<b>32.591</b>	15.579	28.736	23.227	1'40.133	245,5	15:24'08.588
6	32.732	15.485	28.770	<b>23.076</b>	1'40.063	245,5	15:25'48.651
7	32.795	15.464	28.917	23.202	1'40.378	244,9	15:27'29.029
8	32.827	15.488	28.737	23.368	1'40.420	243,2	15:29'09.449
9	32.715	15.371	28.766	23.490	1'40.342	244,9	15:30'49.791
10	32.886	15.433	28.820	23.362	1'40.501	244,3	15:32'30.292
11	32.936	15.451	28.803	24.037	1'41.227	244,3	15:34'11.519
12	32.742	15.452	28.790	23.122	1'40.106	246,6	15:35'51.625
13	32.942	<b>15.362</b>	<b>28.630</b>	23.097	<b>1'40.031</b>	246,0	15:37'31.656

Last Passing Point I2 at 15:38'19.796

**25° 12 F. FULIGNI [1'40.086]**

Lap	Seg1	Seg2	Seg3	Seg4	Lap Time	km/h	Local Time
1	15.857	29.209	23.426	1'49.760	<b>249,4</b>	15:17'24.535	1
2	33.265	15.614	29.113	23.388	1'41.380	247,1	15:19'05.915
3	33.018	15.387	30.079	23.311	1'41.795	246,6	15:20'47.710
4	33.318	15.531	29.461	<b>23.111</b>	1'41.421	248,8	15:22'29.131
5	32.695	15.486	29.007	23.124	1'40.312	247,7	15:24'09.443
6	32.849	15.653	29.112	23.258	1'40.872	246,0	15:25'50.315
7	<b>32.690</b>	15.364	<b>28.887</b>	23.145	<b>1'40.086</b>	246,0	15:27'30.401
8	32.750	15.338	29.177	26.231	1'43.496	246,6	15:29'13.897
9	33.086	15.674	29.043	23.314	1'41.117	242,2	15:30'55.014
10	32.866	15.376	28.918	23.348	1'40.508	245,5	15:32'35.522
11	32.916	15.284	28.927	23.150	1'40.277	247,7	15:34'15.799
12	32.985	15.771	29.244	23.779	1'41.779	242,2	15:35'57.578
13	32.707	<b>15.272</b>	28.907	23.376	1'40.262	244,9	15:37'37.840

Last Passing Point I2 at 15:38'25.961

**RET 50 O. VOSTATEK [1'40.216]**

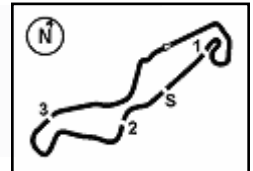
Lap	Seg1	Seg2	Seg3	Seg4	Lap Time	km/h	Local Time
-----	------	------	------	------	----------	------	------------

23/04/2022 P = Pits In/Out - C = Lap Time Cancelled

These data/results cannot be reproduced, stored and/or transmitted in whole or in part by any manner of electronic, mechanical, photocopying, recording, broadcasting or otherwise now known or herein after developed without the previous express consent by the copyright owner, except for reproduction in daily press and regular printed publications on sale to the public within 60 days of the event related to those data/results and always provided that copyright symbol appears together as follows below.

© DORNA WSBK ORGANIZATION Srl 2022





TT Circuit Assen 4.542 m

**Motul Dutch Round, 22-24 April 2022**  
**Chronological Analysis Race 1**

Start at 15:15'34.775

4 / 4

1	15.841	28.948	23.256	1'48.441	<b>252,3</b>	15:17'23.216	10	33.698	15.637	29.632	23.688	1'42.655	245,5	15:32'47.160	
2	<b>32.850</b>	15.536	<b>28.768</b>	<b>23.062</b>	<b>1'40.216</b>	246,0	15:19'03.432	11	33.367	<b>15.476</b>	29.250	23.580	1'41.673	244,3	15:34'28.833
Last Passing Point I3 at 15:20'28.670															
12								12	33.500	15.592	30.223	24.111	1'43.426	243,8	15:36'12.259
13								13	34.084	15.988	29.946	34.921	1'54.939P	244,9	15:38'07.198

Last Passing Point FL at 15:38'07.198

**27° 6 J. BUIS [1'40.217]**

Lap	Seg.1	Seg.2	Seg.3	Seg.4	Lap Time	km/h	Local Time
1		15.666	28.975	23.696	1'49.634	248,8	15:17'24.409
2	33.331	15.386	28.713	<b>23.072</b>	1'40.502	248,3	15:19'04.911
3	33.109	15.454	29.375	23.934	1'41.872	<b>251,2</b>	15:20'46.783
4	33.002	15.455	28.948	23.216	1'40.621	245,5	15:22'27.404
5	32.843	15.450	<b>28.603</b>	23.321	<b>1'40.217</b>	246,6	15:24'07.621
6	32.977	15.458	28.717	23.291	1'40.443	244,9	15:25'48.064
7	33.099	15.506	28.785	23.351	1'40.741	244,9	15:27'28.805
8	33.200	15.528	28.683	23.447	1'40.858	244,9	15:29'09.663
9	32.959	15.456	28.750	23.298	1'40.463	248,8	15:30'50.126
10	32.904	<b>15.373</b>	28.702	24.142	1'41.121	249,4	15:32'31.247
11	<b>32.797</b>	15.432	28.721	23.442	1'40.392	249,4	15:34'11.639
12	32.959	15.374	28.720	23.342	1'40.395	250,0	15:35'52.034
13	32.891	15.382	28.720	23.286	1'40.279	249,4	15:37'32.313

Last Passing Point I2 at 15:38'20.944

**28° 73 M. KOFLER [1'40.217]**

Lap	Seg.1	Seg.2	Seg.3	Seg.4	Lap Time	km/h	Local Time
1		15.679	29.245	23.221	1'48.808	<b>255,3</b>	15:17'23.583
2	33.256	15.295	29.117	23.347	1'41.015	251,2	15:19'04.598
3	32.827	15.331	30.001	23.950	1'42.109	247,1	15:20'46.707
4	33.252	15.461	29.068	23.340	1'41.121	247,1	15:22'27.828
5	<b>32.779</b>	15.390	<b>28.840</b>	<b>23.208</b>	<b>1'40.217</b>	248,8	15:24'08.045
6	32.850	15.383	28.906	23.283	1'40.422	248,8	15:25'48.467
7	33.306	15.387	28.929	23.397	1'41.019	249,4	15:27'29.486
8	32.855	15.406	29.097	23.986	1'41.344	247,1	15:29'10.830
9	33.331	<b>15.274</b>	29.028	23.429	1'41.062	251,2	15:30'51.892
10	33.226	15.582	29.153	23.758	1'41.719	248,3	15:32'33.611
11	33.259	15.421	29.290	23.616	1'41.586	247,1	15:34'15.197
12	33.674	15.551	29.308	23.982	1'42.515	246,0	15:35'57.712
13	33.260	15.419	29.174	23.895	1'41.748	247,7	15:37'39.460

Last Passing Point I2 at 15:38'28.559

**29° 15 E. MCMANUS [1'41.300]**

Lap	Seg.1	Seg.2	Seg.3	Seg.4	Lap Time	km/h	Local Time
1		15.971	29.208	23.727	1'50.304	<b>250,6</b>	15:17'25.079
2	33.236	15.594	28.854	23.772	1'41.456	244,9	15:19'06.535
3	33.113	15.655	30.838	23.990	1'43.596	243,8	15:20'50.131
4	<b>33.028</b>	<b>15.509</b>	30.391	24.147	1'43.075	246,0	15:22'33.206
5	33.107	15.793	29.341	24.069	1'42.310	245,5	15:24'15.516
6	33.299	15.635	29.185	23.834	1'41.953	242,2	15:25'57.469
7	33.167	15.614	29.428	24.142	1'42.351	241,6	15:27'39.820
8	33.377	15.654	29.084	24.049	1'42.164	241,1	15:29'21.984
9	33.243	15.632	28.990	24.607	1'42.472	242,7	15:31'04.456
10	33.212	15.687	29.059	23.986	1'41.944	243,8	15:32'46.400
11	33.086	15.603	29.017	23.873	1'41.579	242,2	15:34'27.979
12	33.246	15.657	<b>28.744</b>	<b>23.653</b>	<b>1'41.300</b>	238,9	15:36'09.279
13	33.119	15.633	28.877	23.809	1'41.438	243,8	15:37'50.717

Last Passing Point SPD at 15:38'29.608

**30° 22 F. FULIGNI [1'41.559]**

Lap	Seg.1	Seg.2	Seg.3	Seg.4	Lap Time	km/h	Local Time
1		16.027	29.580	23.605	1'51.045	<b>249,4</b>	15:17'25.820
2	<b>33.213</b>	15.649	29.343	23.596	1'41.801	246,0	15:19'07.621
3	33.308	15.647	32.216	24.232	1'45.403	243,2	15:20'53.024
4	33.378	15.490	29.687	23.642	1'42.197	243,2	15:22'35.221
5	33.314	15.582	29.268	23.565	1'41.729	244,9	15:24'16.950
6	33.499	15.554	29.401	23.729	1'42.183	243,8	15:25'59.133
7	33.374	15.601	29.329	<b>23.507</b>	1'41.811	243,8	15:27'40.944
8	33.263	15.580	<b>29.195</b>	23.521	<b>1'41.559</b>	244,3	15:29'22.503
9	33.413	15.492	29.212	23.885	1'42.002	245,5	15:31'04.505

23/04/2022 P = Pits In/Out - C = Lap Time Cancelled

These data/results cannot be reproduced, stored and/or transmitted in whole or in part by any manner of electronic, mechanical, photocopying, recording, broadcasting or otherwise now known or herein after developed without the previous express consent by the copyright owner, except for reproduction in daily press and regular printed publications on sale to the public within 60 days of the event related to those data/results and always provided that copyright symbol appears together as follows below.

© DORNA WSBK ORGANIZATION Srl 2022

