

**Motul Dutch Round, 22-24 April 2022**  
**Chronological Analysis Race 2**

Start at 12:30'17.115

1° 77 D. AEGERTER [1'37.958]								4° 61 C. ONCU [1'38.166]							
Lap	Seg1	Seg2	Seg3	Seg4	Lap Time	km/h	Local Time	Lap	Seg1	Seg2	Seg3	Seg4	Lap Time	km/h	Local Time
1		15.102	28.748	22.901	1'44.683	255,3	12:32'01.798	1		15.227	28.296	23.051	1'43.983	251,2	12:32'01.098
2	32.498	14.909	28.249	22.924	1'38.580	255,3	12:33'40.378	2	32.158	15.074	28.114	22.935	1'38.281	251,2	12:33'39.379
3	32.380	14.943	28.320	22.763	1'38.406	254,7	12:35'18.784	3	32.280	15.092	<b>28.061</b>	22.819	1'38.252	250,0	12:35'17.631
4	32.136	14.912	28.272	22.780	1'38.100	252,9	12:36'56.884	4	32.247	15.102	28.243	22.917	1'38.509	250,0	12:36'56.140
5	32.108	14.925	28.317	22.655	1'38.005	252,9	12:38'34.889	5	32.347	15.020	28.301	22.892	1'38.560	250,6	12:38'34.700
6	32.284	14.926	28.395	<b>22.629</b>	1'38.234	253,5	12:40'13.123	6	32.086	15.008	28.293	22.779	<b>1'38.166</b>	250,6	12:40'12.866
7	32.559	14.844	28.406	22.893	1'38.702	<b>256,5</b>	12:41'51.825	7	32.247	15.016	28.607	23.314	1'39.184	252,9	12:41'52.050
8	32.225	15.006	28.253	22.931	1'38.415	253,5	12:43'30.240	8	32.376	14.991	28.299	22.913	1'38.579	257,8	12:43'30.629
9	32.096	15.064	28.557	23.059	1'38.776	254,7	12:45'09.016	9	32.557	14.980	28.243	23.002	1'38.782	<b>258,4</b>	12:45'09.411
10	32.144	14.969	28.360	22.873	1'38.346	254,1	12:46'47.362	10	32.667	<b>14.898</b>	28.402	22.904	1'38.871	<b>258,4</b>	12:46'48.282
11	32.008	14.895	28.412	22.807	1'38.122	251,7	12:48'25.484	11	32.333	15.005	28.401	<b>22.733</b>	1'38.472	253,5	12:48'26.754
12	<b>31.863</b>	14.932	28.412	22.751	<b>1'37.958</b>	250,6	12:50'03.442	12	<b>32.052</b>	15.056	28.432	22.939	1'38.479	252,9	12:50'05.233
13	32.032	14.936	28.269	22.824	1'38.061	253,5	12:51'41.503	13	32.295	15.126	28.325	22.953	1'38.699	254,7	12:51'43.932
14	32.045	14.889	28.299	22.736	1'37.969	252,3	12:53'19.472	14	32.304	15.007	28.327	22.929	1'38.567	253,5	12:53'22.499
15	32.120	<b>14.831</b>	<b>28.195</b>	22.823	1'37.969	253,5	12:54'57.441	15	32.250	15.072	28.263	23.074	1'38.659	254,1	12:55'01.158
16	32.058	14.881	28.444	22.783	1'38.166	252,9	12:56'35.607	16	32.261	15.071	28.340	23.026	1'38.698	254,7	12:56'39.856
17	32.120	14.884	28.507	22.761	1'38.272	254,1	12:58'13.879	17	32.359	14.997	28.412	23.040	1'38.808	254,7	12:58'18.664
18	32.182	14.965	28.662	23.330	1'39.139	252,3	12:59'53.018	18	32.284	15.127	28.454	23.107	1'38.972	252,3	12:59'57.636

Race Time 29'35.903

2° 7 L. BALDASSARRI [1'37.994]								5° 17 K. SMITH [1'38.332]							
Lap	Seg1	Seg2	Seg3	Seg4	Lap Time	km/h	Local Time	Lap	Seg1	Seg2	Seg3	Seg4	Lap Time	km/h	Local Time
1		15.203	28.843	22.895	1'44.540	251,2	12:32'01.655	1		15.456	28.699	23.281	1'47.936	252,9	12:32'05.051
2	32.276	14.970	28.351	22.977	1'38.574	258,4	12:33'40.229	2	33.089	14.983	28.678	22.923	1'39.673	253,5	12:33'44.724
3	32.252	15.013	28.437	22.956	1'38.658	252,9	12:35'18.887	3	33.078	15.121	<b>28.169</b>	22.774	1'39.142	246,6	12:35'23.866
4	32.188	14.910	28.312	22.762	1'38.172	257,1	12:36'57.059	4	32.611	15.113	28.479	22.956	1'39.159	244,9	12:37'03.025
5	32.126	14.921	<b>28.238</b>	22.709	<b>1'37.994</b>	254,7	12:38'35.053	5	<b>32.293</b>	15.084	28.547	23.008	1'38.932	243,2	12:38'41.957
6	32.245	14.941	28.395	<b>22.592</b>	1'38.173	253,5	12:40'13.226	6	32.392	15.088	28.480	23.631	1'39.591	248,8	12:40'21.548
7	32.180	<b>14.746</b>	28.498	23.093	1'38.517	257,1	12:41'51.743	7	32.591	15.027	28.256	23.197	1'39.071	252,9	12:42'00.619
8	32.461	14.947	28.349	22.858	1'38.615	257,8	12:43'30.358	8	32.304	14.997	28.279	<b>22.752</b>	<b>1'38.332</b>	251,2	12:43'38.951
9	32.092	14.841	28.533	23.296	1'38.762	<b>260,2</b>	12:45'09.120	9	32.643	<b>14.850</b>	29.002	23.006	1'39.501	249,4	12:45'18.452
10	32.745	14.870	28.448	22.845	1'38.908	<b>260,2</b>	12:46'48.028	10	32.753	15.026	28.649	23.085	1'39.513	250,6	12:46'57.965
11	32.048	14.982	28.434	22.791	1'38.255	253,5	12:48'26.283	11	32.790	15.049	28.447	22.974	1'39.260	251,2	12:48'37.225
12	31.953	14.985	28.401	22.862	1'38.201	252,3	12:50'04.484	12	32.776	14.997	28.442	23.354	1'39.569	250,0	12:50'16.794
13	32.113	14.905	28.279	22.848	1'38.145	254,7	12:51'42.629	13	32.637	15.153	28.393	23.075	1'39.258	254,7	12:51'56.052
14	<b>31.918</b>	14.858	28.350	22.962	1'38.088	255,9	12:53'20.717	14	32.705	14.980	28.648	23.052	1'39.385	252,9	12:53'35.437
15	32.146	14.859	28.383	23.002	1'38.390	256,5	12:54'59.107	15	32.787	15.000	28.451	22.923	1'39.161	<b>258,4</b>	12:55'14.598
16	32.173	15.022	28.647	22.989	1'38.831	253,5	12:56'37.938	16	32.778	14.981	28.459	23.071	1'39.289	253,5	12:56'53.887
17	32.204	15.027	28.470	23.006	1'38.707	255,9	12:58'16.645	17	32.703	14.936	28.683	23.108	1'39.430	255,3	12:58'33.317
18	32.185	15.049	28.616	23.129	1'38.979	253,5	12:59'55.624	18	32.667	15.103	28.593	22.988	1'39.351	250,0	13:00'12.668

Race Time 29'38.509

3° 11 N. BULEGA [1'38.091]								6° 64 F. CARICASULO [1'38.468]							
Lap	Seg1	Seg2	Seg3	Seg4	Lap Time	km/h	Local Time	Lap	Seg1	Seg2	Seg3	Seg4	Lap Time	km/h	Local Time
1		15.157	28.722	22.874	1'44.838	256,5	12:32'01.953	1		15.303	28.634	22.887	1'44.354	250,0	12:32'01.469
2	32.513	14.999	<b>28.302</b>	22.915	1'38.729	258,4	12:33'40.682	2	32.230	15.081	28.379	23.456	1'39.146	<b>253,5</b>	12:33'40.615
3	32.283	14.981	28.305	22.795	1'38.364	256,5	12:35'19.046	3	32.578	15.060	<b>28.352</b>	22.776	1'38.766	<b>253,5</b>	12:35'19.381
4	32.370	14.949	28.369	<b>22.691</b>	1'38.379	257,1	12:36'57.425	4	32.462	15.016	28.437	22.851	1'38.766	249,4	12:36'58.147
5	32.257	14.938	28.410	22.745	1'38.350	253,5	12:38'35.775	5	<b>32.150</b>	<b>14.981</b>	28.573	<b>22.764</b>	<b>1'38.468</b>	252,3	12:38'36.615
6	<b>32.182</b>	14.886	28.332	<b>22.691</b>	<b>1'38.091</b>	254,7	12:40'13.866	6	1'11.444	17.792	30.852	34.597	2'34.685P	222,7	12:41'11.300
7	32.277	14.879	28.324	22.852	1'38.332	257,1	12:41'52.198	7	1'41.641	15.918	29.297	23.723	2'50.579P	247,1	12:44'01.879
8	32.420	14.987	28.360	22.788	1'38.555	<b>260,9</b>	12:43'30.753	8	32.789	15.218	29.041	23.442	1'40.490	249,4	12:45'42.369
9	32.211	14.868	28.385	22.947	1'38.411	258,4	12:45'09.164	9	32.671	15.129	28.809	23.051	1'39.660	250,6	12:47'22.029
10	32.568	<b>14.830</b>	28.534	23.044	1'38.976	257,8	12:46'48.140	10	32.443	15.157	28.762	23.047	1'39.409	248,8	12:49'01.438
11	32.621	15.116	28.456	22.862	1'39.055	256,5	12:48'27.195	11	32.420	15.102	28.769	23.038	1'39.329	247,1	12:50'40.767
12	32.257	14.946	28.630	22.739	1'38.572	254,7	12:50'05.767	12	33.639	15.254	28.830	22.932	1'40.655	244,3	12:52'21.422
13	32.367	14.957	28.393	22.755	1'38.472	257,1	12:51'44.239	13	32.571	15.122	28.574	23.019	1'39.286	249,4	12:54'00.708
14	32.496	14.954	28.553	22.743	1'38.746	255,3	12:53'22.985	14	32.572	15.149	28.800	23.058	1'39.579	246,6	12:55'40.287
15	32.459	14.921	28.451	22.923	1'38.754	256,5	12:55'01.739	15	32.481	15.122	28.705	22.931	1'39.239	251,7	12:57'19.526
16	32.398	14.942	28.471	22.829	1'38.640	257,1	12:56'40.379	16	32.323	15.077	28.926	23.161	1'39.487	252,9	12:58'59.013
17	32.462	14.911	28.456	22.873	1'38.702	257,1	12:58'19.081	17	32.564	15.185	28.867	23.399	1'40.015	246,6	13:00'39.028
18	32.370	14.977	28.646	22.909	1'38.902	254,1	12:59'57.983								

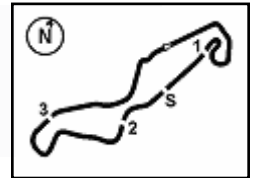
Race Time 29'40.868

24/04/2022

P = Pits In/Out - C = Lap Time Cancelled

These data/results cannot be reproduced, stored and/or transmitted in whole or in part by any manner of electronic, mechanical, photocopying, recording, broadcasting or otherwise now known or herein after developed without the previous express consent by the copyright owner, except for reproduction in daily press and regular printed publications on sale to the public within 60 days of the event related to those data/results and always provided that copyright symbol appears together as follows below.

© DORNA WSBK ORGANIZATION Srl 2022



**Motul Dutch Round, 22-24 April 2022**  
**Chronological Analysis Race 2**

Start at 12:30'17.115

7° 62 S. MANZI [1'38.508]								10° 55 Y. MONTELLA [1'38.746]							
Lap	Seg1	Seg2	Seg3	Seg4	Lap Time	km/h	Local Time	Lap	Seg1	Seg2	Seg3	Seg4	Lap Time	km/h	Local Time
1		15.284	28.629	23.132	1'45.564	251,2	12:32'02.679	1		15.350	28.530	22.945	1'45.520	250,0	12:32'02.635
2	32.416	15.110	28.435	23.079	1'39.040	255,3	12:33'41.719	2	<b>32.257</b>	15.103	28.491	22.911	1'38.762	253,5	12:33'41.397
3	32.410	15.061	<b>28.312</b>	<b>22.725</b>	<b>1'38.508</b>	252,3	12:35'20.227	3	32.339	15.099	<b>28.433</b>	<b>22.875</b>	<b>1'38.746</b>	253,5	12:35'20.143
4	32.425	<b>15.007</b>	28.506	22.787	1'38.725	254,7	12:36'58.952	4	32.306	15.043	28.481	22.975	1'38.805	253,5	12:36'58.948
5	32.488	15.142	28.661	23.221	1'39.512	250,0	12:38'38.464	5	32.712	15.083	28.616	23.300	1'39.711	254,7	12:38'38.659
6	32.547	15.382	28.699	23.178	1'39.806	247,7	12:40'18.270	6	32.556	15.322	28.666	23.217	1'39.761	251,7	12:40'18.420
7	32.611	15.150	28.596	23.419	1'39.776	250,6	12:41'58.046	7	32.621	15.141	28.577	23.283	1'39.622	255,3	12:41'58.042
8	32.483	15.196	28.639	23.237	1'39.555	250,0	12:43'37.601	8	32.708	15.167	28.532	23.556	1'39.963	255,3	12:43'38.005
9	32.592	15.099	28.762	23.175	1'39.628	251,2	12:45'17.229	9	32.517	15.069	28.538	23.296	1'39.420	255,3	12:45'17.425
10	33.251	15.178	28.582	23.422	1'40.433	<b>256,5</b>	12:46'57.662	10	32.608	15.313	28.625	23.377	1'39.923	253,5	12:46'57.348
11	32.707	15.210	28.572	22.876	1'39.365	248,3	12:48'37.027	11	32.591	15.177	28.555	23.066	1'39.389	252,9	12:48'36.737
12	32.724	15.111	28.442	22.799	1'39.076	247,1	12:50'16.103	12	32.363	15.176	28.517	23.020	1'39.076	250,6	12:50'15.813
13	32.511	15.121	28.560	22.926	1'39.118	252,3	12:51'55.221	13	32.611	15.132	28.815	23.247	1'39.805	252,9	12:51'55.618
14	32.402	15.169	28.616	23.463	1'39.650	248,8	12:53'34.871	14	32.626	15.062	28.514	23.179	1'39.381	<b>255,9</b>	12:53'34.999
15	<b>32.305</b>	15.034	28.469	23.079	1'38.887	253,5	12:55'13.758	15	32.511	<b>15.023</b>	28.504	22.901	1'38.939	255,3	12:55'13.938
16	32.354	15.008	28.568	22.893	1'38.823	253,5	12:56'52.581	16	32.559	15.082	28.687	23.185	1'39.513	255,3	12:56'53.451
17	32.578	15.114	28.442	23.046	1'39.180	253,5	12:58'31.761	17	32.636	15.083	28.827	22.947	1'39.493	254,1	12:58'32.944
18	32.364	15.153	28.742	23.106	1'39.365	248,3	13:00'11.126	18	32.684	15.200	28.636	23.052	1'39.572	251,7	13:00'12.516

Race Time 29'54.011

Race Time 29'55.401 + 0.502Pen

8° 32 O. BAYLISS [1'38.608]								11° 38 H. SOOMER [1'38.749]							
Lap	Seg1	Seg2	Seg3	Seg4	Lap Time	km/h	Local Time	Lap	Seg1	Seg2	Seg3	Seg4	Lap Time	km/h	Local Time
1		15.295	28.905	23.228	1'46.922	257,1	12:32'04.037	1		15.313	28.669	23.419	1'46.775	255,9	12:32'03.890
2	32.925	15.100	28.920	23.159	1'40.104	259,6	12:33'44.141	2	32.481	15.214	28.511	23.420	1'39.626	254,7	12:33'43.516
3	32.725	15.089	28.673	23.108	1'39.595	254,7	12:35'23.736	3	32.422	15.198	28.491	<b>22.792</b>	1'38.903	254,1	12:35'22.419
4	32.936	15.100	28.691	23.017	1'39.744	250,6	12:37'03.480	4	32.333	<b>14.941</b>	28.574	22.946	1'38.794	255,9	12:37'01.213
5	32.698	15.143	28.797	23.116	1'39.754	252,9	12:38'43.234	5	32.582	15.166	28.691	23.664	1'40.103	249,4	12:38'41.316
6	32.979	15.180	28.662	23.192	1'40.013	254,1	12:40'23.247	6	32.541	15.099	28.708	23.089	1'39.437	<b>257,8</b>	12:40'20.753
7	32.585	15.051	28.538	22.869	1'39.043	258,4	12:42'02.290	7	32.293	15.156	28.591	23.095	1'39.135	256,5	12:41'59.888
8	32.635	15.022	28.556	23.423	1'39.636	259,0	12:43'41.926	8	32.289	15.109	28.460	22.891	<b>1'38.749</b>	256,5	12:43'38.637
9	33.000	<b>14.999</b>	28.684	23.117	1'39.800	<b>260,2</b>	12:45'21.726	9	32.750	15.049	28.629	22.998	1'39.426	<b>257,8</b>	12:45'18.063
10	32.557	15.055	28.553	22.924	1'39.089	257,8	12:47'00.815	10	32.725	15.003	28.713	23.096	1'39.537	<b>257,8</b>	12:46'57.600
11	<b>32.359</b>	15.064	<b>28.521</b>	<b>22.664</b>	<b>1'38.608</b>	252,3	12:48'39.423	11	32.489	15.190	28.646	23.014	1'39.339	254,7	12:48'36.939
12	32.622	15.226	28.550	22.735	1'39.133	255,9	12:50'18.556	12	32.635	15.181	28.486	22.817	1'39.119	250,0	12:50'16.058
13	32.653	15.177	28.681	22.824	1'39.335	254,7	12:51'57.891	13	32.709	15.061	28.722	23.009	1'39.501	255,9	12:51'55.559
14	32.706	15.069	28.627	22.892	1'39.294	255,9	12:53'37.185	14	32.305	15.084	28.527	23.338	1'39.254	255,3	12:53'34.813
15	32.672	15.075	28.644	23.103	1'39.494	258,4	12:55'16.679	15	<b>32.180</b>	15.066	28.561	23.030	1'38.837	253,5	12:55'13.650
16	32.744	15.016	28.679	22.997	1'39.436	255,9	12:56'56.115	16	32.302	15.078	<b>28.437</b>	23.084	1'38.901	253,5	12:56'52.551
17	32.584	15.009	28.692	23.070	1'39.355	255,9	12:58'35.470	17	32.388	15.172	28.500	23.079	1'39.139	252,9	12:58'31.690
18	32.688	15.160	28.864	23.205	1'39.917	251,2	13:00'15.387	18	32.566	15.027	28.589	23.128	1'39.310	254,1	13:00'11.000

Race Time 29'58.272

Race Time 29'53.885

RET 99 A. HUERTAS [1'38.743]								12° 3 R. DE ROSA [1'38.751]							
Lap	Seg1	Seg2	Seg3	Seg4	Lap Time	km/h	Local Time	Lap	Seg1	Seg2	Seg3	Seg4	Lap Time	km/h	Local Time
1		15.350	28.557	22.996	1'45.852	251,2	12:32'02.967	1		15.309	28.494	23.210	1'47.137	254,1	12:32'04.252
2	32.379	15.066	<b>28.358</b>	22.940	<b>1'38.743</b>	253,5	12:33'41.710	2	32.896	15.020	28.693	22.819	1'39.428	259,0	12:33'43.680
3	32.643	<b>14.972</b>	28.379	<b>22.780</b>	1'38.774	253,5	12:35'20.484	3	32.397	15.189	<b>28.447</b>	22.814	1'38.847	255,9	12:35'22.527
4	32.416	15.018	28.513	22.922	1'38.869	254,1	12:36'59.353	4	32.439	14.993	28.552	<b>22.767</b>	<b>1'38.751</b>	256,5	12:37'01.278
5	32.559	15.092	28.598	23.277	1'39.526	250,0	12:38'38.879	5	32.816	15.067	28.586	23.264	1'39.733	254,7	12:38'41.011
6	32.577	15.180	28.802	23.190	1'39.749	250,6	12:40'18.628	6	32.372	15.009	28.594	22.836	1'38.811	251,7	12:40'19.822
7	32.751	15.100	28.625	23.059	1'39.535	251,7	12:41'58.163	7	<b>32.370</b>	<b>14.970</b>	28.559	22.890	1'38.789	256,5	12:41'58.611
8	32.835	15.031	28.654	23.298	1'39.818	254,7	12:43'37.981	8	32.808	15.014	28.589	23.118	1'39.529	<b>259,6</b>	12:43'38.140
9	32.995	15.012	28.585	23.260	1'39.852	255,9	12:45'17.833	9	33.064	14.981	28.719	22.971	1'39.735	258,4	12:45'17.875
10	33.219	15.113	28.654	23.045	1'40.031	255,3	12:46'57.864	10	33.625	14.992	28.787	22.906	1'40.310	257,8	12:46'58.185
11	32.688	15.242	28.773	22.933	1'39.636	250,0	12:48'37.500	11	32.737	15.123	28.826	22.977	1'39.663	254,1	12:48'37.848
12	32.640	15.134	28.431	23.102	1'39.307	254,1	12:50'16.807	12	32.711	15.143	28.877	23.093	1'39.824	252,9	12:50'17.672
13	32.380	15.247	28.451	22.892	1'38.970	251,2	12:51'55.777	13	32.695	15.252	28.898	23.287	1'40.132	252,3	12:51'57.804
14	32.687	15.047	28.571	23.209	1'39.514	252,9	12:53'35.291	14	33.059	15.160	29.034	23.198	1'40.451	255,9	12:53'38.255
15	32.700	14.986	28.524	22.852	1'39.062	<b>258,4</b>	12:55'14.353	15	32.803	15.171	28.963	23.306	1'40.243	254,7	12:55'18.498
16	32.499	15.007	28.515	23.179	1'39.200	254,1	12:56'53.553	16	33.193	15.324	29.185	23.234	1'40.936	255,3	12:56'59.434
17	<b>32.311</b>	15.085	28.725	23.125	1'39.246	248,3	12:58'32.799	17	33.355	15.818	29.400	23.544	1'42.117	248,8	12:58'41.551
18								18	33.246	15.665	29.571	23.670	1'42.152	245,5	13:00'23.703

Race Time 28'15.684

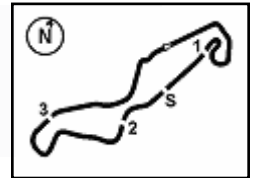
Race Time 30'06.588

24/04/2022

P = Pits In/Out - C = Lap Time Cancelled

These data/results cannot be reproduced, stored and/or transmitted in whole or in part by any manner of electronic, mechanical, photocopying, recording, broadcasting or otherwise now known or herein after developed without the previous express consent by the copyright owner, except for reproduction in daily press and regular printed publications on sale to the public within 60 days of the event related to those data/results and always provided that copyright symbol appears together as follows below.

© DORNA WSBK ORGANIZATION Srl 2022



**Motul Dutch Round, 22-24 April 2022**  
**Chronological Analysis Race 2**

Start at 12:30'17.115

13° 66 N. TUULI [1'38.839]								16° 24 L. TACCINI [1'39.167]							
Lap	Seg1	Seg2	Seg3	Seg4	Lap Time	km/h	Local Time	Lap	Seg1	Seg2	Seg3	Seg4	Lap Time	km/h	Local Time
1		15.252	28.523	23.164	1'46.954	252,3	12:32'04.069	1		15.478	28.908	23.275	1'48.009	257,8	12:32'05.124
2	32.681	15.073	<b>28.421</b>	22.954	1'39.129	255,3	12:33'43.198	2	32.808	15.129	28.653	23.099	1'39.689	256,5	12:33'44.813
3	32.439	15.076	28.554	22.846	1'38.915	252,9	12:35'22.113	3	33.172	15.199	<b>28.536</b>	23.037	1'39.944	255,9	12:35'24.757
4	32.369	15.006	28.621	22.843	<b>1'38.839</b>	254,1	12:37'00.952	4	32.529	15.102	28.666	<b>22.955</b>	1'39.252	255,9	12:37'04.009
5	32.505	15.109	28.649	23.011	1'39.274	252,3	12:38'40.226	5	32.507	15.087	28.723	23.151	1'39.468	255,9	12:38'43.477
6	32.392	15.108	28.629	22.871	1'39.000	252,3	12:40'19.226	6	32.625	15.159	28.722	23.110	1'39.616	252,9	12:40'23.093
7	32.570	<b>14.962</b>	28.624	22.949	1'39.105	<b>257,8</b>	12:41'58.331	7	<b>32.323</b>	15.068	28.619	23.157	<b>1'39.167</b>	257,1	12:42'02.260
8	32.857	15.051	28.543	23.254	1'39.705	256,5	12:43'38.036	8	32.415	15.079	28.676	23.306	1'39.476	257,1	12:43'41.736
9	32.732	15.058	28.564	23.291	1'39.645	256,5	12:45'17.681	9	33.016	<b>15.013</b>	28.780	23.310	1'40.119	259,0	12:45'21.855
10	32.581	15.255	28.620	23.120	1'39.576	255,9	12:46'57.257	10	32.755	15.045	28.777	23.118	1'39.695	259,6	12:47'01.550
11	32.473	15.199	28.627	22.950	1'39.249	249,4	12:48'36.506	11	32.467	15.203	28.738	23.149	1'39.557	252,9	12:48'41.107
12	<b>32.324</b>	15.201	28.486	23.011	1'39.022	249,4	12:50'15.528	12	32.936	15.187	28.773	23.108	1'40.004	254,1	12:50'21.111
13	32.436	15.241	28.525	23.115	1'39.317	250,6	12:51'54.845	13	32.698	15.181	28.712	23.087	1'39.678	254,1	12:52'00.789
14	33.117	15.201	28.527	23.385	1'40.230	255,9	12:53'35.075	14	32.815	15.211	28.671	23.195	1'39.892	255,3	12:53'40.681
15	32.750	15.016	28.442	<b>22.807</b>	1'39.015	<b>257,8</b>	12:55'14.090	15	32.637	15.052	28.589	23.032	1'39.310	<b>260,2</b>	12:55'19.991
16	32.898	15.168	28.542	22.919	1'39.527	256,5	12:56'53.617	16	32.746	15.184	28.919	23.019	1'39.868	<b>260,2</b>	12:56'59.859
17	32.651	15.012	28.557	22.851	1'39.071	257,1	12:58'32.688	17	32.775	15.116	28.664	23.263	1'39.818	255,9	12:58'39.677
18	32.470	15.037	28.543	22.936	1'38.986	254,1	13:00'11.674	18	32.498	15.322	28.833	23.438	1'40.091	250,6	13:00'19.768
Race Time 29'54.559								Race Time 30'02.653							

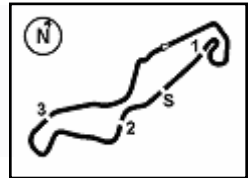
14° 54 B. SOFUOGLU [1'38.860]								17° 52 P. HOBELSBERGER [1'39.190]							
Lap	Seg1	Seg2	Seg3	Seg4	Lap Time	km/h	Local Time	Lap	Seg1	Seg2	Seg3	Seg4	Lap Time	km/h	Local Time
1		15.527	28.903	23.069	1'48.347	260,9	12:32'05.462	1		15.354	29.540	24.109	1'51.965	254,1	12:32'09.080
2	33.043	15.178	28.702	22.922	1'39.845	262,8	12:33'45.307	2	33.788	15.209	28.632	22.920	1'40.549	255,3	12:33'49.629
3	33.070	15.250	<b>28.506</b>	22.952	1'39.778	258,4	12:35'25.085	3	33.137	15.213	<b>28.512</b>	23.169	1'40.031	253,5	12:35'29.660
4	32.492	15.180	28.713	22.960	1'39.345	258,4	12:37'04.430	4	<b>32.427</b>	15.059	28.719	23.020	1'39.225	252,9	12:37'08.885
5	32.458	15.181	28.620	22.979	1'39.238	259,0	12:38'43.668	5	32.505	<b>15.003</b>	28.833	23.118	1'39.459	255,3	12:38'48.344
6	32.950	15.091	28.797	22.991	1'39.829	256,5	12:40'23.497	6	32.794	15.091	28.551	<b>22.754</b>	<b>1'39.190</b>	255,3	12:40'27.534
7	32.485	15.047	28.647	22.863	1'39.042	<b>264,1</b>	12:42'02.539	7	32.538	15.542	28.948	23.600	1'40.628	<b>257,1</b>	12:42'08.162
8	32.508	15.037	28.668	23.036	1'39.249	262,8	12:43'41.788	8	32.491	15.068	28.622	23.094	1'39.275	251,7	12:43'47.437
9	32.623	15.056	28.766	23.104	1'39.549	256,5	12:45'21.337	9	32.601	15.111	28.656	23.187	1'39.555	254,7	12:45'26.992
10	32.449	<b>15.027</b>	28.655	22.957	1'39.088	257,8	12:47'00.425	10	32.528	15.045	28.741	23.299	1'39.613	248,3	12:47'06.605
11	32.310	15.223	28.657	<b>22.670</b>	<b>1'38.860</b>	253,5	12:48'39.285	11	32.439	15.201	28.656	23.103	1'39.399	250,6	12:48'46.004
12	32.274	15.113	28.654	23.039	1'39.080	252,3	12:50'18.365	12	32.524	15.196	28.767	23.183	1'39.670	250,0	12:50'25.674
13	32.359	15.126	28.761	23.066	1'39.312	259,0	12:51'57.677	13	32.605	15.195	28.722	23.159	1'39.681	251,7	12:52'05.355
14	32.430	15.163	28.746	23.063	1'39.402	255,3	12:53'37.079	14	32.628	15.118	28.845	23.204	1'39.795	253,5	12:53'45.150
15	32.568	15.073	28.756	23.152	1'39.549	257,8	12:55'16.628	15	32.684	15.097	28.712	23.238	1'39.731	254,1	12:55'24.881
16	32.499	15.122	28.752	23.072	1'39.445	256,5	12:56'56.073	16	32.656	15.177	28.862	23.271	1'39.966	253,5	12:57'04.847
17	<b>32.265</b>	15.083	28.707	23.189	1'39.244	255,3	12:58'35.317	17	32.730	15.197	28.914	23.324	1'40.165	253,5	12:58'45.012
18	32.395	15.249	28.766	23.035	1'39.445	251,2	13:00'14.762	18	33.012	15.333	28.871	23.289	1'40.505	251,2	13:00'25.517
Race Time 29'57.647								Race Time 30'08.402							

15° 25 M. BRENNER [1'39.062]								RET 71 T. EDWARDS [1'39.205]							
Lap	Seg1	Seg2	Seg3	Seg4	Lap Time	km/h	Local Time	Lap	Seg1	Seg2	Seg3	Seg4	Lap Time	km/h	Local Time
1		15.412	28.548	23.313	1'46.045	247,1	12:32'03.160	1		15.652	29.074	23.359	1'49.070	254,1	12:32'06.185
2	<b>32.402</b>	<b>14.971</b>	28.365	23.324	<b>1'39.062</b>	<b>254,7</b>	12:33'42.222	2	33.045	15.261	28.616	23.098	1'40.020	<b>257,8</b>	12:33'46.205
3	32.596	15.157	<b>28.317</b>	23.219	1'39.289	249,4	12:35'21.511	3	32.624	15.213	<b>28.376</b>	<b>22.992</b>	<b>1'39.205</b>	254,1	12:35'25.410
4	32.512	15.106	28.570	23.242	1'39.430	250,6	12:37'00.941	4	32.731	15.134	28.524	23.086	1'39.475	254,1	12:37'04.885
5	33.097	15.275	28.683	23.175	1'40.230	249,4	12:38'41.171	5	<b>32.487</b>	<b>15.130</b>	28.762	23.314	1'39.693	254,1	12:38'44.578
6	32.522	15.364	28.745	23.020	1'39.651	248,8	12:40'20.822	Race Time 8'27.463							
7	32.661	15.165	28.724	23.354	1'39.904	252,9	12:42'00.726								
8	32.563	15.142	28.593	23.256	1'39.554	248,3	12:43'40.280								
9	32.424	15.150	28.691	23.376	1'39.641	251,7	12:45'19.921								
10	32.769	15.123	28.732	23.112	1'39.736	251,7	12:46'59.657								
11	32.500	15.296	28.660	23.049	1'39.505	247,1	12:48'39.162								
12	32.703	15.164	28.485	<b>22.972</b>	1'39.324	248,8	12:50'18.486								
13	32.899	15.182	28.760	23.784	1'40.625	249,4	12:51'59.111								
14	32.799	15.204	28.699	23.226	1'39.928	250,0	12:53'39.039								
15	32.646	15.142	28.484	23.267	1'39.539	252,3	12:55'18.578								
16	32.691	15.152	28.669	23.239	1'39.751	250,0	12:56'58.329								
17	32.681	15.156	28.737	23.231	1'39.805	250,0	12:58'38.134								
18	32.622	15.276	28.790	23.435	1'40.123	244,9	13:00'18.257								
Race Time 30'01.142															

24/04/2022 P = Pits In/Out - C = Lap Time Cancelled

These data/results cannot be reproduced, stored and/or transmitted in whole or in part by any manner of electronic, mechanical, photocopying, recording, broadcasting or otherwise now known or herein after developed without the previous express consent by the copyright owner, except for reproduction in daily press and regular printed publications on sale to the public within 60 days of the event related to those data/results and always provided that copyright symbol appears together as follows below.

© DORNA WSBK ORGANIZATION Srl 2022



TT Circuit Assen 4.542 m

**Motul Dutch Round, 22-24 April 2022**  
**Chronological Analysis Race 2**

Start at 12:30'17.115

4 / 5

12	32.542	15.131	29.062	22.990	1'39.725	251,7	12:50'20.911	12	32.714	15.473	28.757	23.303	1'40.247	247,7	12:50'28.579
13	32.581	15.206	28.940	23.002	1'39.729	252,3	12:52'00.640	13	32.782	15.290	28.725	23.256	1'40.053	247,7	12:52'08.632
14	32.784	15.116	28.879	23.021	1'39.800	252,9	12:53'40.440	14	32.779	15.265	28.753	23.488	1'40.285	248,8	12:53'48.917
15	32.623	15.041	28.797	22.898	1'39.359	257,1	12:55'19.799	15	32.717	15.262	28.905	23.380	1'40.264	250,6	12:55'29.181
16	32.738	15.293	28.941	22.964	1'39.936	257,1	12:56'59.735	16	32.691	15.259	28.797	23.312	1'40.059	250,0	12:57'09.240
17	33.190	15.212	28.892	22.958	1'40.252	257,8	12:58'39.987	17	33.123	15.296	28.876	23.400	1'40.695	252,9	12:58'49.935
18	32.729	15.205	28.974	23.221	1'40.129	251,2	13:00'20.116	18	32.861	15.315	28.765	23.219	1'40.160	248,8	13:00'30.095
Race Time 30'03.001								Race Time 30'12.980							

20° 50 O. VOSTATEK [1'39.738]								23° 6 J. BUIS [1'40.009]							
Lap	Seg.1	Seg.2	Seg.3	Seg.4	Lap Time	km/h	Local Time	Lap	Seg.1	Seg.2	Seg.3	Seg.4	Lap Time	km/h	Local Time
1		15.759	29.093	23.322	1'50.243	255,3	12:32'07.358	1		15.349	28.885	23.310	1'48.219	256,5	12:32'05.334
2	32.843	15.263	28.885	23.310	1'40.301	253,5	12:33'47.659	2	33.496	15.680	28.980	<b>23.032</b>	1'41.188	<b>257,1</b>	12:33'46.522
3	32.844	15.245	28.958	23.188	1'40.235	250,6	12:35'27.894	3	<b>32.701</b>	15.435	<b>28.725</b>	23.260	1'40.121	254,7	12:35'26.643
4	32.744	15.255	28.790	23.341	1'40.130	251,2	12:37'08.024	4	32.779	15.265	28.804	23.161	<b>1'40.009</b>	252,3	12:37'06.652
5	32.788	15.295	28.854	23.299	1'40.236	247,7	12:38'48.260	5	32.755	15.216	28.792	23.279	1'40.042	251,7	12:38'46.694
6	32.716	15.430	28.805	<b>23.009</b>	1'39.960	247,1	12:40'28.220	6	32.775	15.371	28.843	23.228	1'40.217	251,2	12:40'26.911
7	32.881	15.255	28.850	23.487	1'40.473	<b>256,5</b>	12:42'08.693	7	33.992	15.204	28.847	23.620	1'41.663	<b>257,1</b>	12:42'08.574
8	33.231	15.271	28.814	23.370	1'40.686	252,3	12:43'49.379	8	33.192	15.170	28.803	23.320	1'40.485	<b>257,1</b>	12:43'49.059
9	32.908	15.177	28.781	23.129	1'39.995	254,1	12:45'29.374	9	32.717	<b>15.139</b>	28.880	23.281	1'40.017	256,5	12:45'29.076
10	32.872	15.216	28.946	23.145	1'40.179	252,9	12:47'09.553	10	32.924	15.296	28.922	23.287	1'40.429	255,3	12:47'09.505
11	32.677	15.359	28.800	23.268	1'40.104	242,2	12:48'49.657	11	33.060	15.242			1'40.371	252,9	12:48'49.876
12	32.680	15.285	28.769	23.214	1'39.948	245,5	12:50'29.605	12	32.827	15.140	28.982	23.161	1'40.110		12:50'29.986
13	32.632	15.230	28.829	23.148	1'39.839	247,1	12:52'09.444	13	32.817	15.255	28.870	23.271	1'40.213	252,9	12:52'10.199
14	<b>32.613</b>	<b>15.134</b>	28.812	23.179	<b>1'39.738</b>	250,0	12:53'49.182	14	32.762	15.261	29.037	23.488	1'40.548	252,9	12:53'50.747
15	32.770	15.263	28.890	23.226	1'40.149	250,0	12:55'29.331	15	32.933	15.278	28.965	23.433	1'40.609	254,7	12:55'31.356
16	32.819	15.143	28.769	23.375	1'40.106	250,6	12:57'09.437	16	32.913	15.387	29.059	23.451	1'40.810	251,2	12:57'12.166
17	32.719	15.293	29.022	23.345	1'40.379	248,3	12:58'49.816	17	33.384	15.371	28.994	23.684	1'41.433	253,5	12:58'53.599
18	33.151	15.243	<b>28.752</b>	23.286	1'40.432	248,3	13:00'30.248	18	32.986	15.392	28.994	23.576	1'40.948	251,2	13:00'34.547
Race Time 30'13.153								Race Time 30'17.432							

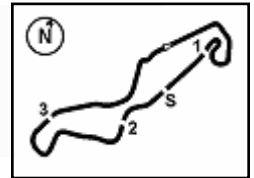
21° 73 M. KOFLER [1'39.742]								24° 12 F. FULIGNI [1'40.242]							
Lap	Seg.1	Seg.2	Seg.3	Seg.4	Lap Time	km/h	Local Time	Lap	Seg.1	Seg.2	Seg.3	Seg.4	Lap Time	km/h	Local Time
1		15.631	29.148	23.191	1'48.829	257,8	12:32'05.944	1		15.510	29.122	23.496	1'49.462	254,1	12:32'06.577
2	33.120	15.253	29.093	23.326	1'40.792	<b>259,0</b>	12:33'46.736	2	33.325	15.357	<b>29.007</b>	23.494	1'41.183	<b>255,9</b>	12:33'47.760
3	33.144	15.308	<b>28.746</b>	23.181	1'40.379	254,1	12:35'27.115	3	33.108	15.244	29.008	<b>23.173</b>	1'40.533	251,7	12:35'28.293
4	33.050	15.156	28.824	23.020	1'40.050	254,7	12:37'07.165	4	32.945	15.249	29.385	23.316	1'40.895	252,9	12:37'09.188
5	32.886	15.120	28.863	23.311	1'40.180	252,9	12:38'47.345	5	32.839	15.209	29.256	23.642	1'40.946	250,6	12:38'50.134
6	<b>32.836</b>	15.163	28.820	<b>22.923</b>	<b>1'39.742</b>	251,7	12:40'27.087	6	32.829	15.271	29.192	23.259	1'40.551	246,0	12:40'30.685
7	32.876	15.476	29.066	23.577	1'40.995	249,4	12:42'08.082	7	32.801	15.319	29.184	23.438	1'40.742	251,7	12:42'11.427
8	33.314	15.395	28.874	23.616	1'41.199	257,8	12:43'49.281	8	32.908	15.224	29.167	23.447	1'40.746	250,6	12:43'52.173
9	33.171	15.254	28.829	23.271	1'40.525	<b>259,0</b>	12:45'29.806	9	32.892	15.245	29.242	23.527	1'40.906	251,2	12:45'33.079
10	<b>32.836</b>	<b>15.020</b>	29.023	23.220	1'40.099	257,1	12:47'09.905	10	32.875	15.236	29.166	23.346	1'40.623	250,0	12:47'13.702
11	32.872	15.200	29.024	23.195	1'40.291	254,1	12:48'50.196	11	32.860	15.361	29.247	23.375	1'40.843	247,1	12:48'54.545
12	32.849	15.110	28.928	23.112	1'39.999	253,5	12:50'30.195	12	<b>33.144</b>	15.427	29.168	23.329	1'41.068	243,8	12:50'35.613
13	32.861	15.204	28.942	23.184	1'40.191	250,0	12:52'10.386	13	<b>32.710</b>	15.361	29.345	23.337	1'40.753	247,1	12:52'16.366
14	32.862	15.184	29.123	23.402	1'40.571	254,7	12:53'50.957	14	32.816	15.253	29.085	23.384	1'40.538	248,8	12:53'56.904
15	33.054	15.211	29.173	23.345	1'40.783	255,9	12:55'31.740	15	32.807	15.318	29.170	23.812	1'41.107	251,2	12:55'38.011
16	32.861	15.231	29.171	23.280	1'40.543	254,1	12:57'12.283	16	32.851	<b>15.147</b>	29.161	23.418	1'40.577	250,6	12:57'18.588
17	32.979	15.297	29.246	23.522	1'41.044	249,4	12:58'53.327	17	32.833	15.263	29.241	23.434	1'40.771	245,5	12:58'59.359
18	32.978	15.329	29.248	23.412	1'40.967	251,2	13:00'34.294	18	32.763	15.247	29.009	23.223	<b>1'40.242</b>	248,8	13:00'39.601
Race Time 30'17.179								Race Time 30'22.486							

22° 74 J. VAN SIKKERUS [1'39.882]								25° 15 E. MC MANUS [1'40.712]							
Lap	Seg.1	Seg.2	Seg.3	Seg.4	Lap Time	km/h	Local Time	Lap	Seg.1	Seg.2	Seg.3	Seg.4	Lap Time	km/h	Local Time
1		15.442	29.036	23.398	1'49.474	252,3	12:32'06.589	1		15.741	45.934	25.653	2'08.991	245,5	12:32'26.106
2	33.204	15.246	<b>28.594</b>	23.234	1'40.278	252,3	12:33'46.867	2	33.561	15.673	29.045	24.016	1'42.295	246,0	12:34'08.401
3	32.977	15.566	28.630	23.195	1'40.368	250,6	12:35'27.235	3	32.924	15.467	28.898	<b>23.799</b>	1'41.088	247,1	12:35'49.489
4	32.827	15.521	28.661	23.162	1'40.171	248,3	12:37'07.406	4	32.777	15.496	29.029	23.858	1'41.160	247,1	12:37'30.649
5	32.937	15.247	28.731	23.150	1'40.065	250,6	12:38'47.471	5	32.803	15.632	29.129	24.069	1'41.633	244,9	12:39'12.282
6	32.969	15.310	28.675	<b>22.971</b>	1'39.925	248,8	12:40'27.396	6	33.185	15.556	29.005	24.549	1'42.295	246,0	12:40'54.577
7	33.038	15.394	28.890	23.675	1'40.997	<b>254,7</b>	12:42'08.393	7	33.130	15.466	29.120	24.216	1'41.932	248,8	12:42'36.509
8	32.883	15.236	28.648	23.220	1'39.987	252,9	12:43'48.380	8	32.897	15.524	28.965	24.016	1'41.402	248,3	12:44'17.911
9	<b>32.539</b>	<b>15.218</b>	28.850	23.275	<b>1'39.882</b>	252,9	12:45'28.262	9	32.864	15.466	28.925	24.154	1'41.409	248,8	12:45'59.320
10	32.656	15.219	28.957	23.223	1'40.055	251,7	12:47'08.317	10	32.863	15.554	28.855	23.945	1'41.217	250,6	12:47'40.537
11	32.691	15.280	28.773	23.271	1'40.015	247,1	12:48'48.332	11	32.876	15.455	28.998	24.290	1'41.619	246,6	12:49'22.156

24/04/2022 P = Pits In/Out - C = Lap Time Cancelled

These data/results cannot be reproduced, stored and/or transmitted in whole or in part by any manner of electronic, mechanical, photocopying, recording, broadcasting or otherwise now known or herein after developed without the previous express consent by the copyright owner, except for reproduction in daily press and regular printed publications on sale to the public within 60 days of the event related to those data/results and always provided that copyright symbol appears together as follows below.

© DORNA WSBK ORGANIZATION Srl 2022



**Motul Dutch Round, 22-24 April 2022**  
**Chronological Analysis Race 2**

Start at 12:30'17.115

12	32.740	15.415	28.823	23.958	1'40.936	252,3	12:51'03.092
13	32.657	15.422	<b>28.756</b>	23.877	<b>1'40.712</b>	248,8	12:52'43.804
14	<b>32.572</b>	<b>15.361</b>	29.241	24.001	1'41.175	250,6	12:54'24.979
15	32.723	15.370	29.022	23.931	1'41.046	249,4	12:56'06.025
16	32.871	15.514	29.064	23.980	1'41.429	<b>252,9</b>	12:57'47.454
17	33.037	15.452	29.156	24.101	1'41.746	251,2	12:59'29.200
18	32.898	15.594	29.204	24.397	1'42.093	250,6	13:01'11.293

Race Time 30'54.178

**26° 22 F. FULIGNI [1'41.006]**

Lap	Seg.1	Seg.2	Seg.3	Seg.4	Lap Time	km/h	Local Time
1		15.785	29.755	23.780	1'51.063	246,6	12:32'08.178
2	33.205	15.412	29.177	23.395	1'41.189	251,7	12:33'49.367
3	33.313	15.626	29.288	23.377	1'41.604	248,8	12:35'30.971
4	33.231	15.545	29.358	23.692	1'41.826	248,3	12:37'12.797
5	33.292	15.385	29.256	23.494	1'41.427	247,1	12:38'54.224
6	33.227	15.372	29.162	23.465	1'41.226	248,3	12:40'35.450
7	33.149	15.403	<b>29.083</b>	23.586	1'41.221	249,4	12:42'16.671
8	33.171	15.306	29.249	23.599	1'41.325	249,4	12:43'57.996
9	33.541	15.439	29.897	25.382	1'44.259	250,0	12:45'42.255
10	33.328	<b>15.294</b>	29.217	23.432	1'41.271	<b>252,3</b>	12:47'23.526
11	33.940	15.603	29.432	23.808	1'42.783	245,5	12:49'06.309
12	33.231	15.326	29.102	<b>23.347</b>	<b>1'41.006</b>	248,3	12:50'47.315
13	33.032	15.357	29.294	23.517	1'41.200	245,5	12:52'28.515
14	<b>32.990</b>	15.332	29.190	23.642	1'41.154	248,3	12:54'09.669
15	32.991	15.353	29.175	23.541	1'41.060	248,8	12:55'50.729
16	33.100	15.307	29.278	23.532	1'41.217	248,8	12:57'31.946
17	34.094	15.540	29.456	24.018	1'43.108	245,5	12:59'15.054
18	33.170	15.351	29.188	23.515	1'41.224	249,4	13:00'56.278

Race Time 30'39.163

**27° 88 A. ZETTI [1'42.260]**

Lap	Seg.1	Seg.2	Seg.3	Seg.4	Lap Time	km/h	Local Time
1		15.866	29.929	24.256	1'52.036	251,2	12:32'09.151
2	34.156	15.618	29.501	23.746	1'43.021	<b>251,7</b>	12:33'52.172
3	33.586	15.956	29.521	23.764	1'42.827	247,7	12:35'34.999
4	33.521	15.614	29.621	23.710	1'42.466	247,1	12:37'17.465
5	33.499	15.548	29.581	24.097	1'42.725	247,1	12:39'00.190
6	34.609	15.630	29.875	23.972	1'44.086	246,0	12:40'44.276
7	33.755	15.682	29.637	23.943	1'43.017	249,4	12:42'27.293
8	33.654	15.686	29.479	23.887	1'42.706	248,8	12:44'09.999
9	33.415	15.664	29.488	23.871	1'42.438	248,3	12:45'52.437
10	33.422	15.882	29.539	23.697	1'42.540	248,8	12:47'34.977
11	<b>33.266</b>	15.792	29.710	23.845	1'42.613	246,0	12:49'17.590
12	33.536	15.627	<b>29.390</b>	23.721	1'42.274	247,7	12:50'59.864
13	33.360	15.673	29.583	23.694	1'42.310	247,1	12:52'42.174
14	33.372	15.832	29.921	23.823	1'42.948	246,6	12:54'25.122
15	33.333	<b>15.506</b>	29.541	23.880	<b>1'42.260</b>	250,6	12:56'07.382
16	33.718	15.750	29.564	<b>23.661</b>	1'42.693	248,8	12:57'50.075
17	33.590	15.733	29.660	23.851	1'42.834	251,2	12:59'32.909
18	33.567	15.597	29.628	24.048	1'42.840	250,0	13:01'15.749

Race Time 30'58.634

24/04/2022

P = Pits In/Out - C = Lap Time Cancelled

These data/results cannot be reproduced, stored and/or transmitted in whole or in part by any manner of electronic, mechanical, photocopying, recording, broadcasting or otherwise now known or herein after developed without the previous express consent by the copyright owner, except for reproduction in daily press and regular printed publications on sale to the public within 60 days of the event related to those data/results and always provided that copyright symbol appears together as follows below.

© DORNA WSBK ORGANIZATION Srl 2022