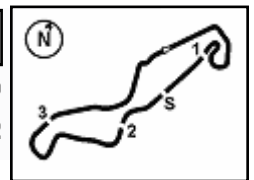


TT Circuit Assen 4.542 m

**Motul Dutch Round, 22-24 April 2022**  
**Biographical Entry List**

No.	Rider (Abbreviation)	Age	Date of Birth	Place of Birth	Nat	Bike Team	Wins 2022	Podiums 2022	Pole 2022	Races 2022	Tyres	Class
1	<b>3 DE ROSA Raffaele</b> [DeR]	35	25/03/1987	Napoli	ITA	<b>Ducati Panigale V2</b> Orelac Racing Verdatura WorldSSP	1	16		92	Pirelli	
2	<b>6 BUIS Jeffrey</b> [Bui]	20	27/12/2001	Meppel	NED	<b>Kawasaki ZX-6R</b> Motozoo Racing by Puccetti				6	Pirelli	*
3	<b>7 BALDASSARRI Lorenzo</b> [Bal]	25	06/11/1996	San Severino Marche	ITA	<b>Yamaha YZF R6</b> Evan Bros.WorldSSP Yamaha Team	1	2	1	2	Pirelli	
4	<b>10 ORRADRE Unai</b> [Orr]	18	09/04/2004	La Rioja	ESP	<b>Yamaha YZF R6</b> MS Racing Yamaha WorldSSP				13	Pirelli	
5	<b>11 BULEGA Nicolo</b> [Bul]	22	16/10/1996	Montecchio Emilia	ITA	<b>Ducati Panigale V2</b> Arubait Racing WorldSSP Team		1		2	Pirelli	
6	<b>12 FULIGNI Filippo</b> [FFi]	23	11/01/1999	Bologna	ITA	<b>Ducati Panigale V2</b> D34G Racing				6	Pirelli	*
7	<b>15 MCMANUS Eugene James</b> [McM]	23	19/04/1999	Antrim	IRL	<b>Kawasaki ZX-6R</b> Motozoo Racing by Puccetti				6	Pirelli	
8	<b>16 CLUZEL Jules</b> [Clu]	33	12/10/1988	Montluçon	FRA	<b>Yamaha YZF R6</b> GMT94 Yamaha	24	62	24	115	Pirelli	
9	<b>17 SMITH Kyle</b> [Smi]	30	16/09/1991	Huddersfield	GBR	<b>Yamaha YZF R6</b> VFT Racing	3	9	2	64	Pirelli	
10	<b>22 FULIGNI Federico</b> [FFe]	26	01/06/1995	Bologna	ITA	<b>Ducati Panigale V2</b> D34G Racing				44	Pirelli	*
11	<b>24 TACCINI Leonardo</b> [Tac]	19	18/09/2002	Rome	ITA	<b>Yamaha YZF R6</b> Ten Kate Racing Yamaha				23	Pirelli	
12	<b>25 BRENNER Marcel</b> [Bre]	24	25/07/1997	Ostermundigen	SUI	<b>Yamaha YZF R6</b> VFT Racing				15	Pirelli	*
13	<b>28 VAN STRAALEN Glenn</b> [vSt]	21	30/09/2000	Hoogkarpsel	NED	<b>Yamaha YZF R6</b> EAB Racing Team				31	Pirelli	
14	<b>32 BAYLISS Oliver</b> [Bay]	18	20/09/2003	Monaco	AUS	<b>Ducati Panigale V2</b> BARNI Spark Racing Team				2	Pirelli	
15	<b>38 SOOMER Hannes</b> [Soo]	24	17/02/1998	Tallinn	EST	<b>Triumph Street Triple RS</b> Dynavolt Triumph		3		70	Pirelli	
16	<b>50 VOSTATEK Ondrej</b> [Vos]	17	06/08/2004	Praha	CZE	<b>Yamaha YZF R6</b> MS Racing Yamaha WorldSSP				8	Pirelli	
17	<b>52 HOBELBERGER Patrick</b> [Hob]	25	04/09/1996	Landau	GER	<b>Yamaha YZF R6</b> Kallio Racing				21	Pirelli	
18	<b>54 SOFUOGLU Bahattin</b> [Sof]	18	19/08/2003	Adapazari	TUR	<b>MV Agusta F3 800 RR</b> MV Agusta Reparto Corse				2	Pirelli	*
19	<b>55 MONTELLA Yari</b> [Mon]	22	05/01/2000	Oliveto Citra	ITA	<b>Kawasaki ZX-6R</b> Kawasaki Puccetti Racing				4	Pirelli	
20	<b>56 SEBESTYEN Peter</b> [Seb]	27	16/05/1994	Budapest	HUN	<b>Yamaha YZF R6</b> Evan Bros.WorldSSP Yamaha Team				61	Pirelli	
21	<b>61 ONCU Can</b> [Onc]	18	26/07/2003	Alanya	TUR	<b>Kawasaki ZX-6R</b> Kawasaki Puccetti Racing		4		40	Pirelli	
22	<b>62 MANZI Stefano</b> [Man]	23	29/03/1999	Rimini	ITA	<b>Triumph Street Triple RS</b> Dynavolt Triumph				3	Pirelli	
23	<b>64 CARICASULO Federico</b> [Car]	26	06/04/1996	Ravenna	ITA	<b>Ducati Panigale V2</b> Althea Racing	6	22	9	71	Pirelli	
24	<b>66 TUULI Niki</b> [Tuu]	26	26/11/1995	Myrskylä	FIN	<b>MV Agusta F3 800 RR</b> MV Agusta Reparto Corse	1	8	1	45	Pirelli	
25	<b>69 BOOTH-AMOS Thomas</b> [Boo]	26	12/03/1996	Shropshire	GBR	<b>Kawasaki ZX-6R</b> Prodina Racing WorldSSP				2	Pirelli	*
26**	<b>71 EDWARDS Tom</b> [Edw]	20	09/07/2001	Wellington	AUS	<b>Yamaha YZF R6</b> Yart - Yamaha WorldSSP					Pirelli	
27	<b>73 KOFLER Maximilian</b> [Kof]	21	18/08/2000	Attnang-Puchheim	AUT	<b>Ducati Panigale V2</b> CM Racing				2	Pirelli	
28*	<b>74 VAN SIKKELERUS Jaimie</b> [Van]	24	25/05/1997	Curacao	NED	<b>Yamaha YZF R6</b> MPM Routz Racing				35	Pirelli	
29	<b>77 AEGERTER Dominique</b> [Aeg]	31	30/09/1990	Röthenbach Im Emmental	SUI	<b>Yamaha YZF R6</b> Ten Kate Racing Yamaha	11	18	4	23	Pirelli	
30	<b>88 ZETTI Alessandro</b> [Zet]	20	22/03/2002	Scandiano	ITA	<b>Yamaha YZF R6</b> Kallio Racing				2	Pirelli	*
31	<b>94 VERDOIA Andy</b> [Ver]	19	30/10/2002	Nice	FRA	<b>Yamaha YZF R6</b> GMT94 Yamaha	1	1		20	Pirelli	
32	<b>99 HUERTAS Adrian</b> [Hue]	18	21/08/2003	Madrid	ESP	<b>Kawasaki ZX-6R</b> MTM Kawasaki				2	Pirelli	



**Motul Dutch Round, 22-24 April 2022**  
**Results Free Practice 1st Session**

No.	Rider	Nat	Team	Bike	Class	Time	Gap	Rel.	Laps	Speed	
										Avg	Max
1	77 D. AEGERTER	SUI	Ten Kate Racing Yamaha	Yamaha YZF R6		1'37.753			19	167,271	258,4
2	7 L. BALDASSARRI	ITA	Evan Bros.WorldSSP Yamaha Team	Yamaha YZF R6		1'38.266	0.513	0.513	19	166,397	259,0
3	61 C. ONCU	TUR	Kawasaki Puccetti Racing	Kawasaki ZX-6R		1'38.679	0.926	0.413	19	165,701	255,9
4	64 F. CARICASULO	ITA	Althea Racing	Ducati Panigale V2		1'38.813	1.060	0.134	21	165,476	251,7
5	66 N. TUULI	FIN	MV Agusta Reparto Corse	MV Agusta F3 800 RR		1'38.817	1.064	0.004	16	165,470	255,9
6	11 N. BULEGA	ITA	Aruba.it Racing WorldSSP Team	Ducati Panigale V2		1'38.878	1.125	0.061	23	165,367	256,5
7	62 S. MANZI	ITA	Dynavolt Triumph	Triumph Street Triple RS		1'38.905	1.152	0.027	18	165,322	252,3
8	28 G. VAN STRAALEN	NED	EAB Racing Team	Yamaha YZF R6		1'39.058	1.305	0.153	16	165,067	250,6
9	99 A. HUERTAS	ESP	MTM Kawasaki	Kawasaki ZX-6R		1'39.075	1.322	0.017	16	165,039	251,7
10	55 Y. MONTELLA	ITA	Kawasaki Puccetti Racing	Kawasaki ZX-6R		1'39.420	1.667	0.345	19	164,466	254,7
11	25 M. BRENNER	SUI	VFT Racing	Yamaha YZF R6	*	1'39.495	1.742	0.075	19	164,342	247,7
12	16 J. CLUZEL	FRA	GMT94 Yamaha	Yamaha YZF R6		1'39.521	1.768	0.026	19	164,299	254,7
13	3 R. DE ROSA	ITA	Orelac Racing Verdatura WorldSSP	Ducati Panigale V2		1'39.523	1.770	0.002	17	164,296	254,1
14	38 H. SOOMER	EST	Dynavolt Triumph	Triumph Street Triple RS		1'39.525	1.772	0.002	18	164,292	253,5
15	52 P. HOBELBERGER	GER	Kallio Racing	Yamaha YZF R6		1'39.705	1.952	0.180	15	163,996	252,3
16	17 K. SMITH	GBR	VFT Racing	Yamaha YZF R6		1'39.707	1.954	0.002	19	163,992	249,4
17	94 A. VERDOIA	FRA	GMT94 Yamaha	Yamaha YZF R6		1'40.019	2.266	0.312	23	163,481	254,7
18	10 U. ORRADRE	ESP	MS Racing Yamaha WorldSSP	Yamaha YZF R6		1'40.200	2.447	0.181	19	163,186	255,3
19	54 B. SOFUOGLU	TUR	MV Agusta Reparto Corse	MV Agusta F3 800 RR	*	1'40.419	2.666	0.219	21	162,830	254,1
20	74 J. VAN SIKKELERUS	NED	MPM Routz Racing	Yamaha YZF R6		1'40.492	2.739	0.073	17	162,711	254,1
21	56 P. SEBESTYEN	HUN	Evan Bros.WorldSSP Yamaha Team	Yamaha YZF R6		1'40.579	2.826	0.087	16	162,571	252,3
22	50 O. VOSTATEK	CZE	MS Racing Yamaha WorldSSP	Yamaha YZF R6		1'40.692	2.939	0.113	22	162,388	252,9
23	69 T. BOOTH-AMOS	GBR	Prodina Racing WorldSSP	Kawasaki ZX-6R	*	1'40.728	2.975	0.036	17	162,330	253,5
24	24 L. TACCINI	ITA	Ten Kate Racing Yamaha	Yamaha YZF R6		1'40.884	3.131	0.156	19	162,079	252,9
25	6 J. BUIJS	NED	Motozoo Racing by Puccetti	Kawasaki ZX-6R	*	1'41.259	3.506	0.375	7	161,479	250,0
26	71 T. EDWARDS	AUS	Yart - Yamaha WorldSSP	Yamaha YZF R6		1'41.390	3.637	0.131	19	161,270	250,6
27	12 F. FULIGNI	ITA	D34G Racing	Ducati Panigale V2	*	1'41.598	3.845	0.208	20	160,940	249,4
28	15 E. MCMANUS	IRL	Motozoo Racing by Puccetti	Kawasaki ZX-6R		1'42.069	4.316	0.471	21	160,198	253,5
29	32 O. BAYLISS	AUS	BARNI Spark Racing Team	Ducati Panigale V2		1'42.415	4.662	0.346	21	159,656	252,3
30	73 M. KOFLER	AUT	CM Racing	Ducati Panigale V2		1'42.505	4.752	0.090	16	159,516	254,1
----- Out 105% in this Session -----											
31	22 F. FULIGNI	ITA	D34G Racing	Ducati Panigale V2	*	1'42.717	4.964	0.212	16	159,187	248,8
32	88 A. ZETTI	ITA	Kallio Racing	Yamaha YZF R6	*	1'44.784	7.031	2.067	19	156,047	250,6

Qualifying Lap Time (105% of 1'37.753): 1'42.641

\* WorldSSP Challenge

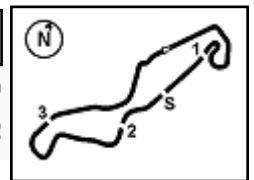
AIR	Humidity:	53%	Temp:	14°C
TRACK	Condition:	Dry	Temp:	24°C

Records	Pole	(SP)	2021 D.Aegerter	1'37.222	168,180	Km/h
	Race	(RC1)	2021 D.Aegerter	1'37.688	167,380	Km/h
	All Times	(SP)	2021 D.Aegerter	1'37.222	168,180	Km/h

Start 22/04/2022 11:25 End 12:15 The results are provisional until the end of the time limit for protests and appeals and the completion of the technical checks.

These data/results cannot be reproduced, stored and/or transmitted in whole or in part by any manner of electronic, mechanical, photocopying, recording, broadcasting or otherwise now known or herein after developed without the previous express consent by the copyright owner, except for reproduction in daily press and regular printed publications on sale to the public within 60 days of the event related to those data/results and always provided that copyright symbol appears together as follows below.

© DORNA WSBK ORGANIZATION Srl 2022



**Motul Dutch Round, 22-24 April 2022**  
**Results Free Practice 1st Session**

**Session Highlights**

Local Time	No. Rider	Description
11.25.00		Start
11.25.05		WorldSSP Pit Intervention Time: 1min 16secs
11.27.31	<b>54</b> B. SOFUOGLU	Check Transponder
11.35.16	<b>99</b> A. HUERTAS	Lap Cancelled [1'48.282] - Exceeded Track Limits - Turn 16
11.35.21	<b>99</b> A. HUERTAS	Current Lap Cancelled - Exceeded Track Limits - Turn 16
11.39.28	<b>54</b> B. SOFUOGLU	Lap Cancelled [4'12.639] - Exceeded Track Limits - Turn 18
11.39.34	<b>54</b> B. SOFUOGLU	Current Lap Cancelled - Exceeded Track Limits - Turn 18
11.47.29	<b>54</b> B. SOFUOGLU	Lap Cancelled [1'41.585] - Exceeded Track Limits - Turn 11
11.48.17	<b>6</b> J. BUIS	Crashed - Turn 7
11.57.03	<b>74</b> J. VAN SIKKELERUS	Lap Cancelled [1'50.589] - Exceeded Track Limits - Turn 8
11.57.13	<b>50</b> O. VOSTATEK	Lap Cancelled [1'41.663] - Exceeded Track Limits - Turn 12
11.58.23	<b>94</b> A. VERDOIA	Lap Cancelled [1'40.186] - Exceeded Track Limits - Turn 16
11.58.28	<b>94</b> A. VERDOIA	Current Lap Cancelled - Exceeded Track Limits - Turn 16
12.01.44	<b>74</b> J. VAN SIKKELERUS	Lap Cancelled [1'42.281] - Exceeded Track Limits - Turn 16
12.08.49	<b>69</b> T. BOOTH-AMOS	Lap Cancelled [1'40.937] - Exceeded Track Limits - Turn 8
12.15.04		End Of Session

**Fastest Laps Sequence**

No.	Rider	Nat	Team	Bike	Local Time	Time	Gap	Avg
<b>6</b>	J. BUIS	NED	Motozoo Racing by Puccetti	Kawasaki ZX-6R	11:28'48.756	<b>1'43.329</b>		158,244
<b>64</b>	F. CARICASULO	ITA	Althea Racing	Ducati Panigale V2	11:28'54.884	<b>1'42.534</b>	-0.795	159,471
<b>16</b>	J. CLUZEL	FRA	GMT94 Yamaha	Yamaha YZF R6	11:29'21.573	<b>1'41.001</b>	-1.533	161,891
<b>77</b>	D. AEGERTER	SUI	Ten Kate Racing Yamaha	Yamaha YZF R6	11:29'37.422	<b>1'39.913</b>	-1.088	163,654
<b>77</b>	D. AEGERTER	SUI	Ten Kate Racing Yamaha	Yamaha YZF R6	11:31'16.468	<b>1'39.046</b>	-0.867	165,087
<b>77</b>	D. AEGERTER	SUI	Ten Kate Racing Yamaha	Yamaha YZF R6	11:32'55.167	<b>1'38.699</b>	-0.347	165,667
<b>77</b>	D. AEGERTER	SUI	Ten Kate Racing Yamaha	Yamaha YZF R6	11:34'33.587	<b>1'38.420</b>	-0.279	166,137
<b>77</b>	D. AEGERTER	SUI	Ten Kate Racing Yamaha	Yamaha YZF R6	11:37'50.723	<b>1'38.229</b>	-0.191	166,460
<b>77</b>	D. AEGERTER	SUI	Ten Kate Racing Yamaha	Yamaha YZF R6	11:42'45.981	<b>1'37.753</b>	-0.476	167,271

22/04/2022 Start 11:25 End 12:15 The results are provisional until the end of the time limit for protests and appeals and the completion of the technical checks.

These data/results cannot be reproduced, stored and/or transmitted in whole or in part by any manner of electronic, mechanical, photocopying, recording, broadcasting or otherwise now known or herein after developed without the previous express consent by the copyright owner, except for reproduction in daily press and regular printed publications on sale to the public within 60 days of the event related to those data/results and always provided that copyright symbol appears together as follows below.

© DORNA WSBK ORGANIZATION Srl 2022

**Motul Dutch Round, 22-24 April 2022**  
**Best Sectors & Speed Free Practice 1st Session**

**BEST LAP**

1	77	D. AEGERTER	Yamaha YZF R6	1'37.753
2	7	L. BALDASSARRI	Yamaha YZF R6	1'38.266
3	61	C. ONCU	Kawasaki ZX-6R	1'38.679
4	64	F. CARICASULO	Ducati Panigale V2	1'38.813
5	66	N. TUULI	MV Agusta F3 800 RR	1'38.817
6	11	N. BULEGA	Ducati Panigale V2	1'38.878
7	62	S. MANZI	Triumph Street Triple R5	1'38.905
8	28	G. VAN STRAALLEN	Yamaha YZF R6	1'39.058
9	99	A. HUERTAS	Kawasaki ZX-6R	1'39.075
10	55	Y. MONTELLA	Kawasaki ZX-6R	1'39.420
11	25	M. BRENNER	Yamaha YZF R6	1'39.495
12	16	J. CLUZEL	Yamaha YZF R6	1'39.521
13	3	R. DE ROSA	Ducati Panigale V2	1'39.523
14	38	H. SOOMER	Triumph Street Triple R5	1'39.525
15	52	P. HOBELSBERGER	Yamaha YZF R6	1'39.705
16	17	K. SMITH	Yamaha YZF R6	1'39.707
17	94	A. VERDOIA	Yamaha YZF R6	1'40.019
18	10	U. ORRADRE	Yamaha YZF R6	1'40.200
19	54	B. SOFUOGLU	MV Agusta F3 800 RR	1'40.419
20	74	J. VAN SIKKELERUS	Yamaha YZF R6	1'40.492
21	56	P. SEBESTYEN	Yamaha YZF R6	1'40.579
22	50	D. VOSTATEK	Yamaha YZF R6	1'40.692
23	69	T. BOOTH-AMOS	Kawasaki ZX-6R	1'40.728
24	24	L. TACCINI	Yamaha YZF R6	1'40.884
25	6	J. BUIS	Kawasaki ZX-6R	1'41.259
26	71	T. EDWARDS	Yamaha YZF R6	1'41.390
27	12	F. FULIGNI	Ducati Panigale V2	1'41.598
28	15	E. MCMANUS	Kawasaki ZX-6R	1'42.069
29	32	D. BAYLISS	Ducati Panigale V2	1'42.415
30	73	M. KOFLER	Ducati Panigale V2	1'42.505
31	22	F. FULIGNI	Ducati Panigale V2	1'42.717
32	88	A. ZETTI	Yamaha YZF R6	1'44.784

**SPEED**

1	7	L. BALDASSARRI	Yamaha YZF R6	259,0
2	77	D. AEGERTER	Yamaha YZF R6	258,4
3	11	N. BULEGA	Ducati Panigale V2	256,5
4	66	N. TUULI	MV Agusta F3 800 RR	255,9
5	61	C. ONCU	Kawasaki ZX-6R	255,9
6	10	U. ORRADRE	Yamaha YZF R6	255,3
7	16	J. CLUZEL	Yamaha YZF R6	254,7
8	94	A. VERDOIA	Yamaha YZF R6	254,7
9	55	Y. MONTELLA	Kawasaki ZX-6R	254,7
10	74	J. VAN SIKKELERUS	Yamaha YZF R6	254,1
11	3	R. DE ROSA	Ducati Panigale V2	254,1
12	54	B. SOFUOGLU	MV Agusta F3 800 RR	254,1
13	73	M. KOFLER	Ducati Panigale V2	254,1
14	15	E. MCMANUS	Kawasaki ZX-6R	253,5
15	69	T. BOOTH-AMOS	Kawasaki ZX-6R	253,5
16	38	H. SOOMER	Triumph Street Triple R5	253,5
17	24	L. TACCINI	Yamaha YZF R6	252,9
18	50	D. VOSTATEK	Yamaha YZF R6	252,9
19	56	P. SEBESTYEN	Yamaha YZF R6	252,3
20	52	P. HOBELSBERGER	Yamaha YZF R6	252,3
21	32	D. BAYLISS	Ducati Panigale V2	252,3
22	62	S. MANZI	Triumph Street Triple R5	252,3
23	99	A. HUERTAS	Kawasaki ZX-6R	251,7
24	64	F. CARICASULO	Ducati Panigale V2	251,7
25	88	A. ZETTI	Yamaha YZF R6	250,6
26	71	T. EDWARDS	Yamaha YZF R6	250,6
27	28	G. VAN STRAALLEN	Yamaha YZF R6	250,6
28	6	J. BUIS	Kawasaki ZX-6R	250,0
29	12	F. FULIGNI	Ducati Panigale V2	249,4
30	17	K. SMITH	Yamaha YZF R6	249,4
31	22	F. FULIGNI	Ducati Panigale V2	248,8
32	25	M. BRENNER	Yamaha YZF R6	247,7

**SEG. 1**

1	77	D. AEGERTER	31.917
2	7	L. BALDASSARRI	32.050
3	64	F. CARICASULO	32.253
4	61	C. ONCU	32.254
5	62	S. MANZI	32.321
6	25	M. BRENNER	32.370
7	66	N. TUULI	32.374
8	28	G. VAN STRAALLEN	32.414
9	99	A. HUERTAS	32.426
10	11	N. BULEGA	32.445
11	55	Y. MONTELLA	32.501
12	16	J. CLUZEL	32.510
13	38	H. SOOMER	32.513
14	94	A. VERDOIA	32.520
15	17	K. SMITH	32.579
16	52	P. HOBELSBERGER	32.591
17	3	R. DE ROSA	32.670
18	56	P. SEBESTYEN	32.740
19	10	U. ORRADRE	32.780
20	69	T. BOOTH-AMOS	32.826
21	50	D. VOSTATEK	32.849
22	54	B. SOFUOGLU	32.877
23	74	J. VAN SIKKELERUS	32.889
24	71	T. EDWARDS	32.942
25	24	L. TACCINI	33.148
26	6	J. BUIS	33.174
27	12	F. FULIGNI	33.181
28	15	E. MCMANUS	33.327
29	32	D. BAYLISS	33.510
30	73	M. KOFLER	33.706
31	22	F. FULIGNI	33.828
32	88	A. ZETTI	34.205

**SEG. 2**

1	7	L. BALDASSARRI	14.828
2	77	D. AEGERTER	14.922
3	61	C. ONCU	14.982
4	62	S. MANZI	15.007
5	64	F. CARICASULO	15.045
6	11	N. BULEGA	15.077
7	66	N. TUULI	15.101
8	3	R. DE ROSA	15.137
9	38	H. SOOMER	15.159
10	28	G. VAN STRAALLEN	15.162
11	55	Y. MONTELLA	15.184
12	99	A. HUERTAS	15.207
13	10	U. ORRADRE	15.223
14	16	J. CLUZEL	15.225
15	24	L. TACCINI	15.226
16	52	P. HOBELSBERGER	15.245
17	17	K. SMITH	15.248
18	94	A. VERDOIA	15.257
19	56	P. SEBESTYEN	15.275
20	54	B. SOFUOGLU	15.282
21	25	M. BRENNER	15.285
22	69	T. BOOTH-AMOS	15.309
23	74	J. VAN SIKKELERUS	15.321
24	50	D. VOSTATEK	15.329
25	12	F. FULIGNI	15.343
26	73	M. KOFLER	15.443
27	6	J. BUIS	15.482
28	71	T. EDWARDS	15.486
29	22	F. FULIGNI	15.547
30	32	D. BAYLISS	15.570
31	15	E. MCMANUS	15.572
32	88	A. ZETTI	15.851

**SEG. 3**

1	61	C. ONCU	28.286
2	77	D. AEGERTER	28.287
3	7	L. BALDASSARRI	28.314
4	62	S. MANZI	28.326
5	66	N. TUULI	28.339
6	99	A. HUERTAS	28.342
7	55	Y. MONTELLA	28.375
8	17	K. SMITH	28.420
9	11	N. BULEGA	28.440
10	25	M. BRENNER	28.455
11	28	G. VAN STRAALLEN	28.479
12	94	A. VERDOIA	28.537
13	16	J. CLUZEL	28.583
14	64	F. CARICASULO	28.586
15	3	R. DE ROSA	28.642
16	52	P. HOBELSBERGER	28.673
17	38	H. SOOMER	28.689
18	69	T. BOOTH-AMOS	28.797
19	74	J. VAN SIKKELERUS	28.822
20	24	L. TACCINI	28.910
21	6	J. BUIS	28.938
22	56	P. SEBESTYEN	28.970
23	54	B. SOFUOGLU	28.981
24	10	U. ORRADRE	29.000
25	50	D. VOSTATEK	29.030
26	71	T. EDWARDS	29.047
27	15	E. MCMANUS	29.113
28	12	F. FULIGNI	29.238
29	73	M. KOFLER	29.354
30	32	D. BAYLISS	29.465
31	22	F. FULIGNI	29.559
32	88	A. ZETTI	30.082

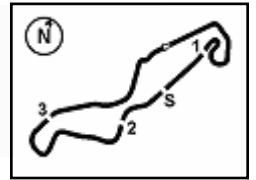
**SEG. 4**

1	77	D. AEGERTER	22.627
2	11	N. BULEGA	22.753
3	28	G. VAN STRAALLEN	22.788
4	7	L. BALDASSARRI	22.829
5	64	F. CARICASULO	22.871
6	66	N. TUULI	22.888
7	61	C. ONCU	22.908
8	99	A. HUERTAS	22.952
9	3	R. DE ROSA	22.955
10	62	S. MANZI	23.037
11	16	J. CLUZEL	23.049
12	38	H. SOOMER	23.102
13	52	P. HOBELSBERGER	23.128
14	10	U. ORRADRE	23.129
15	54	B. SOFUOGLU	23.161
16	17	K. SMITH	23.202
17	25	M. BRENNER	23.216
18	74	J. VAN SIKKELERUS	23.256
19	55	Y. MONTELLA	23.335
20	12	F. FULIGNI	23.367
21	56	P. SEBESTYEN	23.370
22	24	L. TACCINI	23.385
23	50	D. VOSTATEK	23.402
24	6	J. BUIS	23.446
25	94	A. VERDOIA	23.460
26	69	T. BOOTH-AMOS	23.527
27	32	D. BAYLISS	23.672
28	22	F. FULIGNI	23.783
29	71	T. EDWARDS	23.819
30	73	M. KOFLER	23.951
31	15	E. MCMANUS	23.977
32	88	A. ZETTI	24.199

22/04/2022

These data/results cannot be reproduced, stored and/or transmitted in whole or in part by any manner of electronic, mechanical, photocopying, recording, broadcasting or otherwise now known or herein after developed without the previous express consent by the copyright owner, except for reproduction in daily press and regular printed publications on sale to the public within 60 days of the event related to those data/results and always provided that copyright symbol appears together as follows below.

© DORNA WSBK ORGANIZATION Srl 2022



**Motul Dutch Round, 22-24 April 2022**  
**Ideal Times Free Practice 1st Session**

No. Rider	Nat	Bike	Seg. 1	Seg. 2	Seg. 3	Seg. 4	Ideal Time		
			Diff. 1	Diff. 2	Diff. 3	Diff. 4	Best Lap	Pos.	Diff.
1 77 D. AEGERTER	SUI	Yamaha YZF R6	31.917	14.922	28.287	22.627	1'37.753	1	
2 7 L. BALDASSARRI	ITA	Yamaha YZF R6	32.050	14.828	28.314 +0.154	22.829 +0.091	1'38.021 1'38.266	2	0.245
3 61 C. ONCU	TUR	Kawasaki ZX-6R	32.254 +0.031	14.982 +0.046	28.286 +0.062	22.908 +0.110	1'38.430 1'38.679	3	0.249
4 62 S. MANZI	ITA	Triumph Street Triple RS	32.321	15.007 +0.021	28.326 +0.076	23.037 +0.117	1'38.691 1'38.905	7	0.214
5 66 N. TUULI	FIN	MV Agusta F3 800 RR	32.374 +0.091	15.101	28.339	22.888 +0.024	1'38.702 1'38.817	5	0.115
6 11 N. BULEGA	ITA	Ducati Panigale V2	32.445 +0.068	15.077 +0.008	28.440 +0.084	22.753 +0.003	1'38.715 1'38.878	6	0.163
7 64 F. CARICASULO	ITA	Ducati Panigale V2	32.253 +0.058	15.045	28.586	22.871	1'38.755 1'38.813	4	0.058
8 28 G. VAN STRAALEN	NED	Yamaha YZF R6	32.414	15.162 +0.054	28.479 +0.161	22.788	1'38.843 1'39.058	8	0.215
9 99 A. HUERTAS	ESP	Kawasaki ZX-6R	32.426 +0.001	15.207 +0.025	28.342 +0.122	22.952	1'38.927 1'39.075	9	0.148
10 25 M. BRENNER	SUI	Yamaha YZF R6	32.370	15.285 +0.114	28.455	23.216 +0.055	1'39.326 1'39.495	11	0.169
11 16 J. CLUZEL	FRA	Yamaha YZF R6	32.510 +0.137	15.225 +0.017	28.583	23.049	1'39.367 1'39.521	12	0.154
12 55 Y. MONTELLA	ITA	Kawasaki ZX-6R	32.501	15.184 +0.025	28.375	23.335	1'39.395 1'39.420	10	0.025
13 3 R. DE ROSA	ITA	Ducati Panigale V2	32.670 +0.119	15.137	28.642	22.955	1'39.404 1'39.523	13	0.119
14 17 K. SMITH	GBR	Yamaha YZF R6	32.579 +0.048	15.248 +0.019	28.420 +0.191	23.202	1'39.449 1'39.707	16	0.258
15 38 H. SOOMER	EST	Triumph Street Triple RS	32.513	15.159	28.689	23.102 +0.062	1'39.463 1'39.525	14	0.062
16 52 P. HOBELSBERGER	GER	Yamaha YZF R6	32.591	15.245	28.673	23.128 +0.068	1'39.637 1'39.705	15	0.068
17 94 A. VERDOIA	FRA	Yamaha YZF R6	32.520 +0.017	15.257 +0.134	28.537 +0.086	23.460 +0.008	1'39.774 1'40.019	17	0.245
18 10 U. ORRADRE	ESP	Yamaha YZF R6	32.780 +0.068	15.223	29.000	23.129	1'40.132 1'40.200	18	0.068
19 74 J. VAN SIKKELERUS	NED	Yamaha YZF R6	32.889 +0.007	15.321 +0.050	28.822	23.256 +0.147	1'40.288 1'40.492	20	0.204
20 54 B. SOFUOGLU	TUR	MV Agusta F3 800 RR	32.877 +0.004	15.282 +0.035	28.981 +0.079	23.161	1'40.301 1'40.419	19	0.118
21 56 P. SEBESTYEN	HUN	Yamaha YZF R6	32.740 +0.219	15.275 +0.005	28.970	23.370	1'40.355 1'40.579	21	0.224
22 69 T. BOOTH-AMOS	GBR	Kawasaki ZX-6R	32.826 +0.104	15.309 +0.040	28.797 +0.125	23.527	1'40.459 1'40.728	23	0.269
23 50 D. VOSTATEK	CZE	Yamaha YZF R6	32.849	15.329 +0.082	29.030	23.402	1'40.610 1'40.692	22	0.082
24 24 L. TACCINI	ITA	Yamaha YZF R6	33.148 +0.121	15.226 +0.094	28.910	23.385	1'40.669 1'40.884	24	0.215
25 6 J. BUIS	NED	Kawasaki ZX-6R	33.174 +0.219	15.482	28.938	23.446	1'41.040 1'41.259	25	0.219
26 12 F. FULIGNI	ITA	Ducati Panigale V2	33.181 +0.355	15.343 +0.114	29.238	23.367	1'41.129 1'41.598	27	0.469
27 71 T. EDWARDS	AUS	Yamaha YZF R6	32.942	15.486 +0.026	29.047 +0.070	23.819	1'41.294 1'41.390	26	0.096
28 15 E. MCMANUS	IRL	Kawasaki ZX-6R	33.327	15.572 +0.036	29.113	23.977 +0.044	1'41.989 1'42.069	28	0.080
29 32 D. BAYLISS	AUS	Ducati Panigale V2	33.510 +0.158	15.570 +0.004	29.465 +0.036	23.672	1'42.217 1'42.415	29	0.198
30 73 M. KOFLER	AUT	Ducati Panigale V2	33.706 +0.003	15.443 +0.048	29.354	23.951	1'42.454 1'42.505	30	0.051
31 22 F. FULIGNI	ITA	Ducati Panigale V2	33.828	15.547	29.559	23.783	1'42.717 1'42.717	31	
32 88 A. ZETTI	ITA	Yamaha YZF R6	34.205 +0.087	15.851	30.082	24.199 +0.360	1'44.337 1'44.784	32	0.447
<b>Overall Ideal Time</b>			31.917	14.828	28.286	22.627	1'37.658		

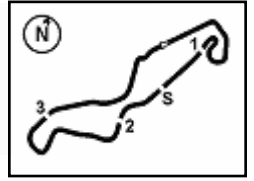
22/04/2022

These data/results cannot be reproduced, stored and/or transmitted in whole or in part by any manner of electronic, mechanical, photocopying, recording, broadcasting or otherwise now known or herein after developed without the previous express consent by the copyright owner, except for reproduction in daily press and regular printed publications on sale to the public within 60 days of the event related to those data/results and always provided that copyright symbol appears together as follows below.

© DORNA WSBK ORGANIZATION Srl 2022

FIGR PERUGIA TIMING





TT Circuit Assen 4.542 m

**2 / 2**

**Motul Dutch Round, 22-24 April 2022**  
**Ideal Times Free Practice 1st Session**

No. Rider	Nat	Bike	Seg. 1	Seg. 2	Seg. 3	Seg. 4	Ideal Time		
			Diff. 1	Diff. 2	Diff. 3	Diff. 4	Best Lap	Pos.	Diff.

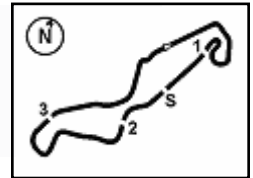
22/04/2022

These data/results cannot be reproduced, stored and/or transmitted in whole or in part by any manner of electronic, mechanical, photocopying, recording, broadcasting or otherwise now known or herein after developed without the previous express consent by the copyright owner, except for reproduction in daily press and regular printed publications on sale to the public within 60 days of the event related to those data/results and always provided that copyright symbol appears together as follows below.

© DORNA WSBK ORGANIZATION Srl 2022

**FICR PERUGIA TIMING**





TT Circuit Assen 4.542 m

**Motul Dutch Round, 22-24 April 2022**  
**Chronological Analysis Free Practice 1st Session**

1 / 6

1° 77 D. AEGERTER [1'37.753]							
Lap	Seg1	Seg2	Seg3	Seg4	Lap Time	km/h	Local Time
1		16.031	29.816	23.759		244,9	11:27'57.509
2	32.791	15.208	28.815	23.099	1'39.913	252,9	11:29'37.422
3	32.390	15.008	28.633	23.015	1'39.046	254,1	11:31'16.468
4	32.351	15.062	28.465	22.821	1'38.699	252,3	11:32'55.167
5	32.188	15.028	28.445	22.759	1'38.420	252,9	11:34'33.587
6	32.465	15.066	28.296	23.080	1'38.907	251,2	11:36'12.494
7	32.072	14.950	28.478	22.729	1'38.229	252,9	11:37'50.723
8	32.392	14.973	28.383	22.670	1'38.418	252,9	11:39'29.141
9	32.231	15.042	28.462	23.352	1'39.087	253,5	11:41'08.228
10	<b>31.917</b>	<b>14.922</b>	<b>28.287</b>	<b>22.627</b>	<b>1'37.753</b>	252,3	11:42'45.981
11	32.353	15.195	28.748	32.930	1'49.226P	250,6	11:44'35.207
12	10'58.675	15.584	29.207	23.370	12'06.836P	248,3	11:56'42.043
13	32.389	15.118	28.489	22.889	1'38.885	250,0	11:58'20.928
14	32.130	15.038	28.435	22.839	1'38.442	252,3	11:59'59.370
15	32.261	14.935	28.452	22.714	1'38.362	254,7	12:01'37.732
16	32.799	15.259	37.878	23.581	1'49.517	<b>258,4</b>	12:03'27.249
17	32.237	15.031	28.623	22.736	1'38.627	254,1	12:05'05.876
18	32.141	15.044	28.536	22.797	1'38.518	252,9	12:06'44.394
19	32.115	15.018	28.571	23.060	1'38.764	255,3	12:08'23.158
20	32.259	15.011	28.323	22.728	1'38.321	252,3	12:10'01.479

2° 7 L. BALDASSARRI [1'38.266]							
Lap	Seg1	Seg2	Seg3	Seg4	Lap Time	km/h	Local Time
1		16.492	31.909	25.251		247,7	11:28'15.196
2	34.550	15.662	29.429	23.848	1'43.489	252,3	11:29'58.685
3	33.222	15.441	29.040	23.292	1'40.995	240,0	11:31'39.680
4	33.348	15.274	28.720	23.295	1'40.637	251,7	11:33'20.317
5	32.924	15.179	28.773	23.172	1'40.048	253,5	11:35'00.365
6	32.594	15.130	28.441	22.845	1'39.010	252,3	11:36'39.375
7	33.540	15.406	28.842	23.734	1'41.522	252,9	11:38'20.897
8	32.759	15.198	28.548	23.428	1'39.933	251,7	11:40'00.830
9	32.761	15.226	29.313	23.533	1'40.833	252,3	11:41'41.663
10	32.353	15.048	28.333	22.967	1'38.701	251,7	11:43'20.364
11	32.268	15.036	28.433	22.931	1'38.668	252,9	11:44'59.032
12	34.471	15.767	29.371	37.598	1'57.207P	244,9	11:46'56.239
13	11'15.308	16.182	28.886	23.154	12'23.530P	236,8	11:59'19.769
14	32.503	15.286	28.526	23.132	1'39.447	252,9	12:00'59.216
15	32.431	15.047	28.589	22.920	1'38.987	254,1	12:02'38.203
16	32.421	15.024	28.538	23.053	1'39.036	253,5	12:04'17.239
17	32.391	14.954	28.539	<b>22.829</b>	1'38.713	254,1	12:05'55.952
18	32.377	15.090	<b>28.314</b>	23.691	1'39.472	<b>259,0</b>	12:07'35.424
19	32.243	15.181	28.894	23.415	1'39.733	251,7	12:09'15.157
20	<b>32.050</b>	<b>14.828</b>	28.468	22.920	<b>1'38.266</b>	257,1	12:10'53.423

3° 61 C. ONCU [1'38.679]							
Lap	Seg1	Seg2	Seg3	Seg4	Lap Time	km/h	Local Time
1		16.084	29.402	24.693		248,8	11:27'59.857
2	33.104	15.423	28.569	23.529	1'40.625	251,2	11:29'40.482
3	32.906	15.230	28.718	23.131	1'39.985	251,7	11:31'20.467
4	32.469	15.200	28.557	23.211	1'39.437	251,7	11:32'59.904
5	32.679	15.311	28.371	23.208	1'39.569	254,1	11:34'39.473
6	32.462	15.264	28.412	23.470	1'39.608	251,7	11:36'19.081
7	35.482	15.209	28.801	23.124	1'42.616	251,7	11:38'01.697
8	34.293	15.218	28.643	23.169	1'41.323	250,6	11:39'43.020
9	32.443	15.089	28.494	23.094	1'39.120	251,2	11:41'22.140
10	32.625	15.357	29.648	33.822	1'51.452P	250,0	11:43'13.592
11	9'35.745	15.369	28.592	22.991	10'42.697P	253,5	11:53'56.289
12	32.450	15.121	<b>28.286</b>	<b>22.908</b>	1'38.765	250,0	11:55'35.054
13	32.976	15.357	28.615	23.655	1'40.603	<b>255,9</b>	11:57'15.657
14	32.285	15.028	28.348	23.018	<b>1'38.679</b>	<b>250,0</b>	11:58'54.336
15	38.261	15.414	29.030	23.128	1'45.833	251,2	12:00'40.169

16	32.303	15.065	28.366	22.973	1'38.707	251,2	12:02'18.876
17	32.460	15.100	28.637	23.192	1'39.389	252,9	12:03'58.265
18	46.848	15.242	29.119	23.165	1'54.374	253,5	12:05'52.639
19	<b>32.254</b>	<b>14.982</b>	28.501	23.282	1'39.019	254,1	12:07'31.658
20	33.433	15.361	28.783	32.658	1'50.235P	252,3	12:09'21.893

4° 64 F. CARICASULO [1'38.813]							
Lap	Seg1	Seg2	Seg3	Seg4	Lap Time	km/h	Local Time
1		17.181	30.604	25.123		241,1	11:27'12.350
2	33.716	15.727	29.210	23.881	1'42.534	249,4	11:28'54.884
3	33.059	15.550	28.752	23.260	1'40.621	249,4	11:30'35.505
4	32.587	15.354	30.312	26.183	1'44.436	<b>251,7</b>	11:32'19.941
5	32.465	15.334	28.694	23.433	1'39.926	251,2	11:33'59.867
6	32.713	15.296	28.695	23.279	1'39.983	251,2	11:35'39.850
7	46.910	16.273	29.054	23.465	1'55.702	232,3	11:37'35.552
8	32.597	15.179	28.948	23.312	1'40.036	250,0	11:39'15.588
9	32.749	15.203	28.960	34.839	1'51.751P	249,4	11:41'07.339
10	6'35.424	15.785	29.492	23.692	7'44.393P	247,7	11:48'51.732
11	32.809	15.308	29.262	23.817	1'41.196	248,3	11:50'32.928
12	32.664	15.265	29.114	23.241	1'40.284	248,3	11:52'13.212
13	32.686	15.185	29.005	23.094	1'39.970	250,0	11:53'53.182
14	32.636	15.309	29.400	23.480	1'40.825	247,1	11:55'34.007
15	32.676	15.189	29.008	23.180	1'40.053	247,7	11:57'14.060
16	34.235	15.430	29.261	32.658	1'51.584P	247,1	11:59'05.644
17	2'40.549	15.604	29.107	23.079	3'48.339P	246,0	12:02'53.983
18	32.311	<b>15.045</b>	<b>28.586</b>	<b>22.871</b>	<b>1'38.813</b>	249,4	12:04'32.796
19	32.315	15.163	28.813	23.878	1'40.169	248,8	12:06'12.965
20	32.364	15.146	28.614	23.036	1'39.160	249,4	12:07'52.125
21	32.313	15.192	28.952	23.025	1'39.482	248,8	12:09'31.607
22	<b>32.253</b>	15.113	28.601	22.928	1'38.895	248,3	12:11'10.502

5° 66 N. TUULI [1'38.817]							
Lap	Seg1	Seg2	Seg3	Seg4	Lap Time	km/h	Local Time
1		16.448	30.638	26.285		247,7	11:27'05.970
2	34.542	15.639	29.381	23.883	1'43.445	252,9	11:28'49.415
3	33.312	15.474	29.048	23.663	1'41.497	254,1	11:30'30.912
4	32.752	15.370	28.748	23.120	1'39.990	250,6	11:32'10.902
5	32.530	15.221	28.721	23.216	1'39.688	251,2	11:33'50.590
6	32.622	15.368	28.842	23.214	1'40.046	252,3	11:35'30.636
7	32.488	15.154	28.555	23.099	1'39.296	251,2	11:37'09.932
8	33.980	15.731	29.144	35.184	1'54.039P	249,4	11:39'03.971
9	12'10.834	15.813	28.984	25.019	13'20.650P	247,7	11:52'24.621
10	32.507	15.260	28.778	23.566	1'40.111	<b>255,9</b>	11:54'04.732
11	33.248	15.362	28.446	34.873	1'51.929P	250,0	11:55'56.661
12	6'01.133	15.505	28.735	23.017	7'08.390P	249,4	12:03'05.051
13	32.628	15.330	28.384	23.007	1'39.349	250,6	12:04'44.400
14	32.570	15.113	28.472	<b>22.888</b>	1'39.043	251,2	12:06'23.443
15	32.465	<b>15.101</b>	<b>28.339</b>	22.912	<b>1'38.817</b>	252,3	12:08'02.260
16	<b>32.374</b>	15.145	28.495	23.092	1'39.106	251,2	12:09'41.366
17	32.523	15.138	28.686	23.186	1'39.533	251,7	12:11'20.899

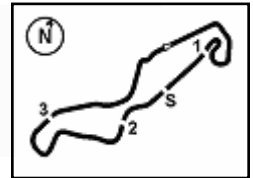
6° 11 N. BULEGA [1'38.878]							
Lap	Seg1	Seg2	Seg3	Seg4	Lap Time	km/h	Local Time
1		16.833	29.997	24.533		246,6	11:27'43.842
2	33.798	15.946	29.426	23.516	1'42.686	244,9	11:29'26.528
3	33.206	15.525	28.912	23.380	1'41.023	250,0	11:31'07.551
4	32.884	15.379	28.576	23.223	1'40.062	249,4	11:32'47.613
5	32.901	15.281	28.627	23.104	1'39.913	250,0	11:34'27.526
6	32.645	15.201	<b>28.440</b>	22.943	1'39.229	249,4	11:36'06.755
7	32.586	15.372	28.901	22.945	1'39.804	254,7	11:37'46.559
8	32.887	15.718	29.327	34.864	1'52.796P	249,4	11:39'39.355
9	5'55.381	15.286	28.774	23.877	7'03.318P	249,4	11:46'42.673
10	32.729	15.163	28.572	23.012	1'39.476	250,6	11:48'22.149

22/04/2022 P = Pits In/Out - C = Lap Time Cancelled

These data/results cannot be reproduced, stored and/or transmitted in whole or in part by any manner of electronic, mechanical, photocopying, recording, broadcasting or otherwise now known or herein after developed without the previous express consent by the copyright owner, except for reproduction in daily press and regular printed publications on sale to the public within 60 days of the event related to those data/results and always provided that copyright symbol appears together as follows below.

© DORNA WSBK ORGANIZATION Srl 2022





**Motul Dutch Round, 22-24 April 2022**  
**Chronological Analysis Free Practice 1st Session**

TT Circuit Assen 4.542 m

2 / 6

11	32.481	15.135	28.812	23.086	1'39.514	251,7	11:50'01.663	5	32.758	15.459	29.173	37.706	1'55.096P	248,8	11:35'21.163
12	32.696	15.129	28.556	22.963	1'39.344	251,2	11:51'41.007	6	8'13.764	15.606	29.127	23.521	9'22.018CP	244,9	11:44'43.181
13	32.514	15.317	29.172	23.048	1'40.051	251,7	11:53'21.058	7	32.740	15.330	28.673	23.307	1'40.050	245,5	11:46'23.231
14	32.603	15.114	28.490	22.922	1'39.129	251,2	11:55'00.187	8	32.541	15.303	28.733	23.291	1'39.868	246,6	11:48'03.099
15	<b>32.445</b>	15.105	28.657	23.323	1'39.530	251,7	11:56'39.717	9	35.434	17.285	29.026	24.536	1'46.281	207,7	11:49'49.380
16	32.545	15.189	28.593	22.980	1'39.307	250,0	11:58'19.024	10	32.905	15.297	28.871	23.775	1'40.848	250,6	11:51'30.228
17	32.707	15.206	28.645	23.033	1'39.591	250,6	11:59'58.615	11	38.824	15.698	29.995	35.251	1'59.768P	243,2	11:53'29.996
18	32.479	15.126	28.576	<b>22.753</b>	1'38.934	252,3	12:01'37.549	12	8'24.583	15.674	28.798	23.723	9'32.778P	244,3	12:03'02.774
19	32.648	15.310	29.397	23.619	1'40.974	<b>256,5</b>	12:03'18.523	13	<b>32.426</b>	15.340	28.404	23.033	1'39.203	246,6	12:04'41.977
20	32.497	<b>15.077</b>	28.655	22.932	1'39.161	251,7	12:04'57.684	14	32.465	15.367	28.788	23.118	1'39.738	247,7	12:06'21.715
21	32.632	15.197	28.644	22.852	1'39.325	250,0	12:06'37.009	15	32.427	15.232	28.464	<b>22.952</b>	<b>1'39.075</b>	248,8	12:08'00.790
22	32.513	15.085	28.524	22.756	<b>1'38.878</b>	250,0	12:08'15.887	16	34.157	15.370	28.484	23.152	1'41.163	<b>251,7</b>	12:09'41.953
23	32.698	15.103	28.586	22.946	1'39.333	251,7	12:09'55.220	17	32.538	<b>15.207</b>	<b>28.342</b>	23.030	1'39.117	250,0	12:11'21.070
24	32.446	15.143	28.459	22.860	1'38.908	253,5	12:11'34.128								

7° 62 S. MANZI (1'38.905)							
Lap	Seg1	Seg2	Seg3	Seg4	Lap Time	km/h	Local Time
1		16.298	31.076	24.720		244,9	11:27'52.481
2	33.980	15.579	29.949	24.175	1'43.683	251,2	11:29'36.164
3	33.332	15.285	28.878	23.290	1'40.785	249,4	11:31'16.949
4	33.815	15.373	29.459	23.839	1'42.486	246,0	11:32'59.435
5	32.979	15.250	28.802	23.406	1'40.437	249,4	11:34'39.872
6	32.518	15.265	28.670	23.678	1'40.131	250,6	11:36'20.003
7	32.603	15.275	28.645	23.274	1'39.797	249,4	11:37'59.800
8	37.189	16.670	29.742	23.629	1'47.230	234,3	11:39'47.030
9	32.798	15.348	31.511	37.728	1'57.385P	248,8	11:41'44.415
10	9'31.124	15.797	28.901	23.381	10'39.203P	246,6	11:52'23.618
11	32.604	15.126	28.607	23.771	1'40.108	<b>252,3</b>	11:54'03.726
12	32.649	15.186	28.610	23.487	1'39.932	247,7	11:55'43.658
13	32.719	15.206	28.685	23.266	1'39.876	247,7	11:57'23.534
14	32.575	15.196	28.679	23.364	1'39.814	247,7	11:59'03.348
15	36.301	16.268	30.258	34.209	1'57.036P	238,4	12:01'00.384
16	3'43.629	15.415	28.696	23.187	4'50.927P	248,8	12:05'51.311
17	<b>32.321</b>	15.028	28.402	23.154	<b>1'38.905</b>	251,7	12:07'30.216
18	33.045	21.621	29.259	<b>23.037</b>	1'46.962	158,8	12:09'17.178
19	32.542	<b>15.007</b>	<b>28.326</b>	23.057	1'38.932	251,7	12:10'56.110

10° 55 Y. MONTELLA (1'39.420)							
Lap	Seg1	Seg2	Seg3	Seg4	Lap Time	km/h	Local Time
1		16.216	30.165	25.614		250,6	11:27'06.516
2	35.133	15.833	29.534	24.553	1'45.053	254,1	11:28'51.569
3	33.462	15.678	29.384	23.828	1'42.352	252,9	11:30'33.921
4	33.284	15.541	29.126	23.742	1'41.693	253,5	11:32'15.614
5	32.978	15.485	29.705	23.624	1'41.792	<b>254,7</b>	11:33'57.406
6	32.897	15.385	28.998	23.957	1'41.237	254,1	11:35'38.643
7	33.009	15.498	28.954	23.554	1'41.015	252,3	11:37'19.658
8	32.958	15.448	28.893	23.464	1'40.763	250,6	11:39'00.421
9	34.459	20.564	29.375	23.536	1'47.934	135,2	11:40'48.355
10	32.813	<b>15.184</b>	29.094	24.269	1'41.360	<b>254,7</b>	11:42'29.715
11	32.641	15.415	28.831	23.547	1'40.434	251,2	11:44'10.149
12	33.474	15.419	28.883	33.064	1'50.840P	254,1	11:46'00.989
13	9'16.576	15.451	28.907	23.383	10'24.317P	250,0	11:56'25.306
14	32.663	15.391	28.566	23.478	1'40.098	250,6	11:58'05.404
15	32.593	15.284	28.720	23.457	1'40.054	251,7	11:59'45.458
16	34.356	15.531	28.878	32.959	1'51.724P	252,3	12:01'37.182
17	2'46.027	15.418	28.668	23.428	3'53.541P	250,6	12:05'30.723
18	<b>32.501</b>	15.209	<b>28.375</b>	<b>23.335</b>	<b>1'39.420</b>	252,9	12:07'10.143
19	32.586	15.263	28.682	24.134	1'40.665	252,3	12:08'50.808
20	32.513			24.114	1'58.889	252,9	12:10'49.697

8° 28 G. VAN STRAALEN (1'39.058)							
Lap	Seg1	Seg2	Seg3	Seg4	Lap Time	km/h	Local Time
1		16.350	29.692	23.796		244,9	11:28'24.806
2	33.288	15.577	28.966	23.447	1'41.278	249,4	11:30'06.084
3	32.801	15.382	28.699	23.041	1'39.923	247,7	11:31'46.007
4	32.542	15.228	28.593	23.138	1'39.501	248,3	11:33'25.508
5	35.896	15.502	29.038	23.240	1'43.676	249,4	11:35'09.184
6	32.475	15.373	28.709	23.061	1'39.618	249,4	11:36'48.802
7	32.493	15.305	28.675	34.160	1'50.633P	249,4	11:38'39.435
8	16'11.285	15.420	28.838	23.483	17'19.026P	246,6	11:55'58.461
9	32.493	15.247	28.615	23.117	1'39.472	247,7	11:57'37.933
10	32.568	15.296	28.676	23.306	1'39.846	248,3	11:59'17.779
11	32.514	<b>15.162</b>	28.506	22.924	1'39.106	248,3	12:00'56.885
12	32.732	15.511	28.570	22.978	1'39.791	244,3	12:02'36.676
13	32.529	15.251	28.679	23.111	1'39.570	248,8	12:04'16.246
14	<b>32.414</b>	15.216	28.640	<b>22.788</b>	<b>1'39.058</b>	249,4	12:05'55.304
15	32.573	15.211	<b>28.479</b>	22.885	1'39.148	250,0	12:07'34.452
16	32.621	15.220	28.881	22.872	1'39.594	<b>250,6</b>	12:09'14.046
17	32.627	15.178	28.853	22.890	1'39.548	<b>250,6</b>	12:10'53.594

11° 25 M. BRENNER (1'39.495)							
Lap	Seg1	Seg2	Seg3	Seg4	Lap Time	km/h	Local Time
1		16.440	29.900	24.245		242,2	11:28'11.710
2	33.772	15.694	29.046	23.730	1'42.242	244,9	11:29'53.952
3	33.202	15.550	28.942	23.453	1'41.147	246,6	11:31'35.099
4	34.467	15.503	29.117	23.709	1'42.796	245,5	11:33'17.895
5	33.051	15.511	28.853	23.549	1'40.964	<b>247,7</b>	11:34'58.859
6	32.666	15.412	28.725	23.372	1'40.175	246,6	11:36'39.034
7	33.206	15.518	29.113	33.651	1'51.488P	<b>247,7</b>	11:38'30.522
8	3'27.034	15.700	28.918	23.345	4'34.997P	244,3	11:43'05.519
9	32.796	15.508	28.623	23.348	1'40.275	246,6	11:44'45.794
10	32.731	15.398	28.609	23.276	1'40.014	<b>247,7</b>	11:46'25.808
11	32.620	15.357	28.677	23.410	1'40.064	247,1	11:48'05.872
12	32.971	15.438	28.920	32.958	1'50.287P	246,0	11:49'56.159
13	32.711	15.574	29.569	24.809	5'33.663P	244,3	11:55'29.822
14	32.478	<b>15.285</b>	28.496	23.425	1'39.684	246,6	11:57'09.506
15	<b>32.370</b>	15.399	<b>28.455</b>	23.271	<b>1'39.495</b>	246,0	11:58'49.001
16	32.655	15.286	29.879	23.948	1'41.768	246,0	12:00'30.769
17	32.519	15.420	30.831	23.795	1'42.565	246,0	12:02'13.334
18	32.929	15.334	28.710	33.583	1'50.556P	246,0	12:04'03.890
19	3'50.226	15.459	29.201	23.390	4'58.276P	246,0	12:09'02.166
20	32.513	15.706	28.625	<b>23.216</b>	1'40.060	<b>247,7</b>	12:10'42.226

9° 99 A. HUERTAS (1'39.075)							
Lap	Seg1	Seg2	Seg3	Seg4	Lap Time	km/h	Local Time
1		16.282	31.010	24.723		247,1	11:28'13.999
2	33.666	15.858	29.147	24.047	1'42.718	248,8	11:29'56.717
3	32.944	15.603	28.836	23.685	1'41.068	246,6	11:31'37.785
4	34.793	17.011	29.914	26.564	1'48.282C	223,6	11:33'26.067

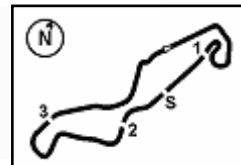
12° 16 J. CLUZEL (1'39.521)							
Lap	Seg1	Seg2	Seg3	Seg4	Lap Time	km/h	Local Time
1		16.409	29.935	23.814		244,3	11:27'40.572

22/04/2022 P = Pits In/Out - C = Lap Time Cancelled

These data/results cannot be reproduced, stored and/or transmitted in whole or in part by any manner of electronic, mechanical, photocopying, recording, broadcasting or otherwise now known or herein after developed without the previous express consent by the copyright owner, except for reproduction in daily press and regular printed publications on sale to the public within 60 days of the event related to those data/results and always provided that copyright symbol appears together as follows below.

© DORNA WSBK ORGANIZATION Srl 2022





TT Circuit Assen 4.542 m

**Motul Dutch Round, 22-24 April 2022**  
**Chronological Analysis Free Practice 1st Session**

3 / 6

2	32.998	15.507	28.970	23.526	1'41.001	250,6	11:29'21.573
3	32.870	15.382	28.748	23.293	1'40.293	250,0	11:31'01.866
4	32.647	15.242	<b>28.583</b>	<b>23.049</b>	<b>1'39.521</b>	253,5	11:32'41.387
5	34.878	15.308	28.999	23.349	1'42.534	253,5	11:34'23.921
6	<b>32.510</b>	<b>15.225</b>	28.664	23.141	1'39.540	251,7	11:36'03.461
7	33.138	15.391	29.661	33.028	1'51.218P	<b>254,7</b>	11:37'54.679
8	5'02.286	15.627	28.846	23.404	6'10.163P	246,0	11:44'04.842
9	32.902	15.304	28.687	23.255	1'40.148	251,7	11:45'44.990
10	32.840	<b>15.225</b>	28.789	23.315	1'40.169	252,9	11:47'25.159
11	32.640	15.618	31.490	23.318	1'43.066	251,2	11:49'08.225
12	32.706	15.249	28.781	23.300	1'40.036	251,7	11:50'48.261
13	32.784	15.387	29.005	32.808	1'49.984P	250,6	11:52'38.245
14	5'39.965	15.600	29.285	23.511	6'48.361P	247,1	11:59'26.606
15	32.729	15.395	28.888	23.508	1'40.520	250,0	12:01'07.126
16	32.795	15.299	28.842	23.381	1'40.317	251,2	12:02'47.443
17	32.721	15.296	28.809	23.263	1'40.089	252,3	12:04'27.532
18	32.694	15.265	28.953	23.163	1'40.075	251,7	12:06'07.607
19	32.575	15.281	28.781	23.143	1'39.780	251,7	12:07'47.387
20	32.917	15.242	29.150	33.669	1'50.978P	251,2	12:09'38.365

15° 52 P. HOBELSBERGER (1'39.705)							
Lap	Seg1	Seg2	Seg3	Seg4	Lap Time	km/h	Local Time
1		16.681	29.704	24.428		247,7	11:27'45.478
2	33.558	15.739	29.413	23.762	1'42.472	251,2	11:29'27.950
3	33.523	15.761	29.433	23.599	1'42.316	<b>252,3</b>	11:31'10.266
4	32.939	15.623	29.072	23.557	1'41.191	251,7	11:32'51.457
5	32.895	15.533	29.005	23.513	1'40.946	251,7	11:34'32.403
6	35.865	16.125	30.405	34.635	1'57.030P	246,0	11:36'29.433
7	7'07.112	15.755	29.345	23.598	8'15.810P	248,8	11:44'45.243
8	32.885	15.430	28.795	24.305	1'41.415	250,0	11:46'26.658
9	32.743	15.469	28.804	23.221	1'40.237	251,7	11:48'06.895
10	32.765	15.363	30.012	33.321	1'51.461P	251,7	11:49'58.356
11	7'49.115	17.081	29.195	23.534	8'58.925P	201,9	11:58'57.281
12	32.779	15.300	28.736	23.388	1'40.203	249,4	12:00'37.484
13	<b>32.591</b>	<b>15.245</b>	<b>28.673</b>	23.196	<b>1'39.705</b>	250,6	12:02'17.189
14	36.290	15.511	29.422	32.816	1'54.039P	250,6	12:04'11.228
15	3'46.452	15.531	29.156	23.282	4'54.421P	246,6	12:09'05.649
16	32.626	15.416	28.747	<b>23.128</b>	1'39.917	251,2	12:10'45.566

13° 3 R. DE ROSA (1'39.523)							
Lap	Seg1	Seg2	Seg3	Seg4	Lap Time	km/h	Local Time
1		16.897	31.316	36.727		230,3	11:28'17.145
2	2'54.946	16.577	31.233	24.820	4'07.576P	230,8	11:32'24.721
3	34.781	16.203	32.559	24.643	1'48.186	231,8	11:34'12.907
4	34.255	16.011	29.940	36.095	1'56.301P	234,3	11:36'09.208
5	5'17.427	15.809	29.930	23.768	6'26.934P	245,5	11:42'36.142
6	33.132	15.385	29.090	23.471	1'41.078	247,1	11:44'17.220
7	32.987	15.283	28.941	23.443	1'40.654	247,1	11:45'57.874
8	33.035	15.339	28.870	23.498	1'40.742	246,6	11:47'38.616
9	32.689	15.311	28.898	23.094	1'39.992	248,3	11:49'18.608
10	32.823	15.256	28.944	23.188	1'40.211	248,3	11:50'58.819
11	34.076	16.332	31.432	35.640	1'57.480P	233,3	11:52'56.299
12	7'15.989	15.760	29.797	23.374	8'24.920P	245,5	12:01'21.219
13	33.217	15.297	28.910	23.223	1'40.647	248,8	12:03'01.866
14	32.787	15.245	28.705	23.193	1'39.930	248,8	12:04'41.796
15	35.127	15.956	29.353	23.400	1'43.836	240,0	12:06'25.632
16	<b>32.670</b>	15.153	28.823	23.396	1'40.042	<b>254,1</b>	12:08'05.674
17	32.736	15.153	28.864	23.046	1'39.799	249,4	12:09'45.473
18	32.789	<b>15.137</b>	<b>28.642</b>	<b>22.955</b>	<b>1'39.523</b>	252,3	12:11'24.996

16° 17 K. SMITH (1'39.707)							
Lap	Seg1	Seg2	Seg3	Seg4	Lap Time	km/h	Local Time
1		16.334	29.959	24.304		233,3	11:28'26.263
2	34.086	15.822	29.173	23.779	1'42.860	244,3	11:30'09.123
3	33.393	15.592	29.096	23.665	1'41.746	239,5	11:31'50.869
4	33.202	15.457	29.062	23.374	1'41.095	245,5	11:33'31.964
5	33.031	15.490	29.074	23.563	1'41.158	246,6	11:35'13.122
6	34.309	15.788	29.177	24.049	1'43.323	241,1	11:36'56.445
7	32.912	16.048	28.812	23.410	1'41.182	248,3	11:38'37.627
8	32.827	15.411	28.677	23.563	1'40.478	245,5	11:40'18.105
9	32.754	15.295	28.634	23.364	1'40.047	245,5	11:41'58.152
10	32.838	15.385	28.904	36.379	1'53.506P	244,9	11:43'51.658
11	9'49.163	15.506	28.748	23.424	10'56.841P	233,8	11:54'48.499
12	32.590	15.481	28.672	23.225	1'39.968	236,8	11:56'28.467
13	32.627	15.267	28.611	<b>23.202</b>	<b>1'39.707</b>	241,6	11:58'08.174
14	32.598	15.367	28.934	24.022	1'40.921	246,0	11:59'49.095
15	32.721	15.287	<b>28.420</b>	23.323	1'39.751	247,7	12:01'28.846
16	<b>32.579</b>	<b>15.248</b>	28.606	23.332	1'39.765	248,3	12:03'08.611
17	33.107	15.700	29.121	35.864	1'53.792P	246,0	12:05'02.403
18	1'57.841	15.451	29.363	23.766	3'06.421P	241,1	12:08'08.824
19	32.651	15.330	28.553	23.256	1'39.790	240,5	12:09'48.614
20	32.761	15.254	28.628	23.355	1'39.998	<b>249,4</b>	12:11'28.612

14° 38 H. SOOMER (1'39.525)							
Lap	Seg1	Seg2	Seg3	Seg4	Lap Time	km/h	Local Time
1		16.244	29.921	24.361		248,8	11:27'14.137
2	33.673	15.691	29.429	23.785	1'42.578	250,6	11:28'56.715
3	33.236	15.524	28.958	23.626	1'41.344	252,3	11:30'38.059
4	32.926	15.430	28.829	23.801	1'40.986	249,4	11:32'19.045
5	32.933	15.308	28.936	23.799	1'40.976	251,7	11:34'00.021
6	33.011	15.287	28.877	23.197	1'40.372	<b>253,5</b>	11:35'40.393
7	33.193	15.178	29.028	24.031	1'41.430	252,3	11:37'21.823
8	33.588	15.414	29.010	23.579	1'41.591	250,0	11:39'03.414
9	32.780	15.302	29.116	23.659	1'40.857	251,7	11:40'44.271
10	33.765	15.649	29.077	33.991	1'52.482P	246,0	11:42'36.753
11	9'39.454	15.439	29.101	23.694	10'47.688P	249,4	11:53'24.441
12	32.977	15.379	29.007	23.456	1'40.819	250,0	11:55'05.260
13	33.045	15.312	29.002	23.604	1'40.963	250,0	11:56'46.223
14	32.883	15.267	28.884	23.233	1'40.267	250,0	11:58'26.490
15	32.933	15.309	29.667	34.309	1'52.218P	250,6	12:00'18.708
16	4'25.671	15.318	28.824	23.197	5'33.010P	252,3	12:05'51.718
17	32.594	15.238	28.719	<b>23.102</b>	1'39.653	252,9	12:07'31.371
18	33.040	15.349	28.917	23.611	1'40.917	248,3	12:09'12.288
19	<b>32.513</b>	<b>15.159</b>	<b>28.689</b>	23.164	<b>1'39.525</b>	252,3	12:10'51.813

17° 94 A. VERDOIA (1'40.019)							
Lap	Seg1	Seg2	Seg3	Seg4	Lap Time	km/h	Local Time
1		16.742	30.541	25.164		244,3	11:27'34.845
2	33.720	16.071	29.443	24.566	1'43.800	247,7	11:29'18.645
3	33.216	15.764	29.072	24.053	1'42.105	248,8	11:31'00.750
4	32.867	15.609	28.796	23.621	1'40.893	249,4	11:32'41.643
5	33.443	15.619	28.711	33.764	1'51.537P	248,8	11:34'33.180
6	3'26.876	15.963	29.061	24.246	4'36.146P	247,7	11:39'09.326
7	32.633	15.532	28.757	23.679	1'40.601	249,4	11:40'49.927
8	32.574	15.401	28.710	23.496	1'40.181	251,2	11:42'30.108
9	32.905	15.373	28.760	<b>23.460</b>	1'40.498	250,0	11:44'10.606
10	32.661	15.387	28.730	23.864	1'40.642	248,8	11:45'51.248
11	32.537	15.391	28.623	23.468	<b>1'40.019</b>	248,8	11:47'31.267
12	33.610	15.884	30.439	23.934	1'43.867	248,8	11:49'15.134
13	<b>32.520</b>	15.386	28.668	23.632	1'40.206	250,6	11:50'55.340
14	32.741	15.423	28.842	23.804	1'40.810	249,4	11:52'36.150
15	32.663	15.386	28.781	23.598	1'40.428	250,6	11:54'16.578
16	32.778	15.574	29.361	24.094	1'41.807	248,8	11:55'58.385
17	32.864	15.342	<b>28.537</b>	23.443	1'40.186C	251,7	11:57'38.571
18	32.569	15.353	28.645	23.717	1'40.284C	250,0	11:59'18.855
19	33.055	15.353	28.707	23.595	1'40.710	251,7	12:00'59.565

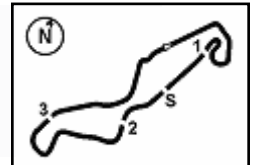
22/04/2022

P = Pits In/Out - C = Lap Time Cancelled

These data/results cannot be reproduced, stored and/or transmitted in whole or in part by any manner of electronic, mechanical, photocopying, recording, broadcasting or otherwise now known or herein after developed without the previous express consent by the copyright owner, except for reproduction in daily press and regular printed publications on sale to the public within 60 days of the event related to those data/results and always provided that copyright symbol appears together as follows below.

© DORNA WSBK ORGANIZATION Srl 2022





TT Circuit Assen 4.542 m

**Motul Dutch Round, 22-24 April 2022**  
**Chronological Analysis Free Practice 1st Session**

4 / 6

20	32.580	<b>15.257</b>	28.564	32.882	1'49.283P	252,3	12:02'48.848
21	2'22.551	15.729	29.272	23.896	3'31.448P	247,7	12:06'20.296
22	32.693	15.374	28.759	23.528	1'40.354	250,6	12:08'00.650
23	33.004	15.420	28.998	23.792	1'41.214	249,4	12:09'41.864
24	32.936	15.278	28.810	23.605	1'40.629	<b>254,7</b>	12:11'22.493

8	33.233	15.518	29.248	23.906	1'41.905	247,7	11:46'59.367
9	38.465	16.877	38.628	23.933	1'57.903	241,1	11:48'57.270
10	33.378	15.423	29.339	23.527	1'41.667	247,7	11:50'38.937
11	33.289	15.468	29.280	24.370	1'42.407	251,2	11:52'21.344
12	33.567	15.485	29.311	23.918	1'42.281C	<b>254,1</b>	11:54'03.625
13	33.061	<b>15.321</b>	29.204	33.003	1'50.589CP	250,6	11:55'54.214
14	6'18.161	15.727	29.819	23.777	7'27.484P	248,3	12:03'21.698
15	33.365	15.431	29.252	23.511	1'41.559	248,3	12:05'03.257
16	<b>32.889</b>	15.480	29.227	23.447	1'41.043	248,3	12:06'44.300
17	32.896	15.371	<b>28.822</b>	23.403	<b>1'40.492</b>	250,0	12:08'24.792
18	32.890	15.390	28.984	<b>23.256</b>	1'40.520	248,3	12:10'05.312

**18° 10 U. ORRAORE [1'40.200]**

Lap	Seg.1	Seg.2	Seg.3	Seg.4	Lap Time	km/h	Local Time
1		16.938	32.325	26.001		247,7	11:27'27.316
2	35.267	16.047	30.194	24.311	1'45.819	250,0	11:29'13.135
3	34.157	16.238	30.008	24.907	1'45.310	247,1	11:30'58.445
4	33.633	15.537	29.619	23.471	1'42.260	253,5	11:32'40.705
5	34.859	15.473	29.273	23.871	1'43.476	254,1	11:34'24.181
6	33.294	15.414	29.552	23.626	1'41.886	252,3	11:36'06.067
7	33.183	15.416	29.375	23.277	1'41.251	252,3	11:37'47.318
8	32.869	15.373	29.197	35.592	1'53.031P	254,1	11:39'40.349
9	7'22.676	15.945	29.700	23.782	8'32.103P	250,0	11:48'12.452
10	33.025	15.369	29.121	23.213	1'40.728	252,3	11:49'53.180
11	33.013	15.384	29.201	23.419	1'41.017	254,7	11:51'34.197
12	33.237	15.258	29.462	23.837	1'41.794	248,8	11:53'15.991
13	33.052	15.352	34.627	27.055	1'50.086	252,3	11:55'06.077
14	32.960	15.345	29.300	23.172	1'40.777	251,7	11:56'46.854
15	32.848	<b>15.223</b>	<b>29.000</b>	<b>23.129</b>	<b>1'40.200</b>	253,5	11:58'27.054
16	36.699	16.122	30.332	37.309	2'00.462P	247,1	12:00'27.516
17	4'47.692	15.533	30.473	23.394	5'57.092P	252,3	12:06'24.608
18	32.977	15.306	29.368	23.974	1'41.625	254,7	12:08'06.233
19	<b>32.780</b>	15.234	29.061	23.380	1'40.455	252,9	12:09'46.688
20	33.037	15.249	29.155	24.086	1'41.527	<b>255,3</b>	12:11'28.215

**21° 56 P. SEBASTYEN [1'40.579]**

Lap	Seg.1	Seg.2	Seg.3	Seg.4	Lap Time	km/h	Local Time
1		16.389	30.702	26.320		251,2	11:27'06.329
2	34.970	15.720	29.830	23.989	1'44.509	<b>252,3</b>	11:28'50.838
3	33.713	15.596	29.595	23.708	1'42.612	251,7	11:30'33.450
4	33.437	15.389	29.441	23.531	1'41.798	251,2	11:32'15.248
5	33.160	15.296	29.130	23.469	1'41.055	<b>252,3</b>	11:33'56.303
6	33.207	15.404	33.303	23.867	1'45.781	251,2	11:35'42.084
7	33.073	15.577	29.285	<b>23.370</b>	1'41.305	<b>252,3</b>	11:37'23.389
8	33.111	<b>15.275</b>	29.157	33.813	1'51.356P	251,2	11:39'14.745
9	8'29.255	15.539	29.403	24.147	9'38.344P	250,6	11:48'53.089
10	32.940	15.372	29.061	23.605	1'40.978	251,7	11:50'34.067
11	32.959	15.280	<b>28.970</b>	<b>23.370</b>	<b>1'40.579</b>	251,2	11:52'14.646
12	<b>32.740</b>	15.354	31.352	33.496	1'52.942P	251,7	11:54'07.588
13	6'36.631	15.483	29.109	24.306	7'45.529P	250,6	12:01'53.117
14	32.935	<b>15.275</b>	29.137	23.522	1'40.869	251,7	12:03'33.986
15	32.910	15.278	29.249	23.629	1'41.066	251,2	12:05'15.052
16	38.694	15.550	29.945	34.253	1'58.442P	250,6	12:07'13.494
17	3'13.465	16.979	33.348	25.377	4'29.169P	232,3	12:11'42.663

**19° 54 B. SOFUOGLU [1'40.419]**

Lap	Seg.1	Seg.2	Seg.3	Seg.4	Lap Time	km/h	Local Time
1							11:27'26.474
2					1'46.494		11:29'12.968
3	34.402	15.979	29.873	24.111	1'44.365	250,0	11:30'57.333
4	34.224	15.811	29.440	23.690	1'43.165	252,9	11:32'40.498
5	36.675	16.161	31.756	39.613	2'04.205P	252,3	11:34'44.703
6	3'01.696	15.782	31.160	24.001	4'12.639CP	249,4	11:38'57.342
7	33.612	15.550	29.232	23.687	1'42.081C	252,3	11:40'39.423
8	33.595	15.563	29.269	24.003	1'42.430	252,3	11:42'21.853
9	33.225	15.360	29.151	23.456	1'41.192	251,7	11:44'03.045
10	33.057	15.359	29.150	24.019	1'41.585C	251,7	11:45'44.630
11	33.066	15.383	29.115	23.309	1'40.873	251,7	11:47'25.503
12	32.944	15.694	<b>28.981</b>	23.272	1'40.891	252,9	11:49'06.394
13	35.967	15.600	29.455	23.911	1'44.933	252,9	11:50'51.327
14	<b>32.877</b>	15.334	29.087	23.276	1'40.574	252,9	11:52'31.901
15	32.881	15.317	29.060	<b>23.161</b>	<b>1'40.419</b>	253,5	11:54'12.320
16	42.007	16.965	32.418	37.810	2'09.200P	247,1	11:56'21.520
17	4'04.176	15.918	30.174	23.734	5'14.002P	250,0	12:01'35.522
18	33.366	15.692	31.340	23.810	1'44.208	251,7	12:03'19.730
19	33.300	15.490	29.342	23.642	1'41.774	251,7	12:05'01.504
20	32.958	15.348	29.367	23.521	1'41.194	252,3	12:06'42.698
21	33.059	<b>15.282</b>	29.304	23.310	1'40.955	<b>254,1</b>	12:08'23.653
22	33.037	15.339	29.124	23.799	1'41.299	251,7	12:10'04.952

**22° 50 O. VOSTATEK [1'40.692]**

Lap	Seg.1	Seg.2	Seg.3	Seg.4	Lap Time	km/h	Local Time
1		16.922	32.752	29.443		239,5	11:27'06.434
2	35.340	16.154	29.431	24.529	1'45.454	248,8	11:28'51.888
3	33.534	15.811	29.174	23.964	1'42.483	244,9	11:30'34.371
4	33.228	15.694	29.392	23.666	1'41.980	247,1	11:32'16.351
5	33.185	15.619	29.213	23.538	1'41.555	248,3	11:33'57.906
6	33.099	15.549	29.369	23.817	1'41.834	248,3	11:35'39.740
7	33.211	15.595	29.159	24.116	1'42.081	244,3	11:37'21.821
8	34.920	15.501	29.077	23.697	1'43.195	246,6	11:39'05.016
9	33.072	15.562	29.244	23.730	1'41.608	<b>247,7</b>	11:40'46.624
10	33.522	15.682	29.472	33.444	1'52.120P	<b>252,9</b>	11:42'38.744
11	5'57.167	15.587	29.764	23.934	7'09.452P	209,3	11:49'48.196
12	33.304	15.627	29.241	23.817	1'41.989	246,6	11:51'30.185
13	35.503	15.744	30.097	25.081	1'46.425	246,0	11:53'16.610
14	32.949	<b>15.329</b>	29.277	23.841	1'41.396	249,4	11:54'58.006
15	33.118	15.578	29.246	23.721	1'41.663C	246,6	11:56'39.669
16	33.045	15.462	29.250	23.531	1'41.288	247,1	11:58'20.957
17	32.850	15.441	29.089	23.474	1'40.854	246,6	12:00'01.811
18	33.042	15.487	29.151	23.731	1'41.411	246,6	12:01'43.222
19	33.401	15.550	29.208	23.419	1'41.578	246,6	12:03'24.800
20	33.595	15.692	29.742	23.486	1'42.515	246,6	12:05'07.315
21	<b>32.849</b>	15.411	<b>29.030</b>	<b>23.402</b>	<b>1'40.692</b>	246,0	12:06'48.007
22	33.231	15.632	29.512	23.916	1'42.291	242,7	12:08'30.298
23	33.088	15.784	30.513	33.765	1'53.150P	243,8	12:10'23.448

**20° 74 J. VAN SIKKELERUS [1'40.492]**

Lap	Seg.1	Seg.2	Seg.3	Seg.4	Lap Time	km/h	Local Time
1		16.677	30.210	24.381		246,0	11:27'46.233
2	33.965	15.731	29.957	24.489	1'44.142	250,6	11:29'30.375
3	34.380	15.563	29.480	23.919	1'43.342	247,7	11:31'13.717
4	33.520	15.455	29.364	23.879	1'42.218	247,1	11:32'55.935
5	33.170	15.376	29.182	24.058	1'41.786	247,1	11:34'37.721
6	33.446	15.647	29.414	32.851	1'51.358P	245,5	11:36'29.079
7	7'37.834	16.027	30.213	24.309	8'48.383P	243,2	11:45'17.462

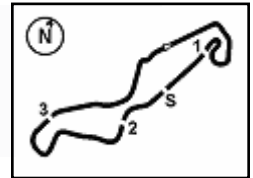
**23° 69 T. BOOTH-AMOS [1'40.728]**

Lap	Seg.1	Seg.2	Seg.3	Seg.4	Lap Time	km/h	Local Time
1		16.823	30.147	25.159		246,6	11:27'44.110
2	34.104	15.760	29.301	24.325	1'43.490	250,6	11:29'27.600
3	33.428	15.835	29.246	24.089	1'42.598	248,8	11:31'10.198

22/04/2022 P = Pits In/Out - C = Lap Time Cancelled

These data/results cannot be reproduced, stored and/or transmitted in whole or in part by any manner of electronic, mechanical, photocopying, recording, broadcasting or otherwise now known or herein after developed without the previous express consent by the copyright owner, except for reproduction in daily press and regular printed publications on sale to the public within 60 days of the event related to those data/results and always provided that copyright symbol appears together as follows below.

© DORNA WSBK ORGANIZATION Srl 2022



TT Circuit Assen 4.542 m

**Motul Dutch Round, 22-24 April 2022**  
**Chronological Analysis Free Practice 1st Session**

5 / 6

4	33.246	15.642	28.957	23.904	1'41.749	251,7	11:32'51.947	12	33.383	<b>15.486</b>	29.294	24.026	1'42.189	<b>250,6</b>	11:52'02.180
5	32.997	15.568	<b>28.797</b>	23.762	1'41.124	248,8	11:34'33.071	13	33.228	15.546	29.235	23.970	1'41.979	246,6	11:53'44.159
6	33.137			36.580	2'09.748P	249,4	11:36'42.819	14	33.210	15.813	30.366	24.396	1'43.785	246,0	11:55'27.944
7	7'16.707	16.054	30.264	26.966	8'29.991P	243,8	11:45'12.810	15	33.081	15.734	<b>29.047</b>	24.019	1'41.881	247,1	11:57'09.825
8	33.067	15.468	29.012	24.198	1'41.745	251,2	11:46'54.555	16	33.111	15.556	29.312	38.644	1'56.623P	246,6	11:59'06.448
9	33.389	15.916	30.251	23.901	1'43.457	<b>253,5</b>	11:48'38.012	17	5'02.937	15.882	29.684	23.955	6'12.458P	248,3	12:05'18.906
10	32.972	15.463	29.284	23.801	1'41.520	252,9	11:50'19.532	18	33.396	15.537	29.530	24.021	1'42.484	247,1	12:07'01.390
11	33.124	15.557	29.066	23.716	1'41.463	251,2	11:52'00.995	19	33.051	15.618	29.066	25.233	1'42.968	248,8	12:08'44.358
12	33.014	15.592	29.052	23.802	1'41.460	251,2	11:53'42.455	20	<b>32.942</b>	15.512	29.117	<b>23.819</b>	<b>1'41.390</b>	248,8	12:10'25.748
13	37.826	15.443	29.105	34.112	1'56.486P	251,7	11:55'38.941								
14	6'05.671	16.372	30.009	23.723	7'15.775P	232,8	12:02'54.716								
15	33.037	15.441	29.097	23.566	1'41.141	251,2	12:04'35.857								
16	<b>32.826</b>	15.489	29.088	23.534	1'40.937C	251,2	12:06'16.794								
17	32.930	15.349	28.922	<b>23.527</b>	<b>1'40.728</b>	251,7	12:07'57.522								
18	33.009	<b>15.309</b>	29.235	29.417	1'46.970	248,8	12:09'44.492								

27°		12 F. FULIGNI [1'41.598]					
Lap	Seg1	Seg2	Seg3	Seg4	Lap Time	km/h	Local Time
1			17.330	32.023	26.276	235,8	11:27'22.641
2	35.227	16.293	30.430	24.563	1'46.513	237,9	11:29'09.154
3	34.097	15.779	30.065	24.311	1'44.252	243,8	11:30'53.406
4	33.628	15.809	29.648	23.961	1'43.046	244,9	11:32'36.452
5	33.587	15.490	29.930	24.067	1'43.074	247,7	11:34'19.526
6	33.682	15.617	29.675	24.161	1'43.135	246,0	11:36'02.661
7	33.593	15.586	29.689	23.903	1'42.771	247,1	11:37'45.432
8	33.586	15.763	29.582	23.830	1'42.761	247,1	11:39'28.193
9	33.554	15.449	29.663	36.305	1'54.971P	248,8	11:41'23.164
10	5'42.624	15.785	29.858	23.974	6'52.241P	239,5	11:48'15.405
11	33.473	15.434	29.397	23.739	1'42.043	244,9	11:49'57.448
12	33.222	<b>15.343</b>	29.613	24.146	1'42.324	247,7	11:51'39.772
13	33.326	15.511	29.550	23.480	1'41.867	246,6	11:53'21.639
14	33.290	15.443	29.459	23.529	1'41.721	247,1	11:55'03.360
15	33.935	15.878	31.367	36.631	1'57.811P	241,6	11:57'01.171
16	3'25.088	15.780	30.650	24.112	4'35.630P	246,6	12:01'36.801
17	<b>33.181</b>	15.380	29.379	23.751	1'41.691	<b>249,4</b>	12:03'18.492
18	33.304	15.430	29.337	23.579	1'41.650	248,3	12:05'00.142
19	33.207	15.400	29.376	23.776	1'41.759	244,9	12:06'41.901
20	33.318	15.378	29.300	23.640	1'41.636	248,3	12:08'23.537
21	33.536	15.457	<b>29.238</b>	<b>23.367</b>	<b>1'41.598</b>	247,7	12:10'05.135

24°		24 L. TACCINI [1'40.884]					
Lap	Seg1	Seg2	Seg3	Seg4	Lap Time	km/h	Local Time
1		16.238	31.151	24.658		248,8	11:28'02.238
2	34.414	15.688	29.617	24.008	1'43.727	250,0	11:29'45.965
3	33.576	15.367	29.345	23.532	1'41.820	250,0	11:31'27.785
4	34.165	15.422	29.247	23.626	1'42.460	251,2	11:33'10.245
5	33.424	15.515	29.226	23.708	1'41.873	250,6	11:34'52.118
6	33.857	15.467	29.050	23.527	1'41.901	248,3	11:36'34.019
7	33.333	15.568	29.782	34.847	1'53.530P	250,0	11:38'27.549
8	11'01.855	15.666	29.576	23.902	12'10.999P	248,3	11:50'38.548
9	33.431	15.401	29.278	24.277	1'42.387	250,0	11:52'20.935
10	33.429	15.340	29.201	23.447	1'41.417	251,2	11:54'02.352
11	33.381	15.314	29.011	23.540	1'41.246	248,3	11:55'43.598
12	33.269	15.320	<b>28.910</b>	<b>23.385</b>	<b>1'40.884</b>	251,2	11:57'24.482
13	33.171	15.326	28.944	23.457	1'40.898	250,0	11:59'05.380
14	33.648	15.566	30.198	24.089	1'43.501	247,7	12:00'48.881
15	37.431	16.485	30.094	24.443	1'48.453	241,6	12:02'37.334
16	33.597	<b>15.226</b>	29.033	23.494	1'41.350	<b>252,9</b>	12:04'18.684
17	<b>33.148</b>	15.333	29.168	23.499	1'41.148	250,6	12:05'59.832
18	33.173	15.287	29.165	23.898	1'41.523	251,2	12:07'41.355
19	33.383	15.347	29.122	23.656	1'41.508	249,4	12:09'22.863
20	37.718	16.080	29.776	23.984	1'47.558	248,8	12:11'10.421

25°		6 J. BUIS [1'41.259]					
Lap	Seg1	Seg2	Seg3	Seg4	Lap Time	km/h	Local Time
1		16.070	30.305	25.181		249,4	11:27'05.427
2	34.214	15.612	29.455	24.048	1'43.329	<b>250,0</b>	11:28'48.756
3	33.577	15.575	29.233	24.067	1'42.452	<b>250,0</b>	11:30'31.208
4	33.596	15.609	29.068	23.624	1'41.897	248,8	11:32'13.105
5	33.393	<b>15.482</b>	<b>28.938</b>	<b>23.446</b>	<b>1'41.259</b>	<b>250,0</b>	11:33'54.364
6	33.182	15.546	29.180	23.666	1'41.574	249,4	11:35'35.938
7	<b>33.174</b>	15.544	29.147	23.637	1'41.502	248,8	11:37'17.440
8	33.338	15.596	29.142	34.934	1'53.010P	247,7	11:39'10.450

26°		71 T. EDWARDS [1'41.390]					
Lap	Seg1	Seg2	Seg3	Seg4	Lap Time	km/h	Local Time
1		17.220	31.665	25.540		240,0	11:27'46.159
2	34.814	16.168	30.129	24.933	1'46.044	249,4	11:29'32.203
3	34.335	16.098	29.650	24.656	1'44.739	248,3	11:31'16.942
4	33.987	15.932	30.100	24.167	1'44.186	250,0	11:33'01.128
5	33.785	15.691	29.575	42.038	2'01.089P	247,7	11:35'02.217
6	5'29.954	16.398	29.882	24.031	6'40.265P	243,8	11:41'42.482
7	37.029	15.873	29.239	24.152	1'46.293	243,8	11:43'28.775
8	33.599	15.835	29.286	24.215	1'42.935	244,3	11:45'11.710
9	33.512	15.769	29.257	24.157	1'42.695	248,3	11:46'54.405
10	33.358	15.962	29.192	24.356	1'42.868	246,6	11:48'37.273
11	33.344	15.805	29.578	23.991	1'42.718	244,3	11:50'19.991

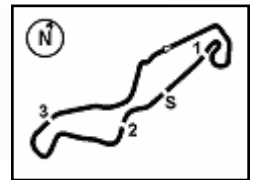
28°		15 E. MCMANUS [1'42.069]					
Lap	Seg1	Seg2	Seg3	Seg4	Lap Time	km/h	Local Time
1		17.427	33.035	26.995		242,2	11:27'50.375
2	35.903	16.590	31.867	25.410	1'49.770	246,6	11:29'40.145
3	34.753	16.268	31.271	24.983	1'47.275	246,6	11:31'27.420
4	34.394	16.250	29.737	24.478	1'44.859	245,5	11:33'12.279
5	34.209	16.980	35.403	26.225	1'52.817	246,6	11:35'05.096
6	33.878	15.988	33.877	25.221	1'48.964	250,6	11:36'54.060
7	34.707	17.244	30.038	25.019	1'47.008	239,5	11:38'41.068
8	34.065	16.163	29.669	25.106	1'45.003	247,1	11:40'26.071
9	36.650	16.691	30.893	36.938	2'01.172P	243,2	11:42'27.243
10	5'15.054	16.283	30.280	24.541	6'26.158P	247,7	11:48'53.401
11	33.529	15.793	29.276	24.176	1'42.774	248,8	11:50'36.175
12	33.714	16.839	29.864	24.582	1'44.999	246,6	11:52'21.174
13	33.574	<b>15.572</b>	29.142	24.237	1'42.525	251,2	11:54'03.699
14	34.466	15.861	29.255	24.392	1'43.974	246,0	11:55'47.673
15	34.869	16.769	31.390	24.659	1'47.687	242,2	11:57'35.360
16	33.588	15.896	29.464	24.371	1'43.319	245,5	11:59'18.679
17	33.652	15.737	29.140	24.039	1'42.568	249,4	12:01'01.247
18	33.649	15.794	29.201	24.288	1'42.932	249,4	12:02'44.179
19	33.426	15.844	29.575	24.175	1'43.020	246,6	12:04'27.199
20	34.419	16.227	30.550	34.607	1'55.803P	246,6	12:06'23.002
21	1'59.580	16.310	29.963	<b>23.977</b>	3'09.830P	244,3	12:09'32.832
22	<b>33.327</b>	15.608	<b>29.113</b>	24.021	<b>1'42.069</b>	<b>253,5</b>	12:11'14.901

29°		32 O. BAYLISS [1'42.415]					
Lap	Seg1	Seg2	Seg3	Seg4	Lap Time	km/h	Local Time
1		17.530	32.215	27.053		242,2	11:27'05.884
2	35.715	16.686	30.895	25.730	1'49.026	248,3	11:28'54.910

22/04/2022 P = Pits In/Out - C = Lap Time Cancelled

These data/results cannot be reproduced, stored and/or transmitted in whole or in part by any manner of electronic, mechanical, photocopying, recording, broadcasting or otherwise now known or herein after developed without the previous express consent by the copyright owner, except for reproduction in daily press and regular printed publications on sale to the public within 60 days of the event related to those data/results and always provided that copyright symbol appears together as follows below.

© DORNA WSBK ORGANIZATION Srl 2022



**Motul Dutch Round, 22-24 April 2022**  
**Chronological Analysis Free Practice 1st Session**

3	34.852	16.461	30.266	24.805	1'46.384	251,7	11:30'41.294	1		18.467	34.974	27.632		233,8	11:27'30.775
4	34.881	16.243	30.170	24.418	1'45.712	248,8	11:32'27.006	2	37.685	17.091	32.223	25.882	1'52.881	235,3	11:29'23.656
5	34.446	15.910	30.142	24.590	1'45.088	251,2	11:34'12.094	3	36.676	16.559	31.405	25.319	1'49.959	246,6	11:31'13.615
6	33.987	15.854	29.702	24.420	1'43.963	251,2	11:35'56.057	4	36.078	16.224	31.860	25.207	1'49.369	249,4	11:33'02.984
7	34.295	15.679	29.913	24.382	1'44.269	251,2	11:37'40.326	5	35.284	16.455	30.907	25.035	1'47.681	247,1	11:34'50.665
8	33.925	15.809	30.610	24.673	1'45.017	250,0	11:39'25.343	6	35.238	16.426	30.581	24.857	1'47.102	240,5	11:36'37.767
9	33.919	15.698	29.838	24.072	1'43.527	251,7	11:41'08.870	7	35.124	16.292	30.599	24.783	1'46.798	245,5	11:38'24.565
10	33.765	15.732	29.870	23.949	1'43.316	250,6	11:42'52.186	8	35.333	16.736	30.875	24.783	1'46.798	245,5	11:38'24.565
11	34.903	16.303	30.927	33.690	1'55.823P	246,6	11:44'48.009	9	6'41.708	17.333	30.914	24.675	7'54.630P	208,5	11:48'18.271
12	6'07.850	16.034	30.216	24.276	7'18.376P	249,4	11:52'06.385	10	34.870	16.174	30.429	24.302	1'45.775	246,6	11:50'04.046
13	34.249	15.792	30.025	24.213	1'44.279	<b>252,3</b>	11:53'50.664	11	34.474	16.105	30.464	24.467	1'45.510	247,7	11:51'49.556
14	33.995	15.812	29.743	24.034	1'43.584	250,6	11:55'34.248	12	34.770	16.063	30.466	24.327	1'45.626	247,1	11:53'35.182
15	33.579	<b>15.570</b>	29.706	23.987	1'42.842	<b>252,3</b>	11:57'17.090	13	<b>34.205</b>	16.055	30.434	24.345	1'45.039	245,5	11:55'20.221
16	33.599	15.604	29.508	23.782	1'42.493	250,6	11:58'59.583	14	34.933	16.822	31.326	27.226	2'00.307P	244,9	11:57'20.528
17	33.637	15.580	29.466	23.899	1'42.582	<b>252,3</b>	12:00'42.165	15	3'38.874	16.621	33.816	25.088	4'54.399P	240,5	12:02'14.927
18	33.668	15.574	29.501	<b>23.672</b>	<b>1'42.415</b>	251,7	12:02'24.580	16	34.594	16.005	30.645	24.206	1'45.450	247,1	12:04'00.377
19	<b>33.510</b>	15.596	<b>29.465</b>	23.966	1'42.537	<b>252,3</b>	12:04'07.117	17	34.472	15.946	30.385	<b>24.199</b>	1'45.002	246,6	12:05'45.379
20	35.735	18.883	32.510	33.098	2'00.226P	163,9	12:06'07.343	18	34.687	15.984	30.402	24.333	1'45.406	247,1	12:07'30.785
21	1'17.196	16.505	31.947	26.829	2'32.477P	243,8	12:08'39.820	19	34.739	15.941	30.193	24.472	1'45.345	247,1	12:09'16.130
22	33.987	15.581	29.567	23.817	1'42.952	251,2	12:10'22.772	20	34.292	<b>15.851</b>	<b>30.082</b>	24.559	<b>1'44.784</b>	<b>250,6</b>	12:11'00.914

**30° 73 M. KOFLER [1'42.505]**

Lap	Seg.1	Seg.2	Seg.3	Seg.4	Lap Time	km/h	Local Time
1		17.126	31.180	24.868		247,1	11:27'45.240
2	34.621	15.874	29.953	24.497	1'44.945	251,7	11:29'30.185
3	34.719	15.893	29.674	23.999	1'44.285	<b>254,1</b>	11:31'14.470
4	34.954	15.598	29.749	34.755	1'55.056P	252,3	11:33'09.526
5	6'26.003	15.973	30.004	24.275	7'36.255P	250,6	11:40'45.781
6	34.254	15.523	29.645	24.373	1'43.795	251,7	11:42'29.576
7	33.709	15.491	<b>29.354</b>	<b>23.951</b>	<b>1'42.505</b>	252,3	11:44'12.081
8	<b>33.706</b>	15.534	29.416	23.966	1'42.622	250,6	11:45'54.703
9	36.834	15.675	29.649	34.928	1'57.086P	250,6	11:47'51.789
10	5'49.995	15.657	29.820	24.186	6'59.658P	246,6	11:54'51.447
11	33.882	15.629	29.664	24.152	1'43.327	250,0	11:56'34.774
12	33.735	15.584	29.707	24.132	1'43.158	248,3	11:58'17.932
13	38.735	15.766	29.995	24.604	1'49.100	250,0	12:00'07.032
14	34.477	15.700	30.036	34.589	1'54.802P	251,2	12:02'01.834
15	3'19.719	15.948	30.065	24.338	4'30.070P	250,0	12:06'31.904
16	34.091	15.519	29.525	24.095	1'43.230	251,2	12:08'15.134
17	33.918	<b>15.443</b>	29.621	24.289	1'43.271	<b>254,1</b>	12:09'58.405

**31° 22 F. FULIGNI [1'42.717]**

Lap	Seg.1	Seg.2	Seg.3	Seg.4	Lap Time	km/h	Local Time
1		16.802	31.845	25.311		244,9	11:27'17.807
2	36.124	16.450	30.779	24.656	1'48.009	240,0	11:29'05.816
3	35.021	16.054	32.615	24.416	1'48.106	245,5	11:30'53.922
4	34.482	15.728	30.217	36.555	1'56.982P	246,0	11:32'50.904
5	3'43.004	16.323	34.068	25.504	4'58.899P	241,1	11:37'49.803
6	34.648	16.056	30.269	24.058	1'45.031	246,0	11:39'34.834
7	34.750	15.909	30.226	24.369	1'45.254	245,5	11:41'20.088
8	34.685	16.007	35.955	39.154	2'05.801P	243,8	11:43'25.889
9	11'42.668	16.445	31.058	24.537	12'54.708P	238,4	11:56'20.597
10	34.554	15.914	30.096	24.096	1'44.660	245,5	11:58'05.257
11	34.095	15.738	29.894	23.984	1'43.711	244,9	11:59'48.968
12	33.836	15.638	29.857	23.956	1'43.287	246,6	12:01'32.255
13	37.158	20.613	30.340	24.125	1'52.236	163,9	12:03'24.491
14	35.371	15.630	29.866	23.949	1'44.816	<b>248,8</b>	12:05'09.307
15	33.878	15.574	29.797	23.887	1'43.136	246,0	12:06'52.443
16	34.014	16.286	30.899	23.923	1'45.122	245,5	12:08'37.565
17	<b>33.828</b>	<b>15.547</b>	<b>29.559</b>	<b>23.783</b>	<b>1'42.717</b>	245,5	12:10'20.282

**32° 88 A. ZETTI [1'44.784]**

Lap	Seg.1	Seg.2	Seg.3	Seg.4	Lap Time	km/h	Local Time
-----	-------	-------	-------	-------	----------	------	------------

22/04/2022 P = Pits In/Out - C = Lap Time Cancelled

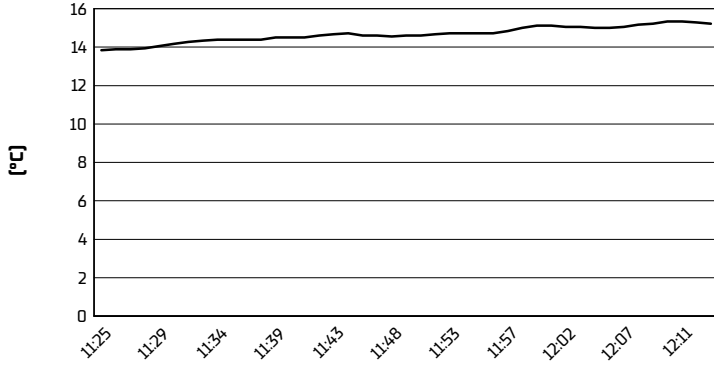
These data/results cannot be reproduced, stored and/or transmitted in whole or in part by any manner of electronic, mechanical, photocopying, recording, broadcasting or otherwise now known or herein after developed without the previous express consent by the copyright owner, except for reproduction in daily press and regular printed publications on sale to the public within 60 days of the event related to those data/results and always provided that copyright symbol appears together as follows below.

© DORNA WSBK ORGANIZATION Srl 2022

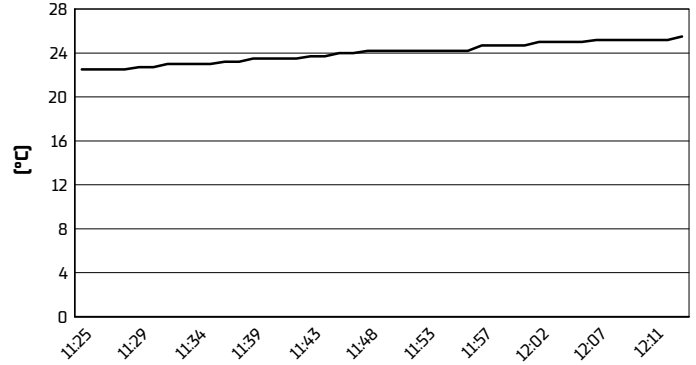


**Motul Dutch Round, 22-24 April 2022**  
**Weather Report Free Practice 1st Session**  
Session started 11:25 - Session ended 12:15

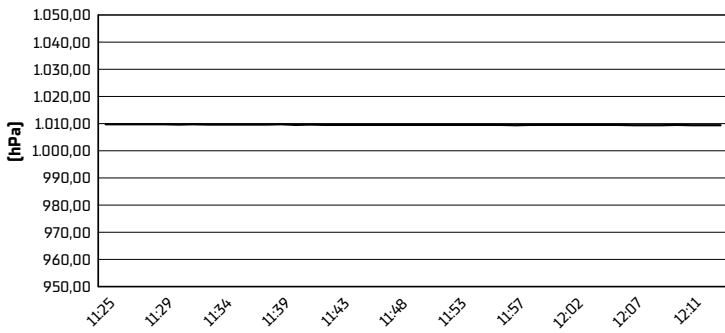
**Air Temperature**



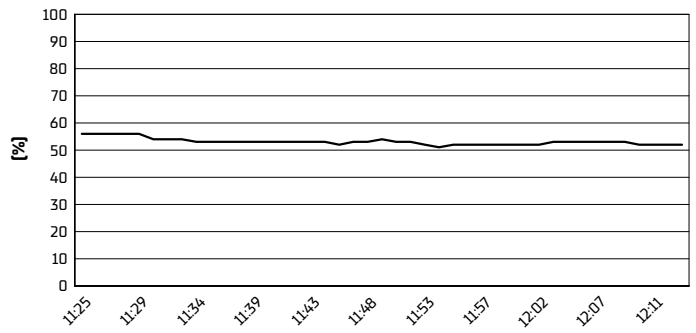
**Track Temperature**



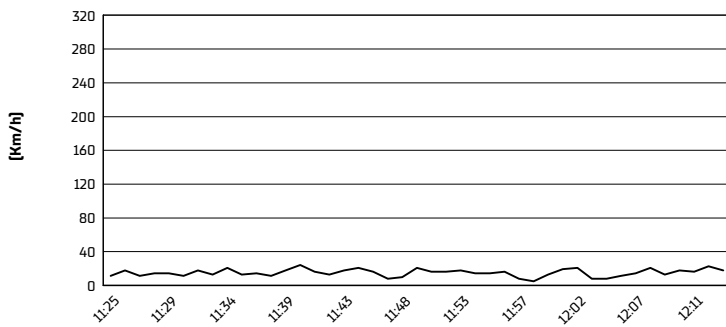
**Air Pressure**



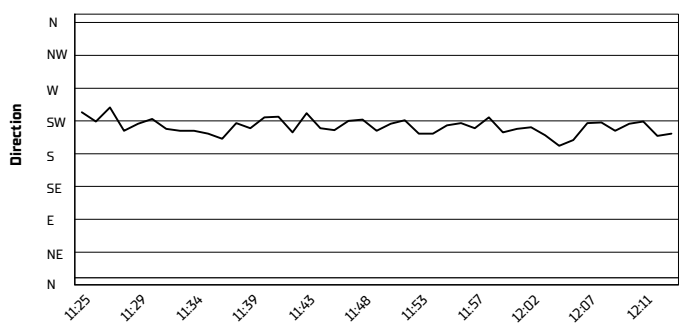
**Humidity**



**Wind Speed**



**Wind Direction**



22/04/2022

These data/results cannot be reproduced, stored and/or transmitted in whole or in part by any manner of electronic, mechanical, photocopying, recording, broadcasting or otherwise now known or herein after developed without the previous express consent by the copyright owner, except for reproduction in daily press and regular printed publications on sale to the public within 60 days of the event related to those data/results and always provided that copyright symbol appears together as follows below.

© DORNA WSBK ORGANIZATION Srl 2022