

**Motul Dutch Round, 22-24 April 2022**  
**Results Free Practice 2nd Session**

No.	Rider	Nat	Team	Bike	Class	Time	Gap	Rel.	Laps	Speed	
										Avg	Max
1	<b>61 C. ONCU</b>	TUR	Kawasaki Puccetti Racing	Kawasaki ZX-6R		<b>1'37.958</b>			20	166,921	<b>252,9</b>
2	<b>77 D. AEGERTER</b>	SUI	Ten Kate Racing Yamaha	Yamaha YZF R6		<b>1'38.028</b>	0.070	0.070	21	166,801	<b>251,7</b>
3	<b>11 N. BULEGA</b>	ITA	Aruba.it Racing WorldSSP Team	Ducati Panigale V2		<b>1'38.035</b>	0.077	0.007	19	166,789	<b>251,2</b>
4	<b>7 L. BALDASSARRI</b>	ITA	Evan Bros.WorldSSP Yamaha Team	Yamaha YZF R6		<b>1'38.143</b>	0.185	0.108	18	166,606	<b>254,1</b>
5	<b>28 G. VAN STRAALLEN</b>	NED	EAB Racing Team	Yamaha YZF R6		<b>1'38.236</b>	0.278	0.093	21	166,448	<b>252,9</b>
6	<b>16 J. CLUZEL</b>	FRA	GMT94 Yamaha	Yamaha YZF R6		<b>1'38.386</b>	0.428	0.150	20	166,194	<b>254,7</b>
7	<b>66 N. TUULI</b>	FIN	MV Agusta Reparto Corse	MV Agusta F3 800 RR		<b>1'38.513</b>	0.555	0.127	14	165,980	<b>252,3</b>
8	<b>64 F. CARICASULO</b>	ITA	Althea Racing	Ducati Panigale V2		<b>1'38.539</b>	0.581	0.026	21	165,936	<b>251,2</b>
9	<b>3 R. DE ROSA</b>	ITA	Orelac Racing Verdatura WorldSSP	Ducati Panigale V2		<b>1'38.614</b>	0.656	0.075	19	165,810	<b>248,8</b>
10	<b>62 S. MANZI</b>	ITA	Dynavolt Triumph	Triumph Street Triple RS		<b>1'38.726</b>	0.768	0.112	14	165,622	<b>252,9</b>
11	<b>94 A. VERDOIA</b>	FRA	GMT94 Yamaha	Yamaha YZF R6		<b>1'38.824</b>	0.866	0.098	14	165,458	<b>248,8</b>
12	<b>56 P. SEBESTYEN</b>	HUN	Evan Bros.WorldSSP Yamaha Team	Yamaha YZF R6		<b>1'39.016</b>	1.058	0.192	15	165,137	<b>252,9</b>
13	<b>55 Y. MONTELLA</b>	ITA	Kawasaki Puccetti Racing	Kawasaki ZX-6R		<b>1'39.025</b>	1.067	0.009	19	165,122	<b>252,9</b>
14	<b>38 H. SOOMER</b>	EST	Dynavolt Triumph	Triumph Street Triple RS		<b>1'39.158</b>	1.200	0.133	18	164,900	<b>252,3</b>
15	<b>24 L. TACCINI</b>	ITA	Ten Kate Racing Yamaha	Yamaha YZF R6		<b>1'39.183</b>	1.225	0.025	19	164,859	<b>250,0</b>
16	<b>52 P. HOBELBERGER</b>	GER	Kallio Racing	Yamaha YZF R6		<b>1'39.271</b>	1.313	0.088	16	164,713	<b>251,2</b>
17	<b>10 U. ORRADRE</b>	ESP	MS Racing Yamaha WorldSSP	Yamaha YZF R6		<b>1'39.379</b>	1.421	0.108	16	164,534	<b>252,3</b>
18	<b>54 B. SOFUOGLU</b>	TUR	MV Agusta Reparto Corse	MV Agusta F3 800 RR	*	<b>1'39.410</b>	1.452	0.031	22	164,482	<b>251,2</b>
19	<b>17 K. SMITH</b>	GBR	VFT Racing	Yamaha YZF R6		<b>1'39.475</b>	1.517	0.065	22	164,375	<b>247,1</b>
20	<b>69 T. BOOTH-AMOS</b>	GBR	Prodina Racing WorldSSP	Kawasaki ZX-6R	*	<b>1'39.656</b>	1.698	0.181	19	164,076	<b>252,9</b>
21	<b>99 A. HUERTAS</b>	ESP	MTM Kawasaki	Kawasaki ZX-6R		<b>1'39.658</b>	1.700	0.002	10	164,073	<b>248,3</b>
22	<b>25 M. BRENNER</b>	SUI	VFT Racing	Yamaha YZF R6	*	<b>1'39.730</b>	1.772	0.072	14	163,955	<b>245,5</b>
23	<b>6 J. BUJS</b>	NED	Motozoo Racing by Puccetti	Kawasaki ZX-6R	*	<b>1'39.892</b>	1.934	0.162	18	163,689	<b>255,3</b>
24	<b>74 J. VAN SIKKELERUS</b>	NED	MPM Routz Racing	Yamaha YZF R6		<b>1'39.949</b>	1.991	0.057	18	163,595	<b>250,0</b>
25	<b>50 O. VOSTATEK</b>	CZE	MS Racing Yamaha WorldSSP	Yamaha YZF R6		<b>1'40.285</b>	2.327	0.336	23	163,047	<b>248,3</b>
26	<b>71 T. EDWARDS</b>	AUS	Yart - Yamaha WorldSSP	Yamaha YZF R6		<b>1'40.371</b>	2.413	0.086	20	162,908	<b>252,9</b>
27	<b>32 O. BAYLISS</b>	AUS	BARNI Spark Racing Team	Ducati Panigale V2		<b>1'40.637</b>	2.679	0.266	20	162,477	<b>251,7</b>
28	<b>12 F. FULIGNI</b>	ITA	D34G Racing	Ducati Panigale V2	*	<b>1'40.723</b>	2.765	0.086	21	162,338	<b>248,3</b>
29	<b>73 M. KOFLER</b>	AUT	CM Racing	Ducati Panigale V2		<b>1'40.864</b>	2.906	0.141	17	162,111	<b>251,7</b>
30	<b>15 E. MCMANUS</b>	IRL	Motozoo Racing by Puccetti	Kawasaki ZX-6R		<b>1'41.234</b>	3.276	0.370	20	161,519	<b>249,4</b>
31	<b>22 F. FULIGNI</b>	ITA	D34G Racing	Ducati Panigale V2	*	<b>1'42.135</b>	4.177	0.901	19	160,094	<b>247,7</b>
----- <b>Out 105% in this Session</b> -----											
32	<b>88 A. ZETTI</b>	ITA	Kallio Racing	Yamaha YZF R6	*	<b>1'43.136</b>	5.178	1.001	21	158,540	<b>248,8</b>

**Qualifying Lap Time (105% of 1'37.958): 1'42.856**

\* WorldSSP Challenge

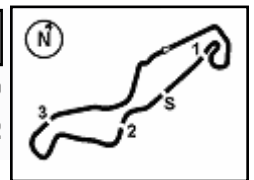
AIR	Humidity:	46%	Temp:	18°C
TRACK	Condition:	Dry	Temp:	27°C

Records	Pole	(SP)	2021	D.Aegerter	1'37.222	168,180	Km/h
	Race	(RC1)	2021	D.Aegerter	1'37.688	167,380	Km/h
	All Times	(SP)	2021	D.Aegerter	1'37.222	168,180	Km/h

Start 22/04/2022 16:00 End 16:49 The results are provisional until the end of the time limit for protests and appeals and the completion of the technical checks.

These data/results cannot be reproduced, stored and/or transmitted in whole or in part by any manner of electronic, mechanical, photocopying, recording, broadcasting or otherwise now known or herein after developed without the previous express consent by the copyright owner, except for reproduction in daily press and regular printed publications on sale to the public within 60 days of the event related to those data/results and always provided that copyright symbol appears together as follows below.

© DORNA WSBK ORGANIZATION Srl 2022



**Motul Dutch Round, 22-24 April 2022**  
**Results Free Practice 2nd Session**

**Session Highlights**

Local Time	No. Rider	Description
16.00.00		Start
16.00.03		WorldSSP Pit Intervention Time: 1min 16secs
16.07.49	<b>10 U. ORRADRE</b>	Lap Cancelled [1'40.990] - Exceeded Track Limits - Turn 12
16.10.37	<b>28 G. VAN STRAALEN</b>	Lap Cancelled [1'38.521] - Exceeded Track Limits - Turn 18
16.11.45	<b>28 G. VAN STRAALEN</b>	Lap Cancelled [1'38.553] - Exceeded Track Limits on Previous Lap
16.16.39	<b>71 T. EDWARDS</b>	Lap Cancelled [1'46.816] - Exceeded Track Limits - Turn 12
16.17.59	<b>10 U. ORRADRE</b>	Lap Cancelled [1'40.117] - Exceeded Track Limits - Turn 18
16.18.59	<b>25 M. BRENNER</b>	Lap Cancelled [1'39.690] - Exceeded Track Limits - Turn 18
16.19.26	<b>10 U. ORRADRE</b>	Lap Cancelled [2'04.608] - Exceeded Track Limits on Previous Lap
16.19.55	<b>25 M. BRENNER</b>	Lap Cancelled [1'39.996] - Exceeded Track Limits on Previous Lap
16.24.40	<b>99 A. HUERTAS</b>	Crashed - Turn 1
16.25.31	<b>38 H. SOOMER</b>	Lap Cancelled [1'40.441] - Exceeded Track Limits - Turn 18
16.25.41	<b>38 H. SOOMER</b>	Lap Cancelled [1'39.719] - Exceeded Track Limits on Previous Lap
16.25.55	<b>99 A. HUERTAS</b>	Lap Cancelled [1'35.420] - Exceeded Track Limits - Turn 17
16.30.10	<b>66 N. TUULI</b>	Lap Cancelled [1'54.682] - Exceeded Track Limits - Turn 18
16.31.38	<b>66 N. TUULI</b>	Lap Cancelled [1'39.100] - Exceeded Track Limits on Previous Lap
16.33.40	<b>25 M. BRENNER</b>	On the Gravel - Re-Joined - Turn 17
16.33.53	<b>10 U. ORRADRE</b>	Lap Cancelled [1'39.596] - Exceeded Track Limits - Turn 8
16.34.04	<b>15 E. MCMANUS</b>	Lap Cancelled [1'41.612] - Exceeded Track Limits - Turn 8
16.37.29	<b>10 U. ORRADRE</b>	Technical Problem - Turn 2
16.37.42	<b>54 B. SOFUOGLU</b>	Lap Cancelled [7'49.195] - Exceeded Track Limits - Turn 18
16.37.50	<b>54 B. SOFUOGLU</b>	Lap Cancelled [1'40.645] - Exceeded Track Limits on Previous Lap
16.38.35	<b>64 F. CARICASULO</b>	Lap Cancelled [1'39.375] - Exceeded Track Limits - Turn 17
16.39.19	<b>55 Y. MONTELLA</b>	Lap Cancelled [1'40.295] - Exceeded Track Limits - Turn 12
16.39.50	<b>64 F. CARICASULO</b>	Lap Cancelled [1'39.070] - Exceeded Track Limits on Previous Lap
16.40.23	<b>77 D. AEGERTER</b>	Lap Cancelled [2'45.315] - Exceeded Track Limits - Turn 18
16.41.36	<b>77 D. AEGERTER</b>	Lap Cancelled [1'38.611] - Exceeded Track Limits on Previous Lap
16.42.52	<b>74 J. VAN SIKKELERUS</b>	On the Gravel - Re-Joined - Turn 5
16.43.30	<b>69 T. BOOTH-AMOS</b>	Lap Cancelled [1'39.867] - Exceeded Track Limits - Turn 8
16.45.21	<b>64 F. CARICASULO</b>	Crashed - Turn 5
16.45.35	<b>99 A. HUERTAS</b>	Lap Cancelled [9'39.649] - Exceeded Track Limits - Turn 17
16.45.43	<b>99 A. HUERTAS</b>	Lap Cancelled [1'39.860] - Exceeded Track Limits on Previous Lap
16.46.15	<b>64 F. CARICASULO</b>	Re-joined
16.49.02		End Of Session

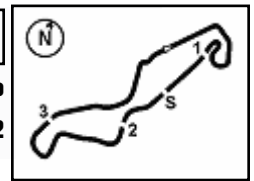
**Fastest Laps Sequence**

No.	Rider	Nat	Team	Bike	Local Time	Time	Gap	Avg
<b>28</b>	<b>G. VAN STRAALEN</b>	NED	EAB Racing Team	Yamaha YZF R6	16:03'22.765	<b>1'39.604</b>		164,162
<b>61</b>	<b>C. ONCU</b>	TUR	Kawasaki Puccetti Racing	Kawasaki ZX-6R	16:03'31.202	<b>1'38.502</b>	-1.102	165,999
<b>61</b>	<b>C. ONCU</b>	TUR	Kawasaki Puccetti Racing	Kawasaki ZX-6R	16:05'09.333	<b>1'38.131</b>	-0.371	166,626
<b>77</b>	<b>D. AEGERTER</b>	SUI	Ten Kate Racing Yamaha	Yamaha YZF R6	16:07'54.858	<b>1'38.028</b>	-0.103	166,801
<b>61</b>	<b>C. ONCU</b>	TUR	Kawasaki Puccetti Racing	Kawasaki ZX-6R	16:42'48.760	<b>1'37.958</b>	-0.070	166,921

22/04/2022 Start 16:00 End 16:49 The results are provisional until the end of the time limit for protests and appeals and the completion of the technical checks.

These data/results cannot be reproduced, stored and/or transmitted in whole or in part by any manner of electronic, mechanical, photocopying, recording, broadcasting or otherwise now known or herein after developed without the previous express consent by the copyright owner, except for reproduction in daily press and regular printed publications on sale to the public within 60 days of the event related to those data/results and always provided that copyright symbol appears together as follows below.

© DORNA WSBK ORGANIZATION Srl 2022


**Motul Dutch Round, 22-24 April 2022**  
**Free Practices Combined Results after FP2**

No.	Rider	Nat	Team	Bike	Class	FP1	FP2	Time	Gap	Rel.	Avg	LL
1	<b>77 D. AEGERTER</b>	SUI	Ten Kate Racing Yamaha	Yamaha YZF R6		<b>1'37.753</b>	1'38.028	<b>1'37.753</b>			167,271	40
2	<b>61 C. ONCU</b>	TUR	Kawasaki Puccetti Racing	Kawasaki ZX-6R		1'38.679	<b>1'37.958</b>	<b>1'37.958</b>	0.205	0.205	166,921	39
3	<b>11 N. BULEGA</b>	ITA	Aruba.it Racing WorldSSP Team	Ducati Panigale V2		1'38.878	<b>1'38.035</b>	<b>1'38.035</b>	0.282	0.077	166,789	42
4	<b>7 L. BALDASSARRI</b>	ITA	Evan Bros.WorldSSP Yamaha Team	Yamaha YZF R6		1'38.266	<b>1'38.143</b>	<b>1'38.143</b>	0.390	0.108	166,606	37
5	<b>28 G. VAN STRAALEN</b>	NED	EAB Racing Team	Yamaha YZF R6		1'39.058	<b>1'38.236</b>	<b>1'38.236</b>	0.483	0.093	166,448	37
6	<b>16 J. CLUZEL</b>	FRA	GMT94 Yamaha	Yamaha YZF R6		1'39.521	<b>1'38.386</b>	<b>1'38.386</b>	0.633	0.150	166,194	39
7	<b>66 N. TUULI</b>	FIN	MV Agusta Reparto Corse	MV Agusta F3 800 RR		1'38.817	<b>1'38.513</b>	<b>1'38.513</b>	0.760	0.127	165,980	30
8	<b>64 F. CARICASULO</b>	ITA	Althea Racing	Ducati Panigale V2		1'38.813	<b>1'38.539</b>	<b>1'38.539</b>	0.786	0.026	165,936	42
9	<b>3 R. DE ROSA</b>	ITA	Orelac Racing Verdunatura WorldSSP	Ducati Panigale V2		1'39.523	<b>1'38.614</b>	<b>1'38.614</b>	0.861	0.075	165,810	36
10	<b>62 S. MANZI</b>	ITA	Dynavolt Triumph	Triumph Street Triple RS		1'38.905	<b>1'38.726</b>	<b>1'38.726</b>	0.973	0.112	165,622	32
11	<b>94 A. VERDOIA</b>	FRA	GMT94 Yamaha	Yamaha YZF R6		1'40.019	<b>1'38.824</b>	<b>1'38.824</b>	1.071	0.098	165,458	37
12	<b>56 P. SEBESTYEN</b>	HUN	Evan Bros.WorldSSP Yamaha Team	Yamaha YZF R6		1'40.579	<b>1'39.016</b>	<b>1'39.016</b>	1.263	0.192	165,137	31
13	<b>55 Y. MONTELLA</b>	ITA	Kawasaki Puccetti Racing	Kawasaki ZX-6R		1'39.420	<b>1'39.025</b>	<b>1'39.025</b>	1.272	0.009	165,122	38
14	<b>99 A. HUERTAS</b>	ESP	MTM Kawasaki	Kawasaki ZX-6R		<b>1'39.075</b>	1'39.658	<b>1'39.075</b>	1.322	0.050	165,039	26
15	<b>38 H. SOOMER</b>	EST	Dynavolt Triumph	Triumph Street Triple RS		1'39.525	<b>1'39.158</b>	<b>1'39.158</b>	1.405	0.083	164,900	36
16	<b>24 L. TACCINI</b>	ITA	Ten Kate Racing Yamaha	Yamaha YZF R6		1'40.884	<b>1'39.183</b>	<b>1'39.183</b>	1.430	0.025	164,859	38
17	<b>52 P. HOBELBERGER</b>	GER	Kallio Racing	Yamaha YZF R6		1'39.705	<b>1'39.271</b>	<b>1'39.271</b>	1.518	0.088	164,713	31
18	<b>10 U. ORRADRE</b>	ESP	MS Racing Yamaha WorldSSP	Yamaha YZF R6		1'40.200	<b>1'39.379</b>	<b>1'39.379</b>	1.626	0.108	164,534	35
19	<b>54 B. SOFUOGLU</b>	TUR	MV Agusta Reparto Corse	MV Agusta F3 800 RR	*	1'40.419	<b>1'39.410</b>	<b>1'39.410</b>	1.657	0.031	164,482	43
20	<b>17 K. SMITH</b>	GBR	VFT Racing	Yamaha YZF R6		1'39.707	<b>1'39.475</b>	<b>1'39.475</b>	1.722	0.065	164,375	41
21	<b>25 M. BRENNER</b>	SUI	VFT Racing	Yamaha YZF R6	*	<b>1'39.495</b>	1'39.730	<b>1'39.495</b>	1.742	0.020	164,342	33
22	<b>69 T. BOOTH-AMOS</b>	GBR	Prodina Racing WorldSSP	Kawasaki ZX-6R	*	1'40.728	<b>1'39.656</b>	<b>1'39.656</b>	1.903	0.161	164,076	36
23	<b>6 J. BUIS</b>	NED	Motozoo Racing by Puccetti	Kawasaki ZX-6R	*	1'41.259	<b>1'39.892</b>	<b>1'39.892</b>	2.139	0.236	163,689	25
24	<b>74 J. VAN SIKKELERUS</b>	NED	MPM Routz Racing	Yamaha YZF R6		1'40.492	<b>1'39.949</b>	<b>1'39.949</b>	2.196	0.057	163,595	35
25	<b>50 O. VOSTATEK</b>	CZE	MS Racing Yamaha WorldSSP	Yamaha YZF R6		1'40.692	<b>1'40.285</b>	<b>1'40.285</b>	2.532	0.336	163,047	45
26	<b>71 T. EDWARDS</b>	AUS	Yart - Yamaha WorldSSP	Yamaha YZF R6		1'41.390	<b>1'40.371</b>	<b>1'40.371</b>	2.618	0.086	162,908	39
27	<b>32 O. BAYLISS</b>	AUS	BARNI Spark Racing Team	Ducati Panigale V2		1'42.415	<b>1'40.637</b>	<b>1'40.637</b>	2.884	0.266	162,477	41
28	<b>12 F. FULIGNI</b>	ITA	D34G Racing	Ducati Panigale V2	*	1'41.598	<b>1'40.723</b>	<b>1'40.723</b>	2.970	0.086	162,338	41
29	<b>73 M. KOFLER</b>	AUT	CM Racing	Ducati Panigale V2		1'42.505	<b>1'40.864</b>	<b>1'40.864</b>	3.111	0.141	162,111	33
30	<b>15 E. MCFMANUS</b>	IRL	Motozoo Racing by Puccetti	Kawasaki ZX-6R		1'42.069	<b>1'41.234</b>	<b>1'41.234</b>	3.481	0.370	161,519	41
31	<b>22 F. FULIGNI</b>	ITA	D34G Racing	Ducati Panigale V2	*	1'42.717	<b>1'42.135</b>	<b>1'42.135</b>	4.382	0.901	160,094	35
32	<b>88 A. ZETTI</b>	ITA	Kallio Racing	Yamaha YZF R6	*	1'44.784	<b>1'43.136</b>	<b>1'43.136</b>	5.383	1.001	158,540	40

\* WorldSSP Challenge

22/04/2022

These data/results cannot be reproduced, stored and/or transmitted in whole or in part by any manner of electronic, mechanical, photocopying, recording, broadcasting or otherwise now known or herein after developed without the previous express consent by the copyright owner, except for reproduction in daily press and regular printed publications on sale to the public within 60 days of the event related to those data/results and always provided that copyright symbol appears together as follows below.

© DORNA WSBK ORGANIZATION Srl 2022

**Motul Dutch Round, 22-24 April 2022**  
**Best Sectors & Speed Free Practice 2nd Session**

**BEST LAP**

1	61	C. ONCU	Kawasaki ZX-6R	1'37.958
2	77	D. AEGERTER	Yamaha YZF R6	1'38.028
3	11	N. BULEGA	Ducati Panigale V2	1'38.035
4	7	L. BALDASSARRI	Yamaha YZF R6	1'38.143
5	28	G. VAN STRAALLEN	Yamaha YZF R6	1'38.236
6	16	J. CLUZEL	Yamaha YZF R6	1'38.386
7	66	N. TUULI	MV Agusta F3 800 RR	1'38.513
8	64	F. CARICASULO	Ducati Panigale V2	1'38.539
9	3	R. DE ROSA	Ducati Panigale V2	1'38.614
10	62	S. MANZI	Triumph Street Triple RS	1'38.726
11	94	A. VERDOIA	Yamaha YZF R6	1'38.824
12	56	P. SEBESTYEN	Yamaha YZF R6	1'39.016
13	55	Y. MONTELLA	Kawasaki ZX-6R	1'39.025
14	38	H. SOOMER	Triumph Street Triple RS	1'39.158
15	24	L. TACCINI	Yamaha YZF R6	1'39.183
16	52	P. HOBELSBERGER	Yamaha YZF R6	1'39.271
17	10	U. ORRADRE	Yamaha YZF R6	1'39.379
18	54	B. SOFUOGLU	MV Agusta F3 800 RR	1'39.410
19	17	K. SMITH	Yamaha YZF R6	1'39.475
20	69	T. BOOTH-AMOS	Kawasaki ZX-6R	1'39.656
21	99	A. HUERTAS	Kawasaki ZX-6R	1'39.658
22	25	M. BRENNER	Yamaha YZF R6	1'39.730
23	6	J. BUIS	Kawasaki ZX-6R	1'39.892
24	74	J. VAN SIKKELERUS	Yamaha YZF R6	1'39.949
25	50	D. VOSTATEK	Yamaha YZF R6	1'40.285
26	71	T. EDWARDS	Yamaha YZF R6	1'40.371
27	32	O. BAYLISS	Ducati Panigale V2	1'40.637
28	12	F. FULIGNI	Ducati Panigale V2	1'40.723
29	73	M. KOFLER	Ducati Panigale V2	1'40.864
30	15	E. MCMANUS	Kawasaki ZX-6R	1'41.234
31	22	F. FULIGNI	Ducati Panigale V2	1'42.135
32	88	A. ZETTI	Yamaha YZF R6	1'43.136

**SPEED**

1	6	J. BUIS	Kawasaki ZX-6R	255,3
2	16	J. CLUZEL	Yamaha YZF R6	254,7
3	7	L. BALDASSARRI	Yamaha YZF R6	254,1
4	69	T. BOOTH-AMOS	Kawasaki ZX-6R	252,9
5	28	G. VAN STRAALLEN	Yamaha YZF R6	252,9
6	62	S. MANZI	Triumph Street Triple RS	252,9
7	61	C. ONCU	Kawasaki ZX-6R	252,9
8	56	P. SEBESTYEN	Yamaha YZF R6	252,9
9	55	Y. MONTELLA	Kawasaki ZX-6R	252,9
10	71	T. EDWARDS	Yamaha YZF R6	252,9
11	66	N. TUULI	MV Agusta F3 800 RR	252,3
12	38	H. SOOMER	Triumph Street Triple RS	252,3
13	10	U. ORRADRE	Yamaha YZF R6	252,3
14	77	D. AEGERTER	Yamaha YZF R6	251,7
15	73	M. KOFLER	Ducati Panigale V2	251,7
16	32	O. BAYLISS	Ducati Panigale V2	251,7
17	54	B. SOFUOGLU	MV Agusta F3 800 RR	251,2
18	52	P. HOBELSBERGER	Yamaha YZF R6	251,2
19	11	N. BULEGA	Ducati Panigale V2	251,2
20	64	F. CARICASULO	Ducati Panigale V2	251,2
21	24	L. TACCINI	Yamaha YZF R6	250,0
22	74	J. VAN SIKKELERUS	Yamaha YZF R6	250,0
23	15	E. MCMANUS	Kawasaki ZX-6R	249,4
24	94	A. VERDOIA	Yamaha YZF R6	248,8
25	3	R. DE ROSA	Ducati Panigale V2	248,8
26	88	A. ZETTI	Yamaha YZF R6	248,8
27	99	A. HUERTAS	Kawasaki ZX-6R	248,3
28	50	D. VOSTATEK	Yamaha YZF R6	248,3
29	12	F. FULIGNI	Ducati Panigale V2	248,3
30	22	F. FULIGNI	Ducati Panigale V2	247,7
31	17	K. SMITH	Yamaha YZF R6	247,1
32	25	M. BRENNER	Yamaha YZF R6	245,5

**SEG. 1**

1	61	C. ONCU	32.013
2	77	D. AEGERTER	32.024
3	16	J. CLUZEL	32.046
4	7	L. BALDASSARRI	32.068
5	62	S. MANZI	32.068
6	94	A. VERDOIA	32.070
7	28	G. VAN STRAALLEN	32.123
8	64	F. CARICASULO	32.157
9	11	N. BULEGA	32.209
10	66	N. TUULI	32.248
11	3	R. DE ROSA	32.298
12	56	P. SEBESTYEN	32.302
13	10	U. ORRADRE	32.374
14	99	A. HUERTAS	32.395
15	38	H. SOOMER	32.396
16	55	Y. MONTELLA	32.403
17	24	L. TACCINI	32.459
18	52	P. HOBELSBERGER	32.513
19	54	B. SOFUOGLU	32.519
20	69	T. BOOTH-AMOS	32.527
21	25	M. BRENNER	32.554
22	74	J. VAN SIKKELERUS	32.571
23	6	J. BUIS	32.574
24	17	K. SMITH	32.650
25	71	T. EDWARDS	32.751
26	50	D. VOSTATEK	32.756
27	15	E. MCMANUS	32.814
28	12	F. FULIGNI	32.907
29	32	O. BAYLISS	32.988
30	73	M. KOFLER	33.033
31	22	F. FULIGNI	33.376
32	88	A. ZETTI	33.751

**SEG. 2**

1	61	C. ONCU	14.903
2	77	D. AEGERTER	14.929
3	7	L. BALDASSARRI	14.967
4	3	R. DE ROSA	15.018
5	11	N. BULEGA	15.020
6	16	J. CLUZEL	15.028
7	64	F. CARICASULO	15.037
8	28	G. VAN STRAALLEN	15.055
9	66	N. TUULI	15.067
10	10	U. ORRADRE	15.094
11	52	P. HOBELSBERGER	15.100
12	62	S. MANZI	15.103
13	56	P. SEBESTYEN	15.112
14	55	Y. MONTELLA	15.129
15	54	B. SOFUOGLU	15.196
16	38	H. SOOMER	15.201
17	94	A. VERDOIA	15.219
18	74	J. VAN SIKKELERUS	15.224
19	17	K. SMITH	15.225
20	24	L. TACCINI	15.230
21	69	T. BOOTH-AMOS	15.235
22	73	M. KOFLER	15.275
23	6	J. BUIS	15.285
24	99	A. HUERTAS	15.288
25	50	D. VOSTATEK	15.304
26	12	F. FULIGNI	15.305
27	32	O. BAYLISS	15.345
28	71	T. EDWARDS	15.352
29	25	M. BRENNER	15.361
30	22	F. FULIGNI	15.541
31	15	E. MCMANUS	15.577
32	88	A. ZETTI	15.720

**SEG. 3**

1	61	C. ONCU	28.075
2	16	J. CLUZEL	28.080
3	11	N. BULEGA	28.132
4	7	L. BALDASSARRI	28.133
5	77	D. AEGERTER	28.177
6	17	K. SMITH	28.212
7	28	G. VAN STRAALLEN	28.287
8	94	A. VERDOIA	28.327
9	62	S. MANZI	28.334
10	3	R. DE ROSA	28.350
11	64	F. CARICASULO	28.368
12	6	J. BUIS	28.369
13	66	N. TUULI	28.375
14	55	Y. MONTELLA	28.377
15	38	H. SOOMER	28.389
16	24	L. TACCINI	28.414
17	25	M. BRENNER	28.418
18	99	A. HUERTAS	28.433
19	52	P. HOBELSBERGER	28.433
20	56	P. SEBESTYEN	28.452
21	54	B. SOFUOGLU	28.514
22	69	T. BOOTH-AMOS	28.534
23	50	D. VOSTATEK	28.611
24	10	U. ORRADRE	28.665
25	74	J. VAN SIKKELERUS	28.671
26	71	T. EDWARDS	28.730
27	15	E. MCMANUS	28.775
28	32	O. BAYLISS	28.897
29	12	F. FULIGNI	28.944
30	73	M. KOFLER	29.002
31	22	F. FULIGNI	29.358
32	88	A. ZETTI	29.628

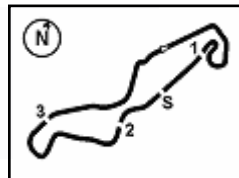
**SEG. 4**

1	28	G. VAN STRAALLEN	22.605
2	11	N. BULEGA	22.636
3	77	D. AEGERTER	22.698
4	7	L. BALDASSARRI	22.759
5	61	C. ONCU	22.760
6	64	F. CARICASULO	22.783
7	16	J. CLUZEL	22.786
8	66	N. TUULI	22.793
9	62	S. MANZI	22.902
10	10	U. ORRADRE	22.904
11	3	R. DE ROSA	22.930
12	52	P. HOBELSBERGER	22.943
13	55	Y. MONTELLA	22.950
14	24	L. TACCINI	22.958
15	17	K. SMITH	23.007
16	56	P. SEBESTYEN	23.046
17	38	H. SOOMER	23.050
18	99	A. HUERTAS	23.054
19	54	B. SOFUOGLU	23.088
20	69	T. BOOTH-AMOS	23.098
21	6	J. BUIS	23.117
22	94	A. VERDOIA	23.120
23	25	M. BRENNER	23.188
24	50	D. VOSTATEK	23.229
25	32	O. BAYLISS	23.253
26	74	J. VAN SIKKELERUS	23.259
27	12	F. FULIGNI	23.326
28	71	T. EDWARDS	23.379
29	73	M. KOFLER	23.452
30	15	E. MCMANUS	23.507
31	88	A. ZETTI	23.756
32	22	F. FULIGNI	23.770

22/04/2022

These data/results cannot be reproduced, stored and/or transmitted in whole or in part by any manner of electronic, mechanical, photocopying, recording, broadcasting or otherwise now known or herein after developed without the previous express consent by the copyright owner, except for reproduction in daily press and regular printed publications on sale to the public within 60 days of the event related to those data/results and always provided that copyright symbol appears together as follows below.

© DORNA WSBK ORGANIZATION Srl 2022



TT Circuit Assen 4.542 m

**Motul Dutch Round, 22-24 April 2022**  
**Ideal Times Free Practice 2nd Session**
**1 / 2**

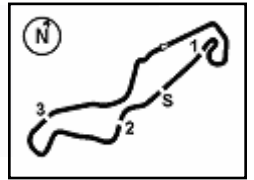
No.	Rider	Nat	Bike	Seg. 1	Seg. 2	Seg. 3	Seg. 4	Ideal Time		
				Diff. 1	Diff. 2	Diff. 3	Diff. 4	Best Lap	Pos.	Diff.
1	<b>61 C. ONCU</b>	TUR	Kawasaki ZX-6R	<b>32.013</b> +0.097	<b>14.903</b>	<b>28.075</b>	22.760 +0.110	<b>1'37.751</b> 1'37.958	1	0.207
2	<b>77 D. AEGERTER</b>	SUI	Yamaha YZF R6	32.024 +0.067	14.929 +0.039	28.177 +0.094	22.698	<b>1'37.828</b> 1'38.028	2	0.200
3	<b>7 L. BALDASSARRI</b>	ITA	Yamaha YZF R6	32.068	14.967	28.133 +0.100	22.759 +0.116	<b>1'37.927</b> 1'38.143	4	0.216
4	<b>16 J. CLUZEL</b>	FRA	Yamaha YZF R6	32.046 +0.047	15.028 +0.115	28.080 +0.284	22.786	<b>1'37.940</b> 1'38.386	6	0.446
5	<b>11 N. BULEGA</b>	ITA	Ducati Panigale V2	32.209 +0.002	15.020 +0.036	28.132	22.636	<b>1'37.997</b> 1'38.035	3	0.038
6	<b>28 G. VAN STRAALEN</b>	NED	Yamaha YZF R6	32.123	15.055 +0.048	28.287 +0.118	<b>22.605</b>	<b>1'38.070</b> 1'38.236	5	0.166
7	<b>64 F. CARICASULO</b>	ITA	Ducati Panigale V2	32.157 +0.046	15.037 +0.051	28.368 +0.097	22.783	<b>1'38.345</b> 1'38.539	8	0.194
8	<b>62 S. MANZI</b>	ITA	Triumph Street Triple RS	32.068 +0.226	15.103 +0.093	28.334	22.902	<b>1'38.407</b> 1'38.726	10	0.319
9	<b>66 N. TUULI</b>	FIN	MV Agusta F3 800 RR	32.248	15.067	28.375 +0.030	22.793	<b>1'38.483</b> 1'38.513	7	0.030
10	<b>3 R. DE ROSA</b>	ITA	Ducati Panigale V2	32.298 +0.018	15.018	28.350	22.930	<b>1'38.596</b> 1'38.614	9	0.018
11	<b>94 A. VERDOIA</b>	FRA	Yamaha YZF R6	32.070	15.219 +0.088	28.327	23.120	<b>1'38.736</b> 1'38.824	11	0.088
12	<b>55 Y. MONTELLA</b>	ITA	Kawasaki ZX-6R	32.403 +0.106	15.129 +0.060	28.377	22.950	<b>1'38.859</b> 1'39.025	13	0.166
13	<b>56 P. SEBESTYEN</b>	HUN	Yamaha YZF R6	32.302	15.112	28.452	23.046 +0.104	<b>1'38.912</b> 1'39.016	12	0.104
14	<b>52 P. HOBELSBERGER</b>	GER	Yamaha YZF R6	32.513	15.100 +0.097	28.433 +0.185	22.943	<b>1'38.989</b> 1'39.271	16	0.282
15	<b>38 H. SOOMER</b>	EST	Triumph Street Triple RS	32.396 +0.006	15.201 +0.116	28.389	23.050	<b>1'39.036</b> 1'39.158	14	0.122
16	<b>10 U. ORRADRE</b>	ESP	Yamaha YZF R6	32.374 +0.342	15.094	28.665	22.904	<b>1'39.037</b> 1'39.379	17	0.342
17	<b>24 L. TACCINI</b>	ITA	Yamaha YZF R6	32.459 +0.064	15.230 +0.042	28.414	22.958 +0.016	<b>1'39.061</b> 1'39.183	15	0.122
18	<b>17 K. SMITH</b>	GBR	Yamaha YZF R6	32.650 +0.126	15.225	28.212 +0.255	23.007	<b>1'39.094</b> 1'39.475	19	0.381
19	<b>99 A. HUERTAS</b>	ESP	Kawasaki ZX-6R	32.395	15.288 +0.141	28.433 +0.203	23.054 +0.144	<b>1'39.170</b> 1'39.658	21	0.488
20	<b>54 B. SOFUOGLU</b>	TUR	MV Agusta F3 800 RR	32.519	15.196 +0.066	28.514	23.088 +0.027	<b>1'39.317</b> 1'39.410	18	0.093
21	<b>6 J. BUIS</b>	NED	Kawasaki ZX-6R	32.574 +0.279	15.285 +0.082	28.369 +0.137	23.117 +0.049	<b>1'39.345</b> 1'39.892	23	0.547
22	<b>69 T. BOOTH-AMOS</b>	GBR	Kawasaki ZX-6R	32.527 +0.009	15.235 +0.101	28.534 +0.152	23.098	<b>1'39.394</b> 1'39.656	20	0.262
23	<b>25 M. BRENNER</b>	SUI	Yamaha YZF R6	32.554 +0.009	15.361 +0.136	28.418 +0.008	23.188 +0.056	<b>1'39.521</b> 1'39.730	22	0.209
24	<b>74 J. VAN SIKKELERUS</b>	NED	Yamaha YZF R6	32.571	15.224	28.671 +0.012	23.259 +0.212	<b>1'39.725</b> 1'39.949	24	0.224
25	<b>50 D. VOSTATEK</b>	CZE	Yamaha YZF R6	32.756 +0.116	15.304 +0.052	28.611 +0.161	23.229 +0.056	<b>1'39.900</b> 1'40.285	25	0.385
26	<b>71 T. EDWARDS</b>	AUS	Yamaha YZF R6	32.751 +0.001	15.352	28.730 +0.085	23.379 +0.073	<b>1'40.212</b> 1'40.371	26	0.159
27	<b>12 F. FULIGNI</b>	ITA	Ducati Panigale V2	32.907 +0.063	15.305 +0.150	28.944 +0.028	23.326	<b>1'40.482</b> 1'40.723	28	0.241
28	<b>32 D. BAYLISS</b>	AUS	Ducati Panigale V2	32.988	15.345	28.897	23.253 +0.154	<b>1'40.483</b> 1'40.637	27	0.154
29	<b>15 E. MCMANUS</b>	IRL	Kawasaki ZX-6R	32.814 +0.288	15.577	28.775 +0.267	23.507 +0.006	<b>1'40.673</b> 1'41.234	30	0.561
30	<b>73 M. KOFLER</b>	AUT	Ducati Panigale V2	33.033	15.275 +0.067	29.002	23.452 +0.035	<b>1'40.762</b> 1'40.864	29	0.102
31	<b>22 F. FULIGNI</b>	ITA	Ducati Panigale V2	33.376	15.541	29.358 +0.090	23.770	<b>1'42.045</b> 1'42.135	31	0.090
32	<b>88 A. ZETTI</b>	ITA	Yamaha YZF R6	33.751 +0.006	15.720 +0.057	29.628 +0.218	23.756	<b>1'42.855</b> 1'43.136	32	0.281
<b>Overall Ideal Time</b>				32.013	14.903	28.075	22.605	<b>1'37.596</b>		

22/04/2022

These data/results cannot be reproduced, stored and/or transmitted in whole or in part by any manner of electronic, mechanical, photocopying, recording, broadcasting or otherwise now known or herein after developed without the previous express consent by the copyright owner, except for reproduction in daily press and regular printed publications on sale to the public within 60 days of the event related to those data/results and always provided that copyright symbol appears together as follows below.

© DORNA WSBK ORGANIZATION Srl 2022

**FIGR PERUGIA TIMING**

TT Circuit Assen 4.542 m

2 / 2

**Motul Dutch Round, 22-24 April 2022**  
**Ideal Times Free Practice 2nd Session**

No. Rider	Nat	Bike	Seg. 1	Seg. 2	Seg. 3	Seg. 4	Ideal Time		
			Diff. 1	Diff. 2	Diff. 3	Diff. 4	Best Lap	Pos.	Diff.

22/04/2022

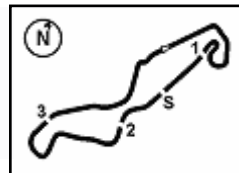
These data/results cannot be reproduced, stored and/or transmitted in whole or in part by any manner of electronic, mechanical, photocopying, recording, broadcasting or otherwise now known or herein after developed without the previous express consent by the copyright owner, except for reproduction in daily press and regular printed publications on sale to the public within 60 days of the event related to those data/results and always provided that copyright symbol appears together as follows below.

© DORNA WSBK ORGANIZATION Srl 2022

FICR PERUGIA TIMING







TT Circuit Assen 4.542 m

## Motul Dutch Round, 22-24 April 2022

### Chronological Analysis Free Practice 2nd Session

1 / 6

#### 1° 61 C. ONCU [1'37.958]

Lap	Seg1	Seg2	Seg3	Seg4	Lap Time	km/h	Local Time
1		16.483	29.396	23.128		238,4	16:01'52.700
2	32.138	15.343	28.206	22.815	1'38.502	252,3	16:03'31.202
3	32.097	15.062	28.172	22.800	1'38.131	250,0	16:05'09.333
4	<b>32.013</b>	14.991	28.559	23.313	1'38.876	250,6	16:06'48.209
5	32.434	15.181	28.355	32.691	1'48.661P	248,3	16:08'36.870
6	7'24.553	15.389	29.637	23.302	8'32.881P	246,6	16:17'09.751
7	32.412	15.422	28.376	23.100	1'39.310	<b>252,9</b>	16:18'49.061
8	32.506	15.174	28.485	23.026	1'39.191	247,7	16:20'28.252
9	39.041	15.496	29.015	34.336	1'57.888P	244,9	16:22'26.140
10	1'13.630	15.311	29.106	23.494	2'21.541P	247,1	16:24'47.681
11	32.452	15.247	28.327	23.100	1'39.126	246,6	16:26'26.807
12	32.292	15.163	28.365	22.905	1'38.725	247,7	16:28'05.532
13	32.285	15.028	28.404	23.838	1'39.555	250,6	16:29'45.087
14	32.497	15.014	28.498	23.030	1'39.039	249,4	16:31'24.126
15	32.835	15.371	30.202	23.315	1'41.723	247,7	16:33'05.849
16	32.690	15.233	28.918	32.577	1'49.418P	250,0	16:34'55.267
17	3'26.921	15.435	31.034	23.850	4'37.240P	249,4	16:39'32.507
18	32.333	15.034	28.168	<b>22.760</b>	1'38.295	248,8	16:41'10.802
19	32.110	<b>14.903</b>	<b>28.075</b>	<b>22.870</b>	<b>1'37.958</b>	250,6	16:42'48.760
20	32.291	15.007	28.204	23.175	1'38.677	249,4	16:44'27.437
21	32.319	15.777	29.279	23.521	1'40.896	249,4	16:46'08.333

13	32.320	15.073	28.402	22.933	1'38.728	248,8	16:33'53.031
14	32.385	15.101	33.261	23.290	1'44.037	249,4	16:35'37.068
15	32.410	15.144	28.710	22.807	1'39.071	<b>251,2</b>	16:37'16.139
16	32.459	15.248	28.431	22.925	1'39.063	249,4	16:38'55.202
17	32.504	15.148	28.318	22.819	1'38.789	248,8	16:40'33.991
18	32.358	15.087	28.388	22.840	1'38.673	250,0	16:42'12.664
19	32.354	15.190	28.605	23.521	1'39.670	250,6	16:43'52.334
20	32.550	15.110	28.479	22.889	1'39.028	249,4	16:45'31.362

#### 4° 7 L. BALDASSARRI [1'38.143]

Lap	Seg1	Seg2	Seg3	Seg4	Lap Time	km/h	Local Time
1		19.286	29.630	23.440		190,1	16:03'04.021
2	32.362	15.114	28.410	23.139	1'39.025	251,2	16:04'43.046
3	32.277	15.075	28.550	23.154	1'39.056	250,0	16:06'22.102
4	32.274	15.034	28.303	<b>22.759</b>	1'38.370	251,2	16:08'00.472
5	32.300	15.015	28.446	23.111	1'38.872	<b>254,1</b>	16:09'39.344
6	32.107	15.092	<b>28.133</b>	22.850	1'38.182	251,2	16:11'17.526
7	<b>32.068</b>	<b>14.967</b>	28.233	22.875	<b>1'38.143</b>	249,4	16:12'55.669
8	32.083	15.107	28.228	23.351	1'48.769P	250,6	16:14'44.438
9	13'35.413	15.558	28.899	23.129	14'42.999P	249,4	16:29'27.437
10	32.205	15.027	28.346	23.243	1'38.821	252,3	16:31'06.258
11	32.179	15.820	29.219	24.025	1'41.243	250,6	16:32'47.501
12	32.089	15.005	28.313	22.849	1'38.256	253,5	16:34'25.757
13	32.094	15.026	28.334	24.268	1'39.722	251,2	16:36'05.479
14	32.114	15.041	28.420	23.252	1'38.827	252,3	16:37'44.306
15	36.212	15.516	30.326	23.801	1'45.855	247,7	16:39'30.161
16	32.418	15.491	33.405	23.105	1'44.419	251,7	16:41'14.580
17	32.373	15.615	30.165	23.408	1'41.561	252,3	16:42'56.141
18	32.197	15.066	28.548	23.104	1'38.915	252,3	16:44'35.056
19	32.280	15.106	28.503	22.988	1'38.877	252,3	16:46'13.933

#### 2° 77 D. AEGERTER [1'38.028]

Lap	Seg1	Seg2	Seg3	Seg4	Lap Time	km/h	Local Time
1		18.374	30.314	23.385		203,4	16:02'59.973
2	32.383	15.035	28.472	22.801	1'38.691	250,0	16:04'38.664
3	32.299	<b>14.929</b>	28.226	22.712	1'38.166	248,8	16:06'16.830
4	32.091	14.968	28.271	<b>22.698</b>	<b>1'38.028</b>	248,3	16:07'54.858
5	<b>32.024</b>	14.981	28.606	22.837	1'38.448	251,2	16:09'33.306
6	32.152	14.995	28.422	22.797	1'38.366	248,8	16:11'11.672
7	32.030	14.981	28.254	22.846	1'38.111	248,8	16:12'49.783
8	32.229	15.145	28.216	22.913	1'38.503	248,3	16:14'28.286
9	32.408	<b>14.929</b>	28.269	22.789	1'38.395	250,0	16:16'06.681
10	32.276	15.020	28.316	22.859	1'38.471	250,6	16:17'45.152
11	32.165	14.977	28.271	22.876	1'38.289	249,4	16:19'23.441
12	32.209	15.041	28.346	22.818	1'38.414	248,8	16:21'01.855
13	39.538	15.723	31.434	32.684	1'59.379P	246,6	16:23'01.234
14	7'48.539	15.432	29.171	23.469	8'56.611P	247,1	16:31'57.845
15	32.450	15.080	28.574	22.904	1'39.008	250,0	16:33'36.853
16	32.242	15.051	28.424	22.853	1'38.570	250,6	16:35'15.423
17	32.246	15.056	28.519	31.980	1'47.801P	251,2	16:37'03.224
18	1'38.315	15.379	28.636	22.985	2'45.315CP	248,3	16:39'48.539
19	32.551	15.043	<b>28.177</b>	22.840	1'38.611C	250,0	16:41'27.150
20	32.109	14.974	28.229	22.825	1'38.137	<b>251,7</b>	16:43'05.287
21	32.062	14.981	28.445	22.828	1'38.316	251,2	16:44'43.603
22	32.348	15.002	28.238	22.873	1'38.461	251,2	16:46'22.064

#### 5° 28 G. VAN STRAALAN [1'38.236]

Lap	Seg1	Seg2	Seg3	Seg4	Lap Time	km/h	Local Time
1		15.447	28.787	23.428		246,0	16:01'43.161
2	32.659	15.364	28.488	23.093	1'39.604	247,1	16:03'22.765
3	32.360	15.230	28.339	22.882	1'38.811	246,0	16:05'01.576
4	32.366	15.143	28.344	22.878	1'38.731	246,6	16:06'40.307
5	32.275	15.169	<b>28.287</b>	22.777	1'38.508	246,0	16:08'18.815
6	32.225	15.087	28.322	22.887	1'38.521C	246,6	16:09'57.336
7	32.210	15.217	28.341	22.785	1'38.553C	245,5	16:11'35.889
8	32.148	15.273	28.478	22.812	1'38.711	245,5	16:13'14.600
9	32.231	15.188	28.351	22.799	1'38.569	246,0	16:14'53.169
10	32.370	15.325	28.502	22.940	1'39.137	247,7	16:16'32.306
11	32.324	15.132	28.477	22.842	1'38.775	247,7	16:18'11.081
12	32.362	15.260	28.522	22.986	1'39.130	245,5	16:19'50.211
13	32.335	15.285	28.467	22.982	1'39.069	246,0	16:21'29.280
14	32.373	15.306	28.599	22.886	1'39.164	246,0	16:23'08.444
15	32.426	15.260	28.683	33.742	1'50.111P	247,7	16:24'58.555
16	10'08.344	15.563	29.029	22.945	11'15.881P	243,8	16:36'14.436
17	32.254	15.169	28.309	22.938	1'38.670	246,0	16:37'53.106
18	32.845	15.332	28.495	23.086	1'39.758	247,7	16:39'32.864
19	<b>32.123</b>	15.103	28.405	<b>22.605</b>	<b>1'38.236</b>	252,3	16:41'11.100
20	32.674	15.143	28.766	22.727	1'39.310	<b>252,9</b>	16:42'50.410
21	32.277	15.179	28.453	22.767	1'38.676	248,3	16:44'29.086
22	32.261	<b>15.055</b>	28.481	23.135	1'38.932	248,8	16:46'08.018

#### 6° 16 J. CLUZEL [1'38.386]

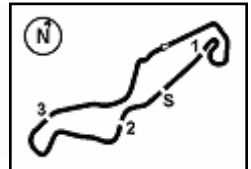
Lap	Seg1	Seg2	Seg3	Seg4	Lap Time	km/h	Local Time
1		16.392	29.906	23.783		244,3	16:02'28.706
2	32.719	15.291	28.428	22.818	1'39.256	250,6	16:04'07.962
3	32.291	15.102	28.540	22.818	1'38.751	251,2	16:05'46.713
4	32.294	15.148	29.242	22.949	1'39.633	252,3	16:07'26.346
5	32.218	15.194	28.380	23.142	1'38.934	250,0	16:09'05.280

22/04/2022

P = Pits In/Out - C = Lap Time Cancelled

These data/results cannot be reproduced, stored and/or transmitted in whole or in part by any manner of electronic, mechanical, photocopying, recording, broadcasting or otherwise now known or herein after developed without the previous express consent by the copyright owner, except for reproduction in daily press and regular printed publications on sale to the public within 60 days of the event related to those data/results and always provided that copyright symbol appears together as follows below.

© DORNA WSBK ORGANIZATION Srl 2022



## Motul Dutch Round, 22-24 April 2022

### Chronological Analysis Free Practice 2nd Session

TT Circuit Assen 4.542 m

2 / 6

6	32.373	15.285	28.458	22.977	1'39.093	248,8	16:10'44.373	2	32.969	15.290	28.992	23.200	1'40.451	247,7	16:04'41.472
7	32.317	15.379	29.197	32.780	1'49.673P	248,8	16:12'34.046	3	32.805	15.349	29.670	23.190	1'41.014	245,5	16:06'22.486
8	7'44.704	15.456	29.092	23.723	8'52.975P	249,4	16:21'27.021	4	32.568	15.208	28.517	23.065	1'39.358	248,3	16:08'01.844
9	32.344	15.144	28.460	23.077	1'39.025	252,3	16:23'06.046	5	32.475	15.188	28.555	22.973	1'39.191	248,3	16:09'41.035
10	32.279	15.278	29.150	32.004	1'48.711P	250,6	16:24'54.757	6	32.544	15.246	28.668	22.986	1'39.444	<b>248,8</b>	16:11'20.479
11	3'24.791	15.523	29.396	23.201	4'32.911P	246,6	16:29'27.668	7	32.712	15.323	28.796	23.213	1'40.044	247,7	16:13'00.523
12	32.318	15.091	<b>28.080</b>	23.211	1'38.700	252,9	16:31'06.368	8	32.853	15.235	30.516	23.327	1'41.931	247,7	16:14'42.454
13	32.329	15.351	28.971	23.718	1'40.369	253,5	16:32'46.737	9	32.673	15.205	28.641	23.139	1'39.658	248,3	16:16'22.112
14	32.188	15.169	28.419	23.662	1'39.438	251,2	16:34'26.175	10	32.606	15.168	28.556	23.162	1'39.492	247,7	16:18'01.604
15	32.145	15.108	28.292	22.894	1'38.439	252,9	16:36'04.614	11	32.578	15.212	28.799	23.175	1'39.764	248,3	16:19'41.368
16	35.087	15.227	28.692	22.976	1'41.982	252,3	16:37'46.596	12	32.606	15.277	28.670	23.224	1'39.777	246,6	16:21'21.145
17	32.876	15.424	35.553	23.255	1'47.108	248,8	16:39'33.704	13	32.633	15.312	28.653	23.036	1'39.634	245,5	16:23'00.779
18	32.068	15.047	28.516	22.797	1'38.428	<b>254,7</b>	16:41'12.132	14	42.891	16.400	30.736	36.595	2'06.622P	234,8	16:25'07.401
19	32.121	<b>15.028</b>	28.530	23.717	1'39.396	254,1	16:42'51.528	15	10'32.314	17.195	36.437	23.893	11'49.839P	218,6	16:36'57.240
20	32.093	15.143	28.364	<b>22.786</b>	1'38.386	<b>254,7</b>	16:44'29.914	16	32.431	15.133	28.593	23.005	1'39.162	247,1	16:38'36.402
21	<b>32.046</b>	15.145	28.412	23.130	1'38.733	252,9	16:46'08.647	17	32.316	<b>15.018</b>	<b>28.350</b>	<b>22.930</b>	<b>1'38.614</b>	247,1	16:40'15.016
								18	<b>32.298</b>	15.130	28.518	25.799	1'41.745	248,3	16:41'56.761
								19	32.568	15.085	28.388	23.164	1'39.205	248,3	16:43'35.966
								20	32.369	15.124	28.599	23.129	1'39.221	247,1	16:45'15.187

#### 7° 66 N. TUULI [1'38.513]

Lap	Seg1	Seg2	Seg3	Seg4	Lap Time	km/h	Local Time
1		15.658	28.844	23.610		<b>252,3</b>	16:01'46.059
2	32.665	15.393	28.664	23.261	1'39.983	247,1	16:03'26.042
3	32.629	15.269	28.726	23.172	1'39.796	247,7	16:05'05.838
4	32.615	15.226	28.740	23.181	1'39.762	247,7	16:06'45.600
5	32.657	15.347	28.876	23.138	1'40.018	246,0	16:08'25.618
6	34.094	15.583	29.242	35.366	1'54.285P	247,1	16:10'19.903
7	5'01.319	15.929	29.882	34.214	6'21.344P	235,8	16:16'41.247
8	11'46.777	15.779	28.851	23.275	12'54.682CP	246,6	16:29'35.929
9	32.484	15.209	<b>28.375</b>	23.032	1'39.100C	248,3	16:31'15.029
10	<b>32.248</b>	<b>15.067</b>	28.405	<b>22.793</b>	<b>1'38.513</b>	248,8	16:32'53.542
11	32.300	15.278	28.502	22.964	1'39.044	250,0	16:34'32.586
12	32.554	15.421	28.535	22.992	1'39.502	250,0	16:36'12.088
13	32.560	15.414	28.728	32.411	1'49.113P	248,3	16:38'01.201
14	5'18.124	15.499	28.678	24.299	6'26.600P	246,0	16:44'27.801
15	32.403	15.433	29.360	23.486	1'40.682	251,7	16:46'08.483

#### 8° 64 F. CARICASULO [1'38.539]

Lap	Seg1	Seg2	Seg3	Seg4	Lap Time	km/h	Local Time
1		15.843	29.184	23.183		246,0	16:01'54.642
2	32.678	15.472	28.887	23.003	1'40.040	250,0	16:03'34.682
3	32.882	15.201	28.960	23.749	1'40.792	<b>251,2</b>	16:05'15.474
4	33.217	15.317	28.649	22.858	1'40.041	247,7	16:06'55.515
5	32.973	15.304	28.764	22.961	1'40.002	248,8	16:08'35.517
6	32.536	15.303	28.575	22.822	1'39.236	246,6	16:10'14.753
7	32.333	15.204	28.647	23.007	1'39.191	245,5	16:11'53.944
8	32.314	15.207	28.541	22.957	1'39.019	245,5	16:13'32.963
9	32.523	15.412	28.945	33.538	1'50.418P	245,5	16:15'23.381
10	8'05.811	16.056	29.023	23.502	9'14.392P	235,3	16:24'37.773
11	38.887	19.990	28.675	23.053	1'50.605	152,5	16:26'28.378
12	<b>32.157</b>	15.236	28.429	22.799	1'38.621	244,3	16:28'06.999
13	32.332	15.143	28.414	22.859	1'38.748	245,5	16:29'45.747
14	32.345	15.128	<b>28.368</b>	22.794	1'38.635	247,7	16:31'24.382
15	32.350	15.223	29.112	23.018	1'39.703	244,9	16:33'04.085
16	32.257	15.193	28.680	22.959	1'39.089	245,5	16:34'43.174
17	32.311	15.159	28.442	22.879	1'38.791	246,6	16:36'21.965
18	32.264	15.166	28.581	23.364	1'39.375C	246,6	16:38'01.340
19	32.305	15.146	28.572	23.047	1'39.070C	246,6	16:39'40.410
20	32.172	15.123	28.789	23.058	1'39.142	247,7	16:41'19.552
21	32.223	<b>15.037</b>	28.595	22.864	1'38.719	247,7	16:42'58.271
22	32.203	15.088	28.465	<b>22.783</b>	<b>1'38.539</b>	247,7	16:44'36.810

#### 9° 3 R. DE ROSA [1'38.614]

Lap	Seg1	Seg2	Seg3	Seg4	Lap Time	km/h	Local Time
1		16.716	35.103	25.007		231,3	16:03'01.021

22/04/2022 P = Pits In/Out - C = Lap Time Cancelled

These data/results cannot be reproduced, stored and/or transmitted in whole or in part by any manner of electronic, mechanical, photocopying, recording, broadcasting or otherwise now known or herein after developed without the previous express consent by the copyright owner, except for reproduction in daily press and regular printed publications on sale to the public within 60 days of the event related to those data/results and always provided that copyright symbol appears together as follows below.

© DORNA WSBK ORGANIZATION Srl 2022

#### 10° 62 S. MANZI [1'38.726]

Lap	Seg1	Seg2	Seg3	Seg4	Lap Time	km/h	Local Time
1		15.878	29.121	23.854		244,9	16:02'21.518
2	32.461	15.191	28.616	23.090	1'39.358	247,1	16:04'00.876
3	32.468	15.241	28.655	23.028	1'39.392	246,6	16:05'40.268
4	36.680	15.336	28.579	22.958	1'43.553	246,6	16:07'23.821
5	32.372	15.134	28.475	22.968	1'38.949	246,0	16:09'02.770
6	32.221	15.173	28.393	22.944	1'38.731	247,1	16:10'41.501
7	37.981	16.355	30.260	36.171	2'00.767P	231,8	16:12'42.268
8	8'25.854	15.510	28.741	23.378	9'33.483P	238,9	16:22'15.751
9	32.294	15.196	<b>28.334</b>	<b>22.902</b>	<b>1'38.726</b>	245,5	16:23'54.477
10	<b>32.068</b>	15.184	28.603	22.957	1'38.812	248,3	16:25'33.289
11	37.014	16.151	29.378	34.412	1'56.955P	233,3	16:27'30.244
12	5'18.252	15.334	28.593	23.101	6'25.280P	246,6	16:33'55.524
13	32.243	<b>15.103</b>	28.918	22.952	1'39.216	<b>252,9</b>	16:35'34.740
14	35.969	18.464	29.528	34.915	1'58.876P	201,9	16:37'33.616
15	3'54.021	15.285	29.861	35.387	5'14.554P	248,8	16:42'48.170

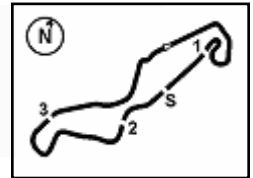
#### 11° 94 A. VERDOIA [1'38.824]

Lap	Seg1	Seg2	Seg3	Seg4	Lap Time	km/h	Local Time
1		15.814	29.174	24.057		245,5	16:02'11.602
2	32.537	15.385	28.490	23.527	1'39.939	247,7	16:03'51.541
3	32.495	15.378	28.353	23.248	1'39.474	247,7	16:05'31.015
4	32.272	<b>15.219</b>	28.353	23.450	1'39.294	<b>248,8</b>	16:07'10.309
5	<b>32.070</b>	15.307	<b>28.327</b>	<b>23.120</b>	<b>1'38.824</b>	247,7	16:08'49.133
6	32.232	15.355	28.432	23.145	1'39.164	248,3	16:10'28.297
7	32.397	15.375	28.646	33.680	1'50.098P	248,3	16:12'18.395
8	16'11.264	15.773	29.040	23.738	17'19.815P	245,5	16:29'38.210
9	32.338	15.315	28.422	23.274	1'39.349	247,7	16:31'17.559
10	32.241	15.311	28.447	23.220	1'39.219	247,7	16:32'56.778
11	32.464	15.335	28.624	32.990	1'49.413P	247,7	16:34'46.191
12	2'54.751	15.673	28.985	23.645	4'03.054P	246,6	16:38'49.245
13	32.573	15.338	28.534	23.353	1'39.798	248,3	16:40'29.043
14	32.661	15.321	28.565	23.676	1'40.223	247,1	16:42'09.266
15	32.817	15.764	29.527	34.902	1'53.010P	247,7	16:44'02.276

#### 12° 56 P. SEBESTYEN [1'39.016]

Lap	Seg1	Seg2	Seg3	Seg4	Lap Time	km/h	Local Time
1		15.989	34.907	23.695		245,5	16:01'55.707
2	32.745	15.231	28.831	23.297	1'40.104	251,7	16:03'35.811
3	32.643	15.645	33.682	24.593	1'46.563	252,3	16:05'22.374
4	33.114	15.166	30.822	23.850	1'42.952	250,6	16:07'05.326
5	32.644	15.166	28.845	<b>23.046</b>	1'39.701	250,6	16:08'45.027





TT Circuit Assen 4.542 m

**Motul Dutch Round, 22-24 April 2022**  
**Chronological Analysis Free Practice 2nd Session**

3 / 6

6	32.460	15.143	28.646	23.285	1'39.534	<b>252,9</b>	16:10'24.561
7	33.033	15.419	29.115	33.403	1'50.970P	250,6	16:12'15.531
8	8'28.005	15.484	29.001	24.449	9'36.939P	246,6	16:21'52.470
9	32.632	15.341	28.797	23.404	1'40.174	250,0	16:23'32.644
10	32.626	15.434	29.763	34.375	1'52.198P	249,4	16:25'24.842
11	10'17.988	15.821	33.535	23.652	11'30.996P	241,6	16:36'55.838
12	32.576	15.134	30.557	23.479	1'41.746	250,0	16:38'37.584
13	<b>32.302</b>	<b>15.112</b>	<b>28.452</b>	23.150	<b>1'39.016</b>	250,6	16:40'16.600
14	32.585	15.418	36.334	24.432	1'48.769	248,3	16:42'05.369
15	32.593	15.176	28.768	23.478	1'40.015	251,7	16:43'45.384
16	33.055	15.360	29.841	23.742	1'41.998	250,0	16:45'27.382

5	32.725	15.416	29.189	22.991	1'40.321	249,4	16:08'44.077
6	32.770	15.273	28.813	23.411	1'40.267	248,3	16:10'24.344
7	32.772	15.538	28.768	23.151	1'40.229	246,6	16:12'04.573
8	32.634	15.323	28.738	23.509	1'40.204	247,7	16:13'44.777
9	32.828	15.334	28.621	23.121	1'39.904	247,7	16:15'24.681
10	33.288	15.750	29.403	33.709	1'52.150P	247,7	16:17'16.831
11	12'39.196	16.631	30.178	23.930	13'49.935P	236,3	16:31'06.766
12	32.625	15.363	28.820	24.139	1'40.947	249,4	16:32'47.713
13	32.523	15.272	<b>28.414</b>	22.974	<b>1'39.183</b>	248,8	16:34'26.896
14	<b>32.459</b>	15.368	28.691	23.170	1'39.688	248,3	16:36'06.584
15	32.609	15.338	28.984	23.392	1'40.323	247,1	16:37'46.907
16	32.936	15.397	30.961	24.055	1'43.349	247,7	16:39'30.256
17	32.813	15.263	28.855	23.434	1'40.365	248,8	16:41'10.621
18	32.998	15.258	28.717	23.334	1'40.307	248,8	16:42'50.928
19	32.583	15.712	28.744	23.290	1'40.329	247,7	16:44'31.257
20	33.072	15.460	29.123	23.422	1'41.077	247,1	16:46'12.334

**13° 55 Y. MONTELLA (1'39.025)**

Lap	Seg1	Seg2	Seg3	Seg4	Lap Time	km/h	Local Time
1		16.232	29.369	23.330		249,4	16:01'53.113
2	32.673	15.473	28.958	23.673	1'40.777	250,0	16:03'33.890
3	32.648	15.478	29.449	23.362	1'40.937	251,2	16:05'14.827
4	32.715	15.386	28.523	23.767	1'40.391	249,4	16:06'55.218
5	33.113	15.441	28.873	23.242	1'40.669	248,3	16:08'35.887
6	32.456	15.275	28.488	23.002	1'39.221	<b>252,9</b>	16:10'15.108
7	32.456	15.501	28.695	23.173	1'39.825	250,0	16:11'54.933
8	32.451	15.190	28.586	22.966	1'39.193	249,4	16:13'34.126
9	33.058	15.549	29.044	32.634	1'50.285P	248,8	16:15'24.411
10	12'29.441	15.460	28.581	23.163	13'36.645P	248,3	16:29'01.056
11	32.509	15.189	<b>28.377</b>	<b>22.950</b>	<b>1'39.025</b>	250,0	16:30'40.811
12	<b>32.403</b>	15.163	28.675	23.141	1'39.382	248,8	16:32'19.463
13	32.506	15.252	28.786	23.261	1'39.805	250,0	16:33'59.268
14	33.438	15.415	28.439	23.155	1'40.447	249,4	16:35'39.715
15	32.571	15.289	28.732	23.117	1'39.709	250,0	16:37'19.424
16	32.707	<b>15.129</b>	29.110	23.349	1'40.295C	251,7	16:38'59.719
17	32.738	15.368	28.953	23.361	1'40.420	250,0	16:40'40.139
18	35.271	15.495	28.990	23.518	1'43.274	249,4	16:42'23.413
19	33.395	15.494	29.056	23.510	1'41.455	250,6	16:44'04.868
20	32.965	15.334	29.176	23.766	1'41.241	248,8	16:45'46.109

**16° 52 P. HOBELSBERGER (1'39.271)**

Lap	Seg1	Seg2	Seg3	Seg4	Lap Time	km/h	Local Time
1		16.146	29.724	23.664		246,0	16:02'07.067
2	32.733	15.390	28.550	23.138	1'39.811	247,1	16:03'46.878
3	32.738	15.350	28.659	22.976	1'39.723	247,7	16:05'26.601
4	32.586	15.429	28.936	23.130	1'40.081	248,3	16:07'06.682
5	32.830	15.317	31.371	34.056	1'53.574P	247,7	16:09'00.256
6	8'53.281	15.659	29.548	23.732	10'02.220P	236,8	16:19'02.476
7	32.951	15.446	29.057	23.375	1'40.829	247,1	16:20'43.305
8	33.552	15.395	30.336	32.449	1'51.732P	247,7	16:22'35.037
9	7'21.450	16.657	30.272	23.968	8'32.347P	227,8	16:31'07.384
10	32.600	15.308	28.814	23.804	1'40.526	245,5	16:32'47.910
11	32.876	15.251	28.595	23.115	1'39.837	<b>251,2</b>	16:34'27.747
12	32.525	15.307	32.368	33.588	1'53.788P	250,0	16:36'21.535
13	2'07.801	15.747	29.119	23.316	3'15.983P	247,7	16:39'37.518
14	32.697	15.337	<b>28.433</b>	23.112	1'39.579	249,4	16:41'17.097
15	32.732	<b>15.100</b>	28.564	23.089	1'39.485	250,6	16:42'56.582
16	<b>32.513</b>	15.197	28.618	<b>22.943</b>	<b>1'39.271</b>	<b>251,2</b>	16:44'35.853
17	32.682	15.253	42.052	25.525	1'55.512	247,7	16:46'31.365

**14° 38 H. SOOMER (1'39.158)**

Lap	Seg1	Seg2	Seg3	Seg4	Lap Time	km/h	Local Time
1		15.927	29.518	23.507		251,2	16:01'53.608
2	32.830	15.399	28.797	23.512	1'40.538	249,4	16:03'34.146
3	33.075	15.233	29.128	23.493	1'40.929	<b>252,3</b>	16:05'15.075
4	32.948	15.216	28.838	23.186	1'40.188	248,8	16:06'55.263
5	33.394	15.474	29.346	23.458	1'41.672	250,6	16:08'36.935
6	33.136	15.298	28.525	23.072	1'40.031	251,7	16:10'16.966
7	32.552	15.400	28.829	34.370	1'51.151P	250,0	16:12'08.117
8	6'30.258	15.426	28.779	23.271	7'37.734P	247,1	16:19'45.851
9	32.421	15.262	28.576	24.182	1'40.441C	247,7	16:21'26.292
10	32.766	15.291	28.406	23.256	1'39.719C	248,3	16:23'06.011
11	32.564	15.287	29.080	23.354	1'40.285	250,0	16:24'46.296
12	32.501	15.364	28.543	23.161	1'39.569	247,1	16:26'25.865
13	32.402	15.317	<b>28.389</b>	<b>23.050</b>	<b>1'39.158</b>	247,1	16:28'05.023
14	<b>32.396</b>	<b>15.201</b>	28.468	36.372	1'52.437P	248,3	16:29'57.460
15	7'13.466	16.111	29.089	23.415	8'22.081P	247,1	16:38'19.541
16	32.792	15.292	28.772	23.368	1'40.224	248,3	16:39'59.765
17	33.040	15.793	28.671	23.491	1'40.995	237,4	16:41'40.760
18	32.838	15.692	28.754	23.505	1'40.789	244,9	16:43'21.549
19	32.588	15.492	28.792	23.408	1'40.280	240,0	16:45'01.829

**17° 10 U. ORRADRE (1'39.379)**

Lap	Seg1	Seg2	Seg3	Seg4	Lap Time	km/h	Local Time
1		16.166	29.756	23.818		247,1	16:02'08.051
2	33.170	15.498	29.035	23.506	1'41.209	251,2	16:03'49.260
3	32.690	15.425	28.969	23.313	1'40.397	250,0	16:05'29.657
4	32.877	15.377	28.936	23.800	1'40.990C	248,8	16:07'10.647
5	32.725	15.240	28.784	23.130	1'39.879	247,7	16:08'50.526
6	32.557	15.204	28.767	23.281	1'39.809	250,6	16:10'30.335
7	32.762	15.373	28.975	23.245	1'40.355	246,0	16:12'10.690
8	32.681	15.249	28.860	23.142	1'39.932	248,3	16:13'50.622
9	32.718	15.241	29.032	23.217	1'40.208	251,7	16:15'30.830
10	32.709	15.130	29.150	23.128	1'40.117C	<b>252,3</b>	16:17'10.947
11	42.997	15.634	29.921	36.056	2'04.608CP	250,0	16:19'15.555
12	7'45.506	15.571	29.596	29.127	8'59.800P	248,3	16:28'15.355
13	32.939	15.300	28.832	23.087	1'40.158	248,8	16:29'55.513
14	32.942	15.158	28.815	23.065	1'39.980	251,7	16:31'35.493
15	<b>32.374</b>	15.232	28.908	23.082	1'39.596C	250,0	16:33'15.089
16	32.716	<b>15.094</b>	<b>28.665</b>	<b>22.904</b>	<b>1'39.379</b>	250,6	16:34'54.468
17	41.259	17.388	34.482	23.751	1'56.880	223,1	16:36'51.348

**15° 24 L. TACCINI (1'39.183)**

Lap	Seg1	Seg2	Seg3	Seg4	Lap Time	km/h	Local Time
1		15.715	29.138	23.439		246,0	16:02'01.840
2	33.006	15.400	30.681	23.515	1'42.602	247,1	16:03'44.442
3	32.677	15.295	28.748	23.086	1'39.806	247,1	16:05'24.248
4	32.673	<b>15.230</b>	28.647	<b>22.958</b>	1'39.508	<b>250,0</b>	16:07'03.756

**18° 54 B. SOFUOGLU (1'39.410)**

Lap	Seg1	Seg2	Seg3	Seg4	Lap Time	km/h	Local Time
1		16.226	30.510	24.143		247,1	16:01'57.774
2	33.594	15.555	29.209	23.354	1'41.712	249,4	16:03'39.486
3	33.300	15.349	29.291	23.600	1'41.540	250,0	16:05'21.026
4	33.440	15.492	29.299	23.408	1'41.639	247,1	16:07'02.665

22/04/2022

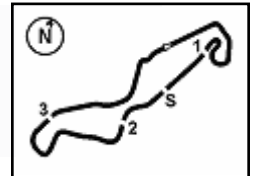
P = Pits In/Out - C = Lap Time Cancelled

These data/results cannot be reproduced, stored and/or transmitted in whole or in part by any manner of electronic, mechanical, photocopying, recording, broadcasting or otherwise now known or herein after developed without the previous express consent by the copyright owner, except for reproduction in daily press and regular printed publications on sale to the public within 60 days of the event related to those data/results and always provided that copyright symbol appears together as follows below.

© DORNA WSBK ORGANIZATION Srl 2022







TT Circuit Assen 4.542 m

**Motul Dutch Round, 22-24 April 2022**  
**Chronological Analysis Free Practice 2nd Session**

5 / 6

1		15.560	29.512	23.980		246,0	16:01'46.292	15	32.752	<b>15.352</b>	28.815	23.452	<b>1'40.371</b>	249,4	16:30'38.073
2	33.117	15.436	28.900	23.406	1'40.859	246,6	16:03'27.151	16	33.122	15.827	29.523	37.554	1'56.026P	246,0	16:32'34.099
3	32.838	15.313	29.039	23.338	1'40.528	246,6	16:05'07.679	17	5'55.636	16.003	29.396	23.906	7'04.941P	245,5	16:39'39.040
4	32.778	15.313	29.017	23.388	1'40.496	246,0	16:06'48.175	18	32.917	15.564	29.153	23.543	1'41.177	245,5	16:41'20.217
5	32.960	15.384	<b>28.671</b>	23.318	1'40.333	247,1	16:08'28.508	19	32.795	15.414	29.032	23.627	1'40.868	248,3	16:43'01.085
6	32.768	15.268	28.884	23.441	1'40.361	246,0	16:10'08.869	20	32.968	15.573	29.184	24.200	1'41.925	<b>252,9</b>	16:44'43.010
7	36.831	20.460	29.400	34.444	2'01.135P	144,0	16:12'10.004	21	33.763	15.585	29.185	23.999	1'42.532	248,8	16:46'25.542
8	4'29.474	15.347	29.120	23.727	5'37.668P	247,7	16:17'47.672								
9	32.837	15.459	28.981	23.706	1'40.983	246,6	16:19'28.655								
10	40.897	26.650	29.958	34.533	2'12.038P	242,2	16:21'40.693								
11	9'08.256	15.746	29.473	23.462	10'16.937P	244,3	16:31'57.630								

**27° 32 O. BAYLISS [1'40.637]**

Lap	Seg1	Seg2	Seg3	Seg4	Lap Time	km/h	Local Time
1		16.070	30.089	24.091	248,8	16:01'49.420	
2	34.019	15.771	29.659	23.683	1'43.132	247,1	16:03'32.552
3	33.886	15.461	29.438	23.997	1'42.782	248,8	16:05'15.334
4	33.829	15.421	29.303	23.513	1'42.066	<b>251,7</b>	16:06'57.400
5	33.554	15.875	29.233	23.359	1'42.021	244,3	16:08'39.421
6	33.365	15.450	29.183	23.542	1'41.540	247,7	16:10'20.961
7	33.202	15.531	29.215	23.342	1'41.290	246,6	16:12'02.251
8	37.426	15.779	29.294	23.560	1'46.059	247,7	16:13'48.310
9	33.170	15.514	29.037	48.442	2'06.163P	247,7	16:15'54.473
10	9'37.032	16.600	31.158	24.522	10'49.312P	233,3	16:26'43.785
11	33.200	15.664	29.132	23.496	1'41.492	246,6	16:28'25.277
12	33.225	15.478	28.910	23.392	1'41.005	248,8	16:30'06.282
13	33.048	15.399	28.982	23.323	1'40.752	248,8	16:31'47.034
14	33.053	15.424	29.136	23.399	1'41.012	249,4	16:33'28.046
15	33.217	15.417	29.164	23.356	1'41.154	248,8	16:35'09.200
16	33.211	15.385	29.109	23.501	1'41.206	249,4	16:36'50.406
17	37.270	20.090	29.247	23.368	1'49.975	138,6	16:38'40.381
18	33.180	15.425	28.951	<b>23.253</b>	1'40.809	249,4	16:40'21.190
19	33.178	15.499	29.182	23.714	1'41.573	248,8	16:42'02.763
20	<b>32.988</b>	<b>15.345</b>	<b>28.897</b>	23.407	<b>1'40.637</b>	250,0	16:43'43.400
21	33.048	15.456	33.881	33.405	1'55.790P	247,1	16:45'39.190

**25° 50 O. VOSTATEK [1'40.285]**

Lap	Seg1	Seg2	Seg3	Seg4	Lap Time	km/h	Local Time
1		16.335	29.966	23.679	243,2	16:01'56.960	
2	33.167	15.605	29.049	23.553	1'41.374	242,7	16:03'38.334
3	32.909	15.558	29.020	23.591	1'41.078	243,8	16:05'19.412
4	33.129	15.664	31.267	23.518	1'43.578	244,3	16:07'02.990
5	32.968	15.548	28.926	23.437	1'40.879	245,5	16:08'43.869
6	33.131	15.362	28.722	23.379	1'40.594	<b>248,3</b>	16:10'24.463
7	32.800	15.491	28.798	<b>23.229</b>	1'40.318	245,5	16:12'04.781
8	32.867	15.385	28.801	23.308	1'40.361	244,3	16:13'45.142
9	32.887	<b>15.304</b>	28.821	23.338	1'40.350	244,9	16:15'25.492
10	32.821	15.618	29.363	33.757	1'51.559P	246,6	16:17'17.051
11	4'42.916	15.616	29.257	23.442	5'51.231P	242,7	16:23'08.282
12	32.864	15.339	<b>28.611</b>	24.100	1'40.914	244,9	16:24'49.196
13	33.350	15.573	29.314	23.846	1'42.083	243,8	16:26'31.279
14	32.949	15.513	28.667	23.579	1'40.708	242,7	16:28'11.987
15	32.872	15.356	28.772	23.285	<b>1'40.285</b>	243,2	16:29'52.272
16	<b>32.756</b>	15.428	28.847	23.527	1'40.558	246,0	16:31'32.830
17	32.853	15.368	28.971	23.406	1'40.598	245,5	16:33'13.428
18	34.884	15.459	29.493	23.807	1'43.643	241,6	16:34'57.071
19	33.288	15.562	29.079	23.497	1'41.426	242,2	16:36'38.497
20	33.907	15.694	29.135	23.543	1'42.279	243,2	16:38'20.776
21	33.260	15.510	29.149	23.620	1'41.539	246,6	16:40'02.315
22	35.610	15.879	29.551	23.907	1'44.947	243,2	16:41'47.262
23	33.179	15.314	29.135	23.517	1'41.145	245,5	16:43'28.407
24	33.140	15.590	30.651	23.475	1'42.856	246,6	16:45'11.263

**26° 71 T. EDWARDS [1'40.371]**

Lap	Seg1	Seg2	Seg3	Seg4	Lap Time	km/h	Local Time
1		16.184	29.944	24.562	243,8	16:01'50.758	
2	33.709	16.139	29.484	24.491	1'43.823	245,5	16:03'34.581
3	33.615	15.824	28.783	23.494	1'41.716	246,6	16:05'16.297
4	33.465	15.796	28.782	23.975	1'42.018	249,4	16:06'58.315
5	32.945	15.738	29.249	23.467	1'41.399	250,6	16:08'39.714
6	33.297	15.471	29.134	23.613	1'41.515	250,6	16:10'21.229
7	38.753	15.658	28.901	23.478	1'46.790	246,0	16:12'08.019
8	<b>32.751</b>	15.548	<b>28.730</b>	23.473	1'40.502	247,1	16:13'48.521
9	33.284	15.750	32.662	25.120	1'46.816C	246,0	16:15'35.337
10	33.032	15.647	29.019	23.682	1'41.380	246,0	16:17'16.717
11	33.159	15.529	29.163	39.101	1'56.952P	244,3	16:19'13.669
12	5'14.030	15.720	28.928	23.531	6'22.209P	243,8	16:25'35.878
13	33.199	15.572	28.761	<b>23.379</b>	1'40.911	244,3	16:27'16.789
14	33.099	15.411	28.901	23.502	1'40.913	247,7	16:28'57.702

**28° 12 F. FULIGNI [1'40.723]**

Lap	Seg1	Seg2	Seg3	Seg4	Lap Time	km/h	Local Time
1		15.937	30.065	23.948	240,5	16:02'26.601	
2	33.348	15.509	29.161	23.336	1'41.354	243,8	16:04'07.955
3	33.178	15.551	29.263	23.721	1'41.713	247,1	16:05'49.668
4	33.270	15.542	29.220	23.471	1'41.503	244,9	16:07'31.171
5	33.245	<b>15.305</b>	29.024	23.789	1'41.363	247,1	16:09'12.534
6	33.076	15.458	29.229	34.141	1'51.904P	244,3	16:11'04.438
7	3'08.506	16.008	31.014	25.940	4'21.468P	242,2	16:15'25.906
8	33.361	15.447	29.540	24.815	1'43.163	<b>248,3</b>	16:17'09.069
9	<b>32.907</b>	15.748	28.982	23.332	1'40.969	245,5	16:18'50.038
10	33.420	15.463	29.101	23.558	1'41.542	244,9	16:20'31.580
11	32.949	15.624	29.136	34.468	1'52.177P	245,5	16:22'23.757
12	4'48.619	16.161	29.859	23.652	5'58.291P	236,8	16:28'22.048
13	33.204	15.512	29.054	23.381	1'41.151	244,9	16:30'03.199
14	32.970	15.455	28.972	<b>23.326</b>	<b>1'40.723</b>	243,2	16:31'43.922
15	33.126	15.438	28.947	23.532	1'41.043	243,8	16:33'24.965
16	32.951	15.415	29.161	23.595	1'41.122	246,6	16:35'06.087
17	33.081	15.307	<b>28.944</b>	23.468	1'40.800	244,9	16:36'46.887
18	38.173	16.325	33.281	23.927	1'51.706	240,0	16:38'38.593
19	33.092	15.355	29.224	23.643	1'41.314	246,0	16:40'19.907
20	33.269	16.025	29.974	24.697	1'43.965	244,9	16:42'03.872
21	33.028	15.417	29.145	23.559	1'41.149	247,7	16:43'45.021
22	33.094	15.392	29.066	23.621	1'41.173	244,9	16:45'26.194

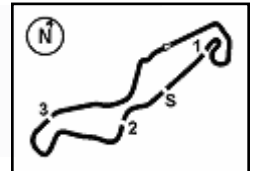
**29° 73 M. KOFLER [1'40.864]**

Lap	Seg1	Seg2	Seg3	Seg4	Lap Time	km/h	Local Time
1		16.009	30.205	24.052	246,0	16:02'21.471	
2	33.610	15.402	29.314	23.763	1'42.089	249,4	16:04'03.560
3	33.368	15.389	29.287	23.535	1'41.579	246,6	16:05'45.139
4	33.486	<b>15.275</b>	32.453	24.048	1'45.262	246,6	16:07'30.401

22/04/2022 P = Pits In/Out - C = Lap Time Cancelled

These data/results cannot be reproduced, stored and/or transmitted in whole or in part by any manner of electronic, mechanical, photocopying, recording, broadcasting or otherwise now known or herein after developed without the previous express consent by the copyright owner, except for reproduction in daily press and regular printed publications on sale to the public within 60 days of the event related to those data/results and always provided that copyright symbol appears together as follows below.

© DORNA WSBK ORGANIZATION Srl 2022



**Motul Dutch Round, 22-24 April 2022**  
**Chronological Analysis Free Practice 2nd Session**

5	33.477	15.454	29.220	24.020	1'42.171	249,4	16:09'12.572
6	33.585	15.536	29.232	34.514	1'52.867P	249,4	16:11'05.439
7	6'46.485	16.399	30.627	23.920	7'57.431P	241,6	16:19'02.870
8	<b>33.033</b>	15.342	<b>29.002</b>	23.487	<b>1'40.864</b>	248,8	16:20'43.734
9	33.367	15.451	29.381	23.682	1'41.881	<b>251,7</b>	16:22'25.615
10	33.489	15.479	29.164	23.721	1'41.853	247,7	16:24'07.468
11	40.048	15.643	29.474	33.792	1'58.957P	246,0	16:26'06.425
12	6'36.819	15.747	29.993	25.202	7'47.761P	246,6	16:33'54.186
13	33.411	15.672	29.003	<b>23.452</b>	1'41.538	248,8	16:35'35.724
14	33.339	15.502	29.313	23.580	1'41.734	250,0	16:37'17.458
15	33.751	15.527	29.558	33.943	1'52.779P	249,4	16:39'10.237
16	2'40.762	15.602	29.567	24.006	3'49.937P	248,8	16:43'00.174
17	33.696	15.438	29.436	24.122	1'42.692	248,8	16:44'42.866
18	33.817	15.397	29.370	23.980	1'42.564	250,6	16:46'25.430

32°		88 A. ZETTI [143.136]						
Lap	Seg.1	Seg.2	Seg.3	Seg.4	Lap Time	km/h	Local Time	
1		16.978	32.023	25.131	235,3	16:02'16.548		
2	35.162	16.248	32.345	24.546	1'48.301	245,5	16:04'04.849	
3	34.480	16.095	30.139	24.229	1'44.943	245,5	16:05'49.792	
4	34.334	15.986	30.275	24.106	1'44.701	246,0	16:07'34.493	
5	33.947	15.846	30.260	24.083	1'44.136	247,1	16:09'18.629	
6	33.937	15.828	30.257	24.157	1'44.179	245,5	16:11'02.808	
7	34.797	16.824	32.114	38.546	2'02.281P	243,8	16:13'05.089	
8	4'31.275	17.502	34.331	24.675	5'47.783P	237,9	16:18'52.872	
9	34.248	16.018	30.071	24.209	1'44.546	243,8	16:20'37.418	
10	34.046	16.048	29.963	24.079	1'44.136	244,3	16:22'21.554	
11	38.280	18.227	29.949	24.274	1'50.730	171,2	16:24'12.284	
12	34.194	15.879	29.906	24.207	1'44.186	245,5	16:25'56.470	
13	35.387	16.133	30.327	35.904	1'57.751P	243,8	16:27'54.221	
14	3'39.456	18.015	36.150	24.500	4'58.121P	227,4	16:32'52.342	
15	34.156	15.801	<b>29.628</b>	23.977	1'43.562	247,7	16:34'35.904	
16	33.870	15.812	29.815	23.984	1'43.481	246,6	16:36'19.385	
17	33.757	15.777	29.846	<b>23.756</b>	<b>1'43.136</b>	247,1	16:38'02.521	
18	34.586	<b>15.720</b>	29.840	24.047	1'44.193	246,6	16:39'46.714	
19	34.698	15.940	29.756	23.929	1'44.323	<b>248,8</b>	16:41'31.037	
20	<b>33.751</b>	15.735	29.705	24.002	1'43.193	247,7	16:43'14.230	
21	34.020	15.780	29.788	24.004	1'43.592	247,1	16:44'57.822	
22	34.445	16.142	32.458	24.207	1'47.252	243,2	16:46'45.074	

30°		15 E. MC MANUS [141.234]					
Lap	Seg.1	Seg.2	Seg.3	Seg.4	Lap Time	km/h	Local Time
1		16.333	30.252	24.643	247,1	16:01'50.262	
2	33.827	16.115	29.680	23.908	1'43.530	243,2	16:03'33.792
3	33.340	15.644	29.230	23.872	1'42.086	248,3	16:05'15.878
4	33.769	15.610	28.877	23.694	1'41.950	<b>249,4</b>	16:06'57.828
5	33.078	15.693	<b>28.775</b>	23.831	1'41.377	246,0	16:08'39.205
6	33.034	15.747	29.059	23.901	1'41.741	241,1	16:10'20.946
7	33.597	15.734	28.985	23.861	1'42.177	244,3	16:12'03.123
8	33.159	15.889	28.799	23.755	1'41.602	241,6	16:13'44.725
9	42.958	16.660	31.240	40.295	2'11.153P	236,3	16:15'55.878
10	7'41.080	16.446	30.987	24.138	8'52.651P	236,3	16:24'48.529
11	33.538	15.815	29.430	23.822	1'42.605	243,8	16:26'31.134
12	33.487	15.766	28.871	<b>23.507</b>	1'41.631	246,6	16:28'12.765
13	33.700	15.885	29.124	23.774	1'42.483	242,7	16:29'55.248
14	33.048	15.777	29.126	23.753	1'41.704	242,2	16:31'36.952
15	32.994	15.775	29.047	23.796	1'41.612C	243,2	16:33'18.564
16	33.314	16.691	30.895	33.589	1'54.489P	239,5	16:35'13.053
17	3'25.468	15.929	29.401	23.923	4'34.721P	240,5	16:39'47.774
18	33.263	15.841	28.851	23.963	1'41.918	241,1	16:41'29.692
19	<b>32.814</b>	15.638	28.845	24.045	1'41.342	244,3	16:43'11.034
20	33.102	<b>15.577</b>	29.042	23.513	<b>1'41.234</b>	246,6	16:44'52.268
21	34.887	16.309	30.647	26.238	1'48.081	240,0	16:46'40.349

31°		22 F. FULIGNI [142.135]					
Lap	Seg.1	Seg.2	Seg.3	Seg.4	Lap Time	km/h	Local Time
1		16.226	30.795	24.190	243,2	16:02'40.449	
2	34.140	15.774	29.652	24.601	1'44.167	246,6	16:04'24.616
3	34.194	15.758	29.635	23.988	1'43.575	244,3	16:06'08.191
4	33.859	15.853	29.658	24.012	1'43.382	241,6	16:07'51.573
5	33.710	15.690	29.818	23.840	1'43.058	245,5	16:09'34.631
6	34.706	22.183	30.178	33.186	2'00.253P	139,4	16:11'34.884
7	4'22.206	24.391	30.226	24.053	5'40.876P	116,3	16:17'15.760
8	34.051	16.099	29.585	24.448	1'44.183	244,3	16:18'59.943
9	33.825	15.675	29.546	23.910	1'42.956	244,9	16:20'42.899
10	33.818	16.771	29.875	24.034	1'44.498	217,7	16:22'27.397
11	33.779	15.687	<b>29.358</b>	24.004	1'42.828	<b>247,7</b>	16:24'10.225
12	33.769	15.784	29.518	37.852	1'56.923P	244,3	16:26'07.148
13	6'51.600	16.198	30.161	24.171	8'02.130P	242,7	16:34'09.278
14	33.852	15.633	29.669	23.855	1'43.009	246,6	16:35'52.287
15	33.792	15.689	29.507	24.002	1'42.990	245,5	16:37'35.277
16	33.730	15.691	29.395	23.887	1'42.703	245,5	16:39'17.980
17	33.506	15.651	29.372	23.892	1'42.421	244,9	16:41'00.401
18	33.517	15.634	29.495	23.829	1'42.475	246,0	16:42'42.876
19	<b>33.376</b>	<b>15.541</b>	29.448	<b>23.770</b>	<b>1'42.135</b>	246,0	16:44'25.011
20	33.512	21.395	36.198	24.988	1'56.093	227,4	16:46'21.104

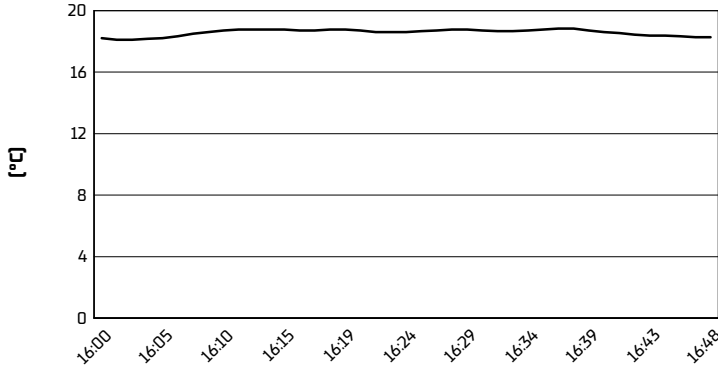
22/04/2022 P = Pits In/Out - C = Lap Time Cancelled

These data/results cannot be reproduced, stored and/or transmitted in whole or in part by any manner of electronic, mechanical, photocopying, recording, broadcasting or otherwise now known or herein after developed without the previous express consent by the copyright owner, except for reproduction in daily press and regular printed publications on sale to the public within 60 days of the event related to those data/results and always provided that copyright symbol appears together as follows below.

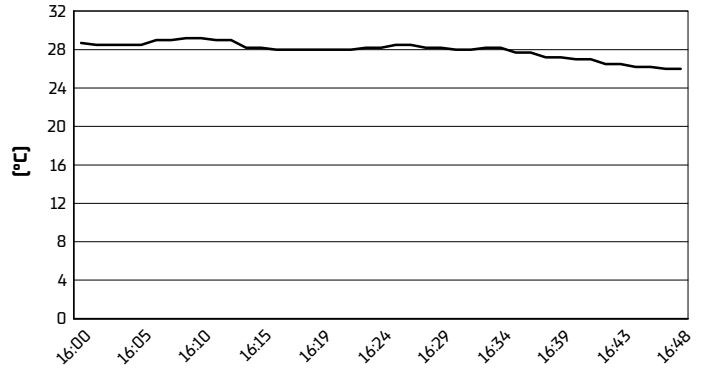
© DORNA WSBK ORGANIZATION Srl 2022

**Motul Dutch Round, 22-24 April 2022**  
**Weather Report Free Practice 2nd Session**  
Session started 16:00 - Session ended 16:49

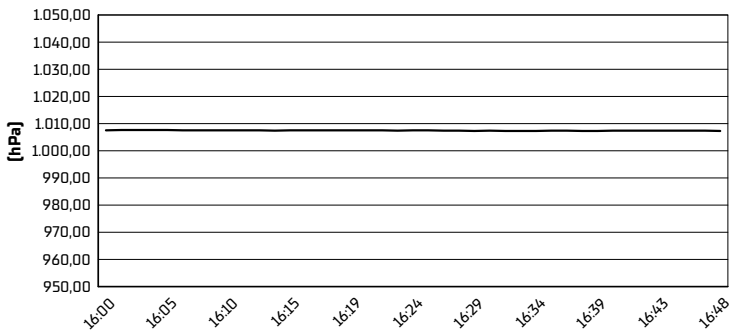
**Air Temperature**



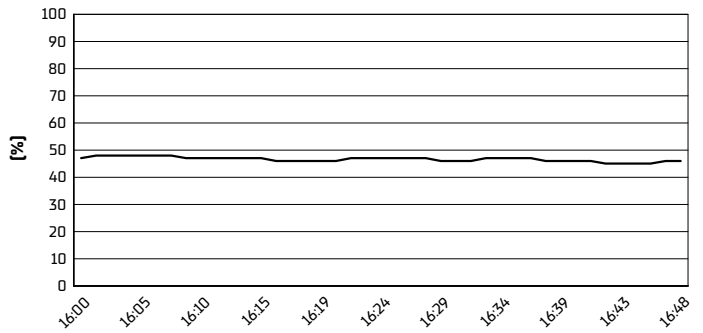
**Track Temperature**



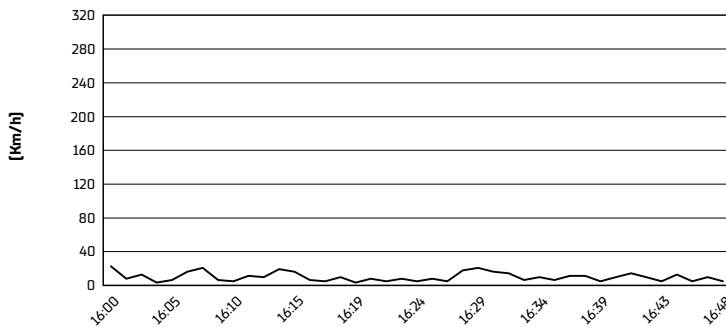
**Air Pressure**



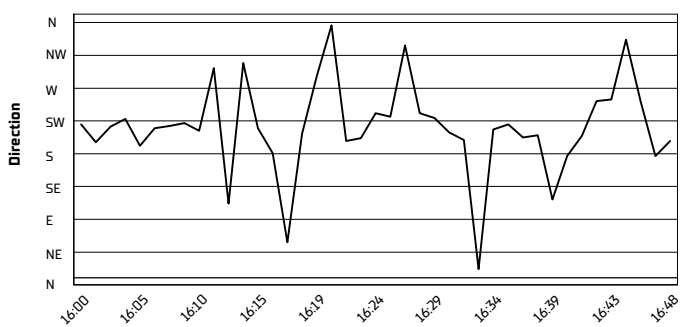
**Humidity**



**Wind Speed**



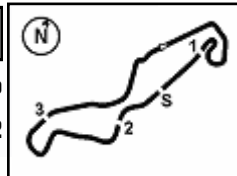
**Wind Direction**



22/04/2022

These data/results cannot be reproduced, stored and/or transmitted in whole or in part by any manner of electronic, mechanical, photocopying, recording, broadcasting or otherwise now known or herein after developed without the previous express consent by the copyright owner, except for reproduction in daily press and regular printed publications on sale to the public within 60 days of the event related to those data/results and always provided that copyright symbol appears together as follows below.

© DORNA WSBK ORGANIZATION Srl 2022


**Motul Dutch Round, 22-24 April 2022**  
**Best Laps & Speeds**

1 / 2

No.	Rider	Nat	Best Lap		FP1		FP2												
			LL	SPD	LL	SPD	LL	SPD											
1	<b>77 D. AEGERTER</b> Yamaha YZF R6	SUI	<b>1'37.753</b> 40 258,3		<b>1'37.753</b> 19 <b>258,3</b>		1'38.028 21 251,7												
2	<b>61 C. ONCU</b> Kawasaki ZX-6R	TUR	<b>1'37.958</b> 39 255,9		1'38.679 19 <b>255,9</b>		<b>1'37.958</b> 20 252,9												
3	<b>11 N. BULEGA</b> Ducati Panigale V2	ITA	<b>1'38.035</b> 42 256,5		1'38.878 23 <b>256,5</b>		<b>1'38.035</b> 19 251,1												
4	<b>7 L. BALDASSARRI</b> Yamaha YZF R6	ITA	<b>1'38.143</b> 37 258,9		1'38.266 19 <b>258,9</b>		<b>1'38.143</b> 18 254,1												
5	<b>28 G. VAN STRAALLEN</b> Yamaha YZF R6	NED	<b>1'38.236</b> 37 252,9		1'39.058 16 250,5		<b>1'38.236</b> 21 <b>252,9</b>												
6	<b>16 J. CLUZEL</b> Yamaha YZF R6	FRA	<b>1'38.386</b> 39 254,7		1'39.521 19 <b>254,7</b>		<b>1'38.386</b> 20 <b>254,7</b>												
7	<b>66 N. TUULI</b> MV Agusta F3 800 RR	FIN	<b>1'38.513</b> 30 255,9		1'38.817 16 <b>255,9</b>		<b>1'38.513</b> 14 252,3												
8	<b>64 F. CARICASULO</b> Ducati Panigale V2	ITA	<b>1'38.539</b> 42 251,7		1'38.813 21 <b>251,7</b>		<b>1'38.539</b> 21 251,1												
9	<b>3 R. DE ROSA</b> Ducati Panigale V2	ITA	<b>1'38.614</b> 36 254,1		1'39.523 17 <b>254,1</b>		<b>1'38.614</b> 19 248,8												
10	<b>62 S. MANZI</b> Triumph Street Triple RS	ITA	<b>1'38.726</b> 32 252,9		1'38.905 18 252,3		<b>1'38.726</b> 14 <b>252,9</b>												
11	<b>94 A. VERDOIA</b> Yamaha YZF R6	FRA	<b>1'38.824</b> 37 254,7		1'40.019 23 <b>254,7</b>		<b>1'38.824</b> 14 248,8												
12	<b>56 P. SEBESTYEN</b> Yamaha YZF R6	HUN	<b>1'39.016</b> 31 252,9		1'40.579 16 252,3		<b>1'39.016</b> 15 <b>252,9</b>												
13	<b>55 Y. MONTELLA</b> Kawasaki ZX-6R	ITA	<b>1'39.025</b> 38 254,7		1'39.420 19 <b>254,7</b>		<b>1'39.025</b> 19 252,9												
14	<b>99 A. HUERTAS</b> Kawasaki ZX-6R	ESP	<b>1'39.075</b> 26 251,7		1'39.075 16 <b>251,7</b>		1'39.658 10 248,2												
15	<b>38 H. SOOMER</b> Triumph Street Triple RS	EST	<b>1'39.158</b> 36 253,5		1'39.525 18 <b>253,5</b>		<b>1'39.158</b> 18 252,3												
16	<b>24 L. TACCINI</b> Yamaha YZF R6	ITA	<b>1'39.183</b> 38 252,9		1'40.884 19 <b>252,9</b>		<b>1'39.183</b> 19 250,0												
17	<b>52 P. HOBELSBERGER</b> Yamaha YZF R6	GER	<b>1'39.271</b> 31 252,3		1'39.705 15 <b>252,3</b>		<b>1'39.271</b> 16 251,1												
18	<b>10 U. ORRADRE</b> Yamaha YZF R6	ESP	<b>1'39.379</b> 35 255,3		1'40.200 19 <b>255,3</b>		<b>1'39.379</b> 16 252,3												
19	<b>54 B. SOFUOGLU</b> MV Agusta F3 800 RR	TUR	<b>1'39.410</b> 43 254,1		1'40.419 21 <b>254,1</b>		<b>1'39.410</b> 22 251,1												
20	<b>17 K. SMITH</b> Yamaha YZF R6	GBR	<b>1'39.475</b> 41 249,4		1'39.707 19 <b>249,4</b>		<b>1'39.475</b> 22 247,1												
21	<b>25 M. BRENNER</b> Yamaha YZF R6	SUI	<b>1'39.495</b> 33 247,7		1'39.495 19 <b>247,7</b>		1'39.730 14 245,4												
22	<b>69 T. BOOTH-AMOS</b> Kawasaki ZX-6R	GBR	<b>1'39.656</b> 36 253,5		1'40.728 17 <b>253,5</b>		<b>1'39.656</b> 19 252,9												
23	<b>6 J. BUIS</b> Kawasaki ZX-6R	NED	<b>1'39.892</b> 25 255,3		1'41.259 7 250,0		<b>1'39.892</b> 18 <b>255,3</b>												
24	<b>74 J. VAN SIKKELERUS</b> Yamaha YZF R6	NED	<b>1'39.949</b> 35 254,1		1'40.492 17 <b>254,1</b>		<b>1'39.949</b> 18 250,0												
25	<b>50 O. VOSTATEK</b> Yamaha YZF R6	CZE	<b>1'40.285</b> 45 252,9		1'40.692 22 <b>252,9</b>		<b>1'40.285</b> 23 248,2												

22/04/2022

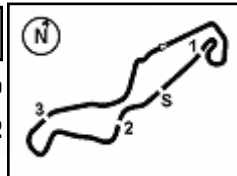
These data/results cannot be reproduced, stored and/or transmitted in whole or in part by any manner of electronic, mechanical, photocopying, recording, broadcasting or otherwise now known or herein after developed without the previous express consent by the copyright owner, except for reproduction in daily press and regular printed publications on sale to the public within 60 days of the event related to those data/results and always provided that copyright symbol appears together as follows below.

© DORNA WSBK ORGANIZATION Srl 2022

FICR PERUGIA TIMING







TT Circuit Assen 4.542 m

**Motul Dutch Round, 22-24 April 2022**  
**Best Laps & Speeds**

2 / 2

No.	Rider	Nat	Best Lap		FP1		FP2							
			LL	SPD	LL	SPD	LL	SPD						
26	<b>71 T. EDWARDS</b> Yamaha YZF R6	AUS	<b>1'40.371</b> 39	252,9	1'41.390 19	250,5	<b>1'40.371</b> 20	<b>252,9</b>						
27	<b>32 O. BAYLISS</b> Ducati Panigale V2	AUS	<b>1'40.637</b> 41	252,3	1'42.415 21	<b>252,3</b>	<b>1'40.637</b> 20	251,7						
28	<b>12 F. FULIGNI</b> Ducati Panigale V2	ITA	<b>1'40.723</b> 41	249,4	1'41.598 20	<b>249,4</b>	<b>1'40.723</b> 21	248,2						
29	<b>73 M. KOFLER</b> Ducati Panigale V2	AUT	<b>1'40.864</b> 33	254,1	1'42.505 16	<b>254,1</b>	<b>1'40.864</b> 17	251,7						
30	<b>15 E. MCMANUS</b> Kawasaki ZX-6R	IRL	<b>1'41.234</b> 41	253,5	1'42.069 21	<b>253,5</b>	<b>1'41.234</b> 20	249,4						
31	<b>22 F. FULIGNI</b> Ducati Panigale V2	ITA	<b>1'42.135</b> 35	248,8	1'42.717 16	<b>248,8</b>	<b>1'42.135</b> 19	247,7						
32	<b>88 A. ZETTI</b> Yamaha YZF R6	ITA	<b>1'43.136</b> 40	250,5	1'44.784 19	<b>250,5</b>	<b>1'43.136</b> 21	248,8						

22/04/2022

These data/results cannot be reproduced, stored and/or transmitted in whole or in part by any manner of electronic, mechanical, photocopying, recording, broadcasting or otherwise now known or herein after developed without the previous express consent by the copyright owner, except for reproduction in daily press and regular printed publications on sale to the public within 60 days of the event related to those data/results and always provided that copyright symbol appears together as follows below.

© DORNA WSBK ORGANIZATION Srl 2022

**FICR PERUGIA TIMING**
