

## Motul Dutch Round, 22-24 April 2022

### Results Tissot Superpole

No.	Rider	Nat	Team	Bike	Class	Time	Gap	Rel.	Laps	Speed	
										Avg	Max
1	<b>77 D. AEGERTER</b>	SUI	Ten Kate Racing Yamaha	Yamaha YZF R6		<b>1'36.906</b>			9	168,733	<b>252,3</b>
2	<b>61 C. ONCU</b>	TUR	Kawasaki Puccetti Racing	Kawasaki ZX-6R		<b>1'37.357</b>	0.451	0.451	8	167,951	<b>254,7</b>
3	<b>11 N. BULEGA</b>	ITA	Aruba.it Racing WorldSSP Team	Ducati Panigale V2		<b>1'37.374</b>	0.468	0.017	10	167,922	<b>254,7</b>
4	<b>64 F. CARICASULO</b>	ITA	Althea Racing	Ducati Panigale V2		<b>1'37.649</b>	0.743	0.275	9	167,449	<b>249,4</b>
5	<b>28 G. VAN STRAALLEN</b>	NED	EAB Racing Team	Yamaha YZF R6		<b>1'37.713</b>	0.807	0.064	8	167,339	<b>248,8</b>
6	<b>7 L. BALDASSARRI</b>	ITA	Evan Bros.WorldSSP Yamaha Team	Yamaha YZF R6		<b>1'37.823</b>	0.917	0.110	9	167,151	<b>253,5</b>
7	<b>52 P. HOBELSBERGER</b>	GER	Kallio Racing	Yamaha YZF R6		<b>1'37.836</b>	0.930	0.013	8	167,129	<b>251,2</b>
8	<b>62 S. MANZI</b>	ITA	Dynavolt Triumph	Triumph Street Triple RS		<b>1'38.054</b>	1.148	0.218	8	166,757	<b>250,0</b>
9	<b>56 P. SEBESTYEN</b>	HUN	Evan Bros.WorldSSP Yamaha Team	Yamaha YZF R6		<b>1'38.106</b>	1.200	0.052	8	166,669	<b>254,1</b>
10	<b>16 J. CLUZEL</b>	FRA	GMT94 Yamaha	Yamaha YZF R6		<b>1'38.113</b>	1.207	0.007	7	166,657	<b>251,7</b>
11	<b>25 M. BRENNER</b>	SUI	VFT Racing	Yamaha YZF R6	*	<b>1'38.158</b>	1.252	0.045	8	166,580	<b>247,7</b>
12	<b>66 N. TUULI</b>	FIN	MV Agusta Reparto Corse	MV Agusta F3 800 RR		<b>1'38.172</b>	1.266	0.014	9	166,557	<b>255,3</b>
13	<b>3 R. DE ROSA</b>	ITA	Orelac Racing Verdunatura WorldSSP	Ducati Panigale V2		<b>1'38.421</b>	1.515	0.249	9	166,135	<b>252,3</b>
14	<b>38 H. SOOMER</b>	EST	Dynavolt Triumph	Triumph Street Triple RS		<b>1'38.462</b>	1.556	0.041	10	166,066	<b>252,9</b>
15	<b>94 A. VERDOIA</b>	FRA	GMT94 Yamaha	Yamaha YZF R6		<b>1'38.585</b>	1.679	0.123	8	165,859	<b>251,2</b>
16	<b>99 A. HUERTAS</b>	ESP	MTM Kawasaki	Kawasaki ZX-6R		<b>1'38.615</b>	1.709	0.030	8	165,808	<b>250,0</b>
17	<b>17 K. SMITH</b>	GBR	VFT Racing	Yamaha YZF R6		<b>1'38.695</b>	1.789	0.080	7	165,674	<b>246,0</b>
18	<b>55 Y. MONTELLA</b>	ITA	Kawasaki Puccetti Racing	Kawasaki ZX-6R		<b>1'38.785</b>	1.879	0.090	7	165,523	<b>252,9</b>
19	<b>32 O. BAYLISS</b>	AUS	BARNI Spark Racing Team	Ducati Panigale V2		<b>1'38.849</b>	1.943	0.064	10	165,416	<b>252,3</b>
20	<b>10 U. ORRADRE</b>	ESP	MS Racing Yamaha WorldSSP	Yamaha YZF R6		<b>1'38.872</b>	1.966	0.023	9	165,377	<b>252,9</b>
21	<b>24 L. TACCINI</b>	ITA	Ten Kate Racing Yamaha	Yamaha YZF R6		<b>1'39.104</b>	2.198	0.232	8	164,990	<b>252,9</b>
22	<b>69 T. BOOTH-AMOS</b>	GBR	Prodina Racing WorldSSP	Kawasaki ZX-6R	*	<b>1'39.206</b>	2.300	0.102	8	164,821	<b>256,5</b>
23	<b>74 J. VAN SIKKELERUS</b>	NED	MPM Routz Racing	Yamaha YZF R6		<b>1'39.224</b>	2.318	0.018	10	164,791	<b>251,2</b>
24	<b>50 O. VOSTATEK</b>	CZE	MS Racing Yamaha WorldSSP	Yamaha YZF R6		<b>1'39.398</b>	2.492	0.174	9	164,502	<b>247,7</b>
25	<b>6 J. BUIJS</b>	NED	Motozoo Racing by Puccetti	Kawasaki ZX-6R	*	<b>1'39.629</b>	2.723	0.231	9	164,121	<b>250,6</b>
26	<b>54 B. SOFUOGLU</b>	TUR	MV Agusta Reparto Corse	MV Agusta F3 800 RR	*	<b>1'39.643</b>	2.737	0.014	10	164,098	<b>252,9</b>
27	<b>73 M. KOFLER</b>	AUT	CM Racing	Ducati Panigale V2		<b>1'39.868</b>	2.962	0.225	9	163,728	<b>254,1</b>
28	<b>12 F. FULIGNI</b>	ITA	D34G Racing	Ducati Panigale V2	*	<b>1'40.460</b>	3.554	0.592	9	162,763	<b>249,4</b>
29	<b>71 T. EDWARDS</b>	AUS	Yart - Yamaha WorldSSP	Yamaha YZF R6		<b>1'40.541</b>	3.635	0.081	5	162,632	<b>247,1</b>
30	<b>15 E. MCMANUS</b>	IRL	Motozoo Racing by Puccetti	Kawasaki ZX-6R		<b>1'40.918</b>	4.012	0.377	9	162,025	<b>247,7</b>
31	<b>88 A. ZETTI</b>	ITA	Kallio Racing	Yamaha YZF R6	*	<b>1'40.927</b>	4.021	0.009	9	162,010	<b>250,0</b>
32	<b>22 F. FULIGNI</b>	ITA	D34G Racing	Ducati Panigale V2	*	<b>1'41.324</b>	4.418	0.397	9	161,375	<b>248,3</b>

\* WorldSSP Challenge

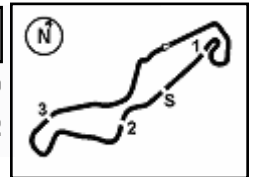
AIR	Humidity:	54%	Temp:	14°C
TRACK	Condition:	Dry	Temp:	19°C

Records	Pole	(SP)	2021 D.Aegerter	1'37.222	168,180	Km/h
	Race	(RC1)	2021 D.Aegerter	1'37.688	167,380	Km/h
	All Times	(SP)	2021 D.Aegerter	1'37.222	168,180	Km/h

Start 23/04/2022 10:25 End 10:49 The results are provisional until the end of the time limit for protests and appeals and the completion of the technical checks.

These data/results cannot be reproduced, stored and/or transmitted in whole or in part by any manner of electronic, mechanical, photocopying, recording, broadcasting or otherwise now known or herein after developed without the previous express consent by the copyright owner, except for reproduction in daily press and regular printed publications on sale to the public within 60 days of the event related to those data/results and always provided that copyright symbol appears together as follows below.

© DORNA WSBK ORGANIZATION Srl 2022


**Motul Dutch Round, 22-24 April 2022**  
**Results Tissot Superpole**
**Session Highlights**

Local Time	No. Rider	Description
10.25.00		Start
10.29.50	<b>55</b> Y. MONTELLA	Crashed - Turn 9
10.30.04	<b>7</b> L. BALDASSARRI	Lap Cancelled [1'39.436] - Exceeded Track Limits - Turn 18
10.30.15	<b>7</b> L. BALDASSARRI	Lap Cancelled [1'38.387] - Exceeded Track Limits on Previous Lap
10.30.27	<b>61</b> C. ONCU	Lap Cancelled [1'38.508] - Exceeded Track Limits - Turn 8
10.33.39	<b>11</b> N. BULEGA	Lap Cancelled [1'38.995] - Exceeded Track Limits - Turn 18
10.34.08	<b>11</b> N. BULEGA	Lap Cancelled [1'38.241] - Exceeded Track Limits on Previous Lap
10.38.42	<b>54</b> B. SOFUOGLU	Lap Cancelled [3'14.067] - Exceeded Track Limits - Turn 18
10.39.29	<b>54</b> B. SOFUOGLU	Lap Cancelled [1'40.066] - Exceeded Track Limits on Previous Lap
10.40.29	<b>71</b> T. EDWARDS	Technical Problem - Turn 1
10.43.23	<b>66</b> N. TUULI	Lap Cancelled [1'38.003] - Exceeded Track Limits - Turn 18
10.44.10	<b>17</b> K. SMITH	Crashed - Turn 9
10.44.27	<b>66</b> N. TUULI	Lap Cancelled [1'38.524] - Exceeded Track Limits on Previous Lap
10.47.12		Top 3 Confirmed
10.48.14	<b>6</b> J. BUIS	Lap Cancelled [1'40.195] - Exceeded Track Limits - Turn 18
10.49.37		End Of Session

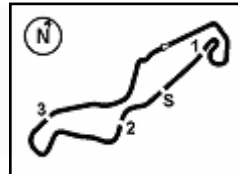
**Fastest Laps Sequence**

No.	Rider	Nat	Team	Bike	Local Time	Time	Gap	Avg
<b>56</b>	P. SEBESTYEN	HUN	Evan Bros.WorldSSP Yamaha Team	Yamaha YZF R6	10:28'24.508	<b>1'39.755</b>		163,914
<b>10</b>	U. ORRADRE	ESP	MS Racing Yamaha WorldSSP	Yamaha YZF R6	10:28'24.883	<b>1'39.640</b>	-0.115	164,103
<b>55</b>	Y. MONTELLA	ITA	Kawasaki Puccetti Racing	Kawasaki ZX-6R	10:28'32.276	<b>1'39.226</b>	-0.414	164,787
<b>61</b>	C. ONCU	TUR	Kawasaki Puccetti Racing	Kawasaki ZX-6R	10:28'32.359	<b>1'37.729</b>	-1.497	167,312
<b>28</b>	G. VAN STRAALEN	NED	EAB Racing Team	Yamaha YZF R6	10:32'39.296	<b>1'37.727</b>	-0.002	167,315
<b>61</b>	C. ONCU	TUR	Kawasaki Puccetti Racing	Kawasaki ZX-6R	10:41'19.599	<b>1'37.357</b>	-0.370	167,951
<b>77</b>	D. AEGERTER	SUI	Ten Kate Racing Yamaha	Yamaha YZF R6	10:42'26.209	<b>1'36.906</b>	-0.451	168,733

23/04/2022 Start 10:25 End 10:49 The results are provisional until the end of the time limit for protests and appeals and the completion of the technical checks.

These data/results cannot be reproduced, stored and/or transmitted in whole or in part by any manner of electronic, mechanical, photocopying, recording, broadcasting or otherwise now known or herein after developed without the previous express consent by the copyright owner, except for reproduction in daily press and regular printed publications on sale to the public within 60 days of the event related to those data/results and always provided that copyright symbol appears together as follows below.

© DORNA WSBK ORGANIZATION Srl 2022



TT Circuit Assen 4.542 m

## Motul Dutch Round, 22-24 April 2022

Starting Grid - Race 1 (18 Laps x 4,542 km = 81,756 km)

1	1	<b>77</b> AEGERTER D. Yamaha 1'36.906	2	<b>61</b> ONCU C. Kawasaki 1'37.357	3	<b>11</b> BULEGA N. Ducati 1'37.374
2	4	<b>64</b> CARICASULO F. Ducati 1'37.649	5	<b>28</b> VAN STRAALEN G. Yamaha 1'37.713	6	<b>7</b> BALDASSARRI L. Yamaha 1'37.823
3	7	<b>52</b> HOBELSBERGER P. Yamaha 1'37.836	8	<b>62</b> MANZI S. Triumph 1'38.054	9	<b>56</b> SEBESTYEN P. Yamaha 1'38.106
4	10	<b>16</b> CLUZEL J. Yamaha 1'38.113	11	<b>25</b> BRENNER M. Yamaha 1'38.158	12	<b>66</b> TUULI N. MV Agusta 1'38.172
5	13	<b>3</b> DE ROSA R. Ducati 1'38.421	14	<b>38</b> SOOMER H. Triumph 1'38.462	15	<b>99</b> HUERTAS A. Kawasaki 1'38.615
6	16	<b>17</b> SMITH K. Yamaha 1'38.695	17	<b>55</b> MONTELLA Y. Kawasaki 1'38.785	18	<b>32</b> BAYLISS O. Ducati 1'38.849
7	19	<b>10</b> ORRADRE U. Yamaha 1'38.872	20	<b>24</b> TACCINI L. Yamaha 1'39.104	21	<b>69</b> BOOTH-AMOS T. Kawasaki 1'39.206
8	22	<b>74</b> VAN SIKKELERUS J Yamaha 1'39.224	23	<b>50</b> VOSTATEK O. Yamaha 1'39.398	24	<b>6</b> BUIS J. Kawasaki 1'39.629
9	25	<b>54</b> SOFUOGLU B. MV Agusta 1'39.643	26	<b>73</b> KOFLER M. Ducati 1'39.868	27	<b>12</b> FULIGNI F. Ducati 1'40.460
10	28	<b>71</b> EDWARDS T. Yamaha 1'40.541	29	<b>15</b> MCMANUS E. Kawasaki 1'40.918	30	<b>88</b> ZETTI A. Yamaha 1'40.927
11	31	<b>22</b> FULIGNI F. Ducati 1'41.324				

N.94 (Verdoia A.) has been declared unfit after SP

23/04/2022 The Race Director .....

These data/results cannot be reproduced, stored and/or transmitted in whole or in part by any manner of electronic, mechanical, photocopying, recording, broadcasting or otherwise now known or herein after developed without the previous express consent by the copyright owner, except for reproduction in daily press and regular printed publications on sale to the public within 60 days of the event related to those data/results and always provided that copyright symbol appears together as follows below. © DORNA WSBK ORGANIZATION Srl 2022

**Motul Dutch Round, 22-24 April 2022**  
**Best Sectors & Speed Tissot Superpole**

BEST LAP		
1	77	D. AEGERTER Yamaha YZF R6 1'36.906
2	61	C. ONCU Kawasaki ZX-6R 1'37.357
3	11	N. BULEGA Ducati Panigale V2 1'37.374
4	64	F. CARICASULO Ducati Panigale V2 1'37.649
5	28	G. VAN STRAALEN Yamaha YZF R6 1'37.713
6	7	L. BALDASSARRI Yamaha YZF R6 1'37.823
7	52	P. HOBELSBERGER Yamaha YZF R6 1'37.836
8	62	S. MANZI Triumph Street Triple R5 1'38.054
9	56	P. SEBESTYEN Yamaha YZF R6 1'38.106
10	16	J. CLUZEL Yamaha YZF R6 1'38.113
11	25	M. BRENNER Yamaha YZF R6 1'38.158
12	66	N. TUULI MV Agusta F3 800 RR 1'38.172
13	3	R. DE ROSA Ducati Panigale V2 1'38.421
14	38	H. SOOMER Triumph Street Triple R5 1'38.462
15	94	A. VERDOIA Yamaha YZF R6 1'38.585
16	99	A. HUERTAS Kawasaki ZX-6R 1'38.615
17	17	K. SMITH Yamaha YZF R6 1'38.695
18	55	Y. MONTELLA Kawasaki ZX-6R 1'38.785
19	32	D. BAYLISS Ducati Panigale V2 1'38.849
20	10	U. ORRADRE Yamaha YZF R6 1'38.872
21	24	L. TACCINI Yamaha YZF R6 1'39.104
22	69	T. BOOTH-AMOS Kawasaki ZX-6R 1'39.206
23	74	J. VAN SIKKELERUS Yamaha YZF R6 1'39.224
24	50	D. VOSTATEK Yamaha YZF R6 1'39.398
25	6	J. BUIS Kawasaki ZX-6R 1'39.629
26	54	B. SOFUOGLU MV Agusta F3 800 RR 1'39.643
27	73	M. KOFLER Ducati Panigale V2 1'39.868
28	12	F. FULIGNI Ducati Panigale V2 1'40.460
29	71	T. EDWARDS Yamaha YZF R6 1'40.541
30	15	E. MCMANUS Kawasaki ZX-6R 1'40.918
31	88	A. ZETTI Yamaha YZF R6 1'40.927
32	22	F. FULIGNI Ducati Panigale V2 1'41.324

SPEED		
1	69	T. BOOTH-AMOS Kawasaki ZX-6R 256,5
2	66	N. TUULI MV Agusta F3 800 RR 255,3
3	61	C. ONCU Kawasaki ZX-6R 254,7
4	11	N. BULEGA Ducati Panigale V2 254,7
5	73	M. KOFLER Ducati Panigale V2 254,1
6	56	P. SEBESTYEN Yamaha YZF R6 254,1
7	7	L. BALDASSARRI Yamaha YZF R6 253,5
8	54	B. SOFUOGLU MV Agusta F3 800 RR 252,9
9	10	U. ORRADRE Yamaha YZF R6 252,9
10	24	L. TACCINI Yamaha YZF R6 252,9
11	38	H. SOOMER Triumph Street Triple R5 252,9
12	55	Y. MONTELLA Kawasaki ZX-6R 252,9
13	32	D. BAYLISS Ducati Panigale V2 252,3
14	77	D. AEGERTER Yamaha YZF R6 252,3
15	3	R. DE ROSA Ducati Panigale V2 252,3
16	16	J. CLUZEL Yamaha YZF R6 251,7
17	52	P. HOBELSBERGER Yamaha YZF R6 251,2
18	74	J. VAN SIKKELERUS Yamaha YZF R6 251,2
19	94	A. VERDOIA Yamaha YZF R6 251,2
20	6	J. BUIS Kawasaki ZX-6R 250,6
21	99	A. HUERTAS Kawasaki ZX-6R 250,0
22	62	S. MANZI Triumph Street Triple R5 250,0
23	88	A. ZETTI Yamaha YZF R6 250,0
24	12	F. FULIGNI Ducati Panigale V2 249,4
25	64	F. CARICASULO Ducati Panigale V2 249,4
26	28	G. VAN STRAALEN Yamaha YZF R6 248,8
27	22	F. FULIGNI Ducati Panigale V2 248,3
28	15	E. MCMANUS Kawasaki ZX-6R 247,7
29	50	D. VOSTATEK Yamaha YZF R6 247,7
30	25	M. BRENNER Yamaha YZF R6 247,7
31	71	T. EDWARDS Yamaha YZF R6 247,1
32	17	K. SMITH Yamaha YZF R6 246,0

SEG. 1		
1	77	D. AEGERTER 31.681
2	61	C. ONCU 31.821
3	25	M. BRENNER 31.871
4	64	F. CARICASULO 31.912
5	7	L. BALDASSARRI 31.929
6	11	N. BULEGA 31.939
7	28	G. VAN STRAALEN 31.944
8	66	N. TUULI 31.954
9	38	H. SOOMER 31.970
10	16	J. CLUZEL 31.979
11	52	P. HOBELSBERGER 32.001
12	62	S. MANZI 32.025
13	99	A. HUERTAS 32.078
14	3	R. DE ROSA 32.087
15	56	P. SEBESTYEN 32.151
16	94	A. VERDOIA 32.171
17	55	Y. MONTELLA 32.184
18	10	U. ORRADRE 32.264
19	24	L. TACCINI 32.274
20	69	T. BOOTH-AMOS 32.280
21	17	K. SMITH 32.354
22	32	D. BAYLISS 32.382
23	50	D. VOSTATEK 32.395
24	74	J. VAN SIKKELERUS 32.402
25	54	B. SOFUOGLU 32.435
26	6	J. BUIS 32.506
27	73	M. KOFLER 32.589
28	15	E. MCMANUS 32.642
29	12	F. FULIGNI 32.837
30	71	T. EDWARDS 32.873
31	88	A. ZETTI 32.891
32	22	F. FULIGNI 33.169

SEG. 2		
1	61	C. ONCU 14.831
2	77	D. AEGERTER 14.855
3	7	L. BALDASSARRI 14.881
4	11	N. BULEGA 14.896
5	28	G. VAN STRAALEN 14.976
6	64	F. CARICASULO 14.979
7	62	S. MANZI 14.999
8	66	N. TUULI 15.006
9	52	P. HOBELSBERGER 15.033
10	56	P. SEBESTYEN 15.064
11	10	U. ORRADRE 15.081
12	3	R. DE ROSA 15.104
13	24	L. TACCINI 15.104
14	32	D. BAYLISS 15.112
15	55	Y. MONTELLA 15.137
16	25	M. BRENNER 15.153
17	69	T. BOOTH-AMOS 15.156
18	38	H. SOOMER 15.165
19	16	J. CLUZEL 15.173
20	54	B. SOFUOGLU 15.181
21	17	K. SMITH 15.190
22	12	F. FULIGNI 15.199
23	50	D. VOSTATEK 15.201
24	94	A. VERDOIA 15.206
25	73	M. KOFLER 15.211
26	74	J. VAN SIKKELERUS 15.231
27	99	A. HUERTAS 15.235
28	6	J. BUIS 15.278
29	15	E. MCMANUS 15.353
30	88	A. ZETTI 15.437
31	22	F. FULIGNI 15.441
32	71	T. EDWARDS 15.466

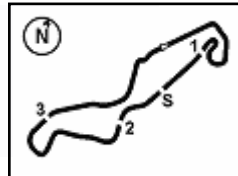
SEG. 3		
1	77	D. AEGERTER 27.779
2	11	N. BULEGA 27.958
3	61	C. ONCU 27.964
4	52	P. HOBELSBERGER 27.980
5	28	G. VAN STRAALEN 28.009
6	66	N. TUULI 28.023
7	25	M. BRENNER 28.068
8	64	F. CARICASULO 28.069
9	94	A. VERDOIA 28.124
10	56	P. SEBESTYEN 28.143
11	7	L. BALDASSARRI 28.148
12	17	K. SMITH 28.149
13	16	J. CLUZEL 28.155
14	55	Y. MONTELLA 28.245
15	38	H. SOOMER 28.261
16	3	R. DE ROSA 28.266
17	99	A. HUERTAS 28.271
18	62	S. MANZI 28.274
19	24	L. TACCINI 28.352
20	32	D. BAYLISS 28.365
21	10	U. ORRADRE 28.415
22	69	T. BOOTH-AMOS 28.441
23	50	D. VOSTATEK 28.478
24	74	J. VAN SIKKELERUS 28.503
25	6	J. BUIS 28.527
26	54	B. SOFUOGLU 28.585
27	73	M. KOFLER 28.685
28	71	T. EDWARDS 28.715
29	15	E. MCMANUS 28.749
30	88	A. ZETTI 28.941
31	12	F. FULIGNI 28.987
32	22	F. FULIGNI 29.053

SEG. 4		
1	64	F. CARICASULO 22.527
2	11	N. BULEGA 22.581
3	77	D. AEGERTER 22.591
4	61	C. ONCU 22.637
5	99	A. HUERTAS 22.663
6	28	G. VAN STRAALEN 22.684
7	66	N. TUULI 22.705
8	56	P. SEBESTYEN 22.748
9	62	S. MANZI 22.754
10	7	L. BALDASSARRI 22.769
11	3	R. DE ROSA 22.793
12	16	J. CLUZEL 22.806
13	52	P. HOBELSBERGER 22.822
14	38	H. SOOMER 22.871
15	32	D. BAYLISS 22.885
16	10	U. ORRADRE 22.900
17	55	Y. MONTELLA 22.911
18	17	K. SMITH 22.942
19	24	L. TACCINI 22.986
20	54	B. SOFUOGLU 23.003
21	25	M. BRENNER 23.025
22	74	J. VAN SIKKELERUS 23.028
23	69	T. BOOTH-AMOS 23.062
24	94	A. VERDOIA 23.084
25	12	F. FULIGNI 23.093
26	50	D. VOSTATEK 23.176
27	6	J. BUIS 23.211
28	88	A. ZETTI 23.222
29	73	M. KOFLER 23.383
30	22	F. FULIGNI 23.435
31	71	T. EDWARDS 23.487
32	15	E. MCMANUS 23.662

23/04/2022

These data/results cannot be reproduced, stored and/or transmitted in whole or in part by any manner of electronic, mechanical, photocopying, recording, broadcasting or otherwise now known or herein after developed without the previous express consent by the copyright owner, except for reproduction in daily press and regular printed publications on sale to the public within 60 days of the event related to those data/results and always provided that copyright symbol appears together as follows below.

© DORNA WSBK ORGANIZATION Srl 2022



TT Circuit Assen 4.542 m

**Motul Dutch Round, 22-24 April 2022**
**Ideal Times Tissot Superpole**
**1 / 2**

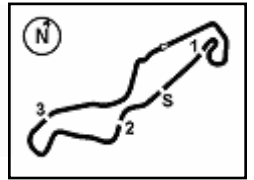
No. Rider	Nat	Bike	Seg. 1	Seg. 2	Seg. 3	Seg. 4	Ideal Time		
			Diff. 1	Diff. 2	Diff. 3	Diff. 4	Best Lap	Pos.	Diff.
1 <b>77 D. AEGERTER</b>	SUI	Yamaha YZF R6	<b>31.681</b>	14.855	<b>27.779</b>	22.591	<b>1'36.906</b>		1
2 <b>61 C. ONCU</b>	TUR	Kawasaki ZX-6R	31.821	<b>14.831</b>	27.964	22.637 +0.104	<b>1'37.253</b>	1'37.357	2 0.104
3 <b>11 N. BULEGA</b>	ITA	Ducati Panigale V2	31.939	14.896	27.958	22.581	<b>1'37.374</b>	1'37.374	3
4 <b>64 F. CARICASULO</b>	ITA	Ducati Panigale V2	31.912 +0.109	14.979 +0.053	28.069	<b>22.527</b>	<b>1'37.487</b>	1'37.649	4 0.162
5 <b>28 G. VAN STRAALLEN</b>	NED	Yamaha YZF R6	31.944	14.976	28.009 +0.077	22.684 +0.023	<b>1'37.613</b>	1'37.713	5 0.100
6 <b>66 N. TUULI</b>	FIN	MV Agusta F3 800 RR	31.954 +0.424	15.006 +0.060	28.023	22.705	<b>1'37.688</b>	1'38.172	12 0.484
7 <b>7 L. BALDASSARRI</b>	ITA	Yamaha YZF R6	31.929	14.881	28.148 +0.096	22.769	<b>1'37.727</b>	1'37.823	6 0.096
8 <b>52 P. HOBELSBERGER</b>	GER	Yamaha YZF R6	32.001	15.033	27.980	22.822	<b>1'37.836</b>	1'37.836	7
9 <b>62 S. MANZI</b>	ITA	Triumph Street Triple RS	32.025 +0.002	14.999	28.274	22.754	<b>1'38.052</b>	1'38.054	8 0.002
10 <b>56 P. SEBESTYEN</b>	HUN	Yamaha YZF R6	32.151	15.064	28.143	22.748	<b>1'38.106</b>	1'38.106	9
11 <b>16 J. CLUZEL</b>	FRA	Yamaha YZF R6	31.979	15.173	28.155	22.806	<b>1'38.113</b>	1'38.113	10
12 <b>25 M. BRENNER</b>	SUI	Yamaha YZF R6	31.871	15.153 +0.041	28.068	23.025	<b>1'38.117</b>	1'38.158	11 0.041
13 <b>99 A. HUERTAS</b>	ESP	Kawasaki ZX-6R	32.078	15.235	28.271 +0.066	22.663 +0.302	<b>1'38.247</b>	1'38.615	16 0.368
14 <b>3 R. DE ROSA</b>	ITA	Ducati Panigale V2	32.087 +0.062	15.104	28.266	22.793 +0.109	<b>1'38.250</b>	1'38.421	13 0.171
15 <b>38 H. SOOMER</b>	EST	Triumph Street Triple RS	31.970 +0.063	15.165 +0.007	28.261 +0.083	22.871 +0.042	<b>1'38.267</b>	1'38.462	14 0.195
16 <b>55 Y. MONTELLA</b>	ITA	Kawasaki ZX-6R	32.184	15.137	28.245 +0.236	22.911 +0.072	<b>1'38.477</b>	1'38.785	18 0.308
17 <b>94 A. VERDOIA</b>	FRA	Yamaha YZF R6	32.171	15.206	28.124	23.084	<b>1'38.585</b>	1'38.585	15
18 <b>17 K. SMITH</b>	GBR	Yamaha YZF R6	32.354	15.190 +0.060	28.149	22.942	<b>1'38.635</b>	1'38.695	17 0.060
19 <b>10 U. ORRADRE</b>	ESP	Yamaha YZF R6	32.264	15.081 +0.093	28.415	22.900 +0.119	<b>1'38.660</b>	1'38.872	20 0.212
20 <b>24 L. TACCINI</b>	ITA	Yamaha YZF R6	32.274 +0.284	15.104	28.352	22.986 +0.104	<b>1'38.716</b>	1'39.104	21 0.388
21 <b>32 D. BAYLISS</b>	AUS	Ducati Panigale V2	32.382 +0.068	15.112	28.365	22.885 +0.037	<b>1'38.744</b>	1'38.849	19 0.105
22 <b>69 T. BOOTH-AMOS</b>	GBR	Kawasaki ZX-6R	32.280 +0.136	15.156 +0.061	28.441	23.062 +0.070	<b>1'38.939</b>	1'39.206	22 0.267
23 <b>74 J. VAN SIKKELERUS</b>	NED	Yamaha YZF R6	32.402 +0.060	15.231	28.503	23.028	<b>1'39.164</b>	1'39.224	23 0.060
24 <b>54 B. SOFUOGLU</b>	TUR	MV Agusta F3 800 RR	32.435 +0.034	15.181 +0.057	28.585 +0.051	23.003 +0.297	<b>1'39.204</b>	1'39.643	26 0.439
25 <b>50 D. VOSTATEK</b>	CZE	Yamaha YZF R6	32.395 +0.004	15.201 +0.079	28.478	23.176 +0.065	<b>1'39.250</b>	1'39.398	24 0.148
26 <b>6 J. BUIJS</b>	NED	Kawasaki ZX-6R	32.506 +0.049	15.278 +0.044	28.527 +0.014	23.211	<b>1'39.522</b>	1'39.629	25 0.107
27 <b>73 M. KOFLER</b>	AUT	Ducati Panigale V2	32.589	15.211	28.685	23.383	<b>1'39.868</b>	1'39.868	27
28 <b>12 F. FULIGNI</b>	ITA	Ducati Panigale V2	32.837	15.199	28.987 +0.030	23.093 +0.314	<b>1'40.116</b>	1'40.460	28 0.344
29 <b>15 E. MCMANUS</b>	IRL	Kawasaki ZX-6R	32.642 +0.424	15.353 +0.088	28.749	23.662	<b>1'40.406</b>	1'40.918	30 0.512
30 <b>88 A. ZETTI</b>	ITA	Yamaha YZF R6	32.891 +0.232	15.437 +0.019	28.941	23.222 +0.185	<b>1'40.491</b>	1'40.927	31 0.436
31 <b>71 T. EDWARDS</b>	AUS	Yamaha YZF R6	32.873	15.466	28.715	23.487	<b>1'40.541</b>	1'40.541	29
32 <b>22 F. FULIGNI</b>	ITA	Ducati Panigale V2	33.169 +0.048	15.441	29.053	23.435 +0.178	<b>1'41.098</b>	1'41.324	32 0.226
<b>Overall Ideal Time</b>			31.681	14.831	27.779	22.527	<b>1'36.818</b>		

23/04/2022

These data/results cannot be reproduced, stored and/or transmitted in whole or in part by any manner of electronic, mechanical, photocopying, recording, broadcasting or otherwise now known or herein after developed without the previous express consent by the copyright owner, except for reproduction in daily press and regular printed publications on sale to the public within 60 days of the event related to those data/results and always provided that copyright symbol appears together as follows below.

© DORNA WSBK ORGANIZATION Srl 2022

**FIGR PERUGIA TIMING**

TT Circuit Assen 4.542 m

2 / 2

**Motul Dutch Round, 22-24 April 2022**  
**Ideal Times Tissot Superpole**

No. Rider	Nat	Bike	Seg. 1	Seg. 2	Seg. 3	Seg. 4	Ideal Time		
			Diff. 1	Diff. 2	Diff. 3	Diff. 4	Best Lap	Pos.	Diff.

23/04/2022

These data/results cannot be reproduced, stored and/or transmitted in whole or in part by any manner of electronic, mechanical, photocopying, recording, broadcasting or otherwise now known or herein after developed without the previous express consent by the copyright owner, except for reproduction in daily press and regular printed publications on sale to the public within 60 days of the event related to those data/results and always provided that copyright symbol appears together as follows below.

© DORNA WSBK ORGANIZATION Srl 2022

FICR PERUGIA TIMING









**Motul Dutch Round, 22-24 April 2022**  
**Chronological Analysis Tissot Superpole**

**3 / 4**

**21° 24 L. TACCINI [1'39.104]**

Lap	Seg1	Seg2	Seg3	Seg4	Lap Time	km/h	Local Time
1		18.783	31.719	24.914		200,4	10:27'16.611
2	32.752	15.344	28.609	23.074	1'39.779	248,8	10:28'56.390
3	32.534	15.245	28.509	23.321	1'39.609	248,8	10:30'35.999
4	33.910	15.204	28.615	23.219	1'40.948	252,3	10:32'16.947
5	32.534	15.211	28.736	35.604	1'52.085P	248,8	10:34'09.032
6	4'54.502	19.487	34.832	27.891	6'16.712P	182,4	10:40'25.744
7	35.410	15.345	28.457	<b>22.986</b>	1'42.198	251,7	10:42'07.942
8	<b>32.274</b>	15.204	28.592	25.602	1'41.672	250,6	10:43'49.614
9	32.558	<b>15.104</b>	<b>28.352</b>	23.090	<b>1'39.104</b>	<b>252,9</b>	10:45'28.718

9	32.686	15.289	28.787	23.406	1'40.168	<b>250,6</b>	10:44'12.122
10	32.563	15.303	28.803	23.526	1'40.195C	248,3	10:45'52.317

**26° 54 B. SOFUOGLU [1'39.643]**

Lap	Seg1	Seg2	Seg3	Seg4	Lap Time	km/h	Local Time
1		15.938	31.675	23.929		246,6	10:27'33.043
2	32.897	15.483	28.601	<b>23.003</b>	1'39.984	251,2	10:29'13.027
3	32.649	15.284	28.707	23.004	1'39.644	249,4	10:30'52.671
4	32.469	15.238	28.636	23.300	<b>1'39.643</b>	250,0	10:32'32.314
5	33.099	15.642	28.953	35.822	1'53.516P	<b>252,9</b>	10:34'25.830
6	2'06.022	15.688	28.976	23.381	3'14.067CP	250,0	10:37'39.897
7	32.650	15.659	<b>28.585</b>	23.172	1'40.066C	236,8	10:39'19.963
8	<b>32.435</b>	<b>15.181</b>	28.770	23.333	1'39.719	250,6	10:40'59.682
9	32.783	15.348	28.875	23.080	1'40.086	<b>252,9</b>	10:42'39.768
10	32.899	15.418	29.339	23.864	1'41.520	251,7	10:44'21.288
11	33.508	15.514	29.748	23.901	1'42.671	250,6	10:46'03.959

**22° 69 T. BOOTH-AMOS [1'39.206]**

Lap	Seg1	Seg2	Seg3	Seg4	Lap Time	km/h	Local Time
1		15.838	28.875	23.949		246,6	10:26'54.933
2	32.707	15.802	28.716	23.536	1'40.761	248,3	10:28'35.694
3	32.557	15.327	28.458	23.120	1'39.462	246,0	10:30'15.156
4	32.714	15.889	29.068	23.808	1'41.479	248,8	10:31'56.635
5	32.842	15.365	28.664	34.668	1'51.539P	248,3	10:33'48.174
6	6'09.430	16.514	30.050	24.093	7'20.087P	248,8	10:41'08.261
7	<b>32.280</b>	15.271	36.043	28.869	1'52.463	249,4	10:43'00.724
8	32.416	15.217	<b>28.441</b>	23.132	<b>1'39.206</b>	<b>256,5</b>	10:44'39.930
9	32.381	<b>15.156</b>	28.749	<b>23.062</b>	1'39.348	251,7	10:46'19.278

**27° 73 M. KOFLER [1'39.868]**

Lap	Seg1	Seg2	Seg3	Seg4	Lap Time	km/h	Local Time
1		16.074	29.780	23.810		<b>254,1</b>	10:26'46.008
2	33.145	15.452	29.206	23.714	1'41.517	248,8	10:28'27.525
3	33.435	15.543	28.799	23.521	1'41.298	247,7	10:30'08.823
4	32.766	15.397	29.128	23.929	1'41.220	250,6	10:31'50.043
5	36.453	15.573	29.138	32.823	1'53.987P	248,3	10:33'44.030
6	4'38.791	15.432	28.994	23.398	5'46.615P	250,0	10:39'30.645
7	<b>32.589</b>	<b>15.211</b>	<b>28.685</b>	<b>23.383</b>	<b>1'39.868</b>	249,4	10:41'10.513
8	33.243	15.588	29.759	26.662	1'45.252	248,3	10:42'55.765
9	33.283	15.491	29.601	23.666	1'42.041	250,6	10:44'37.806
10	33.463	15.759	29.524	23.786	1'42.532	246,0	10:46'20.338

**23° 74 J. VAN SIKKELERUS [1'39.224]**

Lap	Seg1	Seg2	Seg3	Seg4	Lap Time	km/h	Local Time
1		15.871	29.901	23.931		247,1	10:26'46.761
2	32.837	15.355	29.022	23.634	1'40.848	248,3	10:28'27.609
3	33.241	15.342	28.721	23.503	1'40.807	246,0	10:30'08.416
4	32.799	15.444	28.734	23.403	1'40.380	244,3	10:31'48.796
5	36.957	15.455	28.786	23.413	1'44.611	244,9	10:33'33.407
6	33.063	15.661	29.031	32.372	1'50.127P	243,2	10:35'23.534
7	2'40.952	16.043	29.403	23.375	3'49.773P	243,2	10:39'13.307
8	32.462	<b>15.231</b>	<b>28.503</b>	<b>23.028</b>	<b>1'39.224</b>	250,0	10:40'52.531
9	32.576	15.346	28.779	23.335	1'40.036	247,7	10:42'32.567
10	<b>32.402</b>	15.238	28.725	23.270	1'39.635	<b>251,2</b>	10:44'12.202
11	34.193	15.278	28.560	23.418	1'41.449	247,1	10:45'53.651

**28° 12 F. FULIGNI [1'40.460]**

Lap	Seg1	Seg2	Seg3	Seg4	Lap Time	km/h	Local Time
1		15.560	29.239	23.741		245,5	10:27'20.615
2	33.032	15.399	28.990	23.282	1'40.703	243,2	10:29'01.318
3	33.331	15.457	29.675	23.684	1'42.147	246,6	10:30'43.465
4	32.942	15.272	29.247	23.557	1'41.018	247,7	10:32'24.483
5	33.711	15.610	29.346	34.280	1'52.947P	242,7	10:34'17.430
6	4'06.723	15.622	29.462	23.680	5'15.487P	246,0	10:39'32.917
7	32.984	15.408	29.059	<b>23.093</b>	1'40.544	248,3	10:41'13.461
8	33.102	15.217	<b>28.987</b>	23.359	1'40.665	247,1	10:42'54.126
9	<b>32.837</b>	<b>15.199</b>	29.017	23.407	<b>1'40.460</b>	<b>249,4</b>	10:44'34.586
10	32.862	15.311	29.366	24.371	1'41.910	246,6	10:46'16.496

**24° 50 O. VOSTATEK [1'39.398]**

Lap	Seg1	Seg2	Seg3	Seg4	Lap Time	km/h	Local Time
1		16.049	29.515	23.770		245,5	10:26'45.402
2	32.630	15.280	28.739	<b>23.176</b>	1'39.825	246,0	10:28'25.227
3	<b>32.395</b>	15.365	28.596	23.258	1'39.614	242,2	10:30'04.841
4	32.574	15.474	28.847	23.319	1'40.214	241,6	10:31'45.055
5	32.851	15.371	28.965	23.418	1'40.605	242,2	10:33'25.660
6	33.404	15.736	29.240	33.398	1'51.778P	241,6	10:35'17.438
7	3'36.212	15.476	28.820	23.267	4'43.775P	244,9	10:40'01.213
8	32.494	15.256	30.292	24.072	1'42.114	<b>247,7</b>	10:41'43.327
9	32.399	15.280	<b>28.478</b>	23.241	<b>1'39.398</b>	247,1	10:43'22.725
10	32.403	<b>15.201</b>	28.623	23.430	1'39.657	247,1	10:45'02.382

**29° 71 T. EDWARDS [1'40.541]**

Lap	Seg1	Seg2	Seg3	Seg4	Lap Time	km/h	Local Time
1		16.192	29.611	24.264		243,2	10:26'47.791
2	<b>32.873</b>	<b>15.466</b>	<b>28.715</b>	<b>23.487</b>	<b>1'40.541</b>	<b>247,1</b>	10:28'28.332
3	32.878	16.029	36.603	24.047	1'49.557	245,5	10:30'17.889
4	33.087	15.705	29.119	37.181	1'55.092P	243,2	10:32'12.981
5	6'46.927	15.679	28.924	27.422	7'58.952P	245,5	10:40'11.933
6					3'56.748P		10:44'08.681

**25° 6 J. BUIS [1'39.629]**

Lap	Seg1	Seg2	Seg3	Seg4	Lap Time	km/h	Local Time
1		16.177	29.598	24.094		247,1	10:26'48.343
2	33.048	15.523	28.853	23.554	1'40.978	244,9	10:28'29.321
3	33.089	15.550	28.776	23.384	1'40.799	244,9	10:30'10.120
4	32.856	15.483	28.599	23.394	1'40.332	248,8	10:31'50.452
5	32.866	15.480	28.755	33.130	1'50.231P	247,7	10:33'40.683
6	4'23.293	15.955	29.259	23.487	5'31.994P	244,3	10:39'12.677
7	32.555	15.322	28.541	<b>23.211</b>	<b>1'39.629</b>	248,8	10:40'52.306
8	<b>32.506</b>	<b>15.278</b>	<b>28.527</b>	23.337	1'39.648	<b>250,6</b>	10:42'31.954

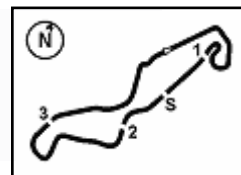
**30° 15 E. MCMANUS [1'40.918]**

Lap	Seg1	Seg2	Seg3	Seg4	Lap Time	km/h	Local Time
1		16.145	30.441	24.456		244,3	10:26'49.809
2	33.516	15.680	29.223	24.059	1'42.478	246,6	10:28'32.287
3	33.273	15.554	29.035	23.822	1'41.684	246,6	10:30'13.971
4	34.116	15.974	28.979	24.080	1'43.149	<b>247,7</b>	10:31'57.120
5	32.988	<b>15.353</b>	28.784	33.224	1'50.349P	247,1	10:33'47.469
6	3'57.109	16.853	28.940	23.870	5'06.772P	227,4	10:38'54.241
7	<b>32.642</b>	15.435	29.024	23.895	1'40.996	246,6	10:40'35.237
8	33.312	15.478	29.366	23.687	1'41.843	244,9	10:42'17.080

23/04/2022 P = Pits In/Out - C = Lap Time Cancelled

These data/results cannot be reproduced, stored and/or transmitted in whole or in part by any manner of electronic, mechanical, photocopying, recording, broadcasting or otherwise now known or herein after developed without the previous express consent by the copyright owner, except for reproduction in daily press and regular printed publications on sale to the public within 60 days of the event related to those data/results and always provided that copyright symbol appears together as follows below.

© DORNA WSBK ORGANIZATION Srl 2022



## Motul Dutch Round, 22-24 April 2022

### Chronological Analysis Tissot Superpole

9	34.206	16.129	30.985	24.709	1'46.029	240,0	10:44'03.109
10	33.066	15.441	<b>28.749</b>	<b>23.662</b>	<b>1'40.918</b>	246,6	10:45'44.027

31° 88 A. ZETTI [1'40.927]							
Lap	Seg.1	Seg.2	Seg.3	Seg.4	Lap Time	km/h	Local Time
1		16.771	31.854	24.952		243,2	10:27'14.281
2	35.426	16.071	30.603	23.926	1'46.026	246,0	10:29'00.307
3	33.909	15.698	29.666	23.787	1'43.060	247,7	10:30'43.367
4	33.684	15.597	29.296	23.670	1'42.247	248,3	10:32'25.614
5	33.293	15.610	29.258	23.847	1'42.008	245,5	10:34'07.622
6	33.830	16.022	29.582	35.139	1'54.573P	244,9	10:36'02.195
7	3'16.424	16.024	30.339	24.427	4'27.214P	246,0	10:40'29.409
8	33.330	15.538	29.027	<b>23.222</b>	1'41.117	248,3	10:42'10.526
9	33.123	15.456	<b>28.941</b>	23.407	<b>1'40.927</b>	248,8	10:43'51.453
10	<b>32.891</b>	<b>15.437</b>	29.144	23.642	1'41.114	<b>250,0</b>	10:45'32.567

32° 22 F. FULIGNI [1'41.324]							
Lap	Seg.1	Seg.2	Seg.3	Seg.4	Lap Time	km/h	Local Time
1		16.206	30.337	24.316		242,2	10:27'25.600
2	33.944	15.749	29.608	23.536	1'42.837	244,3	10:29'08.437
3	33.777	15.830	33.631	24.199	1'47.437	243,2	10:30'55.874
4	33.501	15.494	29.178	23.563	1'41.736	244,9	10:32'37.610
5	35.076	15.739	29.460	33.358	1'53.633P	245,5	10:34'31.243
6	3'55.208	15.821	29.613	23.841	5'04.483P	244,9	10:39'35.726
7	33.423	15.477	29.144	<b>23.435</b>	1'41.479	246,0	10:41'17.205
8	33.264	15.559	30.382	23.483	1'42.688	244,9	10:42'59.893
9	<b>33.169</b>	15.555	29.169	23.480	1'41.373	<b>248,3</b>	10:44'41.266
10	33.217	<b>15.441</b>	<b>29.053</b>	23.613	<b>1'41.324</b>	<b>248,3</b>	10:46'22.590

23/04/2022

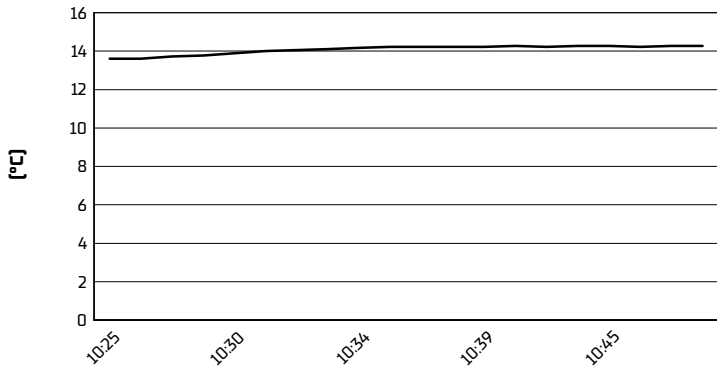
P = Pits In/Out - C = Lap Time Cancelled

These data/results cannot be reproduced, stored and/or transmitted in whole or in part by any manner of electronic, mechanical, photocopying, recording, broadcasting or otherwise now known or herein after developed without the previous express consent by the copyright owner, except for reproduction in daily press and regular printed publications on sale to the public within 60 days of the event related to those data/results and always provided that copyright symbol appears together as follows below.

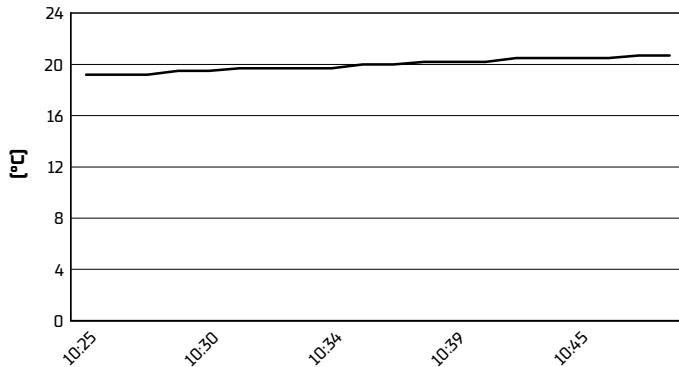
© DORNA WSBK ORGANIZATION Srl 2022

**Motul Dutch Round, 22-24 April 2022**  
**Weather Report Tissot Superpole**  
Session started 10:25 - Session ended 10:49

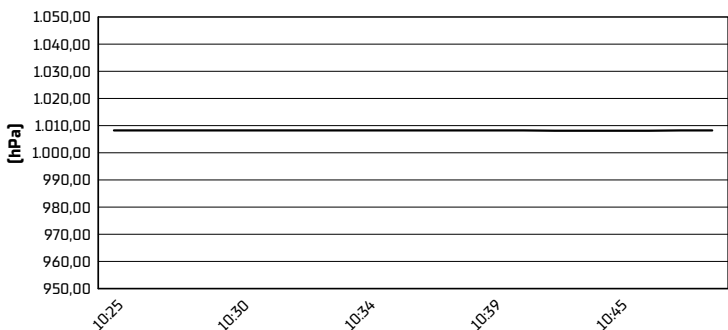
**Air Temperature**



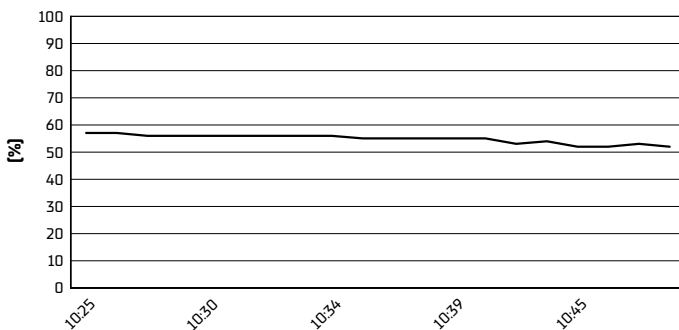
**Track Temperature**



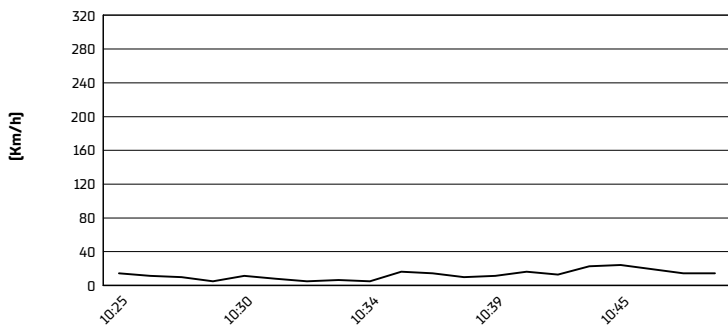
**Air Pressure**



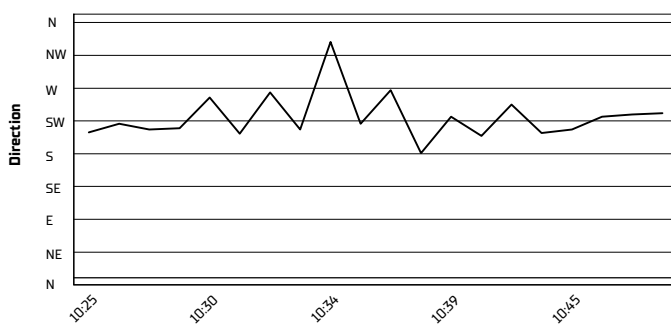
**Humidity**



**Wind Speed**



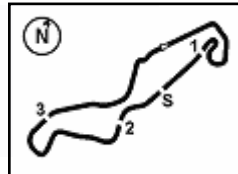
**Wind Direction**



23/04/2022

These data/results cannot be reproduced, stored and/or transmitted in whole or in part by any manner of electronic, mechanical, photocopying, recording, broadcasting or otherwise now known or herein after developed without the previous express consent by the copyright owner, except for reproduction in daily press and regular printed publications on sale to the public within 60 days of the event related to those data/results and always provided that copyright symbol appears together as follows below.

© DORNA WSBK ORGANIZATION Srl 2022



## Motul Dutch Round, 22-24 April 2022

### Superpole Ranking

TT Circuit Assen 4.542 m

	2019	2020	2021	2022
<b>01 Aragon</b>	Gradinger (Aut) Yam 1'53.972 (160,4 Km/h)	Locatelli (Ita) Yam 1'53.003 (161,7 Km/h)	Cluzel (Fra) Yam 1'52.937 (161,8 Km/h)	Baldassarri (Ita) Yam 1'52.706 (162,2 Km/h)
<b>02 Assen</b>	Krummenacher (Sui) Yam 1'38.010 (166,8 Km/h)		Aegerter (Sui) Yam 1'37.222 (168,2 Km/h)	Aegerter (Sui) Yam 1'36.906 (168,7 Km/h)
<b>03 Estoril</b>		Locatelli (Ita) Yam 1'39.520 (151,3 Km/h)	Caricasulo (Ita) Yam 1'39.973 (150,6 Km/h)	
<b>04 Misano</b>	Mahias (Fra) Kaw 1'38.909 (147,8 Km/h)		Aegerter (Sui) Yam 1'37.726 (149,6 Km/h)	
<b>05 Donington</b>	Caricasulo (Ita) Yam 1'31.092 (158,9 Km/h)			
<b>06 Most</b>			Gonzalez (Esp) Yam 1'35.213 (159,3 Km/h)	
<b>07 Magny-Cours</b>	Smith (Gbr) Kaw 1'56.287 (136,6 Km/h)	Smith (Gbr) Yam 1'49.318 (145,3 Km/h)	Bernardi (Smr) Yam 1'40.330 (158,3 Km/h)	
<b>08 Barcelona</b>		Locatelli (Ita) Yam 1'44.958 (158,7 Km/h)	Gonzalez (Esp) Yam 1'44.593 (159,3 Km/h)	
<b>09 Portimao</b>	Caricasulo (Ita) Yam 1'44.220 (158,6 Km/h)	Locatelli (Ita) Yam 1'44.627 (158,0 Km/h)	Cluzel (Fra) Yam 1'43.908 (159,1 Km/h)	
<b>10 Villicum</b>	Perolari (Fra) Yam 1'45.993 (145,2 Km/h)		Cluzel (Fra) Yam 1'41.740 (151,3 Km/h)	
<b>11 Mandalika</b>			Aegerter (Sui) Yam 1'36.288 (160,8 Km/h)	
<b>12 Phillip Island</b>	Caricasulo (Ita) Yam 1'32.604 (172,8 Km/h)	Locatelli (Ita) Yam 1'32.176 (173,6 Km/h)		

### 2022

- 1 L. Baldassarri
- 1 D. Aegerter

### ALL TIMES

- |                   |                   |                   |
|-------------------|-------------------|-------------------|
| 34 K. Sofuoglu    | 3 S. Cortese      | 1 C. Davies       |
| 24 J. Cluzel      | 3 K. Curtain      | 1 M. Fabrizio     |
| 22 S. Charpentier | 3 I. MacPherson   | 1 T. Gradinger    |
| 17 B. Parkes      | 3 A. Pitt         | 1 C. Jones        |
| 15 K. Muggeridge  | 3 D. Salom        | 1 C. Kellner      |
| 14 F. Foret       | 3 R. Xaus         | 1 B. MacLeod      |
| 14 S. Lowes       | 2 P. Bontempi     | 1 F. Marino       |
| 10 C. Crutchlow   | 2 M. Gonzalez     | 1 M. Meregalli    |
| 9 F. Caricasulo   | 2 V. Guareschi    | 1 S. Morais       |
| 8 L. Mahias       | 2 M. Lagrive      | 1 P. Oetti        |
| 7 A. Locatelli    | 2 J. Lascorz      | 1 C. Perolari     |
| 6 S. Chambon      | 2 M. Pirro        | 1 P. Riba         |
| 6 E. Laverty      | 2 L. Scassa       | 1 S. Sanna        |
| 5 D. Aegerter     | 2 K. Smith        | 1 L. Stapleford   |
| 5 P. Casoli       | 2 J. Teuchert     | 1 N. Tuuli        |
| 5 K. Fujiwara     | 2 M. van der Mark | 1 J. Vd Goorbergh |
| 5 P. Jacobsen     | 1 L. Baldassarri  | 1 J. Whitham      |
| 5 C. Vermeulen    | 1 L. Bernardi     |                   |
| 4 R. Krummenacher | 1 K. Coghlan      |                   |

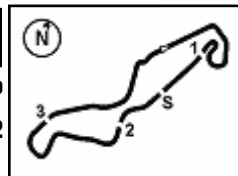
23/04/2022

These data/results cannot be reproduced, stored and/or transmitted in whole or in part by any manner of electronic, mechanical, photocopying, recording, broadcasting or otherwise now known or herein after developed without the previous express consent by the copyright owner, except for reproduction in daily press and regular printed publications on sale to the public within 60 days of the event related to those data/results and always provided that copyright symbol appears together as follows below.

© DORNA WSBK ORGANIZATION Srl 2022

FIGR PERUGIA TIMING





TT Circuit Assen 4.542 m

**Motul Dutch Round, 22-24 April 2022**  
**Tissot Superpole Award**

	Points	Points From First	Points From Previous	April 10	April 24	May 22	June 12	July 17	July 31	September 11	September 25	October 9	October 23	November 13	December 30							
				ARAGON	ASSEN	ESTORIL	MISANO	DONINGTON	MOST	MAGNY-COURS	BARCELONA	PORTIMAO	VILLICUM	MANDALIKA	PHILLIP ISLAND							
1 <b>AEGERTER</b> Dominique (SUI)	21			9	12																	
2 <b>BALDASSARRI</b> Lorenzo (ITA)	16	5		12	4																	
3 <b>ONCU</b> Can (TUR)	16	5	0	7	9																	
4 <b>BULEGA</b> Nicola (ITA)	13	8	3	6	7																	
5 <b>VAN STRAALEN</b> Glenn (NEO)	10	11	3	5	5																	
6 <b>CARICASULO</b> Federico (ITA)	9	12	1	3	6																	
7 <b>BRENNER</b> Marcel (SUI)	4	17	5	4																		
8 <b>HOBELSBERGER</b> Patrick (GER)	3	18	1		3																	
9 <b>MANZI</b> Stefano (ITA)	2	19	1		2																	
10 <b>CLUZEL</b> Jules (FRA)	2	19	0	2																		
11 <b>SEBESTYEN</b> Peter (HUN)	1	20	1		1																	
12 <b>MONTELLA</b> Yari (ITA)	1	20	0	1																		

23/04/2022 Odd points columns: Tissot Superpole Even points columns: Tissot Superpole Race

These data/results cannot be reproduced, stored and/or transmitted in whole or in part by any manner of electronic, mechanical, photocopying, recording, broadcasting or otherwise now known or herein after developed without the previous express consent by the copyright owner, except for reproduction in daily press and regular printed publications on sale to the public within 60 days of the event related to those data/results and always provided that copyright symbol appears together as follows below.

© DORNA WSBK ORGANIZATION Srl 2022