

TT Circuit Assen 4.542 m

Motul Dutch Round, 22-24 April 2022 Results Race 1

Laps 14 = 63,588 Km - Time of Race 25'44.879 - Avg. 148,178 km/h

1 / 2

Pos	Grid	No. Rider	Nat	Team	Bike	LL	Gap	Rel.	Fastest Lap	Speed		
1	1	72 V. STEEMAN	NED	MTM Kawasaki	Kawasaki Ninja 400	14			1'49.432	190,8	1'48.961	194,9
2	2	46 S. DI SORA	FRA	Leader Team Flembbo	Kawasaki Ninja 400	14	0.038	0.038	1'49.357	190,1	1'49.165	193,2
3	16	26 M. GENNAI	ITA	Team BrCorse	Yamaha YZF-R3	14	8.828	8.790	1'49.659	195,7	1'50.448	193,2
4	13	61 Y. OKAYA	JPN	MTM Kawasaki	Kawasaki Ninja 400	14	8.952	0.124	1'49.495	195,3	1'50.062	196,7
5	19	64 H. DE CANCELLIS	FRA	Prodina Racing WorldSSP300	Kawasaki Ninja 400	14	9.012	0.060	1'49.590	192,2	1'50.702	193,9
6	8	41 M. GARCIA	ESP	Yamaha MS Racing	Yamaha YZF-R3	14	9.023	0.011	1'49.443	193,2	1'49.690	195,7
7	5	91 M. VANNUCCI	ITA	AG Motorsport Italia Yamaha	Yamaha YZF-R3	14	9.070	0.047	1'49.673	197,1	1'49.530	193,5
8	25	28 L. LEHMANN	GER	Freudenberg KTM - Paligo Racing	KTM RC 390 R	14	17.515	8.445	1'50.092	193,9	1'52.350	186,5
9	4	8 B. IERACI	ITA	Prodina Racing WorldSSP300	Kawasaki Ninja 400	14	17.548	0.033	1'49.943	191,8	1'49.485	192,9
10 P	12	77 R. BIJMAN	NED	MTM Kawasaki	Kawasaki Ninja 400	14	18.000	0.452	1'49.792	190,8	1'50.041	193,5
11	29	27 A. DIAZ	ESP	Arco Motor University Team	Yamaha YZF-R3	14	27.750	9.750	1'50.340	197,4	1'53.141	192,5
12	20	85 K. SABATUCCI	ITA	Kawasaki GP Project	Kawasaki Ninja 400	14	28.090	0.340	1'50.540	189,1	1'50.713	186,2
13	15	43 H. KHOURI	AUS	Team#109 Kawasaki	Kawasaki Ninja 400	14	28.129	0.039	1'50.906	191,5	1'50.307	190,1
14	22	93 M. GAGGI	ITA	Vinales Racing Team	Yamaha YZF-R3	14	28.169	0.040	1'50.355	190,8	1'50.983	190,8
15	14	2 I. GARCIA ABELLA	ESP	Yamaha MS Racing	Yamaha YZF-R3	14	28.248	0.079	1'50.878	192,9	1'50.258	195,3
16	18	35 Y. SAIZ MARQUEZ	ESP	Accolade Smrz Racing	Kawasaki Ninja 400	14	28.560	0.312	1'50.694	193,5	1'50.647	191,2
17 P	17	23 S. MARKARIAN	FRA	Leader Team Flembbo	Kawasaki Ninja 400	14	29.000	0.440	1'50.469	193,2	1'50.487	191,8
18	24	59 A. ZANCA	ITA	Kawasaki GP Project	Kawasaki Ninja 400	14	35.700	6.700	1'51.528	191,5	1'51.301	190,8
19	26	88 D. MOGEDA	ESP	Team#109 Kawasaki	Kawasaki Ninja 400	14	35.724	0.024	1'51.880	190,8	1'52.489	189,8
20	23	4 S. DOORNBAL	NED	Molenaar Racing Team	Kawasaki Ninja 400	14	35.734	0.010	1'51.788	192,2	1'51.287	190,1
21	27	69 T. ALBERTO	PHI	Fusport-RT Motorsports by SKM-Kawasaki	Kawasaki Ninja 400	14	35.836	0.102	1'51.609	194,2	1'52.732	188,8
22	28	78 T. MOLENAAR	NED	Molenaar Racing Team	Kawasaki Ninja 400	14	35.949	0.113	1'51.915	192,9	1'53.000	190,1
23	30	10 D. CONTE	ITA	SMW Racing	Kawasaki Ninja 400	14	36.082	0.133	1'51.488	189,8	1'53.875	184,3
24	32	81 I. PERISTERAS	GRE	ProGP Racing	Yamaha YZF-R3	14	36.230	0.148	1'51.696	194,6		181,8
25	9	47 F. SEABRIGHT	GBR	Vinales Racing Team	Yamaha YZF-R3	14	1'08.852	32.622	1'49.899	189,1	1'49.832	191,2
26	31	18 I. OFFER	GBR	Team BrCorse	Yamaha YZF-R3	14	1'10.656	1.804	1'53.930	183,7		184,6
Not Classified												
RET	7	53 P. SVOBODA	CZE	Accolade Smrz Racing	Kawasaki Ninja 400	11	3 Laps		1'49.794	190,8	1'49.550	190,5
RET	6	60 D. GEIGER	GER	Fusport-RT Motorsports by SKM-Kawasaki	Kawasaki Ninja 400	9	5 Laps		1'50.215	187,2	1'49.536	194,6
RET	10	12 H. MAIER	BRA	AD78 Team Brasil by MS Racing	Yamaha YZF-R3	3	11 Laps		1'50.180	187,8	1'49.858	194,6
RET	21	87 T. KAWAKAMI	BRA	AD78 Team Brasil by MS Racing	Yamaha YZF-R3	3	11 Laps		1'50.329	194,6	1'50.895	191,5
RET	3	58 I. IGLESIAS	ESP	SMW Racing	Kawasaki Ninja 400	1	13 Laps			189,8	1'49.381	191,2
RET	11	80 G. MASTROLUCA	ITA	ProGP Racing	Yamaha YZF-R3	0				190,1	1'49.952	190,8

AIR	Humidity:	44%	Temp:	16°C
TRACK	Condition:	Dry	Temp:	27°C

Records	Pole [SP]	2021	V.Steeman	1'48.767	150,33 Km/h
	Race [RC2]	2021	K.Meuffels	1'49.055	149,94 Km/h
	All Times [FP2]	2021	V.Steeman	1'48.710	150,41 Km/h
Race Fastest Lap		Lap 3	S.Di Sora	1'49.357	149,52 Km/h

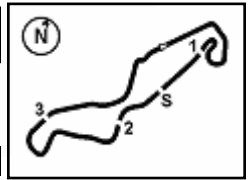
LAP LEADERS				
No. Rider	From	To	Laps	Total
46 S. DI SORA	1	1	1	
72 V. STEEMAN	2	2	1	
46 S. DI SORA	3	3	1	
72 V. STEEMAN	4	4	1	
46 S. DI SORA	5	9	5	
72 V. STEEMAN	10	11	2	
46 S. DI SORA	12	13	2	9
72 V. STEEMAN	14	14	1	5

TOTAL LEADER LAPS	
No. Rider	Laps
41 M. GARCIA	12
46 S. DI SORA	9
72 V. STEEMAN	9
27 A. DIAZ	7
58 I. IGLESIAS	1

Start 12:41 End 13:10 The results are provisional until the end of the time limit for protests and appeals and the completion of the technical checks.

23/04/2022
These data/results cannot be reproduced, stored and/or transmitted in whole or in part by any manner of electronic, mechanical, photocopying, recording, broadcasting or otherwise now known or herein after developed without the previous express consent by the copyright owner, except for reproduction in daily press and regular printed publications on sale to the public within 60 days of the event related to those data/results and always provided that copyright symbol appears together as follows below.

© DORNA WSBK ORGANIZATION Srl 2022



TT Circuit Assen 4.542 m

Motul Dutch Round, 22-24 April 2022
Results Race 1

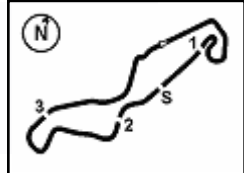
Race Highlights

Time	No. Rider	Description
12.41.04		Start
12.41.36	77 R. BIJMAN	Long Lap Penalty
12.42.58	80 G. MASTROLUCA	Crashed - Turn 17
12.43.06		No Jump Start
12.43.12	77 R. BIJMAN	Long Lap Penalty Completed
12.44.15	58 I. IGLESIAS	Crashed - Turn 9
12.44.29	80 G. MASTROLUCA	Not Actively Competing
12.44.32	58 I. IGLESIAS	Not Actively Competing
12.47.38	87 T. KAWAKAMI	Crashed - Turn 7
12.47.53	12 H. MAIER	Crashed - Turn 9
12.47.53	60 D. GEIGER	Crashed - Turn 9
12.48.18	60 D. GEIGER	Re-joined
12.48.29	87 T. KAWAKAMI	Not Actively Competing
12.48.33	12 H. MAIER	Not Actively Competing
12.52.41	47 F. SEABRIGHT	Crashed - Turn 3
12.53.15	47 F. SEABRIGHT	Re-joined
12.57.31		2/3 of Race Distance Completed
12.58.38	60 D. GEIGER	Entered Pits
12.59.45	60 D. GEIGER	Retired
13.03.23	53 P. SVOBODA	Crashed - Turn 17
13.03.58	53 P. SVOBODA	Not Actively Competing
13.07.33		Podium Confirmed
13.09.57	23 S. MARKARIAN	Penalized to drop 2 positions
13.10.03		Results confirmed
13.10.14		End Of Session
17.54.33	77 R. BIJMAN	Penalized to Drop 1 Position - Exceeded Track Limits (Final Lap)

23/04/2022 Start End The results are provisional until the end of the time limit for protests and appeals and the completion of the technical checks.

These data/results cannot be reproduced, stored and/or transmitted in whole or in part by any manner of electronic, mechanical, photocopying, recording, broadcasting or otherwise now known or herein after developed without the previous express consent by the copyright owner, except for reproduction in daily press and regular printed publications on sale to the public within 60 days of the event related to those data/results and always provided that copyright symbol appears together as follows below.

© DORNA WSBK ORGANIZATION Srl 2022



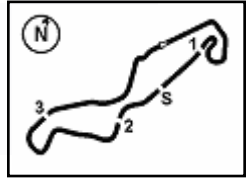
TT Circuit Assen 4.542 m

Motul Dutch Round, 22-24 April 2022
Championship Standings

	Points	Points From First	Points From Previous	April ARAGON	April ASSEN	May ESTORIL	June MISANO	July MOST	September MAGNY-COURS	September BARCELONA	October PORTIMAO									
1 GARCIA Marc (ESP)	55			25 20 1 1 1	10 1															
2 DIAZ Alvaro (ESP)	50	5		20 25 2 1	5 2															
3 LEHMANN Lennox (GER)	40	15	10	16 16 3 3	8 3															
4 STEEMAN Victor (NED)	38	17	2	13 25 4 7	4 4															
5 GENNAI Mirko (ITA)	34	21	4	8 10 8 6	16 5															
6 DI SORA Samuel (FRA)	31	24	3	2 9 20 14 9	6 6															
7 IERACI Bruno (ITA)	26	29	5	6 13 7 10 5	7 7															
8 OKAYA Yuta (JPN)	24	31	2	11 13 5 9	8 8															
9 IGLESIAS Inigo (ESP)	21	34	3	10 11 6 4	9 9															
10 DE CANCELLIS Hugo (FRA)	19	36	2	4 4 11 12 13	10 10															
11 VANNUCCI Matteo (ITA)	18	37	1	9 9 7 12	11 11															
12 GAGGI Marco (ITA)	15	40	3	7 6 2 9 7	12 12															
13 SABATUCCI Kevin (ITA)	12	43	3	1 7 4 15 13	13 13															
14 KAWAKAMI Ton (BRA)	11	44	1	3 8 13 9	14 14															
15 BIJMAN Ruben (NED)	6	49	5		6 15															
16 GARCIA ABELLA Iker (ESP)	6	49	0	5 1 11 15	15 15															
17 SVOBODA Petr (CZE)	5	50	1	5 15	17 17															
18 KHOURI Harry (AUS)	3	52	2		3 18															
19 GEIGER Dirk (GER)	3	52	0	3 17	18 18															
20 SEABRIGHT Fenton (GBR)	2	53	1	2 18	20 20															
21 MASTROLUCA Gabriele (ITA)	1	54	1	1 19	21 21															

23/04/2022 First Line: Championship Standings - Second Line: Ranking Progression
 These data/results cannot be reproduced, stored and/or transmitted in whole or in part by any manner of electronic, mechanical, photocopying, recording, broadcasting or otherwise now known or herein after developed without the previous express consent by the copyright owner, except for reproduction in daily press and regular printed publications on sale to the public within 60 days of the event related to those data/results and always provided that copyright symbol appears together as follows below.
 © DORNA WSBK ORGANIZATION Srl 2022





TT Circuit Assen 4.542 m

Motul Dutch Round, 22-24 April 2022
Lap Chart Race 1

1 / 4

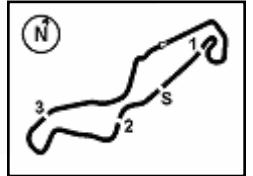
	Lap													
	1	2	3	4	5	6	7	8	9	10	11	12	13	14
1	46	72	46	72	46	46	46	46	46	72	72	46	46	72
2	72	46	72	46	72	72	72	72	72	46	46	72	72	46
3	41	60	60	8	8	41	41	41	61	64	26	64	61	26
4	58	8	8	41	41	61	61	61	64	26	41	41	41	61
5	8	12	41	91	61	26	64	64	26	61	64	26	64	64
6	60	91	91	61	26	8	26	26	41	41	61	61	91	41
7	91	47	12	26	91	47	91	91	91	91	91	91	26	91
8	12	41	47	47	47	77	77	53	77	77	53	77	8	28
9	47	26	61	64	77	64	8	8	8	28	77	8	28	77
10	77	61	26	77	28	91	53	77	28	8	8	28	77	8
11	64	64	28	53	64	53	28	28	53	53	28	23	2	27
12	53	53	64	28	53	28	43	27	23	85	2	2	43	85
13	26	28	87	27	93	2	27	2	43	43	27	85	23	43
14	2	87	53	23	27	43	2	93	2	2	43	43	85	93
15	61	2	27	43	23	85	85	23	85	23	85	35	27	23
16	87	27	77	2	2	27	23	43	27	93	93	93	93	2
17	28	77	2	85	85	93	93	85	35	27	23	27	35	35
18	27	43	85	93	43	23	35	35	93	35	35	81	88	59
19	43	85	23	35	35	35	4	69	88	88	88	88	69	88
20	23	23	43	4	69	69	69	4	78	81	81	4	4	4
21	35	35	93	69	88	59	88	78	4	78	4	69	78	69
22	85	93	35	88	59	88	59	88	81	4	78	59	81	78
23	93	4	4	81	4	4	10	81	59	69	69	78	59	10
24	4	78	59	59	10	10	78	10	69	59	10	10	10	81
25	78	59	69	10	78	78	81	59	10	10	59	18	47	47
26	69	69	78	78	81	81	18	18	18	18	18	47	18	18
27	88	88	88	18	18	18	47	47	47	47	47			
28	59	81	10	60	60	60	60	60	60					
29	10	10	81											
30	81	18	18											
31	18													

Final Result		
1	72 V. STEEMAN	Laps 14
2	46 S. DI SORA	0.038
3	26 M. GENNAI	8.828
4	61 Y. OKAYA	8.952
5	64 H. DE CANCELLIS	9.012
6	41 M. GARCIA	9.023
7	91 M. VANNUCCI	9.070
8	28 L. LEHMANN	17.515
9	8 B. IERACI	17.548
10	77 R. BIJMAN (P)	18.000
11	27 A. DIAZ	27.750
12	85 K. SABATUCCI	28.090
13	43 H. KHOURI	28.129
14	93 M. GAGGI	28.169
15	2 I. GARCIA ABELLA	28.248
16	35 Y. SAIZ MARQUEZ	28.560
17	23 S. MARKARIAN (P)	29.000
18	59 A. ZANCA	35.700
19	88 D. MOGEDA	35.724
20	4 S. DOORNENBAL	35.734
21	69 T. ALBERTO	35.836
22	78 T. MOLENAAR	35.949
23	10 D. CONTE	36.082
24	81 I. PERISTERAS	36.230
25	47 F. SEABRIGHT	1'08.852
26	18 I. OFFER	1'10.656
RET	53 P. SVOBODA	3 Laps
RET	60 D. GEIGER	5 Laps
RET	12 H. MAIER	11 Laps
RET	87 T. KAWAKAMI	11 Laps
RET	58 I. IGLESIAS	13 Laps
RET	80 G. MASTROLUCCA	

23/04/2022

These data/results cannot be reproduced, stored and/or transmitted in whole or in part by any manner of electronic, mechanical, photocopying, recording, broadcasting or otherwise now known or herein after developed without the previous express consent by the copyright owner, except for reproduction in daily press and regular printed publications on sale to the public within 60 days of the event related to those data/results and always provided that copyright symbol appears together as follows below.

© DORNA WSBK ORGANIZATION Srl 2022



Motul Dutch Round, 22-24 April 2022
Lap Chart Race 1

TT Circuit Assen 4.542 m

2 / 4

Lap 1

1	46	S.Di Sora	1'54.651
2	72	V.Steeman	0.067
3	41	M.Garcia	1.279
4	58	I.Iglesias	1.528
5	8	B.Ieraci	1.563
6	60	D.Geiger	1.632
7	91	M.Vannucci	1.673
8	12	H.Maier	1.800
9	47	F.Seabright	1.856
10	77	R.Bijman	1.963
11	64	H.De Cancellis	2.350
12	53	P.Svoboda	2.854
13	26	M.Gennai	2.973
14	2	I.Garcia Abella	3.041
15	61	Y.Okaya	3.147
16	87	T.Kawakami	3.272
17	28	L.Lehmann	3.490
18	27	A.Diaz	3.684
19	43	H.Khour	3.862
20	23	S.Markarian	4.097
21	35	Y.Saiz Marquez	4.393
22	85	K.Sabatucci	4.481
23	93	M.Gaggi	4.496
24	4	S.Doornebal	4.801
25	78	T.Molenaar	5.017
26	69	T.Alberto	5.377
27	88	D.Mogeda	5.428
28	59	A.Zanca	5.737
29	10	D.Conte	5.943
30	81	I.Peristeras	6.278
31	18	I.Offer	8.380

8	47	F.Seabright	2.740
9	61	Y.Okaya	2.819
10	26	M.Gennai	2.930
11	28	L.Lehmann	3.984
12	64	H.De Cancellis	4.020
13	87	T.Kawakami	4.099
14	53	P.Svoboda	4.356
15	27	A.Diaz	4.513
16	77	R.Bijman	4.597
17	2	I.Garcia Abella	5.614
18	85	K.Sabatucci	5.775
19	23	S.Markarian	5.901
20	43	H.Khour	6.099
21	93	M.Gaggi	6.125
22	35	Y.Saiz Marquez	6.375
23	4	S.Doornebal	8.791
24	59	A.Zanca	8.806
25	69	T.Alberto	8.875
26	78	T.Molenaar	9.123
27	88	D.Mogeda	9.272
28	10	D.Conte	9.666
29	81	I.Peristeras	9.745
30	18	I.Offer	18.509

19	35	Y.Saiz Marquez	9.046
20	69	T.Alberto	14.040
21	88	D.Mogeda	14.085
22	59	A.Zanca	14.449
23	4	S.Doornebal	14.593
24	10	D.Conte	14.738
25	78	T.Molenaar	14.776
26	81	I.Peristeras	15.574
27	18	I.Offer	29.809
28	60	D.Geiger	56.216

Lap 6

1	46	S.Di Sora	11'04.585
2	72	V.Steeman	0.184
3	41	M.Garcia	4.064
4	61	Y.Okaya	4.174
5	26	M.Gennai	4.571
6	8	B.Ieraci	4.576
7	47	F.Seabright	4.783
8	77	R.Bijman	4.968
9	64	H.De Cancellis	5.046
10	91	M.Vannucci	5.156
11	53	P.Svoboda	5.394
12	28	L.Lehmann	5.507
13	2	I.Garcia Abella	10.253
14	43	H.Khour	10.276
15	85	K.Sabatucci	10.418
16	27	A.Diaz	10.540
17	93	M.Gaggi	10.647
18	23	S.Markarian	10.740
19	35	Y.Saiz Marquez	10.912
20	69	T.Alberto	15.871
21	59	A.Zanca	16.152
22	88	D.Mogeda	16.215
23	4	S.Doornebal	16.280
24	10	D.Conte	16.422
25	78	T.Molenaar	16.575
26	81	I.Peristeras	17.386
27	18	I.Offer	34.519
28	60	D.Geiger	59.238

Lap 4

1	72	V.Steeman	7'24.577
2	46	S.Di Sora	0.241
3	8	B.Ieraci	2.837
4	41	M.Garcia	2.956
5	91	M.Vannucci	3.102
6	61	Y.Okaya	3.147
7	26	M.Gennai	3.999
8	47	F.Seabright	4.204
9	64	H.De Cancellis	4.886
10	77	R.Bijman	4.977
11	53	P.Svoboda	5.157
12	28	L.Lehmann	5.313
13	27	A.Diaz	6.769
14	23	S.Markarian	7.033
15	43	H.Khour	7.130
16	2	I.Garcia Abella	7.199
17	85	K.Sabatucci	7.327
18	93	M.Gaggi	7.450
19	35	Y.Saiz Marquez	7.717
20	4	S.Doornebal	11.645
21	69	T.Alberto	11.736
22	88	D.Mogeda	11.808
23	81	I.Peristeras	12.165
24	59	A.Zanca	12.358
25	10	D.Conte	12.513
26	78	T.Molenaar	12.544
27	18	I.Offer	24.175
28	60	D.Geiger	51.364

Lap 7

1	46	S.Di Sora	12'54.176
2	72	V.Steeman	0.025
3	41	M.Garcia	4.385
4	61	Y.Okaya	4.430
5	64	H.De Cancellis	5.045
6	26	M.Gennai	5.176
7	91	M.Vannucci	5.238
8	77	R.Bijman	5.420
9	8	B.Ieraci	6.096
10	53	P.Svoboda	6.230
11	28	L.Lehmann	6.709
12	43	H.Khour	12.446
13	27	A.Diaz	12.526
14	2	I.Garcia Abella	12.661
15	85	K.Sabatucci	12.799
16	23	S.Markarian	12.973
17	93	M.Gaggi	13.195
18	35	Y.Saiz Marquez	13.333
19	4	S.Doornebal	18.486
20	69	T.Alberto	18.604
21	88	D.Mogeda	18.698
22	59	A.Zanca	18.877
23	10	D.Conte	18.967
24	78	T.Molenaar	19.489
25	81	I.Peristeras	19.653
26	18	I.Offer	39.705
27	47	F.Seabright	51.068
28	60	D.Geiger	1'03.515

Lap 2

1	72	V.Steeman	3'45.030
2	46	S.Di Sora	0.315
3	60	D.Geiger	1.561
4	8	B.Ieraci	2.150
5	12	H.Maier	2.199
6	91	M.Vannucci	2.287
7	47	F.Seabright	2.513
8	41	M.Garcia	2.711
9	26	M.Gennai	2.943
10	61	Y.Okaya	2.996
11	64	H.De Cancellis	3.233
12	53	P.Svoboda	3.261
13	28	L.Lehmann	3.289
14	87	T.Kawakami	3.442
15	2	I.Garcia Abella	3.540
16	27	A.Diaz	3.645
17	77	R.Bijman	3.899
18	43	H.Khour	4.587
19	85	K.Sabatucci	4.907
20	23	S.Markarian	5.104
21	35	Y.Saiz Marquez	5.353
22	93	M.Gaggi	5.442
23	4	S.Doornebal	6.210
24	78	T.Molenaar	6.726
25	59	A.Zanca	6.886
26	69	T.Alberto	6.938
27	88	D.Mogeda	7.064
28	81	I.Peristeras	7.595
29	10	D.Conte	7.850
30	18	I.Offer	13.143

Lap 5

1	46	S.Di Sora	9'14.469
2	72	V.Steeman	0.059
3	8	B.Ieraci	3.919
4	41	M.Garcia	3.963
5	61	Y.Okaya	4.063
6	26	M.Gennai	4.179
7	91	M.Vannucci	4.432
8	47	F.Seabright	4.619
9	77	R.Bijman	5.292
10	28	L.Lehmann	5.531
11	64	H.De Cancellis	5.557
12	53	P.Svoboda	5.716
13	93	M.Gaggi	8.378
14	27	A.Diaz	8.590
15	23	S.Markarian	8.609
16	2	I.Garcia Abella	8.649
17	85	K.Sabatucci	8.800
18	43	H.Khour	8.913

Lap 8

1	46	S.Di Sora	14'43.945
---	----	-----------	-----------

Lap 9

1	46	S.Di Sora	16'33.689
2	72	V.Steeman	0.031
3	61	Y.Okaya	5.439
4	64	H.De Cancellis	5.629
5	26	M.Gennai	5.707
6	41	M.Garcia	5.816
7	91	M.Vannucci	5.963
8	77	R.Bijman	8.981
9	8	B.Ieraci	9.083
10	28	L.Lehmann	9.210
11	53	P.Svoboda	9.361
12	23	S.Markarian	17.054
13	43	H.Khour	17.153
14	2	I.Garcia Abella	17.209
15	85	K.Sabatucci	17.325
16	27	A.Diaz	17.500
17	35	Y.Saiz Marquez	17.703
18	93	M.Gaggi	17.845
19	88	D.Mogeda	24.636
20	78	T.Molenaar	24.682
21	4	S.Doornebal	24.814
22	81	I.Peristeras	25.125
23	59	A.Zanca	25.440
24	69	T.Alberto	25.507
25	10	D.Conte	25.591
26	18	I.Offer	49.577
27	47	F.Seabright	58.315
28	60	D.Geiger	1'21.757

Lap 10

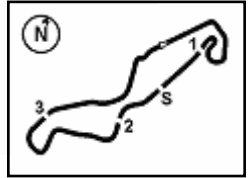
1	72	V.Steeman	18'23.399
2	46	S.Di Sora	0.099
3	64	H.De Cancellis	6.615
4	26	M.Gennai	6.921
5	61	Y.Okaya	7.106
6	41	M.Garcia	7.223
7	91	M.Vannucci	7.308
8	77	R.Bijman	10.517
9	28	L.Lehmann	10.765
10	8	B.Ieraci	11.084
11	53	P.Svoboda	11.122
12	85	K.Sabatucci	19.490
13	43	H.Khour	19.525
14	2	I.Garcia Abella	19.557

23/04/2022

These data/results cannot be reproduced, stored and/or transmitted in whole or in part by any manner of electronic, mechanical, photocopying, recording, broadcasting or otherwise now known or herein after developed without the previous express consent by the copyright owner, except for reproduction in daily press and regular printed publications on sale to the public within 60 days of the event related to those data/results and always provided that copyright symbol appears together as follows below.

© DORNA WSBK ORGANIZATION Srl 2022





TT Circuit Assen 4.542 m

Motul Dutch Round, 22-24 April 2022

Lap Chart Race 1

15	23	S.Markarian	19.567	2	72	V.Steeman	0.082
16	93	M.Gaggi	19.641	3	61	Y.Okaya	8.676
17	27	A.Diaz	19.730	4	41	M.Garcia	8.920
18	35	Y.Saiz Marquez	19.836	5	64	H.De Cancellis	8.979
19	88	D.Mogeda	27.248	6	91	M.Vannucci	9.260
20	81	I.Peristeras	27.500	7	26	M.Gennai	9.309
21	78	T.Molenaar	27.750	8	8	B.Ieraci	13.983
22	4	S.Doornenbal	27.849	9	28	L.Lehmann	13.987
23	69	T.Alberto	27.905	10	77	R.Bijman	14.209
24	59	A.Zanca	27.979	11	2	I.Garcia Abella	25.890
25	10	D.Conte	28.106	12	43	H.Khoury	26.134
26	18	I.Offer	55.057	13	23	S.Markarian	26.211
27	47	F.Seabright	1'00.844	14	85	K.Sabatucci	26.333

Lap 11

1	72	V.Steeman	20'13.901	18	88	D.Mogeda	33.516
2	46	S.Di Sora	0.201	19	69	T.Alberto	33.695
3	26	M.Gennai	7.609	20	4	S.Doornenbal	33.902
4	41	M.Garcia	7.687	21	78	T.Molenaar	33.930
5	64	H.De Cancellis	7.770	22	81	I.Peristeras	34.146
6	61	Y.Okaya	7.849	23	59	A.Zanca	34.357
7	91	M.Vannucci	8.071	24	10	D.Conte	34.508
8	53	P.Svoboda	11.284	25	47	F.Seabright	1'06.206
9	77	R.Bijman	11.378	26	18	I.Offer	1'07.428
10	8	B.Ieraci	11.439				
11	28	L.Lehmann	11.561				
12	2	I.Garcia Abella	21.371				
13	27	A.Diaz	21.553				
14	43	H.Khoury	21.677				
15	85	K.Sabatucci	21.821				
16	93	M.Gaggi	22.063				
17	23	S.Markarian	22.110				
18	35	Y.Saiz Marquez	22.170				
19	88	D.Mogeda	28.990				
20	81	I.Peristeras	29.238				
21	4	S.Doornenbal	29.527				
22	78	T.Molenaar	29.676				
23	69	T.Alberto	29.792				
24	10	D.Conte	30.027				
25	59	A.Zanca	30.171				
26	18	I.Offer	58.968				
27	47	F.Seabright	1'02.391				

Lap 14

1	72	V.Steeman	25'44.879	17	35	Y.Saiz Marquez	28.560
2	46	S.Di Sora	0.038	18	59	A.Zanca	35.700
3	26	M.Gennai	8.828	19	88	D.Mogeda	35.724
4	61	Y.Okaya	8.952	20	4	S.Doornenbal	35.734
5	64	H.De Cancellis	9.012	21	69	T.Alberto	35.836
6	41	M.Garcia	9.023	22	78	T.Molenaar	35.949
7	91	M.Vannucci	9.070	23	10	D.Conte	36.082
8	28	L.Lehmann	17.515	24	81	I.Peristeras	36.230
9	77	R.Bijman	17.534	25	47	F.Seabright	1'08.852
10	8	B.Ieraci	17.548	26	18	I.Offer	1'10.656
11	27	A.Diaz	27.750				
12	85	K.Sabatucci	28.090				
13	43	H.Khoury	28.129				
14	93	M.Gaggi	28.169				
15	23	S.Markarian	28.193				
16	2	I.Garcia Abella	28.248				

Lap 12

1	46	S.Di Sora	22'03.782
2	72	V.Steeman	0.082
3	64	H.De Cancellis	8.827
4	41	M.Garcia	8.961
5	26	M.Gennai	9.029
6	61	Y.Okaya	9.092
7	91	M.Vannucci	9.197
8	77	R.Bijman	13.089
9	8	B.Ieraci	13.315
10	28	L.Lehmann	13.390
11	23	S.Markarian	24.080
12	2	I.Garcia Abella	24.134
13	85	K.Sabatucci	24.285
14	43	H.Khoury	24.462
15	35	Y.Saiz Marquez	24.787
16	93	M.Gaggi	24.928
17	27	A.Diaz	25.100
18	81	I.Peristeras	31.459
19	88	D.Mogeda	31.517
20	4	S.Doornenbal	31.669
21	69	T.Alberto	31.742
22	59	A.Zanca	32.158
23	78	T.Molenaar	32.291
24	10	D.Conte	32.455
25	18	I.Offer	1'03.876
26	47	F.Seabright	1'04.453

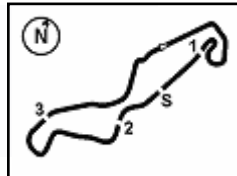
Lap 13

1	46	S.Di Sora	23'54.177
---	----	-----------	-----------

23/04/2022

These data/results cannot be reproduced, stored and/or transmitted in whole or in part by any manner of electronic, mechanical, photocopying, recording, broadcasting or otherwise now known or herein after developed without the previous express consent by the copyright owner, except for reproduction in daily press and regular printed publications on sale to the public within 60 days of the event related to those data/results and always provided that copyright symbol appears together as follows below.

© DORNA WSBK ORGANIZATION Srl 2022



Motul Dutch Round, 22-24 April 2022
Lap Chart Race 1

Race Pace Comparison

	72 Ste	46 DiS	26 Gen	61 Oka	64 DeC	41 GaM	91 Van	28 Leh	8 Ier	77 Bij	27 Dia	85 Sab	43 Kho	93 Gag
1	1'54.718	1'54.651	1'57.624	1'57.798	1'57.001	1'55.930	1'56.324	1'58.141	1'56.214	1'56.614	1'58.335	1'59.132	1'58.513	1'59.147
2	1'50.312	1'50.694	1'50.349	1'50.228	1'51.262	1'51.811	1'50.993	1'50.178	1'50.966	1'52.315	1'50.340	1'50.805	1'51.104	1'51.325
3	1'49.685	1'49.357	1'49.659	1'49.495	1'50.459	1'49.443	1'49.939	1'50.367	1'49.943	1'50.370	1'50.540	1'50.540	1'51.184	1'50.355
4	1'49.862	1'50.116	1'50.944	1'50.203	1'50.741	1'50.349	1'50.423	1'51.204	1'50.291	1'50.255	1'52.131	1'51.427	1'50.906	1'51.200
5	1'49.951	1'49.651	1'50.072	1'50.808	1'50.563	1'50.899	1'51.222	1'50.110	1'50.974	1'50.207	1'51.713	1'51.365	1'51.675	1'50.820
6	1'50.241	1'50.116	1'50.508	1'50.227	1'49.605	1'50.217	1'50.840	1'50.092	1'50.773	1'49.792	1'52.066	1'51.734	1'51.479	1'52.385
7	1'49.432	1'49.591	1'50.196	1'49.847	1'49.590	1'49.912	1'49.673	1'50.793	1'51.111	1'50.043	1'51.577	1'51.972	1'51.761	1'52.139
8	1'49.782	1'49.769	1'49.749	1'50.239	1'49.741	1'50.211	1'49.939	1'50.481	1'50.735	1'51.496	1'51.709	1'52.289	1'52.493	1'51.375
9	1'49.737	1'49.744	1'50.295	1'50.283	1'50.356	1'50.733	1'50.299	1'51.533	1'51.765	1'51.578	1'52.778	1'51.750	1'51.727	1'52.788
10	1'49.679	1'49.809	1'50.924	1'51.377	1'50.696	1'51.117	1'51.055	1'51.265	1'51.711	1'51.246	1'51.940	1'51.875	1'52.082	1'51.506
11	1'50.502	1'50.604	1'51.190	1'51.245	1'51.657	1'50.966	1'51.265	1'51.298	1'50.857	1'51.363	1'52.325	1'52.833	1'52.654	1'52.924
12	1'49.963	1'49.680	1'51.301	1'51.124	1'50.938	1'51.155	1'51.007	1'51.710	1'51.757	1'51.592	1'53.428	1'52.345	1'52.666	1'52.746
13	1'50.395	1'50.395	1'50.675	1'49.979	1'50.547	1'50.354	1'50.458	1'50.992	1'51.063	1'51.515	1'51.672	1'52.443	1'52.067	1'52.033
14	1'50.620	1'50.740	1'50.221	1'50.978	1'50.735	1'50.805	1'50.512	1'54.230	1'54.267	1'54.027	1'52.075	1'52.459	1'52.697	1'52.305

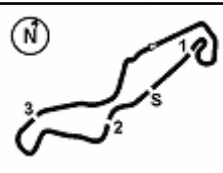
	2 Gar	35 Sai	23 Mar	59 Zan	88 Mog	4 Doo	69 Alb	78 Mol	10 Con	81 Pel	47 Sea	18 Off	53 Svo	60 Gei
1	1'57.692	1'59.044	1'58.748	2'00.388	2'00.079	1'59.452	2'00.028	1'59.668	2'00.594	2'00.929	1'56.507	2'03.031	1'57.505	1'56.283
2	1'50.878	1'51.339	1'51.386	1'51.528	1'52.015	1'51.788	1'51.940	1'52.088	1'52.286	1'51.696	1'51.036	1'55.142	1'50.786	1'50.308
3	1'51.746	1'50.694	1'50.469	1'51.592	1'51.880	1'52.253	1'51.609	1'52.069	1'51.488	1'51.822	1'49.899	1'55.038	1'50.767	1'50.215
4	1'51.460	1'51.217	1'51.007	1'53.427	1'52.411	1'52.729	1'52.736	1'53.296	1'52.722	1'52.295	1'51.339	1'55.541	1'50.676	2'39.135
5	1'51.342	1'51.221	1'51.468	1'51.983	1'52.169	1'52.840	1'52.196	1'52.124	1'52.117	1'53.301	1'50.307	1'55.526	1'50.451	1'54.744
6	1'51.720	1'51.982	1'52.247	1'51.819	1'52.246	1'51.803	1'51.947	1'51.915	1'51.800	1'51.928	1'50.280	1'54.826	1'49.794	1'53.138
7	1'51.999	1'52.012	1'51.824	1'52.316	1'52.074	1'51.797	1'52.324	1'52.505	1'52.136	1'51.858	2'35.876	1'54.777	1'50.427	1'53.868
8	1'51.735	1'51.830	1'51.697	1'53.581	1'53.004	1'53.092	1'52.918	1'52.107	1'53.349	1'52.524	1'54.021	1'54.640	1'50.573	1'53.005
9	1'52.326	1'52.053	1'51.897	1'52.495	1'52.447	1'52.749	1'53.498	1'52.599	1'52.788	1'52.461	1'52.739	1'54.745	1'52.071	2'04.750
10	1'52.058	1'51.843	1'52.223	1'52.249	1'52.322	1'52.745	1'52.108	1'52.778	1'52.225	1'52.085	1'52.239	1'55.190	1'51.471	
11	1'52.316	1'52.836	1'53.045	1'52.694	1'52.244	1'52.180	1'52.389	1'52.428	1'52.423	1'52.240	1'52.049	1'54.413	1'50.664	
12	1'52.644	1'52.498	1'51.851	1'51.868	1'52.408	1'52.023	1'51.831	1'52.496	1'52.309	1'52.102	1'51.943	1'54.789		
13	1'52.151	1'52.334	1'52.526	1'52.594	1'52.394	1'52.628	1'52.348	1'52.034	1'52.448	1'53.082	1'52.148	1'53.947		
14	1'53.060	1'52.536	1'52.684	1'52.045	1'52.910	1'52.534	1'52.843	1'52.721	1'52.276	1'52.786	1'53.348	1'53.930		

	12 Mai	87 Kaw	58 Igl
1	1'56.451	1'57.923	1'56.179
2	1'50.778	1'50.549	
3	1'50.180	1'50.329	

23/04/2022

These data/results cannot be reproduced, stored and/or transmitted in whole or in part by any manner of electronic, mechanical, photocopying, recording, broadcasting or otherwise now known or herein after developed without the previous express consent by the copyright owner, except for reproduction in daily press and regular printed publications on sale to the public within 60 days of the event related to those data/results and always provided that copyright symbol appears together as follows below.

© DORNA WSBK ORGANIZATION Srl 2022



TT Circuit Assen 4.542 m

Motul Dutch Round, 22-24 April 2022
Best Sectors & Speed Race 1

RESULTS

Pos	No	Rider	Team	Laps
1	72	V. STEEMAN	Kawasaki Ninja 400	14
2	46	S. DI SORA	Kawasaki Ninja 400	0.038
3	26	M. GENNAI	Yamaha YZF-R3	8.828
4	61	Y. OKAYA	Kawasaki Ninja 400	8.952
5	64	H. DE CANCELLIS	Kawasaki Ninja 400	9.012
6	41	M. GARCIA	Yamaha YZF-R3	9.023
7	91	M. VANNUCCI	Yamaha YZF-R3	9.070
8	28	L. LEHMANN	KTM RC 390 R	17.515
9	8	B. IERACI	Kawasaki Ninja 400	17.548
10	77	R. BIJMAN	Kawasaki Ninja 400	18.000
11	27	A. DIAZ	Yamaha YZF-R3	27.750
12	85	K. MARKARIAN	Kawasaki Ninja 400	28.090
13	43	H. KHOURI	Kawasaki Ninja 400	28.129
14	93	M. GAGGI	Yamaha YZF-R3	28.169
15	2	I. GARCIA ABELLA	Yamaha YZF-R3	28.248
16	35	Y. SAIZ MARQUEZ	Kawasaki Ninja 400	28.560
17	23	S. MARKARIAN	Kawasaki Ninja 400	29.000
18	59	A. ZANCA	Kawasaki Ninja 400	35.700
19	88	D. MOGEDA	Kawasaki Ninja 400	35.724
20	4	S. DOORNENBAL	Kawasaki Ninja 400	35.734
21	69	T. ALBERTO	Kawasaki Ninja 400	35.836
22	78	T. MOLENAAR	Kawasaki Ninja 400	35.949
23	10	D. CONTE	Kawasaki Ninja 400	36.082
24	81	I. PERISTERAS	Yamaha YZF-R3	36.230
25	47	F. SEABRIGHT	Yamaha YZF-R3	1'08.852
26	18	I. OFFER	Yamaha YZF-R3	1'10.656
RET	53	P. SVOBODA	Kawasaki Ninja 400	3 Laps
RET	60	D. GEIGER	Kawasaki Ninja 400	5 Laps
RET	12	H. MAIER	Yamaha YZF-R3	11 Laps
RET	87	T. KAWAKAMI	Yamaha YZF-R3	11 Laps
RET	58	I. IGLESIAS	Kawasaki Ninja 400	13 Laps
RET	80	G. MASTROLUCCA	Yamaha YZF-R3	

SPEED

Pos	No	Rider	Team	Speed
1	27	A. DIAZ	Yamaha YZF-R3	197,4
2	91	M. VANNUCCI	Yamaha YZF-R3	197,1
3	26	M. GENNAI	Yamaha YZF-R3	195,7
4	61	Y. OKAYA	Kawasaki Ninja 400	195,3
5	81	I. PERISTERAS	Yamaha YZF-R3	194,6
6	87	T. KAWAKAMI	Yamaha YZF-R3	194,6
7	69	T. ALBERTO	Kawasaki Ninja 400	194,2
8	28	L. LEHMANN	KTM RC 390 R	193,9
9	35	Y. SAIZ MARQUEZ	Kawasaki Ninja 400	193,5
10	41	M. GARCIA	Yamaha YZF-R3	193,2
11	23	S. MARKARIAN	Kawasaki Ninja 400	193,2
12	2	I. GARCIA ABELLA	Yamaha YZF-R3	192,9
13	78	T. MOLENAAR	Kawasaki Ninja 400	192,9
14	4	S. DOORNENBAL	Kawasaki Ninja 400	192,2
15	64	H. DE CANCELLIS	Kawasaki Ninja 400	192,2
16	8	B. IERACI	Kawasaki Ninja 400	191,8
17	59	A. ZANCA	Kawasaki Ninja 400	191,5
18	43	H. KHOURI	Kawasaki Ninja 400	191,5
19	53	P. SVOBODA	Kawasaki Ninja 400	190,8
20	72	V. STEEMAN	Kawasaki Ninja 400	190,8
21	77	R. BIJMAN	Kawasaki Ninja 400	190,8
22	88	D. MOGEDA	Kawasaki Ninja 400	190,8
23	93	M. GAGGI	Yamaha YZF-R3	190,8
24	46	S. DI SORA	Kawasaki Ninja 400	190,1
25	80	G. MASTROLUCCA	Yamaha YZF-R3	190,1
26	58	I. IGLESIAS	Kawasaki Ninja 400	189,8
27	10	D. CONTE	Kawasaki Ninja 400	189,8
28	47	F. SEABRIGHT	Yamaha YZF-R3	189,1
29	85	K. SABATUCCI	Kawasaki Ninja 400	189,1
30	12	H. MAIER	Yamaha YZF-R3	187,8
31	60	D. GEIGER	Kawasaki Ninja 400	187,2
32	18	I. OFFER	Yamaha YZF-R3	183,7

SEG. 1

1	72	V. STEEMAN	35.084
2	87	T. KAWAKAMI	35.191
3	61	Y. OKAYA	35.236
4	41	M. GARCIA	35.255
5	46	S. DI SORA	35.255
6	64	H. DE CANCELLIS	35.282
7	91	M. VANNUCCI	35.312
8	26	M. GENNAI	35.368
9	60	D. GEIGER	35.381
10	8	B. IERACI	35.421
11	47	F. SEABRIGHT	35.454
12	77	R. BIJMAN	35.459
13	53	P. SVOBODA	35.486
14	85	K. SABATUCCI	35.527
15	28	L. LEHMANN	35.586
16	35	Y. SAIZ MARQUEZ	35.640
17	23	S. MARKARIAN	35.677
18	93	M. GAGGI	35.697
19	59	A. ZANCA	35.741
20	43	H. KHOURI	35.761
21	4	S. DOORNENBAL	35.801
22	81	I. PERISTERAS	35.806
23	27	A. DIAZ	35.807
24	2	I. GARCIA ABELLA	35.831
25	12	H. MAIER	35.886
26	69	T. ALBERTO	35.904
27	58	I. IGLESIAS	35.926
28	10	D. CONTE	35.936
29	78	T. MOLENAAR	36.008
30	88	D. MOGEDA	36.086
31	18	I. OFFER	36.408
32	80	G. MASTROLUCCA	42.771

SEG. 2

1	26	M. GENNAI	17.670
2	61	Y. OKAYA	17.677
3	91	M. VANNUCCI	17.680
4	41	M. GARCIA	17.695
5	53	P. SVOBODA	17.768
6	23	S. MARKARIAN	17.769
7	27	A. DIAZ	17.780
8	46	S. DI SORA	17.806
9	28	L. LEHMANN	17.814
10	47	F. SEABRIGHT	17.816
11	87	T. KAWAKAMI	17.835
12	64	H. DE CANCELLIS	17.860
13	8	B. IERACI	17.867
14	72	V. STEEMAN	17.888
15	78	T. MOLENAAR	17.900
16	77	R. BIJMAN	17.949
17	80	G. MASTROLUCCA	17.949
18	69	T. ALBERTO	17.956
19	81	I. PERISTERAS	17.967
20	43	H. KHOURI	17.970
21	35	Y. SAIZ MARQUEZ	17.975
22	59	A. ZANCA	17.990
23	60	D. GEIGER	17.996
24	93	M. GAGGI	18.002
25	58	I. IGLESIAS	18.029
26	85	K. SABATUCCI	18.047
27	4	S. DOORNENBAL	18.060
28	12	H. MAIER	18.064
29	2	I. GARCIA ABELLA	18.073
30	88	D. MOGEDA	18.101
31	10	D. CONTE	18.139
32	18	I. OFFER	18.316

SEG. 3

1	72	V. STEEMAN	29.861
2	47	F. SEABRIGHT	29.903
3	26	M. GENNAI	29.918
4	46	S. DI SORA	29.952
5	53	P. SVOBODA	29.954
6	91	M. VANNUCCI	30.028
7	64	H. DE CANCELLIS	30.037
8	12	H. MAIER	30.061
9	77	R. BIJMAN	30.072
10	8	B. IERACI	30.076
11	28	L. LEHMANN	30.089
12	61	Y. OKAYA	30.100
13	27	A. DIAZ	30.106
14	41	M. GARCIA	30.129
15	60	D. GEIGER	30.168
16	59	A. ZANCA	30.243
17	93	M. GAGGI	30.253
18	87	T. KAWAKAMI	30.311
19	35	Y. SAIZ MARQUEZ	30.367
20	23	S. MARKARIAN	30.383
21	85	K. SABATUCCI	30.396
22	10	D. CONTE	30.410
23	58	I. IGLESIAS	30.487
24	43	H. KHOURI	30.490
25	2	I. GARCIA ABELLA	30.507
26	81	I. PERISTERAS	30.530
27	78	T. MOLENAAR	30.531
28	69	T. ALBERTO	30.548
29	80	G. MASTROLUCCA	30.548
30	4	S. DOORNENBAL	30.624
31	88	D. MOGEDA	30.693
32	18	I. OFFER	30.892

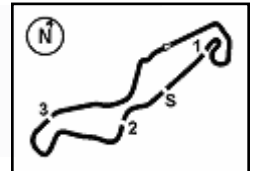
SEG. 4

1	77	R. BIJMAN	25.954
2	64	H. DE CANCELLIS	25.958
3	2	I. GARCIA ABELLA	25.961
4	61	Y. OKAYA	25.992
5	41	M. GARCIA	26.006
6	28	L. LEHMANN	26.018
7	8	B. IERACI	26.019
8	46	S. DI SORA	26.047
9	12	H. MAIER	26.064
10	27	A. DIAZ	26.068
11	47	F. SEABRIGHT	26.094
12	43	H. KHOURI	26.095
13	26	M. GENNAI	26.145
14	53	P. SVOBODA	26.152
15	93	M. GAGGI	26.179
16	4	S. DOORNENBAL	26.194
17	78	T. MOLENAAR	26.205
18	91	M. VANNUCCI	26.211
19	23	S. MARKARIAN	26.227
20	85	K. SABATUCCI	26.238
21	72	V. STEEMAN	26.247
22	87	T. KAWAKAMI	26.271
23	35	Y. SAIZ MARQUEZ	26.287
24	88	D. MOGEDA	26.357
25	69	T. ALBERTO	26.375
26	60	D. GEIGER	26.382
27	10	D. CONTE	26.430
28	59	A. ZANCA	26.436
29	81	I. PERISTERAS	26.505
30	58	I. IGLESIAS	26.839
31	18	I. OFFER	27.580

23/04/2022

These data/results cannot be reproduced, stored and/or transmitted in whole or in part by any manner of electronic, mechanical, photocopying, recording, broadcasting or otherwise now known or herein after developed without the previous express consent by the copyright owner, except for reproduction in daily press and regular printed publications on sale to the public within 60 days of the event related to those data/results and always provided that copyright symbol appears together as follows below.

© DORNA WSBK ORGANIZATION Srl 2022



Motul Dutch Round, 22-24 April 2022
Chronological Analysis Race 1

Start at 12:40'56.454

1° 46 S. DI SORA [1'49.357]							
Lap	Seg1	Seg2	Seg3	Seg4	Lap Time	km/h	Local Time
1		18.081	30.079	26.177	1'54.651	184,6	12:42'51.105
2	35.683	18.235	30.004	26.772	1'50.694	185,9	12:44'41.799
3	35.255	18.049	30.006	26.047	1'49.357	184,9	12:46'31.156
4	35.521	18.005	29.952	26.638	1'50.116	186,5	12:48'21.272
5	35.263	17.993	30.132	26.263	1'49.651	187,5	12:50'10.923
6	35.504	17.945	30.181	26.486	1'50.116	188,2	12:52'01.039
7	35.561	17.809	29.998	26.223	1'49.591	187,5	12:53'50.630
8	35.537	17.942	30.087	26.203	1'49.769	188,5	12:55'40.399
9	35.507	17.942	30.148	26.147	1'49.744	187,5	12:57'30.143
10	35.436	17.925	30.154	26.294	1'49.809	189,1	12:59'19.952
11	35.406	18.032	30.448	26.718	1'50.604	186,2	13:01'10.556
12	35.513	17.806	30.123	26.238	1'49.680	190,1	13:03'00.236
13	35.369	18.009	30.324	26.693	1'50.395	184,9	13:04'50.631
14	35.490	17.872	31.031	26.347	1'50.740	187,2	13:06'41.371
Race Time 25'44.917							

10	35.864	17.930	30.222	27.361	1'51.377	185,6	12:59'26.959
11	35.752	17.762	30.536	27.195	1'51.245	190,5	13:01'18.204
12	36.114	18.038	30.322	26.650	1'51.124	195,3	13:03'09.328
13	35.614	17.677	30.167	26.521	1'49.979	190,5	13:04'59.307
14	35.625	17.868	30.395	27.090	1'50.978	187,2	13:06'50.285
Race Time 25'53.831							

2° 72 V. STEEMAN [1'49.432]							
Lap	Seg1	Seg2	Seg3	Seg4	Lap Time	km/h	Local Time
1		18.227	30.116	26.413	1'54.718	183,1	12:42'51.172
2	35.464	18.272	30.067	26.509	1'50.312	182,4	12:44'41.484
3	35.304	18.196	29.938	26.247	1'49.685	183,4	12:46'31.169
4	35.279	18.133	29.910	26.540	1'49.862	184,6	12:48'21.031
5	35.304	18.090	29.962	26.595	1'49.951	184,6	12:50'10.982
6	35.249	18.056	30.679	26.257	1'50.241	185,6	12:52'01.223
7	35.084	17.980	29.861	26.507	1'49.432	185,6	12:53'50.655
8	35.294	18.052	29.971	26.465	1'49.782	184,9	12:55'40.437
9	35.235	18.032	30.036	26.434	1'49.737	185,9	12:57'30.174
10	35.213	18.010	30.065	26.391	1'49.679	185,9	12:59'19.853
11	35.911	17.951	30.257	26.383	1'50.502	188,8	13:01'10.355
12	35.498	17.939	30.053	26.473	1'49.963	187,5	13:03'00.318
13	35.551	17.976	30.205	26.663	1'50.395	188,2	13:04'50.713
14	35.640	17.888	30.309	26.783	1'50.620	190,8	13:06'41.333
Race Time 25'44.879							

5° 64 H. DE CANCELLIS [1'49.590]							
Lap	Seg1	Seg2	Seg3	Seg4	Lap Time	km/h	Local Time
1		18.042	30.478	26.070	1'57.001	190,1	12:42'53.455
2	35.964	18.097	30.353	26.848	1'51.262	187,8	12:44'44.717
3	35.719	18.019	30.338	26.383	1'50.459	188,8	12:46'35.176
4	35.778	17.951	30.366	26.646	1'50.741	192,2	12:48'25.917
5	35.603	18.131	30.242	26.587	1'50.563	186,9	12:50'16.480
6	35.463	17.997	30.187	25.958	1'49.605	188,8	12:52'06.085
7	35.282	18.218	30.037	26.053	1'49.590	186,2	12:53'55.675
8	35.443	17.965	30.282	26.051	1'49.741	188,2	12:55'45.416
9	35.447	18.001	30.264	26.644	1'50.356	187,5	12:57'35.772
10	35.603	18.368	30.328	26.397	1'50.696	184,3	12:59'26.468
11	35.888	18.232	30.552	26.985	1'51.657	185,9	13:01'18.125
12	35.816	18.171	30.287	26.664	1'50.938	186,2	13:03'09.063
13	35.753	18.088	30.108	26.598	1'50.547	186,9	13:04'59.610
14	35.648	17.860	30.473	26.754	1'50.735	188,5	13:06'50.345
Race Time 25'53.891							

3° 41 M. GARCIA [1'49.443]							
Lap	Seg1	Seg2	Seg3	Seg4	Lap Time	km/h	Local Time
1		18.000	30.249	26.330	1'55.930	191,2	12:42'52.384
2	35.737	18.366	30.640	27.068	1'51.811	183,1	12:44'44.195
3	35.613	17.695	30.129	26.006	1'49.443	192,5	12:46'33.638
4	35.319	18.147	30.345	26.538	1'50.349	188,8	12:48'23.987
5	35.561	18.147	30.324	26.867	1'50.899	184,9	12:50'14.886
6	35.472	18.185	30.271	26.289	1'50.217	185,2	12:52'05.103
7	35.572	17.926	30.257	26.157	1'49.912	188,8	12:53'55.015
8	35.754	17.884	30.282	26.291	1'50.211	189,1	12:55'45.226
9	35.826	17.945	30.224	26.738	1'50.733	192,5	12:57'35.959
10	36.189	17.842	30.246	26.840	1'51.117	189,5	12:59'27.076
11	35.516	17.785	30.617	27.048	1'50.966	193,2	13:01'18.042
12	36.173	18.074	30.310	26.598	1'51.155	191,5	13:03'09.197
13	35.255	17.969	30.248	26.882	1'50.354	185,2	13:04'59.551
14	35.893	17.752	30.559	26.601	1'50.805	193,2	13:06'50.356
Race Time 25'53.902							

6° 26 M. GENNAI [1'49.659]							
Lap	Seg1	Seg2	Seg3	Seg4	Lap Time	km/h	Local Time
1		18.371	30.619	26.378	1'57.624	185,2	12:42'54.078
2	35.914	17.801	30.165	26.469	1'50.349	190,1	12:44'44.427
3	35.809	17.751	29.918	26.181	1'49.659	188,8	12:46'34.086
4	35.828	18.210	30.310	26.596	1'50.944	186,2	12:48'25.030
5	35.368	18.062	29.934	26.708	1'50.072	185,9	12:50'15.102
6	35.985	18.162	30.175	26.186	1'50.508	189,1	12:52'05.610
7	35.883	17.887	30.086	26.340	1'50.196	191,2	12:53'55.806
8	35.502	17.992	30.110	26.145	1'49.749	189,1	12:55'45.555
9	35.582	17.935	30.262	26.516	1'50.295	193,9	12:57'35.850
10	35.818	18.013	30.019	27.074	1'50.924	189,1	12:59'26.774
11	36.126	17.745	30.560	26.759	1'51.190	192,9	13:01'17.964
12	36.460	17.752	30.274	26.815	1'51.301	195,7	13:03'09.265
13	35.831	17.871	30.109	26.864	1'50.675	191,5	13:04'59.940
14	35.810	17.670	30.439	26.302	1'50.221	193,9	13:06'50.161
Race Time 25'53.707							

4° 61 Y. OKAYA [1'49.495]							
Lap	Seg1	Seg2	Seg3	Seg4	Lap Time	km/h	Local Time
1		18.191	30.960	25.992	1'57.798	191,2	12:42'54.252
2	35.514	17.884	30.247	26.583	1'50.228	187,2	12:44'44.480
3	35.620	17.729	30.100	26.046	1'49.495	188,2	12:46'33.975
4	35.542	17.784	30.157	26.720	1'50.203	188,2	12:48'24.178
5	35.634	18.090	30.262	26.822	1'50.808	190,8	12:50'14.986
6	35.557	17.791	30.215	26.664	1'50.227	190,8	12:52'05.213
7	35.236	18.008	30.193	26.410	1'49.847	185,2	12:53'55.060
8	35.470	17.978	30.195	26.596	1'50.239	186,2	12:55'45.299
9	35.275	17.978	30.173	26.857	1'50.283	185,9	12:57'35.582

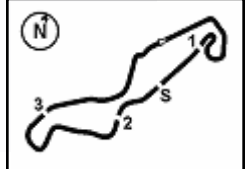
7° 91 M. VANNUCCI [1'49.673]							
Lap	Seg1	Seg2	Seg3	Seg4	Lap Time	km/h	Local Time
1		17.958	30.349	26.857	1'56.324	189,8	12:42'52.778
2	35.696	18.241	30.596	26.460	1'50.993	185,9	12:44'43.771
3	35.312	18.136	30.028	26.463	1'49.939	184,6	12:46'33.710
4	35.899	18.032	30.124	26.368	1'50.423	188,8	12:48'24.133
5	35.880	17.927	30.415	27.000	1'51.222	188,2	12:50'15.355
6	36.046	18.274	30.080	26.440	1'50.840	183,4	12:52'06.195
7	35.649	17.768	30.045	26.211	1'49.673	193,9	12:53'55.868
8	35.539	17.756	30.255	26.389	1'49.939	189,1	12:55'45.807
9	35.527	17.913	30.312	26.547	1'50.299	191,5	12:57'36.106
10	35.801	17.946	30.265	27.043	1'51.055	190,5	12:59'27.161
11	35.914	17.758	30.426	27.167	1'51.265	193,5	13:01'18.426
12	36.130	17.859	30.326	26.692	1'51.007	197,1	13:03'09.433
13	35.855	17.780	30.308	26.515	1'50.458	192,9	13:04'59.891
14	35.745	17.680	30.318	26.769	1'50.512	192,2	13:06'50.403
Race Time 25'53.949							

8° 77 R. BIJMAN [1'49.792]							
Lap	Seg1	Seg2	Seg3	Seg4	Lap Time	km/h	Local Time
1		18.185	30.299	26.308	1'56.614	190,8	12:42'53.068
2	37.886	18.316	30.159	25.954	1'52.315	181,8	12:44'45.383
3	35.958	18.079	30.081	26.252	1'50.370	187,8	12:46'35.753

23/04/2022 P = Pits In/Out - C = Lap Time Cancelled

These data/results cannot be reproduced, stored and/or transmitted in whole or in part by any manner of electronic, mechanical, photocopying, recording, broadcasting or otherwise now known or herein after developed without the previous express consent by the copyright owner, except for reproduction in daily press and regular printed publications on sale to the public within 60 days of the event related to those data/results and always provided that copyright symbol appears together as follows below.

© DORNA WSBK ORGANIZATION Srl 2022



TT Circuit Assen 4.542 m

Motul Dutch Round, 22-24 April 2022
Chronological Analysis Race 1

Start at 12:40'56.454

2 / 4

4	35.528	17.949	30.072	26.706	1'50.255	190,5	12:48'26.008	1		17.910	30.772	26.211	1'58.141	193,5	12:42'54.595
5	35.480	18.153	30.335	26.239	1'50.207	186,9	12:50'16.215	2	35.662	17.978	30.289	26.249	1'50.178	191,5	12:44'44.773
6	35.459	18.128	30.168	26.037	1'49.792	185,9	12:52'06.007	3	36.183	17.897	30.089	26.198	1'50.367	186,5	12:46'35.140
7	35.701	18.027	30.124	26.191	1'50.043	188,5	12:53'56.050	4	35.629	17.883	30.659	27.033	1'51.204	189,5	12:48'26.344
8	36.518	17.950	30.266	26.762	1'51.496	188,5	12:55'47.546	5	35.614	17.966	30.179	26.351	1'50.110	188,2	12:50'16.454
9	36.141	18.271	30.572	26.594	1'51.578	187,5	12:57'39.124	6	35.672	17.929	30.473	26.018	1'50.092	190,8	12:52'06.546
10	36.038	18.145	30.713	26.350	1'51.246	186,5	12:59'30.370	7	35.745	17.814	30.946	26.288	1'50.793	193,9	12:53'57.339
11	35.738	18.232	30.332	27.061	1'51.363	183,7	13:01'21.733	8	35.586	17.894	30.658	26.343	1'50.481	188,8	12:55'47.820
12	35.980	18.015	30.294	27.303	1'51.592	186,5	13:03'13.325	9	35.687	18.652	30.569	26.625	1'51.533	184,0	12:57'39.353
13	35.587	18.156	30.484	27.288	1'51.515	182,4	13:05'04.840	10	36.163	17.906	30.690	26.506	1'51.265	191,5	12:59'30.618
14	37.362	18.070	31.223	27.372	1'54.027	190,1	13:06'58.867	11	35.850	18.037	30.447	26.964	1'51.298	189,1	13:01'21.916

Race Time 26'02.413 + 0.466Pen

Race Time 26'02.394

RET **53 P. SVOBODA (1'49.794)**

Lap	Seg1	Seg2	Seg3	Seg4	Lap Time	km/h	Local Time
1		18.327	30.794	26.164	1'57.505	186,5	12:42'53.959
2	35.948	18.146	30.211	26.481	1'50.786	185,9	12:44'44.745
3	36.267	18.249	29.954	26.297	1'50.767	184,6	12:46'35.512
4	35.699	18.141	30.054	26.782	1'50.676	186,5	12:48'26.188
5	35.550	18.008	30.293	26.600	1'50.451	187,5	12:50'16.639
6	35.610	17.768	30.264	26.152	1'49.794	190,8	12:52'06.433
7	35.799	18.024	30.351	26.253	1'50.427	190,5	12:53'56.860
8	35.486	17.944	30.342	26.801	1'50.573	186,5	12:55'47.433
9	36.145	18.444	30.631	26.851	1'52.071	183,1	12:57'39.504
10	35.816	17.966	30.600	27.089	1'51.471	188,5	12:59'30.975
11	35.911	17.833	30.440	26.480	1'50.664	189,1	13:01'21.639

Race Time 20'25.185

10° **47 F. SEABRIGHT (1'49.899)**

Lap	Seg1	Seg2	Seg3	Seg4	Lap Time	km/h	Local Time
1		18.148	30.379	26.418	1'56.507	184,9	12:42'52.961
2	36.204	18.060	30.238	26.534	1'51.036	184,0	12:44'43.997
3	35.674	17.953	30.175	26.097	1'49.899	185,2	12:46'33.896
4	36.154	17.816	30.578	26.791	1'51.339	189,1	12:48'25.235
5	35.454	18.033	29.903	26.917	1'50.307	184,6	12:50'15.542
6	35.852	18.085	30.249	26.094	1'50.280	182,1	12:52'05.822
7	1'18.623	18.460	31.336	27.457	2'35.876	174,8	12:54'41.698
8	37.232	18.674	30.918	27.197	1'54.021	180,3	12:56'35.719
9	36.404	18.430	30.805	27.100	1'52.739	180,9	12:58'28.458
10	36.080	18.312	30.790	27.057	1'52.239	181,5	13:00'20.697
11	35.925	18.109	30.736	27.279	1'52.049	183,1	13:02'12.746
12	35.909	18.252	30.664	27.118	1'51.943	181,8	13:04'04.689
13	35.954	18.148	30.792	27.254	1'52.148	183,7	13:05'56.837
14	36.040	18.139	30.979	28.190	1'53.348	182,1	13:07'50.185

Race Time 26'53.731

11° **8 B. IERACI (1'49.943)**

Lap	Seg1	Seg2	Seg3	Seg4	Lap Time	km/h	Local Time
1		18.221	30.375	26.965	1'56.214	182,4	12:42'52.668
2	36.245	17.899	30.669	26.153	1'50.966	188,8	12:44'43.634
3	35.695	17.997	30.076	26.175	1'49.943	185,2	12:46'33.577
4	35.828	18.091	30.135	26.237	1'50.291	184,3	12:48'23.868
5	35.868	18.068	30.373	26.665	1'50.974	187,2	12:50'14.842
6	36.110	18.298	30.346	26.019	1'50.773	185,2	12:52'05.615
7	36.472	18.025	30.421	26.193	1'51.111	188,5	12:53'56.726
8	35.421	18.101	30.502	26.711	1'50.735	185,2	12:55'47.461
9	36.390	18.040	30.661	26.674	1'51.765	191,8	12:57'39.226
10	35.745	18.216	30.766	26.984	1'51.711	184,6	12:59'30.937
11	35.806	17.867	30.461	26.723	1'50.857	189,8	13:01'21.794
12	36.094	18.014	30.550	27.099	1'51.757	189,1	13:03'13.551
13	35.704	18.022	30.528	26.809	1'51.063	186,2	13:05'04.614
14	37.207	18.216	31.280	27.564	1'54.267	186,5	13:06'58.881

Race Time 26'02.427

12° **28 L. LEHMANN (1'50.092)**

Lap	Seg1	Seg2	Seg3	Seg4	Lap Time	km/h	Local Time
-----	------	------	------	------	----------	------	------------

RET **12 H. MAIER (1'50.180)**

Lap	Seg1	Seg2	Seg3	Seg4	Lap Time	km/h	Local Time	
1			18.184	30.510	26.064	1'56.451	187,8	12:42'52.905
2	35.886	18.112	30.333	26.447	1'50.778	183,1	12:44'43.683	
3	35.903	18.064	30.061	26.152	1'50.180	184,6	12:46'33.863	

Race Time 5'37.409

RET **60 D. GEIGER (1'50.215)**

Lap	Seg1	Seg2	Seg3	Seg4	Lap Time	km/h	Local Time
1		17.996	30.251	27.015	1'56.283	187,2	12:42'52.737
2	35.489	18.179	30.168	26.472	1'50.308	184,3	12:44'43.045
3	35.381	18.198	30.254	26.382	1'50.215	183,1	12:46'33.260
4	35.499	18.178	1'16.774	28.684	2'39.135	183,7	12:49'12.395
5	37.174	18.828	31.369	27.373	1'54.744	182,7	12:51'07.139
6	36.606	18.421	31.049	27.062	1'53.138	183,4	12:53'00.277
7	36.495	18.651	31.470	27.252	1'53.868	181,5	12:54'54.145
8	36.407	18.477	30.937	27.184	1'53.005	182,4	12:56'47.150
9	36.425	18.470	32.710	37.145	2'04.750P	183,4	12:58'51.900

Race Time 17'55.446

RET **87 T. KAWAKAMI (1'50.329)**

Lap	Seg1	Seg2	Seg3	Seg4	Lap Time	km/h	Local Time	
1			17.852	30.853	26.271	1'57.923	194,6	12:42'54.377
2	36.017	17.835	30.355	26.342	1'50.549	187,8	12:44'44.926	
3	35.666	17.915	30.311	26.437	1'50.329	185,9	12:46'35.255	

Race Time 5'38.801

16° **27 A. DIAZ (1'50.340)**

Lap	Seg1	Seg2	Seg3	Seg4	Lap Time	km/h	Local Time	
1			17.969	30.991	26.068	1'58.335	191,2	12:42'54.789
2	35.848	17.939	30.329	26.224	1'50.340	187,2	12:44'45.129	
3	36.058	18.120	30.106	26.256	1'50.540	191,5	12:46'35.669	
4	36.314	18.324	30.553	26.940	1'52.131	182,7	12:48'27.800	
5	35.807	18.379	30.562	26.965	1'51.713	180,9	12:50'19.513	
6	36.580	18.161	30.813	26.512	1'52.066	191,2	12:52'11.579	
7	35.972	18.158	30.756	26.691	1'51.577	192,9	12:54'03.156	
8	35.985	18.654	30.624	26.446	1'51.709	179,4	12:55'54.865	
9	36.420	18.081	30.900	27.377	1'52.778	186,2	12:57'47.643	
10	36.156	18.170	30.481	27.133	1'51.940	190,5	12:59'39.583	
11	36.886	17.780	30.823	26.836	1'52.325	197,4	13:01'31.908	
12	36.145	18.166	32.364	26.753	1'53.428	187,2	13:03'25.336	
13	36.501	18.101	30.587	26.483	1'51.672	189,5	13:05'17.008	
14	36.198	18.137	31.154	26.586	1'52.075	189,5	13:07'09.083	

Race Time 26'12.629

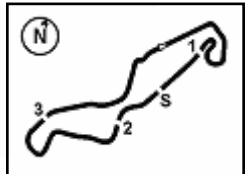
17° **93 M. GAGGI (1'50.355)**

Lap	Seg1	Seg2	Seg3	Seg4	Lap Time	km/h	Local Time	
1			18.405	31.038	26.179	1'59.147	190,5	12:42'55.601
2	36.128	18.229	30.670	26.298	1'51.325	183,4	12:44'46.926	
3	35.729	18.142	30.253	26.231	1'50.355	184,6	12:46'37.281	
4	35.697	18.329	30.788	26.386	1'51.200	186,5	12:48'28.481	

23/04/2022 P = Pits In/Out - C = Lap Time Cancelled

These data/results cannot be reproduced, stored and/or transmitted in whole or in part by any manner of electronic, mechanical, photocopying, recording, broadcasting or otherwise now known or herein after developed without the previous express consent by the copyright owner, except for reproduction in daily press and regular printed publications on sale to the public within 60 days of the event related to those data/results and always provided that copyright symbol appears together as follows below.

© DORNA WSBK ORGANIZATION Srl 2022



Motul Dutch Round, 22-24 April 2022
Chronological Analysis Race 1

Start at 12:40'56.454

18° 23 S. MARKARIAN [1'50.469]							
Lap	Seg1	Seg2	Seg3	Seg4	Lap Time	km/h	Local Time
1		18.114	31.195	26.595	1'58.748	193,2	12:42'55.202
2	35.875	18.297	30.498	26.716	1'51.386	181,5	12:44'46.588
3	35.677	18.182	30.383	26.227	1'50.469	185,6	12:46'37.057
4	36.032	18.136	30.545	26.294	1'51.007	191,2	12:48'28.064
5	35.680	18.239	30.579	26.970	1'51.468	184,0	12:50'19.532
6	36.479	18.196	30.809	26.763	1'52.247	190,8	12:52'11.779
7	36.369	18.010	30.684	26.761	1'51.824	191,8	12:54'03.603
8	36.336	18.118	30.655	26.588	1'51.697	191,5	12:55'55.300
9	36.286	17.965	30.762	26.884	1'51.897	191,2	12:57'47.197
10	36.257	18.088	30.684	27.194	1'52.223	186,5	12:59'39.420
11	36.456	18.071	31.336	27.182	1'53.045	189,1	13:01'32.465
12	36.542	17.769	30.842	26.698	1'51.851	192,5	13:03'24.316
13	36.876	18.040	30.837	26.773	1'52.526	190,8	13:05'16.842
14	36.130	17.923	31.447	27.184	1'52.684	190,8	13:07'09.526
Race Time 26'13.072 + 0.807Pen							

19° 85 K. SABATUCCI [1'50.540]							
Lap	Seg1	Seg2	Seg3	Seg4	Lap Time	km/h	Local Time
1		18.126	30.994	26.245	1'59.132	185,9	12:42'55.586
2	35.642	18.301	30.624	26.238	1'50.805	186,5	12:44'46.391
3	35.527	18.080	30.396	26.537	1'50.540	182,1	12:46'36.931
4	35.829	18.254	30.702	26.642	1'51.427	182,4	12:48'28.358
5	36.147	18.181	30.562	26.475	1'51.365	180,6	12:50'19.723
6	35.951	18.414	30.653	26.716	1'51.734	180,6	12:52'11.457
7	35.949	18.241	30.776	27.006	1'51.972	185,9	12:54'03.429
8	36.078	18.156	30.943	27.112	1'52.289	184,6	12:55'55.718
9	35.959	18.047	30.665	27.079	1'51.750	189,1	12:57'47.468
10	35.909	18.454	30.530	26.982	1'51.875	183,7	12:59'39.343
11	36.461	18.111	30.950	27.311	1'52.833	184,6	13:01'32.176
12	36.251	18.072	31.074	26.948	1'52.345	186,9	13:03'24.521
13	36.074	18.485	30.978	26.906	1'52.443	179,7	13:05'16.964
14	35.924	18.208	31.039	27.288	1'52.459	185,6	13:07'09.423
Race Time 26'12.969							

20° 35 Y. SAIZ MARQUEZ [1'50.694]							
Lap	Seg1	Seg2	Seg3	Seg4	Lap Time	km/h	Local Time
1		18.607	30.960	26.287	1'59.044	184,0	12:42'55.498
2	36.021	18.294	30.594	26.430	1'51.339	185,2	12:44'46.837
3	35.640	18.150	30.367	26.537	1'50.694	185,6	12:46'37.531
4	35.790	18.441	30.510	26.476	1'51.217	191,2	12:48'28.748
5	35.994	18.181	30.500	26.546	1'51.221	185,9	12:50'19.969
6	36.322	18.232	30.774	26.654	1'51.982	191,8	12:52'11.951
7	36.383	18.062	30.603	26.964	1'52.012	188,8	12:54'03.963
8	36.035	18.331	30.646	26.818	1'51.830	190,5	12:55'55.793
9	36.113	18.123	30.754	27.063	1'52.053	190,1	12:57'47.846
10	36.361	18.403	30.391	26.688	1'51.843	184,0	12:59'39.689
11	36.649	18.235	30.977	26.975	1'52.836	192,2	13:01'32.525
12	36.054	18.190	31.072	27.182	1'52.498	188,2	13:03'25.023
13	36.645	17.975	30.675	27.039	1'52.334	186,2	13:05'17.357
14	36.257	18.080	31.070	27.129	1'52.536	193,5	13:07'09.893
Race Time 26'13.439							

21° 2 I. GARCIA ABELLA [1'50.878]							
Lap	Seg1	Seg2	Seg3	Seg4	Lap Time	km/h	Local Time
1		18.158	30.993	25.961	1'57.692	192,9	12:42'54.146
2	35.970	18.178	30.507	26.223	1'50.878	190,1	12:44'45.024
3	36.519	18.246	30.964	26.017	1'51.746	185,6	12:46'36.770
4	35.831	18.318	30.654	26.657	1'51.460	184,6	12:48'28.230
5	35.891	18.295	30.655	26.501	1'51.342	188,5	12:50'19.572
6	36.163	18.238	30.667	26.652	1'51.720	187,2	12:52'11.292
7	35.963	18.316	30.750	26.970	1'51.999	185,6	12:54'03.291
8	35.960	18.316	30.704	26.755	1'51.735	185,6	12:55'55.026
9	35.956	18.333	30.910	27.127	1'52.326	184,3	12:57'47.352
10	36.285	18.342	30.751	26.680	1'52.058	190,1	12:59'39.410
11	36.144	18.295	31.070	26.807	1'52.316	186,5	13:01'31.726
12	36.235	18.276	31.210	26.923	1'52.644	185,6	13:03'24.370
13	36.525	18.073	30.927	26.626	1'52.151	192,2	13:05'16.521
14	36.151	18.349	31.372	27.188	1'53.060	186,2	13:07'09.581
Race Time 26'13.127							

22° 43 H. KHOURI [1'50.906]							
Lap	Seg1	Seg2	Seg3	Seg4	Lap Time	km/h	Local Time
1		18.356	30.907	26.146	1'58.513	184,9	12:42'54.967
2	35.940	18.528	30.541	26.095	1'51.104	178,8	12:44'46.071
3	35.761	18.257	30.654	26.512	1'51.184	181,8	12:46'37.255
4	35.984	18.080	30.558	26.284	1'50.906	188,2	12:48'28.161
5	35.775	18.228	30.490	27.182	1'51.675	184,3	12:50'19.836
6	36.116	18.266	30.643	26.454	1'51.479	188,8	12:52'11.315
7	36.462	18.068	30.683	26.548	1'51.761	187,5	12:54'03.076
8	36.098	18.402	30.647	27.346	1'52.493	180,6	12:55'55.569
9	36.226	18.065	30.621	26.815	1'51.727	191,5	12:57'47.296
10	35.875	18.434	30.669	27.104	1'52.082	181,8	12:59'39.378
11	36.696	17.970	31.003	26.985	1'52.654	187,8	13:01'32.032
12	36.347	18.052	30.843	27.424	1'52.666	187,5	13:03'24.698
13	36.020	18.253	30.693	27.101	1'52.067	184,3	13:05'16.765
14	36.416	18.053	31.080	27.148	1'52.697	186,9	13:07'09.462
Race Time 26'13.008							

23° 10 D. CONTE [1'51.488]							
Lap	Seg1	Seg2	Seg3	Seg4	Lap Time	km/h	Local Time
1		18.488	31.109	26.430	2'00.594	184,9	12:42'57.048
2	36.359	18.715	30.658	26.554	1'52.286	180,9	12:44'49.334
3	35.936	18.429	30.458	26.665	1'51.488	184,6	12:46'40.822
4	36.288	18.594	30.789	27.051	1'52.722	189,1	12:48'33.544
5	36.251	18.389	30.410	27.067	1'52.117	185,6	12:50'25.661
6	36.111	18.211	30.546	26.932	1'51.800	184,3	12:52'17.461
7	36.392	18.372	30.583	26.789	1'52.136	189,1	12:54'09.597
8	36.521	18.423	30.556	27.849	1'53.349	183,7	12:56'02.946
9	36.495	18.343	30.831	27.119	1'52.788	184,9	12:57'55.734
10	36.441	18.235	30.641	26.908	1'52.225	186,5	12:59'47.959
11	36.761	18.179	30.630	26.853	1'52.423	187,2	13:01'40.382
12	36.209	18.253	30.686	27.161	1'52.309	187,8	13:03'32.691
13	36.354	18.156	30.812	27.126	1'52.448	189,8	13:05'25.139
14	36.350	18.139	30.616	27.171	1'52.276	185,9	13:07'17.415
Race Time 26'20.961							

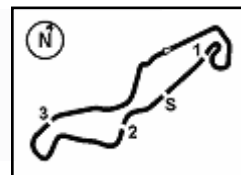
24° 59 A. ZANCA [1'51.528]							
Lap	Seg1	Seg2	Seg3	Seg4	Lap Time	km/h	Local Time
1		18.312	30.865	26.436	2'00.388	189,5	12:42'56.842
2	36.208	18.392	30.465	26.463	1'51.528	184,0	12:44'48.370
3	35.741	18.492	30.424	26.935	1'51.592	180,6	12:46'39.962
4	36.622	18.784	30.810	27.211	1'53.427	182,4	12:48'33.389
5	36.236	18.409	30.243	27.095	1'51.983	184,3	12:50'25.372
6	36.136	18.209	30.604	26.870	1'51.819	186,5	12:52'17.191
7	36.539	18.312	30.623	26.842	1'52.316	186,5	12:54'09.507
8	37.016	18.374	30.629	27.562	1'53.581	186,2	12:56'03.088
9	36.246	18.324	30.806	27.119	1'52.495	184,6	12:57'55.583
10	36.170	18.200	30.769	27.110	1'52.249	187,2	12:59'47.832

23/04/2022 P = Pits In/Out - C = Lap Time Cancelled

These data/results cannot be reproduced, stored and/or transmitted in whole or in part by any manner of electronic, mechanical, photocopying, recording, broadcasting or otherwise now known or herein after developed without the previous express consent by the copyright owner, except for reproduction in daily press and regular printed publications on sale to the public within 60 days of the event related to those data/results and always provided that copyright symbol appears together as follows below.

© DORNA WSBK ORGANIZATION Srl 2022





TT Circuit Assen 4.542 m

Motul Dutch Round, 22-24 April 2022

Chronological Analysis Race 1

Start at 12:40'56.454

4 / 4

11	36.373	17.990	30.756	27.575	1'52.694	191,5	13:01'40.526	5	36.131	18.297	30.707	27.034	1'52.169	183,1	12:50'25.008
12	36.327	18.233	30.588	26.720	1'51.868	189,8	13:03'32.394	6	36.159	18.273	30.834	26.980	1'52.246	184,6	12:52'17.254
13	36.520	18.090	30.873	27.111	1'52.594	188,8	13:05'24.988	7	36.124	18.270	30.704	26.976	1'52.074	188,8	12:54'09.328
14	36.279	18.050	30.786	26.930	1'52.045	188,8	13:07'17.033	8	36.086	18.370	31.070	27.478	1'53.004	183,1	12:56'02.332
Race Time 26'20.579															

25° 69 T. ALBERTO (1'51.609)

Lap	Seg1	Seg2	Seg3	Seg4	Lap Time	km/h	Local Time
1		18.405	31.032	26.432	2'00.028	188,8	12:42'56.482
2	36.238	18.303	30.841	26.558	1'51.940	186,2	12:44'48.422
3	36.257	18.429	30.548	26.375	1'51.609	184,0	12:46'40.031
4	35.957	18.564	31.054	27.161	1'52.736	183,1	12:48'32.767
5	35.923	18.418	30.706	27.149	1'52.196	183,1	12:50'24.963
6	35.926	18.398	30.811	26.812	1'51.947	183,7	12:52'16.910
7	35.904	18.405	30.844	27.171	1'52.324	184,9	12:54'09.234
8	36.631	18.266	30.716	27.305	1'52.918	184,6	12:56'02.152
9	36.132	18.441	30.992	27.933	1'53.498	184,0	12:57'55.650
10	36.264	17.985	30.712	27.147	1'52.108	191,5	12:59'47.758
11	36.653	17.956	30.744	27.036	1'52.389	193,5	13:01'40.147
12	36.171	18.135	30.720	26.805	1'51.831	194,2	13:03'31.978
13	36.275	18.202	31.032	26.839	1'52.348	188,5	13:05'24.326
14	36.276	18.074	30.878	27.615	1'52.843	187,8	13:07'17.169
Race Time 26'20.715							

26° 81 I. PERISTERAS (1'51.696)

Lap	Seg1	Seg2	Seg3	Seg4	Lap Time	km/h	Local Time
1		18.238	31.292	26.719	2'00.929	189,8	12:42'57.383
2	36.248	18.253	30.690	26.505	1'51.696	187,2	12:44'49.079
3	35.977	18.357	30.617	26.871	1'51.822	187,5	12:46'40.901
4	36.074	18.474	30.974	26.773	1'52.295	190,8	12:48'33.196
5	36.132	18.118	30.722	28.329	1'53.301	187,8	12:50'26.497
6	36.347	18.294	30.744	26.543	1'51.928	183,4	12:52'18.425
7	35.806	18.310	30.818	26.924	1'51.858	192,9	12:54'10.283
8	36.301	18.218	30.530	27.475	1'52.524	191,5	12:56'02.807
9	36.118	18.128	30.970	27.245	1'52.461	186,2	12:57'55.268
10	36.140	18.192	30.747	27.006	1'52.085	189,8	12:59'47.353
11	36.253	18.080	31.108	26.799	1'52.240	186,5	13:01'39.593
12	36.376	18.081	30.782	26.863	1'52.102	187,8	13:03'31.695
13	37.001	18.068	31.045	26.968	1'53.082	194,6	13:05'24.777
14	36.219	17.967	30.893	27.707	1'52.786	187,5	13:07'17.563
Race Time 26'21.109							

27° 4 S. DOORNBAL (1'51.788)

Lap	Seg1	Seg2	Seg3	Seg4	Lap Time	km/h	Local Time
1		18.231	31.097	26.194	1'59.452	190,5	12:42'55.906
2	36.147	18.418	30.731	26.492	1'51.788	182,1	12:44'47.694
3	35.933	18.500	30.850	26.970	1'52.253	181,5	12:46'39.947
4	36.288	18.509	30.971	26.961	1'52.729	184,6	12:48'32.676
5	36.561	18.281	30.677	27.321	1'52.840	184,0	12:50'25.516
6	35.889	18.114	30.920	26.880	1'51.803	185,2	12:52'17.319
7	35.801	18.339	30.774	26.883	1'51.797	185,2	12:54'09.116
8	36.676	18.199	30.773	27.444	1'53.092	184,9	12:56'02.208
9	36.294	18.243	31.027	27.185	1'52.749	185,6	12:57'54.957
10	35.947	18.581	30.624	27.593	1'52.745	183,1	12:59'47.702
11	36.291	18.060	30.880	26.949	1'52.180	192,2	13:01'39.882
12	36.133	18.192	30.694	27.004	1'52.023	189,8	13:03'31.905
13	35.950	18.221	30.953	27.504	1'52.628	184,6	13:05'24.533
14	36.132	18.230	30.836	27.336	1'52.534	189,8	13:07'17.067
Race Time 26'20.613							

28° 88 D. MOGEDA (1'51.880)

Lap	Seg1	Seg2	Seg3	Seg4	Lap Time	km/h	Local Time
1		18.345	31.052	26.357	2'00.079	190,8	12:42'56.533
2	36.315	18.289	30.954	26.457	1'52.015	186,5	12:44'48.548
3	36.290	18.485	30.693	26.412	1'51.880	186,2	12:46'40.428
4	36.246	18.328	30.792	27.045	1'52.411	184,9	12:48'32.839

29° 78 T. MOLENAAR (1'51.915)

Lap	Seg1	Seg2	Seg3	Seg4	Lap Time	km/h	Local Time
1		18.321	31.158	26.205	1'59.668	188,5	12:42'56.122
2	36.309	18.347	30.741	26.691	1'52.088	183,4	12:44'48.210
3	36.360	18.700	30.540	26.469	1'52.069	181,8	12:46'40.279
4	36.479	18.537	30.757	27.523	1'53.296	185,6	12:48'33.575
5	36.431	18.354	30.531	26.808	1'52.124	188,5	12:50'25.699
6	36.281	18.221	30.673	26.740	1'51.915	187,5	12:52'17.614
7	36.426	18.353	31.082	26.644	1'52.505	192,9	12:54'10.119
8	36.152	17.982	30.664	27.309	1'52.107	189,5	12:56'02.226
9	36.835	18.209	31.001	26.554	1'52.599	188,8	12:57'54.825
10	36.361	18.222	30.557	27.638	1'52.778	187,8	12:59'47.603
11	36.311	17.900	31.033	27.184	1'52.428	191,2	13:01'40.031
12	36.106	18.296	30.683	27.411	1'52.496	187,2	13:03'32.527
13	36.008	17.926	31.088	27.012	1'52.034	191,2	13:05'24.561
14	36.547	18.061	30.784	27.329	1'52.721	188,8	13:07'17.282
Race Time 26'20.828							

30° 18 I. OFFER (1'53.930)

Lap	Seg1	Seg2	Seg3	Seg4	Lap Time	km/h	Local Time
1		18.735	31.415	27.718	2'03.031	182,4	12:42'59.485
2	36.870	18.957	31.304	28.011	1'55.142	176,5	12:44'54.627
3	36.838	18.935	31.278	27.987	1'55.038	178,2	12:46'49.665
4	36.762	19.149	31.586	28.044	1'55.541	177,9	12:48'45.206
5	37.185	18.802	31.250	28.289	1'55.526	177,9	12:50'40.732
6	36.935	18.734	31.313	27.844	1'54.826	178,2	12:52'35.558
7	36.728	18.666	31.337	28.046	1'54.777	179,7	12:54'30.335
8	36.736	18.726	31.112	28.066	1'54.640	178,5	12:56'24.975
9	36.679	18.766	31.148	28.152	1'54.745	178,8	12:58'19.720
10	36.821	18.840	31.596	27.933	1'55.190	179,4	13:00'14.910
11	36.616	18.486	31.150	28.161	1'54.413	181,8	13:02'09.323
12	36.733	18.576	31.234	28.246	1'54.789	180,0	13:04'04.112
13	37.063	18.412	30.892	27.580	1'53.947	183,7	13:05'58.059
14	36.408	18.316	31.010	28.196	1'53.930	181,8	13:07'51.989
Race Time 26'55.535							

RET 58 I. IGLESIAS

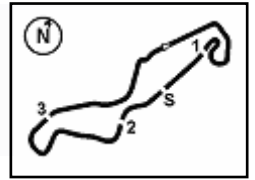
Lap	Seg1	Seg2	Seg3	Seg4	Lap Time	km/h	Local Time
1		18.157	30.487	26.839	1'56.179	186,5	12:42'52.633
Race Time 1'56.179							

23/04/2022 P = Pits In/Out - C = Lap Time Cancelled

These data/results cannot be reproduced, stored and/or transmitted in whole or in part by any manner of electronic, mechanical, photocopying, recording, broadcasting or otherwise now known or herein after developed without the previous express consent by the copyright owner, except for reproduction in daily press and regular printed publications on sale to the public within 60 days of the event related to those data/results and always provided that copyright symbol appears together as follows below.

© DORNA WSBK ORGANIZATION Srl 2022





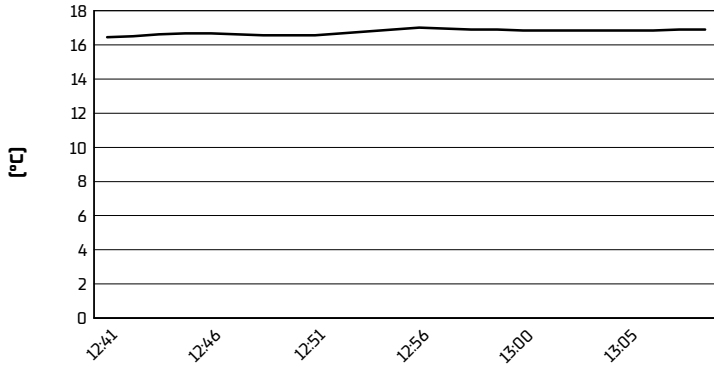
TT Circuit Assen 4.542 m

Motul Dutch Round, 22-24 April 2022

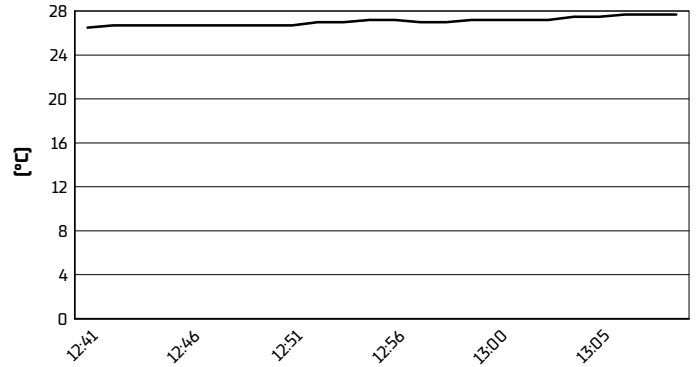
Weather Report Race 1

Session started 12:41 - Session ended 13:10

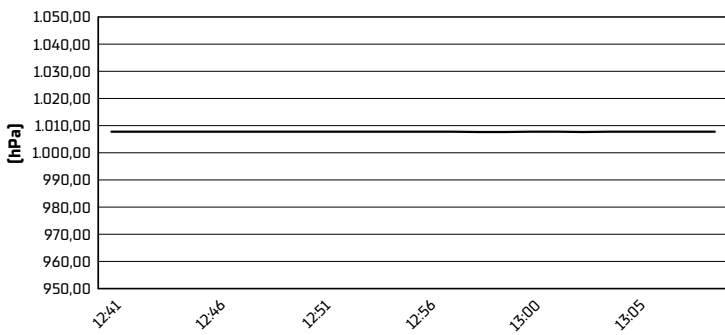
Air Temperature



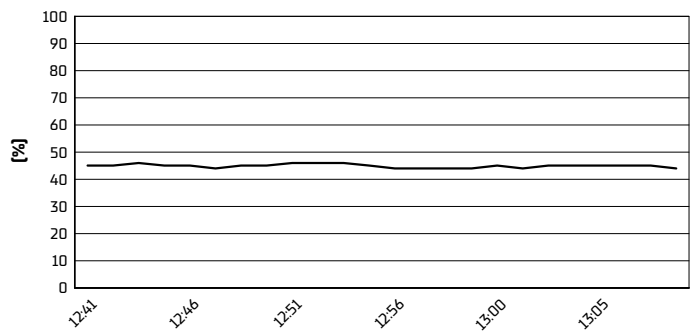
Track Temperature



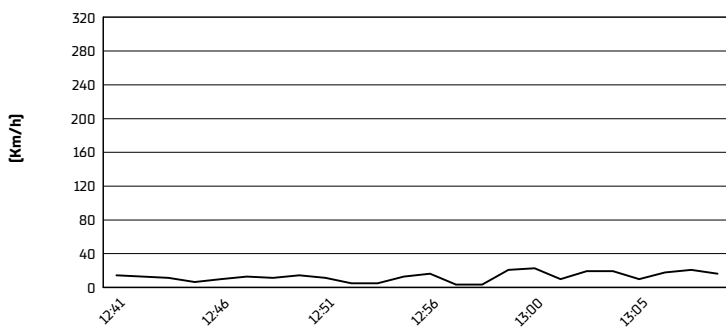
Air Pressure



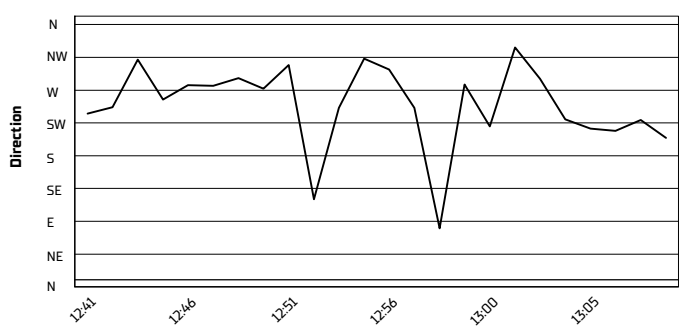
Humidity



Wind Speed



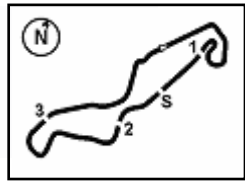
Wind Direction



23/04/2022

These data/results cannot be reproduced, stored and/or transmitted in whole or in part by any manner of electronic, mechanical, photocopying, recording, broadcasting or otherwise now known or herein after developed without the previous express consent by the copyright owner, except for reproduction in daily press and regular printed publications on sale to the public within 60 days of the event related to those data/results and always provided that copyright symbol appears together as follows below.

© DORNA WSBK ORGANIZATION Srl 2022



TT Circuit Assen 4.542 m

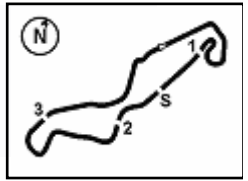
Motul Dutch Round, 22-24 April 2022
Manufacturers Standings

	Points	Points From First	Points From Previous	April 10 ARAGON	April 24 ASSEN	May 22 ESTORIL	June 12 MISANO	July 12 MOST	September 11 MAGNY-COURS	September 25 BARCELONA	October 9 PORTIMAO							
1 YAMAHA	66			25 1	25 1	16 1												
2 KAWASAKI	51	15		13 3	13 3	25 2												
3 KTM	40	26	11	16 2	16 2	8 3												

23/04/2022 First Line: Championship Standings - Second Line: Ranking Progression

These data/results cannot be reproduced, stored and/or transmitted in whole or in part by any manner of electronic, mechanical, photocopying, recording, broadcasting or otherwise now known or herein after developed without the previous express consent by the copyright owner, except for reproduction in daily press and regular printed publications on sale to the public within 60 days of the event related to those data/results and always provided that copyright symbol appears together as follows below.

© DORNA WSBK ORGANIZATION Srl 2022



TT Circuit Assen 4.542 m

Motul Dutch Round, 22-24 April 2022
Pirelli Best Lap Award

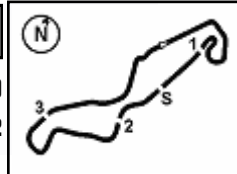
	Points	Points From First	Points From Previous	April 10	April 24	May 22	June 12	July 12	September 11	September 25	October 9							
				ARAGON	ASSEN	ESTORIL	MISANO	MOST	MAGNY-COURS	BARCELONA	PORTIMAO							
1 DI SORA Samuel [FRA]	1				1													
2 VANNUCCI Matteo [ITA]	1	0		1														
3 GARCIA Marc [ESP]	1	0	0	1														

23/04/2022

First Line: Championship Standings - Second Line: Ranking Progression

These data/results cannot be reproduced, stored and/or transmitted in whole or in part by any manner of electronic, mechanical, photocopying, recording, broadcasting or otherwise now known or herein after developed without the previous express consent by the copyright owner, except for reproduction in daily press and regular printed publications on sale to the public within 60 days of the event related to those data/results and always provided that copyright symbol appears together as follows below.

© DORNA WSBK ORGANIZATION Srl 2022



TT Circuit Assen 4.542 m

Motul Dutch Round, 22-24 April 2022
Best Laps & Speed

1 / 2

No.	Rider Bike	Nat	Best Lap		FP1		FP2		SP		RC1	
			LL	SPD	LL	SPD	LL	SPD	LL	SPD	LL	SPD
1	72 V. STEEMAN Kawasaki Ninja 400	NED	1'48.937 39 196,3		1'49.949 3 189,4		1'48.937 13 196,3		1'48.961 9 194,9		1'49.432 14 190,8	
2	46 S. DI SORA Kawasaki Ninja 400	FRA	1'49.165 44 197,0		1'51.064 9 193,5		1'50.181 13 197,0		1'49.165 8 193,2		1'49.357 14 190,1	
3	61 Y. OKAYA Kawasaki Ninja 400	JPN	1'49.270 43 201,1		1'49.740 8 193,2		1'49.270 12 201,1		1'50.062 9 196,7		1'49.495 14 195,3	
4	8 B. IERACI Kawasaki Ninja 400	ITA	1'49.299 49 195,6		1'49.299 14 192,8		1'51.298 13 195,6		1'49.485 8 192,8		1'49.943 14 191,8	
5	58 I. IGLESIAS Kawasaki Ninja 400	ESP	1'49.381 33 196,7		1'50.776 12 189,4		1'49.789 13 196,7		1'49.381 8 191,1			
6	41 M. GARCIA Yamaha YZF-R3	ESP	1'49.443 44 197,4		1'49.787 12 194,9		1'50.337 9 197,4		1'49.690 9 195,6		1'49.443 14 193,2	
7	28 L. LEHMANN KTM RC 390 R	GER	1'49.475 41 198,1		1'49.475 13 198,1		1'50.074 13 195,6		1'52.350 1 186,5		1'50.092 14 193,9	
8	91 M. VANNUCCI Yamaha YZF-R3	ITA	1'49.530 51 197,0		1'50.841 14 191,8		1'50.745 14 195,6		1'49.530 9 193,5		1'49.673 14 197,0	
9	60 D. GEIGER Kawasaki Ninja 400	GER	1'49.536 42 200,0		1'50.125 12 194,9		1'50.646 12 200,0		1'49.536 9 194,6		1'50.215 9 187,1	
10	53 P. SVOBODA Kawasaki Ninja 400	CZE	1'49.550 47 197,8		1'51.136 14 194,9		1'50.382 13 197,8		1'49.550 9 190,4		1'49.794 11 190,8	
11	77 R. BIJMAN Kawasaki Ninja 400	NED	1'49.581 43 197,8		1'49.581 8 195,6		1'50.099 13 197,8		1'50.041 8 193,5		1'49.792 14 190,8	
12	64 H. DE CANCELLIS Kawasaki Ninja 400	FRA	1'49.590 50 196,3		1'49.619 14 196,3		1'50.285 14 195,6		1'50.702 8 193,9		1'49.590 14 192,1	
13	26 M. GENNAI Yamaha YZF-R3	ITA	1'49.659 49 195,6		1'50.458 12 191,4		1'50.623 14 195,3		1'50.448 9 193,2		1'49.659 14 195,6	
14	47 F. SEABRIGHT Yamaha YZF-R3	GBR	1'49.832 42 191,4		1'52.925 6		1'51.414 13 191,4		1'49.832 9 191,1		1'49.899 14 189,1	
15	27 A. DIAZ Yamaha YZF-R3	ESP	1'49.846 32 197,4		1'49.846 13 196,0		1'54.940 3 183,0		1'53.141 2 192,5		1'50.340 14 197,4	
16	87 T. KAWAKAMI Yamaha YZF-R3	BRA	1'49.857 29 196,7		1'49.857 12 192,5		1'50.619 10 196,7		1'50.895 4 191,4		1'50.329 3 194,6	
17	12 H. MAIER Yamaha YZF-R3	BRA	1'49.858 33 194,6		1'51.078 11 191,1		1'50.515 10 194,6		1'49.858 9 194,6		1'50.180 3 187,8	
18	80 G. MASTROLUCA Yamaha YZF-R3	ITA	1'49.952 34 195,6		1'50.790 10 192,5		1'50.612 15 195,6		1'49.952 9 190,8			
19	2 I. GARCIA ABELLA Yamaha YZF-R3	ESP	1'50.258 44 196,7		1'51.163 12 196,0		1'51.866 9 196,7		1'50.258 9 195,3		1'50.878 14 192,8	
20	43 H. KHOURI Kawasaki Ninja 400	AUS	1'50.307 50 196,7		1'51.207 13 189,8		1'51.527 14 196,7		1'50.307 9 190,1		1'50.906 14 191,4	
21	93 M. GAGGI Yamaha YZF-R3	ITA	1'50.355 44 192,8		1'52.678 6		1'51.436 15 192,8		1'50.983 9 190,8		1'50.355 14 190,8	
22	23 S. MARKARIAN Kawasaki Ninja 400	FRA	1'50.469 45 194,6		1'51.454 11 192,1		1'51.802 11 194,6		1'50.487 9 191,8		1'50.469 14 193,2	
23	85 K. SABATUCCI Kawasaki Ninja 400	ITA	1'50.540 44 190,8		1'51.603 8 190,8		1'50.959 13 190,8		1'50.713 9 186,2		1'50.540 14 189,1	
24	35 Y. SAIZ MARQUEZ Kawasaki Ninja 400	ESP	1'50.647 49 193,5		1'52.068 13 191,8		1'51.667 13 192,8		1'50.647 9 191,1		1'50.694 14 193,5	
25	81 I. PERISTERAS Yamaha YZF-R3	GRE	1'51.072 37 197,4		1'51.072 10 197,4		1'51.116 13 195,3				1'51.696 14 194,6	

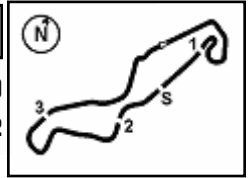
23/04/2022

These data/results cannot be reproduced, stored and/or transmitted in whole or in part by any manner of electronic, mechanical, photocopying, recording, broadcasting or otherwise now known or herein after developed without the previous express consent by the copyright owner, except for reproduction in daily press and regular printed publications on sale to the public within 60 days of the event related to those data/results and always provided that copyright symbol appears together as follows below.

© DORNA WSBK ORGANIZATION Srl 2022

FICR PERUGIA TIMING





TT Circuit Assen 4.542 m

Motul Dutch Round, 22-24 April 2022
Best Laps & Speed

2 / 2

No.	Rider Bike	Nat	Best Lap		FP1		FP2		SP		RC1						
			LL	SPD	LL	SPD	LL	SPD	LL	SPD	LL	SPD					
26	59 A. ZANCA Kawasaki Ninja 400	ITA	1'51.145 48 193,5		1'51.145 13 193,5		1'52.406 12 191,1		1'51.301 9 190,8		1'51.528 14 191,4						
27	4 S. DOORNENBAL Kawasaki Ninja 400	NED	1'51.287 49 195,6		1'52.751 13 190,4		1'51.705 13 195,6		1'51.287 9 190,1		1'51.788 14 192,1						
28	88 D. MOGEDA Kawasaki Ninja 400	ESP	1'51.300 50 192,8		1'51.602 15 192,5		1'51.300 13 192,8		1'52.489 8 189,8		1'51.880 14 190,8						
29	69 T. ALBERTO Kawasaki Ninja 400	PHI	1'51.374 42 197,8		1'51.562 13 193,5		1'51.374 14 197,8		1'52.732 1 188,8		1'51.609 14 194,2						
30	10 D. CONTE Kawasaki Ninja 400	ITA	1'51.488 47 192,1		1'55.338 11 188,1		1'53.727 14 192,1		1'53.875 8 184,3		1'51.488 14 189,8						
31	78 T. MOLENAAR Kawasaki Ninja 400	NED	1'51.915 48 192,8		1'52.282 12 189,4		1'52.392 14 192,1		1'53.000 8 190,1		1'51.915 14 192,8						
32	18 I. OFFER Yamaha YZF-R3	GBR	1'53.100 51 190,4		1'53.100 15 188,1		1'53.255 14 190,4		1'54.429 8 184,6		1'53.930 14 183,6						

23/04/2022

These data/results cannot be reproduced, stored and/or transmitted in whole or in part by any manner of electronic, mechanical, photocopying, recording, broadcasting or otherwise now known or herein after developed without the previous express consent by the copyright owner, except for reproduction in daily press and regular printed publications on sale to the public within 60 days of the event related to those data/results and always provided that copyright symbol appears together as follows below.

© DORNA WSBK ORGANIZATION Srl 2022

FICR PERUGIA TIMING

