

**Motul Dutch Round, 22-24 April 2022**  
**Chronological Analysis Race 2**

Start at 14:00'58.768

1 / 4

1° 61 Y. OKAYA [1'49.465]							
Lap	Seg1	Seg2	Seg3	Seg4	Lap Time	km/h	Local Time
1		17.534	30.664	26.620	1'56.752	199,3	14:02'55.520
2	35.318	17.531	30.502	26.114	1'49.465	197,1	14:04'44.985
3	35.926	17.369	30.354	26.293	1'49.942	197,4	14:06'34.927
4	35.710	17.539	30.252	26.878	1'50.379	192,2	14:08'25.306
5	35.438	17.949	30.479	26.335	1'50.201	189,1	14:10'15.507
6	35.596	17.836	30.262	27.159	1'50.853	187,2	14:12'06.360
7	35.671	17.642	30.198	26.821	1'50.332	196,4	14:13'56.692
8	35.536	17.676	30.535	26.840	1'50.587	191,5	14:15'47.279
9	36.326	17.542	30.771	26.955	1'51.594	197,4	14:17'38.873
10	35.684	17.788	30.479	27.919	1'51.870	191,8	14:19'30.743
11	35.941	17.718	30.211	26.560	1'50.430	197,4	14:21'21.173
12	36.423	17.684	30.331	26.928	1'51.366	194,6	14:23'12.539
13	36.163	17.751	30.524	26.750	1'51.188	195,3	14:25'03.727
14	36.536	17.957	30.254	25.903	1'50.650	198,5	14:26'54.377
Race Time 25'55.609							

10	36.090	17.650	30.571	26.605	1'50.916	195,7	14:19'29.621
11	36.627	18.333	30.063	26.263	1'51.286	185,9	14:21'20.907
12	36.151	17.802	30.349	27.094	1'51.396	195,3	14:23'12.303
13	35.995	17.783	30.303	26.716	1'50.797	188,5	14:25'03.100
14	36.425	18.199	30.347	26.459	1'51.430	184,3	14:26'54.530
Race Time 25'55.762							

2° 27 A. DIAZ [1'49.563]							
Lap	Seg1	Seg2	Seg3	Seg4	Lap Time	km/h	Local Time
1		17.668	30.634	26.056	1'57.593	197,1	14:02'56.361
2	35.520	17.497	30.444	26.424	1'49.885	193,5	14:04'46.246
3	35.914	17.722	30.426	26.467	1'50.529	193,5	14:06'36.775
4	35.771	17.561	30.201	26.184	1'49.717	194,9	14:08'26.492
5	36.041	17.623	30.336	25.978	1'49.978	196,0	14:10'16.470
6	35.809	17.551	30.144	26.059	1'49.563	193,2	14:12'06.033
7	36.234	17.805	30.222	26.981	1'51.242	195,7	14:13'57.275
8	35.716	17.673	30.408	26.549	1'50.346	193,9	14:15'47.621
9	36.188	17.634	30.588	26.284	1'50.694	193,9	14:17'38.315
10	36.162	17.833	30.424	26.768	1'51.187	191,2	14:19'29.502
11	36.051	18.146	30.500	26.383	1'51.080	190,1	14:21'20.582
12	36.300	17.839	30.514	26.874	1'51.527	193,2	14:23'12.109
13	36.364	17.980	30.386	26.811	1'51.541	194,2	14:25'03.650
14	36.213	18.185	30.236	25.986	1'50.620	189,8	14:26'54.270
Race Time 25'55.502							

5° 8 B. IERACI [1'49.627]							
Lap	Seg1	Seg2	Seg3	Seg4	Lap Time	km/h	Local Time
1		17.715	30.670	26.465	1'55.891	192,2	14:02'54.659
2	35.523	17.499	30.448	26.157	1'49.627	195,7	14:04'44.286
3	35.515	17.613	30.724	26.984	1'50.836	192,2	14:06'35.122
4	35.423	17.686	30.440	26.516	1'50.065	191,8	14:08'25.187
5	36.078	17.624	30.613	26.307	1'50.622	194,9	14:10'15.809
6	35.803	17.785	30.452	26.316	1'50.356	195,7	14:12'06.165
7	35.592	17.658	30.333	26.732	1'50.315	197,1	14:13'56.480
8	36.056	17.738	30.520	26.332	1'50.646	194,2	14:15'47.126
9	35.818	18.208	30.664	26.802	1'51.492	187,5	14:17'38.618
10	35.678	17.892	30.489	28.423	1'52.482	188,2	14:19'31.100
11	36.004	17.628	30.400	26.109	1'50.141	195,3	14:21'21.241
12	36.578	17.786	30.699	26.691	1'51.754	191,5	14:23'12.995
13	36.112	17.669	30.595	26.068	1'50.444	197,8	14:25'03.439
14	36.025	18.111	30.477	26.381	1'50.994	185,6	14:26'54.433
Race Time 25'55.665							

3° 21 I. GARCIA ABELLA [1'49.609]							
Lap	Seg1	Seg2	Seg3	Seg4	Lap Time	km/h	Local Time
1		17.596	30.733	26.821	1'57.198	196,0	14:02'55.966
2	35.821	17.827	30.677	26.419	1'50.744	191,8	14:04'46.710
3	36.067	17.592	30.589	26.336	1'50.584	198,2	14:06'37.294
4	35.764	17.590	30.738	26.729	1'50.821	196,0	14:08'28.115
5	35.903	17.803	30.785	25.758	1'50.249	191,2	14:10'18.364
6	35.959	17.749	30.602	25.839	1'50.149	188,8	14:12'08.513
7	35.404	17.655	30.580	25.970	1'49.609	195,7	14:13'58.122
8	36.038	17.579	30.447	26.252	1'50.316	198,5	14:15'48.438
9	36.536	17.890	30.545	26.536	1'51.507	193,5	14:17'39.945
10	36.259	17.499	30.536	26.535	1'50.829	198,2	14:19'30.774
11	36.416	17.719	30.792	26.772	1'51.699	197,8	14:21'22.473
12	36.378	17.523	31.046	26.373	1'51.320	197,8	14:23'13.793
13	36.539	17.820	30.994	26.178	1'51.531	196,7	14:25'05.324
14	35.865	17.647	30.690	26.133	1'50.335	200,0	14:26'55.659
Race Time 25'56.891							

6° 28 L. LEHMANN [1'49.661]							
Lap	Seg1	Seg2	Seg3	Seg4	Lap Time	km/h	Local Time
1		17.803	31.218	26.286	1'58.294	199,6	14:02'57.062
2	35.922	17.513	30.664	26.036	1'50.135	196,7	14:04'47.197
3	35.923	17.495	30.416	26.618	1'50.452	194,9	14:06'37.649
4	35.671	17.563	30.574	26.233	1'50.041	195,7	14:08'27.690
5	35.535	17.615	30.555	25.956	1'49.661	197,8	14:10'17.351
6	36.007	17.729	30.432	25.778	1'49.946	197,4	14:12'07.297
7	35.871	17.486	30.506	26.342	1'50.205	198,5	14:13'57.502
8	36.301	17.457	30.574	26.068	1'50.400	195,7	14:15'47.902
9	36.863	17.592	30.515	26.809	1'51.779	195,7	14:17'39.681
10	36.263	17.583	30.463	26.753	1'51.062	196,7	14:19'30.743
11	36.174	17.818	30.468	26.249	1'50.709	199,6	14:21'21.452
12	36.562	17.825	30.560	26.751	1'51.698	197,8	14:23'13.150
13	36.151	17.634	30.637	26.691	1'51.113	198,9	14:25'04.263
14	36.068	18.010	31.089	25.698	1'50.865	194,9	14:26'55.128
Race Time 25'56.360							

4° 26 M. GENNAI [1'49.624]							
Lap	Seg1	Seg2	Seg3	Seg4	Lap Time	km/h	Local Time
1		17.554	30.511	26.053	1'56.470	196,0	14:02'55.238
2	35.386	17.571	30.329	26.402	1'49.688	199,3	14:04'44.926
3	35.518	17.345	30.432	26.962	1'50.257	196,0	14:06'35.183
4	35.760	17.369	30.405	26.649	1'50.183	199,3	14:08'25.366
5	35.545	17.682	30.332	27.085	1'50.644	193,2	14:10'16.010
6	35.720	17.578	30.219	26.107	1'49.624	198,5	14:12'05.634
7	36.190	17.761	30.958	26.500	1'51.409	198,9	14:13'57.043
8	35.787	17.619	30.558	26.340	1'50.304	197,1	14:15'47.347
9	36.315	17.652	31.065	26.326	1'51.358	199,3	14:17'38.705

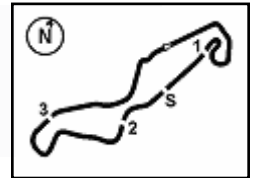
7° 53 P. SVOBODA [1'49.701]							
Lap	Seg1	Seg2	Seg3	Seg4	Lap Time	km/h	Local Time
1		17.631	30.867	26.860	1'56.991	194,9	14:02'55.759
2	35.726	17.606	30.650	26.156	1'50.138	194,6	14:04'45.897
3	36.016	17.646	30.519	26.556	1'50.737	195,7	14:06'36.634
4	35.701	17.579	30.358	26.063	1'49.701	195,7	14:08'26.335
5	35.847	17.691	30.494	26.336	1'50.368	194,6	14:10'16.703
6	35.965	17.808	30.289	26.066	1'50.128	191,2	14:12'06.831
7	36.085	17.510	30.618	26.496	1'50.709	197,8	14:13'57.540
8	35.882	17.519	30.547	26.288	1'50.236	197,4	14:15'47.776
9	36.342	17.516	30.621	26.685	1'51.164	195,7	14:17'38.940
10	36.045	17.745	30.415	26.434	1'50.639	192,9	14:19'29.579
11	36.681	18.027	30.314	26.517	1'51.539	188,8	14:21'21.118
12	36.129	17.879	30.446	26.815	1'51.269	190,5	14:23'12.387
13	36.429	17.769	30.591	26.716	1'51.505	197,1	14:25'03.892
14	36.127	17.960	30.222	26.656	1'50.965	191,2	14:26'54.857
Race Time 25'56.089 + 2.911Pen							

8° 23 S. MARKARIAN [1'49.754]							
Lap	Seg1	Seg2	Seg3	Seg4	Lap Time	km/h	Local Time
1		17.985	30.918	26.641	1'57.859	191,2	14:02'56.627
2	35.900	17.580	30.599	26.140	1'50.219	196,7	14:04'46.846
3	35.820	17.594	30.500	26.259	1'50.173	197,8	14:06'37.019

24/04/2022 P = Pits In/Out - C = Lap Time Cancelled

These data/results cannot be reproduced, stored and/or transmitted in whole or in part by any manner of electronic, mechanical, photocopying, recording, broadcasting or otherwise now known or herein after developed without the previous express consent by the copyright owner, except for reproduction in daily press and regular printed publications on sale to the public within 60 days of the event related to those data/results and always provided that copyright symbol appears together as follows below.

© DORNA WSBK ORGANIZATION Srl 2022



**Motul Dutch Round, 22-24 April 2022**  
**Chronological Analysis Race 2**

Start at 14:00'58.768

2 / 4

4	35.892	17.652	30.555	26.427	1'50.526	194,2	14:08'27.545	3	35.921	17.643	30.607	26.115	1'50.286	193,2	14:06'36.872
5	<b>35.565</b>	17.653	30.494	26.042	<b>1'49.754</b>	194,9	14:10'17.299	4	35.888	17.653	30.639	26.431	1'50.611	192,9	14:08'27.483
6	35.968	17.668	30.396	26.177	1'50.209	196,4	14:12'07.508	5	35.996	17.790	30.608	26.115	1'50.509	191,8	14:10'17.992
7	35.906	17.628	<b>30.282</b>	26.531	1'50.347	196,7	14:13'57.855	6	35.959	17.853	30.488	<b>25.921</b>	1'50.221	189,8	14:12'08.213
8	36.153	<b>17.567</b>	30.492	26.130	1'50.342	194,6	14:15'48.197	7	35.940	17.738	30.494	25.955	1'50.127	190,8	14:13'58.340
9	35.817	17.728	30.582	26.145	1'50.272	194,6	14:17'38.469	8	35.939	17.680	30.671	26.215	1'50.505	<b>197,1</b>	14:15'48.845
10	36.264	17.725	30.484	26.379	1'50.852	196,7	14:19'29.321	9	36.438	17.686	30.583	26.498	1'51.205	191,5	14:17'40.050
11	36.086	18.118	30.559	26.838	1'51.601	187,2	14:21'20.922	10	36.025	17.651	<b>30.431</b>	26.957	1'51.064	193,5	14:19'31.114
12	36.715	17.731	30.427	26.485	1'51.358	194,6	14:23'12.280	11	36.363	17.606	30.953	26.512	1'51.434	192,5	14:21'22.548
13	36.374	17.939	30.886	26.783	1'51.982	196,7	14:25'04.262	12	36.684	17.697	30.634	26.096	1'51.111	192,2	14:23'13.659
14	36.070	17.985	31.045	<b>25.876</b>	1'50.976	194,6	14:26'55.238	13	36.426	17.983	30.849	26.576	1'51.834	192,9	14:25'05.493
Race Time 25'56.470								14	36.031	17.696	30.701	26.559	1'50.987	191,8	14:26'56.480

Race Time 25'57.712

9° 64 H. DE CANCELLIS [1'49.798]							
Lap	Seg1	Seg2	Seg3	Seg4	Lap Time	km/h	Local Time
1		17.716	30.886	26.042	1'57.058	197,1	14:02'55.826
2	35.500	17.698	30.634	26.408	1'50.240	193,2	14:04'46.066
3	35.695	17.871	30.439	26.249	1'50.254	192,5	14:06'36.320
4	<b>35.476</b>	<b>17.669</b>	30.576	26.077	<b>1'49.798</b>	194,2	14:08'26.118
5	35.976	17.695	30.365	26.402	1'50.438	194,6	14:10'16.556
6	35.569	17.769	<b>30.250</b>	26.286	1'49.874	193,2	14:12'06.430
7	35.834	17.672	30.304	26.369	1'50.179	195,7	14:13'56.609
8	35.490	17.975	30.515	26.519	1'50.499	187,5	14:15'47.108
9	36.132	17.730	31.007	26.578	1'51.447	194,6	14:17'38.555
10	35.569	18.017	30.423	26.808	1'50.817	187,2	14:19'29.372
11	36.328	18.030	30.545	27.050	1'51.953	194,2	14:21'21.325
12	36.373	17.819	30.407	26.706	1'51.305	194,6	14:23'12.630
13	36.323	17.799	30.759	26.260	1'51.141	<b>200,4</b>	14:25'03.771
14	36.101	18.221	30.335	<b>25.840</b>	1'50.497	191,5	14:26'54.268
Race Time 25'55.500							

13° 91 M. VANNUCCI [1'49.909]							
Lap	Seg1	Seg2	Seg3	Seg4	Lap Time	km/h	Local Time
1		17.619	30.821	26.215	1'56.059	196,0	14:02'54.827
2	35.683	17.522	30.419	26.409	1'50.033	196,4	14:04'44.860
3	35.843	17.341	30.413	27.044	1'50.641	196,4	14:06'35.501
4	35.800	17.444	30.694	26.213	1'50.151	198,9	14:08'25.652
5	36.089	17.376	30.493	26.340	1'50.298	197,8	14:10'15.950
6	<b>35.539</b>	17.694	<b>30.283</b>	26.393	<b>1'49.909</b>	194,2	14:12'05.859
7	35.618	18.030	30.286	27.355	1'51.289	189,8	14:13'57.148
8	35.893	17.572	30.680	26.363	1'50.508	194,2	14:15'47.656
9	36.880	17.593	30.498	26.578	1'51.549	194,9	14:17'39.205
10	36.074	<b>17.317</b>	30.674	28.562	1'52.627	<b>200,0</b>	14:19'31.832
11	35.893	17.587	30.555	26.288	1'50.323	198,2	14:21'22.155
12	36.315	17.589	31.253	26.422	1'51.579	198,5	14:23'13.734
13	36.674	17.740	30.479	26.667	1'51.560	198,2	14:25'05.294
14	35.655	17.643	30.869	<b>25.834</b>	1'50.001	196,0	14:26'55.295
Race Time 25'56.527							

10° 46 S. DI SORA [1'49.818]							
Lap	Seg1	Seg2	Seg3	Seg4	Lap Time	km/h	Local Time
1		17.702	30.512	26.414	1'55.446	190,5	14:02'54.214
2	<b>35.378</b>	17.762	<b>30.300</b>	26.378	<b>1'49.818</b>	194,2	14:04'44.032
3	35.533	17.763	30.838	26.431	1'50.565	188,8	14:06'34.597
4	35.727	17.613	30.440	26.877	1'50.657	193,5	14:08'25.254
5	35.842	17.619	30.414	26.310	1'50.185	193,9	14:10'15.439
6	35.875	17.762	30.341	26.210	1'50.188	190,5	14:12'05.627
7	36.014	<b>17.595</b>	30.390	27.269	1'51.268	193,9	14:13'56.895
8	35.814	17.757	30.534	26.504	1'50.609	197,1	14:15'47.504
9	35.966	17.790	31.153	27.340	1'52.249	194,2	14:17'39.753
10	36.008	17.615	30.496	27.118	1'51.237	196,7	14:19'30.990
11	35.850	17.917	30.585	26.724	1'51.076	197,8	14:21'22.066
12	36.135	17.770	30.483	26.630	1'51.018	197,8	14:23'13.084
13	36.115	17.770	30.790	26.647	1'51.322	<b>200,4</b>	14:25'04.406
14	35.763	18.032	30.586	<b>26.036</b>	1'50.417	196,4	14:26'54.823
Race Time 25'56.055							

14° 85 K. SABATUCCI [1'49.922]							
Lap	Seg1	Seg2	Seg3	Seg4	Lap Time	km/h	Local Time
1		17.947	30.963	26.270	1'58.508	188,8	14:02'57.276
2	35.891	17.751	30.693	<b>26.063</b>	1'50.398	190,8	14:04'47.674
3	35.651	17.622	30.284	26.458	1'50.015	192,9	14:06'37.689
4	35.841	<b>17.578</b>	30.621	26.192	1'50.232	193,2	14:08'27.921
5	35.683	17.769	30.601	26.118	1'50.171	191,5	14:10'18.092
6	35.658	17.915	30.292	26.095	1'49.960	185,6	14:12'08.052
7	<b>35.584</b>	17.734	<b>30.151</b>	26.453	<b>1'49.922</b>	191,2	14:13'57.974
8	36.282	17.722	30.343	26.371	1'50.718	<b>194,2</b>	14:15'48.692
9	36.263	17.691	30.399	26.853	1'51.206	189,5	14:17'39.898
10	36.493	17.685	30.397	26.637	1'51.212	190,1	14:19'31.110
11	36.183	17.672	30.499	26.708	1'51.062	193,2	14:21'22.172
12	36.201	17.744	30.446	26.855	1'51.246	192,9	14:23'13.418
13	36.521	18.011	30.373	26.600	1'51.505	189,5	14:25'04.923
14	36.014	17.717	31.238	26.198	1'51.167	193,2	14:26'56.090
Race Time 25'57.322							

RET 43 H. KHOURI [1'49.861]							
Lap	Seg1	Seg2	Seg3	Seg4	Lap Time	km/h	Local Time
1		17.786	30.952	26.721	1'58.273	<b>195,3</b>	14:02'57.041
2	35.781	17.795	30.605	26.152	1'50.333	190,1	14:04'47.374
3	35.704	17.687	<b>30.350</b>	26.120	<b>1'49.861</b>	191,8	14:06'37.235
4	36.090	<b>17.686</b>	30.509	26.568	1'50.853	193,9	14:08'28.088
5	35.880	17.895	30.830	<b>25.891</b>	1'50.496	190,5	14:10'18.584
6	<b>35.654</b>	17.918	31.338	26.519	1'51.429	187,2	14:12'10.013
7	35.843	18.041	30.584	26.838	1'51.306	185,6	14:14'01.319
8	35.835	17.741	31.015	26.275	1'50.866	189,8	14:15'52.185
9	1'07.201	18.978	32.554	41.653	2'40.386P	180,3	14:18'32.571
Race Time 17'33.803							

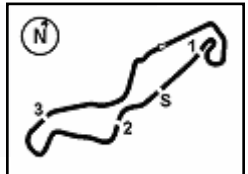
15° 41 M. GARCIA [1'49.941]							
Lap	Seg1	Seg2	Seg3	Seg4	Lap Time	km/h	Local Time
1		17.597	30.519	26.444	1'55.620	192,2	14:02'54.388
2	<b>35.502</b>	<b>17.520</b>	30.624	26.622	1'50.268	193,5	14:04'44.656
3	35.570	17.545	30.617	26.903	1'50.635	197,4	14:06'35.291
4	35.919	17.545	30.906	26.175	1'50.545	198,5	14:08'25.836
5	36.566	17.558	30.453	26.381	1'50.958	197,4	14:10'16.794
6	36.337	17.527	30.256	<b>25.821</b>	<b>1'49.941</b>	195,7	14:12'06.735
7	35.929	17.585	30.715	26.366	1'50.595	197,1	14:13'57.330
8	36.179	17.552	30.684	26.235	1'50.650	198,2	14:15'47.980
9	36.488	17.550	30.456	26.905	1'51.399	193,9	14:17'39.379
10	36.276	17.586	30.485	26.353	1'50.700	198,5	14:19'30.079
11	36.369	17.694	<b>30.244</b>	27.947	1'52.254	192,2	14:21'22.333
12	36.319	17.604	30.990	26.194	1'51.107	197,8	14:23'13.440
13	36.214	17.597	30.820	26.634	1'51.265	196,0	14:25'04.705
14	36.010	17.776	30.607	25.867	1'50.260	<b>201,1</b>	14:26'54.965

12° 12 H. MAIER [1'49.873]							
Lap	Seg1	Seg2	Seg3	Seg4	Lap Time	km/h	Local Time
1		17.615	31.126	27.099	1'57.945	193,2	14:02'56.713
2	<b>35.609</b>	<b>17.563</b>	30.588	26.113	<b>1'49.873</b>	192,2	14:04'46.586

24/04/2022 P = Pits In/Out - C = Lap Time Cancelled

These data/results cannot be reproduced, stored and/or transmitted in whole or in part by any manner of electronic, mechanical, photocopying, recording, broadcasting or otherwise now known or herein after developed without the previous express consent by the copyright owner, except for reproduction in daily press and regular printed publications on sale to the public within 60 days of the event related to those data/results and always provided that copyright symbol appears together as follows below.

© DORNA WSBK ORGANIZATION Srl 2022



**Motul Dutch Round, 22-24 April 2022**  
**Chronological Analysis Race 2**

Start at 14:00'58.768

TT Circuit Assen 4.542 m

3 / 4

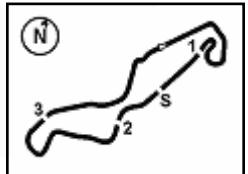
16° 72 V. STEEMAN [1'49.951]								21° 93 M. GAGGI [1'50.353]							
Lap	Seg.1	Seg.2	Seg.3	Seg.4	Lap Time	km/h	Local Time	Lap	Seg.1	Seg.2	Seg.3	Seg.4	Lap Time	km/h	Local Time
1		17.777	30.580	26.808	1'55.225	190,1	14:02'53.993	1		17.798	30.951	26.682	1'58.797	194,2	14:02'57.565
2	<b>35.435</b>	17.793	30.412	26.698	1'50.338	188,8	14:04'44.331	2	36.163	17.698	30.815	<b>26.127</b>	1'50.803	192,9	14:04'48.368
3	35.735	17.611	30.600	26.335	1'50.281	194,9	14:06'34.612	3	<b>35.776</b>	<b>17.555</b>	30.677	26.404	1'50.412	<b>197,1</b>	14:06'38.780
4	35.513	17.723	30.403	27.201	1'50.840	189,8	14:08'25.452	4	<b>35.776</b>	17.706	30.830	26.300	1'50.612	190,1	14:08'29.392
5	36.013	17.627	30.480	26.303	1'50.423	196,0	14:10'15.875	5	35.790	17.732	30.644	26.187	<b>1'50.353</b>	189,8	14:10'19.745
6	36.032	17.717	<b>30.273</b>	26.657	1'50.679	196,0	14:12'06.554	6	35.890	18.002	30.758	26.254	1'50.904	185,9	14:12'10.649
7	35.860	17.726	30.352	<b>26.013</b>	<b>1'49.951</b>	192,9	14:13'56.505	7	35.852	17.836	<b>30.442</b>	26.360	1'50.490	190,1	14:14'01.139
8	35.896	17.860	30.593	26.452	1'50.801	194,9	14:15'47.306	8	35.781	17.876	31.030	26.263	1'50.950	187,2	14:15'52.089
9	35.827	17.941	30.551	27.687	1'52.006	191,5	14:17'39.312	9	36.457	18.012	30.709	26.640	1'51.818	185,6	14:17'43.907
10	36.287	17.569	30.482	26.676	1'51.014	195,3	14:19'30.326	10	35.944	17.938	30.939	26.563	1'51.384	186,2	14:19'35.291
11	36.001	18.408	31.396	26.385	1'52.190	185,6	14:21'22.516	11	35.930	18.003	30.858	26.711	1'51.502	186,9	14:21'26.793
12	36.430	17.603	31.119	26.236	1'51.388	<b>197,1</b>	14:23'13.904	12	35.984	17.747	30.620	26.601	1'50.952	190,8	14:23'17.745
13	36.345	<b>17.540</b>	30.382	26.397	1'50.664	194,6	14:25'04.568	13	36.066	17.815	30.836	26.424	1'51.141	188,8	14:25'08.886
14	35.832	17.879	30.605	26.032	1'50.348	196,0	14:26'54.916	14	35.884	17.773	30.804	26.399	1'50.860	188,8	14:26'59.746
Race Time 25'56.197								Race Time 26'23.579							
17° 80 G. MASTROLUCA [1'49.990]								22° 35 V. SAIZ MARQUEZ [1'50.372]							
Lap	Seg.1	Seg.2	Seg.3	Seg.4	Lap Time	km/h	Local Time	Lap	Seg.1	Seg.2	Seg.3	Seg.4	Lap Time	km/h	Local Time
1		17.836	30.852	26.420	1'57.390	192,2	14:02'56.158	1		17.825	31.218	26.866	1'58.822	196,7	14:02'57.590
2	35.922	17.596	30.657	26.230	1'50.405	196,0	14:04'46.563	2	36.639	17.707	30.863	<b>26.107</b>	1'51.316	193,9	14:04'48.906
3	35.763	17.498	30.553	26.176	<b>1'49.990</b>	196,0	14:06'36.553	3	36.047	17.876	30.692	26.417	1'51.032	<b>197,1</b>	14:06'39.938
4	<b>35.564</b>	17.608	30.441	26.421	1'50.034	193,5	14:08'26.587	4	35.751	<b>17.705</b>	30.747	26.169	<b>1'50.372</b>	191,8	14:08'30.310
5	36.045	17.501	30.690	26.171	1'50.407	198,2	14:10'16.994	5	35.725	17.892	30.769	26.386	1'50.772	194,6	14:10'21.082
6	36.020	17.916	30.511	<b>25.584</b>	1'50.031	190,8	14:12'07.025	6	36.298	17.893	30.754	26.612	1'51.557	190,5	14:12'12.639
7	36.037	17.630	30.438	26.512	1'50.617	195,7	14:13'57.642	7	35.751	17.867	30.549	26.652	1'50.819	187,8	14:14'03.458
8	36.288	17.624	30.422	26.317	1'50.651	194,6	14:15'48.293	8	35.677	17.822	30.699	26.252	1'50.450	189,1	14:15'53.908
9	36.814	17.534	30.470	26.406	1'51.224	194,6	14:17'39.517	9	35.729	18.025	30.494	26.493	1'50.741	186,9	14:17'44.649
10	36.362	<b>17.453</b>	30.452	25.998	1'50.265	<b>199,3</b>	14:19'29.782	10	<b>35.463</b>	17.825	30.883	26.675	1'50.846	189,8	14:19'35.495
11	36.391	17.775	<b>30.292</b>	26.407	1'50.865	189,8	14:21'20.647	11	35.921	17.939	30.855	26.713	1'51.428	193,9	14:21'26.923
12	36.069	17.735	30.657	26.932	1'51.393	188,8	14:23'12.040	12	35.568	17.809	30.618	26.896	1'50.891	188,5	14:23'17.814
13	36.151	18.023	30.298	26.722	1'51.194	185,6	14:25'03.234	13	35.578	17.826	30.607	26.838	1'50.849	188,2	14:25'08.663
14	36.161	17.840	30.648	26.585	1'51.234	185,6	14:26'54.468	14	35.694	17.807	<b>30.469</b>	26.470	1'50.440	188,5	14:26'59.103
Race Time 25'55.700								Race Time 26'00.335							
RET 59 A. ZANCA [1'50.005]								23° 78 T. MOLENAAR [1'50.837]							
Lap	Seg.1	Seg.2	Seg.3	Seg.4	Lap Time	km/h	Local Time	Lap	Seg.1	Seg.2	Seg.3	Seg.4	Lap Time	km/h	Local Time
1		17.923	30.914	26.579	1'58.908	<b>198,5</b>	14:02'57.676	1		<b>17.617</b>	31.040	26.450	1'59.341	<b>197,8</b>	14:02'58.109
2	35.682	17.727	30.629	<b>26.135</b>	1'50.173	196,7	14:04'47.849	2	36.482	17.677	30.889	<b>26.022</b>	1'51.070	196,0	14:04'49.179
3	<b>35.664</b>	<b>17.605</b>	<b>30.408</b>	26.328	<b>1'50.005</b>	196,7	14:06'37.854	3	36.212	17.759	30.864	26.404	1'51.239	194,2	14:06'40.418
4	35.822	17.662	30.544	26.451	1'50.479	197,1	14:08'28.333	4	<b>36.011</b>	17.624	30.704	26.498	<b>1'50.837</b>	195,3	14:08'31.255
Race Time 7'29.565								Race Time 26'00.335							
19° 58 I. IGLESIAS [1'50.063]								20° 69 T. ALBERTO [1'50.338]							
Lap	Seg.1	Seg.2	Seg.3	Seg.4	Lap Time	km/h	Local Time	Lap	Seg.1	Seg.2	Seg.3	Seg.4	Lap Time	km/h	Local Time
1		17.758	30.588	27.166	1'55.683	191,8	14:02'54.451	1		17.842	31.347	26.114	1'58.976	<b>200,0</b>	14:02'57.744
2	<b>35.781</b>	17.627	30.307	26.348	<b>1'50.063</b>	195,7	14:04'44.514								
3	35.847	17.681	30.512	26.358	1'50.398	195,7	14:06'34.912								
4	35.918	17.629	30.436	26.692	1'50.675	196,7	14:08'25.587								
5	35.972	17.646	30.597	26.575	1'50.790	195,7	14:10'16.377								
6	36.012	17.671	<b>30.227</b>	26.382	1'50.292	196,0	14:12'06.669								
7	36.155	17.689	30.513	26.391	1'50.748	196,7	14:13'57.417								
8	35.836	<b>17.559</b>	30.541	26.435	1'50.371	195,7	14:15'47.788								
9	36.890	17.572	30.451	26.634	1'51.547	194,6	14:17'39.335								
10	35.801	17.722	30.472	26.669	1'50.664	195,3	14:19'29.999								
11	36.519	18.075	30.284	26.940	1'51.818	194,2	14:21'21.817								
12	36.088	17.767	30.414	26.800	1'51.069	197,4	14:23'12.886								
13	36.341	17.855	30.744	26.700	1'51.640	197,8	14:25'04.526								
14	35.940	17.849	31.245	<b>25.934</b>	1'50.968	<b>198,5</b>	14:26'55.494								
Race Time 25'56.726 + 1'774Pen								Race Time 25'56.726 + 1'774Pen							

24/04/2022

P = Pits In/Out - C = Lap Time Cancelled

These data/results cannot be reproduced, stored and/or transmitted in whole or in part by any manner of electronic, mechanical, photocopying, recording, broadcasting or otherwise now known or herein after developed without the previous express consent by the copyright owner, except for reproduction in daily press and regular printed publications on sale to the public within 60 days of the event related to those data/results and always provided that copyright symbol appears together as follows below.

© DORNA WSBK ORGANIZATION Srl 2022



**Motul Dutch Round, 22-24 April 2022**  
**Chronological Analysis Race 2**

TT Circuit Assen 4.542 m

Start at 14:00'58.768

4 / 4

14	36.194	17.741	31.365	26.539	1'51.839	195,7	14:27'10.137
Race Time 26'11.369							

8	36.118	17.738	30.820	26.835	1'51.511	193,9	14:15'58.575
9	36.508	17.793	<b>30.709</b>	26.897	1'51.907	191,8	14:17'50.482
10	36.126	17.862	30.786	26.510	1'51.284	189,5	14:19'41.766
11	36.194	17.880	30.740	26.608	1'51.422	190,8	14:21'33.188
12	36.343	17.992	31.227	27.005	1'52.567	187,5	14:23'25.755
13	36.013	18.086	30.950	27.423	1'52.472	186,9	14:25'18.227
14	35.714	18.086	31.195	26.906	1'51.901	186,5	14:27'10.128
Race Time 26'11.360							

24° 88 D. MOGEDA [1'50.861]							
Lap	Seg1	Seg2	Seg3	Seg4	Lap Time	km/h	Local Time
1		17.789	31.211	26.104	1'59.136	195,7	14:02'57.904
2	36.486	17.700	30.913	<b>25.959</b>	1'51.058	<b>196,7</b>	14:04'48.962
3	<b>35.816</b>	18.200	<b>30.662</b>	26.183	<b>1'50.861</b>	193,5	14:06'39.823
4	36.222	<b>17.672</b>	31.149	26.659	1'51.702	193,9	14:08'31.525
5	36.016	17.786	30.883	26.495	1'51.180	196,0	14:10'22.705
6	36.203	17.915	31.377	26.614	1'52.109	190,5	14:12'14.814
7	36.158	18.069	30.873	26.584	1'51.684	190,8	14:14'06.498
8	35.860	17.916	30.974	26.920	1'51.670	189,8	14:15'58.168
9	36.685	17.831	30.671	26.741	1'51.928	194,2	14:17'50.096
10	36.078	17.883	30.709	26.480	1'51.150	192,2	14:19'41.246
11	36.056	18.020	30.926	26.855	1'51.857	186,9	14:21'33.103
12	36.908	17.897	31.011	26.712	1'52.528	194,2	14:23'25.631
13	36.452	17.937	31.137	26.619	1'52.145	190,8	14:25'17.776
14	36.305	17.891	31.524	26.506	1'52.226	190,1	14:27'10.002
Race Time 26'11.234							

28° 18 I. OFFER [1'52.823]							
Lap	Seg1	Seg2	Seg3	Seg4	Lap Time	km/h	Local Time
1			31.221	<b>26.956</b>	2'00.691	<b>190,5</b>	14:02'59.459
2	<b>36.101</b>	18.061	31.329	27.332	<b>1'52.823</b>	188,2	14:04'52.282
3	36.471	18.285	31.434	27.765	1'53.955	185,9	14:06'46.237
4	36.674	18.349	31.215	27.973	1'54.211	184,6	14:08'40.448
5	36.591	18.527	31.336	27.769	1'54.223	182,4	14:10'34.671
6	36.877	18.579	31.378	27.941	1'54.775	181,8	14:12'29.446
7	36.772	18.528	31.532	27.855	1'54.687	182,7	14:14'24.133
8	36.585	18.378	31.247	27.691	1'53.901	184,0	14:16'18.034
9	36.742	18.439	31.518	27.766	1'54.465	183,1	14:18'12.499
10	36.851	18.964	31.437	27.787	1'55.039	181,5	14:20'07.538
11	36.744	18.455	31.392	27.837	1'54.428	184,0	14:22'01.966
12	36.771	18.396	31.363	27.863	1'54.393	184,6	14:23'56.359
13	36.691	18.399	31.210	27.893	1'54.193	183,1	14:25'50.552
14	36.828	18.279	<b>31.170</b>	27.835	1'54.112	183,7	14:27'44.664
Race Time 26'45.896							

25° 81 I. PERISTERAS [1'50.881]							
Lap	Seg1	Seg2	Seg3	Seg4	Lap Time	km/h	Local Time
1		17.842	31.514	26.508	1'59.641	<b>200,0</b>	14:02'58.409
2	36.274	17.690	31.014	<b>25.903</b>	<b>1'50.881</b>	197,8	14:04'49.290
3	<b>35.854</b>	17.870	30.849	26.436	1'51.009	197,1	14:06'40.299
4	35.876	<b>17.539</b>	30.984	26.490	1'50.889	196,0	14:08'31.188
5	35.877	17.782	31.066	26.612	1'51.337	190,1	14:10'22.525
6	35.908	18.132	31.127	27.038	1'52.205	187,2	14:12'14.730
7	36.139	17.845	30.753	26.945	1'51.682	191,2	14:14'06.412
8	36.149	17.854	30.875	26.640	1'51.518	193,9	14:15'57.930
9	36.447	18.022	30.750	26.674	1'51.893	186,9	14:17'49.823
10	35.905	17.975	<b>30.734</b>	26.970	1'51.584	187,2	14:19'41.407
11	36.266	17.953	30.761	26.654	1'51.634	188,8	14:21'33.041
12	36.749	17.897	31.063	27.371	1'53.080	192,5	14:23'26.121
13	36.393	17.928	30.818	26.841	1'51.980	191,5	14:25'18.101
14	36.174	17.922	31.335	26.489	1'51.920	194,2	14:27'10.021
Race Time 26'11.253							

RET 60 D. GEIGER							
Lap	Seg1	Seg2	Seg3	Seg4	Lap Time	km/h	Local Time
1		<b>17.639</b>	<b>30.645</b>	<b>26.548</b>	1'55.797	<b>193,9</b>	14:02'54.565
Race Time 1'55.797							

26° 10 D. CONTE [1'50.913]							
Lap	Seg1	Seg2	Seg3	Seg4	Lap Time	km/h	Local Time
1		18.220	31.106	26.508	1'59.789	193,5	14:02'58.557
2	36.430	17.802	30.668	<b>26.025</b>	1'50.925	192,2	14:04'49.482
3	36.157	17.772	30.705	26.442	1'51.076	<b>193,9</b>	14:06'40.558
4	<b>36.112</b>	<b>17.720</b>	30.715	26.366	<b>1'50.913</b>	193,5	14:08'31.471
5	36.291	17.881	30.791	26.462	1'51.425	191,5	14:10'22.896
6	36.208	17.994	31.162	26.716	1'52.080	188,2	14:12'14.976
7	36.352	17.947	30.940	26.779	1'52.018	191,8	14:14'06.994
8	36.241	17.823	30.869	26.425	1'51.358	193,2	14:15'58.352
9	36.896	17.797	<b>30.604</b>	26.772	1'52.069	191,2	14:17'50.421
10	36.314	17.908	30.665	26.594	1'51.481	190,8	14:19'41.902
11	36.391	17.985	30.793	26.464	1'51.633	187,5	14:21'33.535
12	36.885	17.949	30.641	26.928	1'52.403	191,2	14:23'25.938
13	36.406	18.225	30.957	26.941	1'52.529	186,5	14:25'18.467
14	36.218	17.861	31.091	26.684	1'51.854	191,8	14:27'10.321
Race Time 26'11.553							

27° 4 S. DOORNENBAL [1'50.930]							
Lap	Seg1	Seg2	Seg3	Seg4	Lap Time	km/h	Local Time
1		17.751	31.261	26.456	1'58.152	<b>196,7</b>	14:02'56.920
2	36.202	17.756	31.304	<b>26.059</b>	1'51.321	192,9	14:04'48.241
3	35.768	18.026	30.879	26.292	1'50.965	194,2	14:06'39.206
4	35.942	<b>17.685</b>	30.918	26.417	1'50.962	194,2	14:08'30.168
5	<b>35.692</b>	17.895	30.854	26.489	<b>1'50.930</b>	192,5	14:10'21.098
6	36.147	18.271	32.137	27.018	1'53.573	186,9	14:12'14.671
7	36.060	18.142	30.831	27.360	1'52.393	186,2	14:14'07.064

24/04/2022 P = Pits In/Out - C = Lap Time Cancelled

These data/results cannot be reproduced, stored and/or transmitted in whole or in part by any manner of electronic, mechanical, photocopying, recording, broadcasting or otherwise now known or herein after developed without the previous express consent by the copyright owner, except for reproduction in daily press and regular printed publications on sale to the public within 60 days of the event related to those data/results and always provided that copyright symbol appears together as follows below.

© DORNA WSBK ORGANIZATION Srl 2022

