

TT Circuit Assen 4.542 m

Motul Dutch Round, 22-24 April 2022

Results Tissot Superpole

1 / 2

No.	Rider	Nat	Team	Bike	Time	Gap	Rel.	Laps	Speed	
									Avg	Max
1	72 V. STEEMAN	NED	MTM Kawasaki	Kawasaki Ninja 400	1'48.961			9	150,065	194,9
2	46 S. DI SORA	FRA	Leader Team Flembbo	Kawasaki Ninja 400	1'49.165	0.204	0.204	8	149,784	193,2
3	58 I. IGLESIAS	ESP	SMW Racing	Kawasaki Ninja 400	1'49.381	0.420	0.216	8	149,488	191,2
4	8 B. IERACI	ITA	Prodina Racing WorldSSP300	Kawasaki Ninja 400	1'49.485	0.524	0.104	8	149,346	192,9
5	91 M. VANNUCCI	ITA	AG Motorsport Italia Yamaha	Yamaha YZF-R3	1'49.530	0.569	0.045	9	149,285	193,5
6	60 D. GEIGER	GER	Fusport-RT Motorsports by SKM-Kawasaki	Kawasaki Ninja 400	1'49.536	0.575	0.006	9	149,277	194,6
7	53 P. SVOBODA	CZE	Accolade Smrz Racing	Kawasaki Ninja 400	1'49.550	0.589	0.014	9	149,258	190,5
8	41 M. GARCIA	ESP	Yamaha MS Racing	Yamaha YZF-R3	1'49.690	0.729	0.140	9	149,067	195,7
9	47 F. SEABRIGHT	GBR	Vinales Racing Team	Yamaha YZF-R3	1'49.832	0.871	0.142	9	148,875	191,2
10	12 H. MAIER	BRA	AD78 Team Brasil by MS Racing	Yamaha YZF-R3	1'49.858	0.897	0.026	9	148,839	194,6
11	80 G. MASTROLUCA	ITA	ProGP Racing	Yamaha YZF-R3	1'49.952	0.991	0.094	9	148,712	190,8
12	77 R. BIJMAN	NED	MTM Kawasaki	Kawasaki Ninja 400	1'50.041	1.080	0.089	8	148,592	193,5
13	61 Y. OKAYA	JPN	MTM Kawasaki	Kawasaki Ninja 400	1'50.062	1.101	0.021	9	148,564	196,7
14	2 I. GARCIA ABELLA	ESP	Yamaha MS Racing	Yamaha YZF-R3	1'50.258	1.297	0.196	9	148,299	195,3
15	43 H. KHOURI	AUS	Team#109 Kawasaki	Kawasaki Ninja 400	1'50.307	1.346	0.049	9	148,234	190,1
16	26 M. GENNAI	ITA	Team BrCorse	Yamaha YZF-R3	1'50.448	1.487	0.141	9	148,044	193,2
17	23 S. MARKARIAN	FRA	Leader Team Flembbo	Kawasaki Ninja 400	1'50.487	1.526	0.039	9	147,992	191,8
18	35 Y. SAIZ MARQUEZ	ESP	Accolade Smrz Racing	Kawasaki Ninja 400	1'50.647	1.686	0.160	9	147,778	191,2
19	64 H. DE CANCELLIS	FRA	Prodina Racing WorldSSP300	Kawasaki Ninja 400	1'50.702	1.741	0.055	8	147,705	193,9
20	85 K. SABATUCCI	ITA	Kawasaki GP Project	Kawasaki Ninja 400	1'50.713	1.752	0.011	9	147,690	186,2
21	87 T. KAWAKAMI	BRA	AD78 Team Brasil by MS Racing	Yamaha YZF-R3	1'50.895	1.934	0.182	4	147,448	191,5
22	93 M. GAGGI	ITA	Vinales Racing Team	Yamaha YZF-R3	1'50.983	2.022	0.088	9	147,331	190,8
23	4 S. DOORNENBAL	NED	Molenaar Racing Team	Kawasaki Ninja 400	1'51.287	2.326	0.304	9	146,928	190,1
24	59 A. ZANCA	ITA	Kawasaki GP Project	Kawasaki Ninja 400	1'51.301	2.340	0.014	9	146,910	190,8
25	28 L. LEHMANN	GER	Freudenberg KTM - Paligo Racing	KTM RC 390 R	1'52.350	3.389	1.049	1	145,538	186,5
26	88 D. MOGEDA	ESP	Team#109 Kawasaki	Kawasaki Ninja 400	1'52.489	3.528	0.139	8	145,358	189,8
27	69 T. ALBERTO	PHI	Fusport-RT Motorsports by SKM-Kawasaki	Kawasaki Ninja 400	1'52.732	3.771	0.243	1	145,045	188,8
28	78 T. MOLENAAR	NED	Molenaar Racing Team	Kawasaki Ninja 400	1'53.000	4.039	0.268	8	144,701	190,1
29	27 A. DIAZ	ESP	Arco Motor University Team	Yamaha YZF-R3	1'53.141	4.180	0.141	2	144,521	192,5
30	10 D. CONTE	ITA	SMW Racing	Kawasaki Ninja 400	1'53.875	4.914	0.734	8	143,589	184,3
Not Qualified										
NQ	18 I. OFFER	GBR	Team BrCorse	Yamaha YZF-R3	1'54.429	5.468	0.554	8	142,894	184,6
NQ	81 I. PERISTERAS	GRC	ProGP Racing	Yamaha YZF-R3				0		181,8

Qualifying Lap Time (105% of 1'48.961): 1'54.410

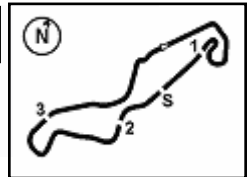
AIR	Humidity:	59%	Temp:	12°C
TRACK	Condition:	Dry	Temp:	17°C

Records	Pole	(SP)	2021 V.Steeman	1'48.767	150,330	Km/h
	Race	(RC2)	2021 K.Meuffels	1'49.055	149,940	Km/h
	All Times	(FP2)	2021 V.Steeman	1'48.710	150,410	Km/h

Start 23/04/2022 09:48 End 10:16 The results are provisional until the end of the time limit for protests and appeals and the completion of the technical checks.

These data/results cannot be reproduced, stored and/or transmitted in whole or in part by any manner of electronic, mechanical, photocopying, recording, broadcasting or otherwise now known or herein after developed without the previous express consent by the copyright owner, except for reproduction in daily press and regular printed publications on sale to the public within 60 days of the event related to those data/results and always provided that copyright symbol appears together as follows below.

© DORNA WSBK ORGANIZATION Srl 2022



Motul Dutch Round, 22-24 April 2022
Results Tissot Superpole

Session Highlights

Local Time	No. Rider	Description
09.41.02		START DELAYED
09.48.00		Start
09.50.10	81 I. PERISTERAS	Crashed - Turn 9
09.52.56	8 B. IERACI	Lap Cancelled [2'00.049] - Exceeded Track Limits - Turn 8
09.54.10	28 L. LEHMANN	Crashed - Turn 7
09.54.10	69 T. ALBERTO	Crashed - Turn 7
09.56.17	27 A. DIAZ	Technical Problem - Turn 5
09.58.25	28 L. LEHMANN	Medical Centre
09.58.25	69 T. ALBERTO	Medical Centre
09.59.24	87 T. KAWAKAMI	Crashed - Turn 4
10.00.41	26 M. GENNAI	Lap Cancelled [1'51.609] - Exceeded Track Limits - Turn 18
10.00.54	26 M. GENNAI	Lap Cancelled [1'58.560] - Exceeded Track Limits on Previous Lap
10.01.58	12 H. MAIER	Current Lap Cancelled - Exceeded Track Limits - Turn 13
10.04.43	77 R. BIJMAN	Lap Cancelled [1'49.580] - Exceeded Track Limits - Turn 8
10.07.47		78 Check GPS Position
10.08.04	77 R. BIJMAN	Crashed - Turn 9
10.10.51		Top 3 Confirmed
10.16.35		End Of Session

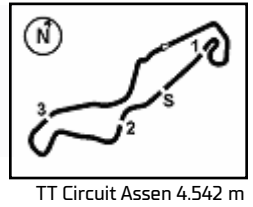
Fastest Laps Sequence

No.	Rider	Nat	Team	Bike	Local Time	Time	Gap	Avg
35	Y. SAIZ MARQUEZ	ESP	Accolade Smrz Racing	Kawasaki Ninja 400	09:51'56.736	1'54.470		142,843
64	H. DE CANCELLIS	FRA	Prodina Racing WorldSSP300	Kawasaki Ninja 400	09:52'28.933	1'53.796	-0.674	143,689
28	L. LEHMANN	GER	Freudenberg KTM - Paligo Racing	KTM RC 390 R	09:53'02.127	1'52.350	-1.446	145,538
87	T. KAWAKAMI	BRA	AD78 Team Brasil by MS Racing	Yamaha YZF-R3	09:53'05.095	1'50.895	-1.455	147,448
72	V. STEEMAN	NED	MTM Kawasaki	Kawasaki Ninja 400	09:53'07.957	1'50.496	-0.399	147,980
58	I. IGLESIAS	ESP	SMW Racing	Kawasaki Ninja 400	09:53'10.402	1'50.215	-0.281	148,357
60	D. GEIGER	GER	Fusport-RT Motorsports by SKM-Kawasaki	Kawasaki Ninja 400	09:55'02.724	1'50.151	-0.064	148,444
12	H. MAIER	BRA	AD78 Team Brasil by MS Racing	Yamaha YZF-R3	09:56'52.878	1'49.858	-0.293	148,839
72	V. STEEMAN	NED	MTM Kawasaki	Kawasaki Ninja 400	10:04'27.378	1'48.961	-0.897	150,065

23/04/2022 Start 09:48 End 10:16 The results are provisional until the end of the time limit for protests and appeals and the completion of the technical checks.

These data/results cannot be reproduced, stored and/or transmitted in whole or in part by any manner of electronic, mechanical, photocopying, recording, broadcasting or otherwise now known or herein after developed without the previous express consent by the copyright owner, except for reproduction in daily press and regular printed publications on sale to the public within 60 days of the event related to those data/results and always provided that copyright symbol appears together as follows below.

© DORNA WSBK ORGANIZATION Srl 2022



Motul Dutch Round, 22-24 April 2022

Starting Grid - Race 1 [14 Laps x 4,542 km = 63,588 km]

TT Circuit Assen 4.542 m

1	1	72 STEEMAN V. Kawasaki 1'48.961	2	46 DI SORA S. Kawasaki 1'49.165	3	58 IGLESIAS I. Kawasaki 1'49.381
2	4	8 IERACI B. Kawasaki 1'49.485	5	91 VANNUCCI M. Yamaha 1'49.530	6	60 GEIGER D. Kawasaki 1'49.536
3	7	53 SVOBODA P. Kawasaki 1'49.550	8	41 GARCIA M. Yamaha 1'49.690	9	47 SEABRIGHT F. Yamaha 1'49.832
4	10	12 MAIER H. Yamaha 1'49.858	11	80 MASTROLUCA G. Yamaha 1'49.952	12	77 BIJMAN R. Kawasaki 1'50.041
5	13	61 OKAYA Y. Kawasaki 1'50.062	14	2 GARCIA ABELLA I. Yamaha 1'50.258	15	43 KHOURI H. Kawasaki 1'50.307
6	16	26 GENNAI M. Yamaha 1'50.448	17	23 MARKARIAN S. Kawasaki 1'50.487	18	35 SAIZ MARQUEZ Y. Kawasaki 1'50.647
7	19	64 DE CANCELLIS H. Kawasaki 1'50.702	20	85 SABATUCCI K. Kawasaki 1'50.713	21	87 KAWAKAMI T. Yamaha 1'50.895
8	22	93 GAGGI M. Yamaha 1'50.983	23	4 DOORNENBAL S. Kawasaki 1'51.287	24	59 ZANCA A. Kawasaki 1'51.301
9	25	28 LEHMANN L. KTM 1'52.350	26	88 MOGEDA D. Kawasaki 1'52.489	27	69 ALBERTO T. Kawasaki 1'52.752
10	28	78 MOLENAAR T. Kawasaki 1'53.000	29	27 DIAZ A. Yamaha 1'53.141	30	10 CONTE D. Kawasaki 1'53.875
11	31	18 OFFER I. Yamaha	32	81 PERISTERAS I. Yamaha		

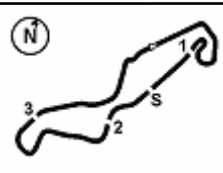
N.77 (Bijman R.) has been penalized with a Long Lap Penalty [Art. 3.2 and 3.3.3.]

N.18 (Offer I.) is allowed to start the race according to Art. 1.15.6 (FPs)

N.81 (Peristeras I.) is allowed to start the race according to Art. 1.15.6 (FPs)

23/04/2022 The Race Director

These data/results cannot be reproduced, stored and/or transmitted in whole or in part by any manner of electronic, mechanical, photocopying, recording, broadcasting or otherwise now known or herein after developed without the previous express consent by the copyright owner, except for reproduction in daily press and regular printed publications on sale to the public within 60 days of the event related to those data/results and always provided that copyright symbol appears together as follows below. © DORNA WSBK ORGANIZATION Srl 2022



Motul Dutch Round, 22-24 April 2022
Best Sectors & Speed Tissot Superpole

BEST LAP

1	72	V. STEEMAN	Kawasaki Ninja 400	1'48.961
2	46	S. DI SORA	Kawasaki Ninja 400	1'49.165
3	58	I. IGLESIAS	Kawasaki Ninja 400	1'49.381
4	8	B. IERACI	Kawasaki Ninja 400	1'49.485
5	91	M. VANNUCCI	Yamaha YZF-R3	1'49.530
6	60	D. GEIGER	Kawasaki Ninja 400	1'49.536
7	53	P. SVOBODA	Kawasaki Ninja 400	1'49.550
8	41	M. GARCIA	Yamaha YZF-R3	1'49.690
9	47	F. SEABRIGHT	Yamaha YZF-R3	1'49.832
10	12	H. MAIER	Yamaha YZF-R3	1'49.858
11	80	G. MASTROLUCA	Yamaha YZF-R3	1'49.952
12	77	R. BIJMAN	Kawasaki Ninja 400	1'50.041
13	61	Y. OKAYA	Kawasaki Ninja 400	1'50.062
14	2	I. GARCIA ABELLA	Yamaha YZF-R3	1'50.258
15	43	H. KHOURI	Kawasaki Ninja 400	1'50.307
16	26	M. GENNAI	Yamaha YZF-R3	1'50.448
17	23	S. MARKARIAN	Kawasaki Ninja 400	1'50.487
18	35	Y. SAIZ MARQUEZ	Kawasaki Ninja 400	1'50.647
19	64	H. DE CANCELLIS	Kawasaki Ninja 400	1'50.702
20	85	K. SABATUCCI	Kawasaki Ninja 400	1'50.713
21	87	T. KAWAKAMI	Yamaha YZF-R3	1'50.895
22	93	M. GAGGI	Yamaha YZF-R3	1'50.983
23	4	S. DOORNENBAL	Kawasaki Ninja 400	1'51.287
24	59	A. ZANCA	Kawasaki Ninja 400	1'51.301
25	28	L. LEHMANN	KTM RC 390 R	1'52.350
26	88	D. MOGEDA	Kawasaki Ninja 400	1'52.489
27	69	T. ALBERTO	Kawasaki Ninja 400	1'52.732
28	78	T. MOLENAAR	Kawasaki Ninja 400	1'53.000
29	27	A. DIAZ	Yamaha YZF-R3	1'53.141
30	10	D. CONTE	Kawasaki Ninja 400	1'53.875
31	18	I. OFFER	Yamaha YZF-R3	1'54.429
32	81	I. PERISTERAS	Yamaha YZF-R3	

SPEED

1	61	Y. OKAYA	Kawasaki Ninja 400	196,7
2	41	M. GARCIA	Yamaha YZF-R3	195,7
3	2	I. GARCIA ABELLA	Yamaha YZF-R3	195,3
4	72	V. STEEMAN	Kawasaki Ninja 400	194,9
5	12	H. MAIER	Yamaha YZF-R3	194,6
6	60	D. GEIGER	Kawasaki Ninja 400	194,6
7	64	H. DE CANCELLIS	Kawasaki Ninja 400	193,9
8	77	R. BIJMAN	Kawasaki Ninja 400	193,5
9	91	M. VANNUCCI	Yamaha YZF-R3	193,5
10	46	S. DI SORA	Kawasaki Ninja 400	193,2
11	26	M. GENNAI	Yamaha YZF-R3	193,2
12	8	B. IERACI	Kawasaki Ninja 400	192,9
13	27	A. DIAZ	Yamaha YZF-R3	192,5
14	23	S. MARKARIAN	Kawasaki Ninja 400	191,8
15	87	T. KAWAKAMI	Kawasaki YZF-R3	191,5
16	47	F. SEABRIGHT	Yamaha YZF-R3	191,2
17	35	Y. SAIZ MARQUEZ	Kawasaki Ninja 400	191,2
18	58	I. IGLESIAS	Kawasaki Ninja 400	191,2
19	80	G. MASTROLUCA	Yamaha YZF-R3	190,8
20	59	A. ZANCA	Kawasaki Ninja 400	190,8
21	93	M. GAGGI	Yamaha YZF-R3	190,8
22	53	P. SVOBODA	Kawasaki Ninja 400	190,5
23	43	H. KHOURI	Kawasaki Ninja 400	190,1
24	4	S. DOORNENBAL	Kawasaki Ninja 400	190,1
25	78	T. MOLENAAR	Kawasaki Ninja 400	190,1
26	88	D. MOGEDA	Kawasaki Ninja 400	189,8
27	69	T. ALBERTO	Kawasaki Ninja 400	188,8
28	28	L. LEHMANN	KTM RC 390 R	186,5
29	85	K. SABATUCCI	Kawasaki Ninja 400	186,2
30	18	I. OFFER	Yamaha YZF-R3	184,6
31	10	D. CONTE	Kawasaki Ninja 400	184,3
32	81	I. PERISTERAS	Yamaha YZF-R3	181,8

SEG. 1

1	72	V. STEEMAN	35.098
2	61	Y. OKAYA	35.202
3	58	I. IGLESIAS	35.236
4	26	M. GENNAI	35.258
5	46	S. DI SORA	35.298
6	60	D. GEIGER	35.311
7	41	M. GARCIA	35.405
8	43	H. KHOURI	35.411
9	80	G. MASTROLUCA	35.483
10	53	P. SVOBODA	35.492
11	23	S. MARKARIAN	35.495
12	77	R. BIJMAN	35.498
13	8	B. IERACI	35.504
14	12	H. MAIER	35.526
15	85	K. SABATUCCI	35.570
16	47	F. SEABRIGHT	35.590
17	2	I. GARCIA ABELLA	35.658
18	4	S. DOORNENBAL	35.664
19	35	Y. SAIZ MARQUEZ	35.687
20	91	M. VANNUCCI	35.692
21	64	H. DE CANCELLIS	35.778
22	93	M. GAGGI	35.867
23	59	A. ZANCA	35.945
24	69	T. ALBERTO	35.999
25	88	D. MOGEDA	36.111
26	78	T. MOLENAAR	36.116
27	87	T. KAWAKAMI	36.124
28	28	L. LEHMANN	36.149
29	18	I. OFFER	36.595
30	10	D. CONTE	36.605
31	27	A. DIAZ	36.690

SEG. 2

1	72	V. STEEMAN	17.625
2	60	D. GEIGER	17.636
3	41	M. GARCIA	17.676
4	91	M. VANNUCCI	17.683
5	61	Y. OKAYA	17.724
6	2	I. GARCIA ABELLA	17.758
7	46	S. DI SORA	17.766
8	80	G. MASTROLUCA	17.772
9	47	F. SEABRIGHT	17.781
10	77	R. BIJMAN	17.784
11	26	M. GENNAI	17.816
12	58	I. IGLESIAS	17.817
13	23	S. MARKARIAN	17.817
14	8	B. IERACI	17.834
15	64	H. DE CANCELLIS	17.849
16	43	H. KHOURI	17.900
17	12	H. MAIER	17.917
18	35	Y. SAIZ MARQUEZ	17.925
19	53	P. SVOBODA	17.950
20	93	M. GAGGI	17.981
21	4	S. DOORNENBAL	17.996
22	87	T. KAWAKAMI	17.999
23	69	T. ALBERTO	18.015
24	59	A. ZANCA	18.021
25	28	L. LEHMANN	18.028
26	85	K. SABATUCCI	18.058
27	88	D. MOGEDA	18.102
28	78	T. MOLENAAR	18.166
29	27	A. DIAZ	18.215
30	10	D. CONTE	18.379
31	81	I. PERISTERAS	18.536
32	18	I. OFFER	18.614

SEG. 3

1	72	V. STEEMAN	29.917
2	46	S. DI SORA	30.031
3	12	H. MAIER	30.071
4	47	F. SEABRIGHT	30.080
5	41	M. GARCIA	30.113
6	53	P. SVOBODA	30.134
7	26	M. GENNAI	30.163
8	58	I. IGLESIAS	30.196
9	8	B. IERACI	30.196
10	61	Y. OKAYA	30.200
11	80	G. MASTROLUCA	30.219
12	91	M. VANNUCCI	30.232
13	60	D. GEIGER	30.244
14	77	R. BIJMAN	30.263
15	85	K. SABATUCCI	30.283
16	23	S. MARKARIAN	30.338
17	59	A. ZANCA	30.338
18	28	L. LEHMANN	30.353
19	43	H. KHOURI	30.362
20	87	T. KAWAKAMI	30.403
21	64	H. DE CANCELLIS	30.462
22	2	I. GARCIA ABELLA	30.476
23	93	M. GAGGI	30.521
24	35	Y. SAIZ MARQUEZ	30.534
25	4	S. DOORNENBAL	30.694
26	78	T. MOLENAAR	30.779
27	88	D. MOGEDA	30.965
28	69	T. ALBERTO	30.998
29	27	A. DIAZ	31.055
30	10	D. CONTE	31.096
31	18	I. OFFER	31.250

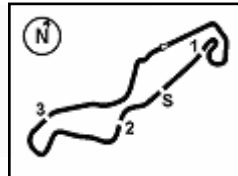
SEG. 4

1	61	Y. OKAYA	25.862
2	91	M. VANNUCCI	25.923
3	53	P. SVOBODA	25.925
4	8	B. IERACI	25.951
5	80	G. MASTROLUCA	25.977
6	47	F. SEABRIGHT	25.982
7	41	M. GARCIA	25.998
8	60	D. GEIGER	26.069
9	58	I. IGLESIAS	26.069
10	46	S. DI SORA	26.070
11	2	I. GARCIA ABELLA	26.076
12	12	H. MAIER	26.128
13	72	V. STEEMAN	26.146
14	85	K. SABATUCCI	26.195
15	87	T. KAWAKAMI	26.206
16	77	R. BIJMAN	26.250
17	43	H. KHOURI	26.349
18	26	M. GENNAI	26.371
19	93	M. GAGGI	26.437
20	64	H. DE CANCELLIS	26.460
21	4	S. DOORNENBAL	26.473
22	35	Y. SAIZ MARQUEZ	26.501
23	23	S. MARKARIAN	26.511
24	27	A. DIAZ	26.620
25	59	A. ZANCA	26.674
26	69	T. ALBERTO	26.709
27	88	D. MOGEDA	26.871
28	10	D. CONTE	27.020
29	28	L. LEHMANN	27.374
30	78	T. MOLENAAR	27.400
31	18	I. OFFER	27.970

23/04/2022

These data/results cannot be reproduced, stored and/or transmitted in whole or in part by any manner of electronic, mechanical, photocopying, recording, broadcasting or otherwise now known or herein after developed without the previous express consent by the copyright owner, except for reproduction in daily press and regular printed publications on sale to the public within 60 days of the event related to those data/results and always provided that copyright symbol appears together as follows below.

© DORNA WSBK ORGANIZATION Srl 2022



TT Circuit Assen 4.542 m

Motul Dutch Round, 22-24 April 2022

Ideal Times Tissot Superspole

1 / 2

No.	Rider	Nat	Bike	Seg. 1	Seg. 2	Seg. 3	Seg. 4	Ideal Time		
				Diff. 1	Diff. 2	Diff. 3	Diff. 4	Best Lap	Pos.	Diff.
1	72 V. STEEMAN	NED	Kawasaki Ninja 400	35.098	17.625 +0.136	29.917	26.146 +0.039	1'48.786 1'48.961	1	0.175
2	61 Y. OKAYA	JPN	Kawasaki Ninja 400	35.202 +0.382	17.724 +0.029	30.200	25.862 +0.663	1'48.988 1'50.062	13	1.074
3	46 S. DI SORA	FRA	Kawasaki Ninja 400	35.298	17.766	30.031	26.070	1'49.165 1'49.165	2	
4	41 M. GARCIA	ESP	Yamaha YZF-R3	35.405 +0.145	17.676	30.113	25.998 +0.353	1'49.192 1'49.690	8	0.498
5	60 D. GEIGER	GER	Kawasaki Ninja 400	35.311	17.636	30.244	26.069 +0.276	1'49.260 1'49.536	6	0.276
6	58 I. IGLESIAS	ESP	Kawasaki Ninja 400	35.236	17.817	30.196 +0.063	26.069	1'49.318 1'49.381	3	0.063
7	47 F. SEABRIGHT	GBR	Yamaha YZF-R3	35.590 +0.168	17.781 +0.223	30.080	25.982 +0.008	1'49.433 1'49.832	9	0.399
8	80 G. MASTROLUCA	ITA	Yamaha YZF-R3	35.483 +0.186	17.772	30.219 +0.315	25.977	1'49.451 1'49.952	11	0.501
9	8 B. IERACI	ITA	Kawasaki Ninja 400	35.504	17.834	30.196	25.951	1'49.485 1'49.485	4	
10	53 P. SVOBODA	CZE	Kawasaki Ninja 400	35.492 +0.049	17.950	30.134	25.925	1'49.501 1'49.550	7	0.049
11	91 M. VANNUCCI	ITA	Yamaha YZF-R3	35.692	17.683	30.232	25.923	1'49.530 1'49.530	5	
12	26 M. GENNAI	ITA	Yamaha YZF-R3	35.258 +0.263	17.816 +0.231	30.163 +0.252	26.371 +0.094	1'49.608 1'50.448	16	0.840
13	12 H. MAIER	BRA	Yamaha YZF-R3	35.526 +0.098	17.917 +0.104	30.071	26.128 +0.014	1'49.642 1'49.858	10	0.216
14	77 R. BIJMAN	NED	Kawasaki Ninja 400	35.498 +0.101	17.784 +0.040	30.263	26.250 +0.105	1'49.795 1'50.041	12	0.246
15	2 I. GARCIA ABELLA	ESP	Yamaha YZF-R3	35.658 +0.073	17.758 +0.080	30.476 +0.137	26.076	1'49.968 1'50.258	14	0.290
16	43 H. KHOURI	AUS	Kawasaki Ninja 400	35.411	17.900	30.362	26.349 +0.285	1'50.022 1'50.307	15	0.285
17	85 K. SABATUCCI	ITA	Kawasaki Ninja 400	35.570 +0.441	18.058 +0.166	30.283	26.195	1'50.106 1'50.713	20	0.607
18	23 S. MARKARIAN	FRA	Kawasaki Ninja 400	35.495	17.817 +0.098	30.338 +0.084	26.511 +0.144	1'50.161 1'50.487	17	0.326
19	64 H. DE CANCELLIS	FRA	Kawasaki Ninja 400	35.778 +0.153	17.849	30.462	26.460	1'50.549 1'50.702	19	0.153
20	35 Y. SAIZ MARQUEZ	ESP	Kawasaki Ninja 400	35.687	17.925	30.534	26.501	1'50.647 1'50.647	18	
21	87 T. KAWAKAMI	BRA	Yamaha YZF-R3	36.124 +0.163	17.999	30.403	26.206	1'50.732 1'50.895	21	0.163
22	93 M. GAGGI	ITA	Yamaha YZF-R3	35.867 +0.099	17.981	30.521	26.437 +0.078	1'50.806 1'50.983	22	0.177
23	4 S. DOORNENBAL	NED	Kawasaki Ninja 400	35.664 +0.079	17.996	30.694 +0.233	26.473 +0.148	1'50.827 1'51.287	23	0.460
24	59 A. ZANCA	ITA	Kawasaki Ninja 400	35.945 +0.255	18.021	30.338 +0.033	26.674 +0.035	1'50.978 1'51.301	24	0.323
25	69 T. ALBERTO	PHI	Kawasaki Ninja 400	35.999 +1.011	18.015	30.998	26.709	1'51.721 1'52.732	27	1.011
26	28 L. LEHMANN	GER	KTM RC 390 R	36.149 +0.446	18.028	30.353	27.374	1'51.904 1'52.350	25	0.446
27	88 D. MOGEDA	ESP	Kawasaki Ninja 400	36.111 +0.153	18.102 +0.013	30.965 +0.015	26.871 +0.259	1'52.049 1'52.489	26	0.440
28	78 T. MOLENAAR	NED	Kawasaki Ninja 400	36.116 +0.189	18.166 +0.321	30.779 +0.029	27.400	1'52.461 1'53.000	28	0.539
29	27 A. DIAZ	ESP	Yamaha YZF-R3	36.690	18.215	31.055 +0.031	26.620 +0.530	1'52.580 1'53.141	29	0.561
30	10 D. CONTE	ITA	Kawasaki Ninja 400	36.605 +0.253	18.379	31.096 +0.522	27.020	1'53.100 1'53.875	30	0.775
31	18 I. OFFER	GBR	Yamaha YZF-R3	36.595	18.614	31.250	27.970	1'54.429 1'54.429	31	
	81 I. PERISTERAS	GRE	Yamaha YZF-R3							
Overall Ideal Time				35.098	17.625	29.917	25.862	1'48.502		

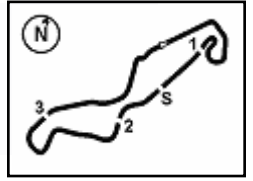
23/04/2022

These data/results cannot be reproduced, stored and/or transmitted in whole or in part by any manner of electronic, mechanical, photocopying, recording, broadcasting or otherwise now known or herein after developed without the previous express consent by the copyright owner, except for reproduction in daily press and regular printed publications on sale to the public within 60 days of the event related to those data/results and always provided that copyright symbol appears together as follows below.

© DORNA WSBK ORGANIZATION Srl 2022

FIGR PERUGIA TIMING





Motul Dutch Round, 22-24 April 2022
Ideal Times Tissot Superpole

No. Rider	Nat	Bike	Seg. 1	Seg. 2	Seg. 3	Seg. 4	Ideal Time		
			Diff. 1	Diff. 2	Diff. 3	Diff. 4	Best Lap	Pos.	Diff.

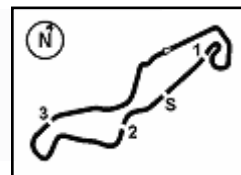
23/04/2022

These data/results cannot be reproduced, stored and/or transmitted in whole or in part by any manner of electronic, mechanical, photocopying, recording, broadcasting or otherwise now known or herein after developed without the previous express consent by the copyright owner, except for reproduction in daily press and regular printed publications on sale to the public within 60 days of the event related to those data/results and always provided that copyright symbol appears together as follows below.

© DORNA WSBK ORGANIZATION Srl 2022

FICR PERUGIA TIMING





Motul Dutch Round, 22-24 April 2022

Chronological Analysis Tissot Superpole

1° 72 V. STEEMAN (1'48.961)								6° 60 D. GEIGER (1'49.536)							
Lap	Seg1	Seg2	Seg3	Seg4	Lap Time	km/h	Local Time	Lap	Seg1	Seg2	Seg3	Seg4	Lap Time	km/h	Local Time
1		18.462	38.387	34.590	184,3	9:51'17.461		1		19.533	39.365	40.503	181,5	9:51'21.690	
2	35.732	18.070	30.247	26.447	1'50.496	186,2	9:53'07.957	2	35.842	18.072	30.497	26.472	1'50.883	186,9	9:53'12.573
3	35.436	18.157	30.302	26.535	1'50.430	187,8	9:54'58.387	3	35.474	18.040	30.568	26.069	1'50.151	189,8	9:55'02.724
4	46.238	18.434	30.265	26.294	2'01.231	184,9	9:56'59.618	4	35.398	17.976	30.368	26.486	1'50.228	189,1	9:56'52.952
5	36.243	18.065	30.414	26.617	1'51.339	187,5	9:58'50.957	5	44.391	17.885	30.669	26.368	1'59.313	190,8	9:58'52.265
6	35.195	18.000	38.130	26.146	1'57.471	184,6	10:00'48.428	6	35.354	17.762	30.306	26.765	1'50.187	189,1	10:00'42.452
7	35.361	17.867	30.390	26.371	1'49.989	194,9	10:02'38.417	7	40.123	18.384	31.086	26.994	1'56.587	187,8	10:02'39.039
8	35.098	17.761	29.917	26.185	1'48.961	189,8	10:04'27.378	8	35.311	17.636	30.244	26.345	1'49.536	194,6	10:04'28.575
9	44.144	17.931	31.609	30.683	2'04.367	190,8	10:06'31.745	9	35.810	18.892	34.624	33.344	2'02.670	173,4	10:06'31.245
10	35.370	17.625	29.973	26.637	1'49.605	192,9	10:08'21.350	10	35.958	17.705	30.300	27.034	1'50.997	193,2	10:08'22.242

2° 46 S. DI SORA (1'49.165)								7° 53 P. SVOBODA (1'49.550)							
Lap	Seg1	Seg2	Seg3	Seg4	Lap Time	km/h	Local Time	Lap	Seg1	Seg2	Seg3	Seg4	Lap Time	km/h	Local Time
1		18.820	32.660	30.891	182,7	9:50'34.296		1		18.450	34.775	35.006	186,9	9:51'19.591	
2	39.263	18.208	31.704	29.485	1'58.660	190,8	9:52'32.956	2	36.411	18.006	30.545	26.712	1'51.674	190,1	9:53'11.265
3	36.035	17.956	30.453	26.675	1'51.119	188,5	9:54'24.075	3	35.754	18.258	31.228	26.397	1'51.637	185,9	9:55'02.902
4	42.896	19.093	31.459	27.463	2'00.911	187,8	9:56'24.986	4	35.492	18.145	30.142	26.588	1'50.367	187,5	9:56'53.269
5	35.607	17.837	31.090	26.300	1'50.834	190,1	9:58'15.820	5	44.574	18.052	30.605	26.278	1'59.509	189,8	9:58'52.778
6	38.995	18.110	32.322	34.801	2'04.228P	189,5	10:00'20.048	6	35.847	18.138	30.288	26.937	1'51.210	183,7	10:00'43.988
7	2'56.500	17.826	30.378	26.504	4'11.208P	193,2	10:04'31.256	7	35.712	17.963	37.620	27.429	1'58.724	189,1	10:02'42.712
8	35.298	17.766	30.031	26.070	1'49.165	192,2	10:06'20.421	8	35.541	17.950	30.134	25.925	1'49.550	190,1	10:04'32.262
9	37.526	18.303	32.683	26.543	1'55.055	182,7	10:08'15.476	9	36.102	18.119	30.649	26.391	1'51.261	190,5	10:06'23.523
								10	35.708	18.109	30.365	26.711	1'50.893	188,8	10:08'14.416

3° 58 I. IGLESIAS (1'49.381)								8° 41 M. GARCIA (1'49.690)							
Lap	Seg1	Seg2	Seg3	Seg4	Lap Time	km/h	Local Time	Lap	Seg1	Seg2	Seg3	Seg4	Lap Time	km/h	Local Time
1		18.365	34.274	37.606	186,2	9:51'20.187		1		18.382	34.852	34.782	185,6	9:51'20.425	
2	35.616	17.956	30.196	26.447	1'50.215	188,8	9:53'10.402	2	36.064	17.776	30.463	25.998	1'50.301	191,8	9:53'10.726
3	35.996	18.536	31.509	27.644	1'53.685	183,1	9:55'04.087	3	36.014	18.195	31.211	26.421	1'51.841	189,5	9:55'02.567
4	35.477	18.286	31.692	37.006	2'02.461P	187,8	9:57'06.548	4	35.610	17.869	30.333	26.427	1'50.239	191,8	9:56'52.806
5	2'25.365	18.250	31.288	27.737	3'42.640P	184,3	10:00'49.188	5	43.942	17.840	30.744	26.204	1'58.730	194,2	9:58'51.536
6	35.438	18.074	30.344	26.653	1'50.509	189,1	10:02'39.697	6	35.405	17.968	30.406	27.704	1'51.483	185,9	10:00'43.019
7	35.236	17.817	30.259	26.069	1'49.381	191,2	10:04'29.078	7	43.171	18.012	30.680	27.085	1'58.948	188,2	10:02'41.967
8	40.975	18.608	31.877	29.820	2'01.280	183,4	10:06'30.358	8	35.550	17.676	30.113	26.351	1'49.690	195,7	10:04'31.657
9	36.348	18.101	30.455	26.927	1'51.831	187,2	10:08'22.189	9	39.568	18.035	31.206	26.544	1'55.353	189,5	10:06'27.010
								10	35.421	17.847	30.771	26.554	1'50.593	188,8	10:08'17.603

4° 8 B. IERACI (1'49.485)								9° 47 F. SEABRIGHT (1'49.832)							
Lap	Seg1	Seg2	Seg3	Seg4	Lap Time	km/h	Local Time	Lap	Seg1	Seg2	Seg3	Seg4	Lap Time	km/h	Local Time
1		18.849	32.607	30.446	181,5	9:50'33.594		1		18.830	32.704	31.180	185,6	9:50'34.730	
2	39.739	18.614	31.768	29.928	2'00.049C	185,2	9:52'33.643	2	37.054	18.182	32.118	32.049	1'59.403	188,8	9:52'34.133
3	35.958	20.480	30.806	26.891	1'54.135	136,2	9:54'27.778	3	36.146	18.155	30.309	26.389	1'50.999	185,6	9:54'25.132
4	36.005	18.670	33.649	28.089	1'56.413	184,6	9:56'24.191	4	42.092	19.157	31.287	27.499	2'00.035	186,5	9:56'25.167
5	36.255	18.642	31.892	35.785	2'02.574P	183,1	9:58'26.765	5	35.590	17.800	31.397	26.407	1'51.194	190,5	9:58'16.361
6	2'50.427	18.492	38.796	27.993	4'15.708P	184,9	10:02'42.473	6	38.735	17.971	32.337	36.570	2'05.613P	188,2	10:00'21.974
7	35.504	17.834	30.196	25.951	1'49.485	192,9	10:04'31.958	7	56.096	18.596	34.462	28.388	2'17.542P	181,5	10:02'39.516
8	35.832	18.021	31.279	27.701	1'52.833	188,5	10:06'24.791	8	36.378	17.781	30.985	25.982	1'51.126	191,2	10:04'30.642
9	35.668	17.844	30.382	26.288	1'50.182	189,5	10:08'14.973	9	35.758	18.004	30.080	25.990	1'49.832	187,2	10:06'20.474
								10	36.047	18.057	30.726	28.208	1'53.038	184,9	10:08'13.512

5° 91 M. VANNUCCI (1'49.530)								10° 12 H. MAIER (1'49.858)							
Lap	Seg1	Seg2	Seg3	Seg4	Lap Time	km/h	Local Time	Lap	Seg1	Seg2	Seg3	Seg4	Lap Time	km/h	Local Time
1		19.352	34.224	30.542	172,8	9:50'31.779		1		18.359	35.014	34.707	186,2	9:51'20.619	
2	37.975	18.851	32.427	28.298	1'57.551	177,0	9:52'29.330	2	36.002	18.056	30.323	26.376	1'50.757	189,8	9:53'11.376
3	37.901	20.342	30.873	27.203	1'56.319	162,4	9:54'25.649	3	36.158	18.113	30.858	26.515	1'51.644	187,8	9:55'03.020
4	35.888	19.809	33.056	28.362	1'57.115	184,0	9:56'22.764	4	35.624	18.021	30.071	26.142	1'49.858	185,9	9:56'52.878
5	36.885	18.170	31.607	37.524	2'04.186P	186,9	9:58'26.950	5	43.958	17.917	30.686	26.228	1'58.789	194,6	9:58'51.667
6	1'05.278	18.103	30.615	26.686	2'20.682P	186,5	10:00'47.632	6	35.526	18.022	30.177	26.618	1'50.343	183,7	10:00'42.010
7	35.960	18.045	30.849	27.248	1'52.102	189,8	10:02'39.734	7	36.536	18.854	34.710	26.475	1'56.575C	180,3	10:02'38.585
8	35.692	17.683	30.232	25.923	1'49.530	193,5	10:04'29.264	8	35.547	18.000	30.600	26.128	1'50.275	188,5	10:04'28.860
9	35.703	17.768	30.408	26.868	1'50.747	191,2	10:06'20.011								
10	36.169	18.124	30.888	28.021	1'53.202	184,9	10:08'13.213								

23/04/2022

P = Pits In/Out - C = Lap Time Cancelled

These data/results cannot be reproduced, stored and/or transmitted in whole or in part by any manner of electronic, mechanical, photocopying, recording, broadcasting or otherwise now known or herein after developed without the previous express consent by the copyright owner, except for reproduction in daily press and regular printed publications on sale to the public within 60 days of the event related to those data/results and always provided that copyright symbol appears together as follows below.

© DORNA WSBK ORGANIZATION Srl 2022

Motul Dutch Round, 22-24 April 2022

Chronological Analysis Tissot Superpole

TT Circuit Assen 4.542 m

2 / 3

9	35.683	18.212	31.095	27.389	1'52.379	184,9	10:06'21.239	7	35.836	18.249	30.826	26.805	1'51.716	190,1	10:02'36.713
10	36.109	18.456	31.814	27.437	1'53.816	186,5	10:08'15.055	8	35.890	18.059	30.532	26.590	1'51.071	185,6	10:04'27.784
								9	36.443	18.185	41.054	28.588	2'04.270	185,2	10:06'32.054
								10	35.411	17.900	30.362	26.634	1'50.307	188,5	10:08'22.361

11° 80 G. MASTROLUCA [1'49.952]							
Lap	Seg.1	Seg.2	Seg.3	Seg.4	Lap Time	km/h	Local Time
1		18.381	33.759	35.724		182,1	9:51'21.504
2	36.368	18.043	30.219	26.364	1'50.994	185,6	9:53'12.498
3	35.850	17.988	30.703	26.441	1'50.982	186,9	9:55'03.480
4	35.586	17.924	30.232	26.317	1'50.059	186,2	9:56'53.539
5	44.132	18.349	31.453	26.255	2'00.189	182,7	9:58'53.728
6	35.483	17.878	30.325	26.267	1'49.953	184,3	10:00'43.681
7	35.754	18.067	34.844	28.167	1'56.832	187,2	10:02'40.513
8	35.669	17.772	30.534	25.977	1'49.952	190,8	10:04'30.465
9	35.646	17.885	30.270	26.574	1'50.375	185,9	10:06'20.840
10	36.372	18.305	32.413	28.471	1'55.561	185,6	10:08'16.401

16° 26 M. GENNAI [1'50.448]							
Lap	Seg.1	Seg.2	Seg.3	Seg.4	Lap Time	km/h	Local Time
1		18.225	33.529	30.180		191,2	9:51'11.998
2	37.978	18.204	30.729	26.631	1'53.542	191,8	9:53'05.540
3	36.772	18.450	31.414	26.692	1'53.328	184,9	9:54'58.868
4	41.558	18.060	30.650	26.771	1'57.039	191,8	9:56'55.907
5	35.985	17.952	30.630	27.042	1'51.609C	188,2	9:58'47.516
6	43.665	17.948	30.523	26.424	1'58.560C	188,5	10:00'46.076
7	35.258	17.918	30.624	26.810	1'50.610	192,9	10:02'36.686
8	37.760	17.816	30.163	26.371	1'52.110	193,2	10:04'28.796
9	35.777	17.920	34.166	26.584	1'54.447	187,2	10:06'23.243
10	35.521	18.047	30.415	26.465	1'50.448	180,3	10:08'13.691

12° 77 R. BIJMAN [1'50.041]							
Lap	Seg.1	Seg.2	Seg.3	Seg.4	Lap Time	km/h	Local Time
1		18.710	36.834	36.335		184,3	9:51'19.419
2	36.008	17.960	30.547	26.250	1'50.765	190,8	9:53'10.184
3	36.036	18.123	30.665	26.436	1'51.260	188,5	9:55'01.444
4	41.242	18.130	30.426	26.635	1'56.433	185,9	9:56'57.877
5	35.599	17.824	30.263	26.355	1'50.041	190,1	9:58'47.918
6	43.059	18.026	30.571	26.450	1'58.106	185,2	10:00'46.024
7	35.498	17.910	32.883	27.257	1'53.548	193,5	10:02'39.572
8	35.643	17.784	30.479	25.674	1'49.580C	191,8	10:04'29.152
9	41.350	18.307	31.856	29.765	2'01.278	186,2	10:06'30.430

17° 23 S. MARKARIAN [1'50.487]							
Lap	Seg.1	Seg.2	Seg.3	Seg.4	Lap Time	km/h	Local Time
1		18.728	36.928	34.737		188,5	9:51'18.167
2	36.087	18.273	30.678	26.964	1'52.002	185,6	9:53'10.169
3	35.827	18.102	30.607	26.630	1'51.166	186,5	9:55'01.335
4	35.715	18.128	30.338	27.299	1'51.480	186,5	9:56'52.815
5	43.508	18.191	30.694	26.760	1'59.153	189,8	9:58'51.968
6	35.495	17.915	30.422	26.655	1'50.487	188,8	10:00'42.455
7	44.698	18.077	30.831	27.344	2'00.950	189,5	10:02'43.405
8	35.604	17.817	30.514	27.032	1'50.967	191,8	10:04'34.372
9	35.955	18.173	30.704	26.794	1'51.626	191,8	10:06'25.998
10	35.737	18.087	30.507	26.511	1'50.842	188,2	10:08'16.840

13° 61 Y. OKAYA [1'50.062]							
Lap	Seg.1	Seg.2	Seg.3	Seg.4	Lap Time	km/h	Local Time
1		18.528	34.894	35.148		188,2	9:51'19.051
2	35.750	18.052	30.307	26.784	1'50.893	187,8	9:53'09.944
3	35.616	17.967	30.425	26.714	1'50.722	186,9	9:55'00.666
4	41.701	18.085	30.387	26.750	1'56.923	186,2	9:56'57.589
5	35.584	17.753	30.200	26.525	1'50.062	189,5	9:58'47.651
6	42.891	18.060	30.700	26.568	1'58.219	186,2	10:00'45.870
7	35.202	17.724	30.427	27.016	1'50.369	196,0	10:02'36.239
8	41.576	17.970	30.456	26.165	1'56.167	191,5	10:04'32.406
9	36.124	17.762	30.600	25.862	1'50.348	196,7	10:06'22.754
10	36.291	18.138	30.357	26.135	1'50.921	188,8	10:08'13.675

18° 35 Y. SAIZ MARQUEZ [1'50.647]							
Lap	Seg.1	Seg.2	Seg.3	Seg.4	Lap Time	km/h	Local Time
1		18.909	32.860	27.877		181,8	9:50'02.266
2	36.634	18.372	32.062	27.402	1'54.470	183,7	9:51'56.736
3	36.463	18.293	30.965	27.235	1'52.956	183,1	9:53'49.692
4	36.151	18.412	30.832	27.124	1'52.519	184,6	9:55'42.211
5	36.218	18.264	30.779	27.158	1'52.419	184,6	9:57'34.630
6	36.291	18.601	31.405	37.736	2'04.033P	184,3	9:59'38.663
7	1'39.089	19.554	33.187	26.895	2'58.725P	161,0	10:02'37.388
8	36.667	18.733	31.502	26.833	1'53.735	175,9	10:04'31.123
9	35.687	17.925	30.534	26.501	1'50.647	190,1	10:06'21.770
10	35.992	18.269	31.156	27.399	1'52.816	191,2	10:08'14.586

14° 2 I. GARCIA ABELLA [1'50.258]							
Lap	Seg.1	Seg.2	Seg.3	Seg.4	Lap Time	km/h	Local Time
1		19.584	34.239	31.056		176,2	9:51'13.418
2	36.846	18.366	30.741	26.408	1'52.361	191,5	9:53'05.779
3	38.204	18.697	34.563	27.328	1'58.792	185,2	9:55'04.571
4	35.658	18.105	30.574	26.398	1'50.735	190,1	9:56'55.306
5	37.906	18.389	34.223	26.727	1'57.245	181,5	9:58'52.551
6	35.690	18.191	32.008	27.751	1'53.640	188,5	10:00'46.191
7	35.682	17.820	31.020	26.167	1'50.689	193,2	10:02'36.880
8	40.140	17.758	30.476	26.553	1'54.927	195,3	10:04'31.807
9	35.732	18.027	32.502	26.832	1'53.093	191,8	10:06'24.900
10	35.731	17.838	30.613	26.076	1'50.258	191,8	10:08'15.158

19° 64 H. DE CANCELLIS [1'50.702]							
Lap	Seg.1	Seg.2	Seg.3	Seg.4	Lap Time	km/h	Local Time
1		21.537	33.945	32.101		151,5	9:50'35.137
2	37.284	18.129	31.111	27.272	1'53.796	190,1	9:52'28.933
3	38.116	24.283	30.867	27.199	2'00.465	119,1	9:54'29.398
4	36.044	18.243	30.865	27.352	1'52.504	185,6	9:56'21.902
5	42.488	18.212	31.263	35.717	2'07.680P	190,1	9:58'29.582
6	2'47.132	24.330	32.093	27.765	4'11.320P	122,6	10:02'40.902
7	35.931	17.849	30.462	26.460	1'50.702	193,9	10:04'31.604
8	35.778	18.051	30.573	26.476	1'50.878	188,5	10:06'22.482
9	37.206	18.707	30.663	26.591	1'53.167	181,8	10:08'15.649

15° 43 H. KHOURI [1'50.307]							
Lap	Seg.1	Seg.2	Seg.3	Seg.4	Lap Time	km/h	Local Time
1		18.517	33.699	29.637		186,9	9:51'12.473
2	36.916	18.261	30.595	27.048	1'52.820	183,7	9:53'05.293
3	35.938	18.415	30.977	29.947	1'55.277	182,4	9:55'00.570
4	35.931	18.234	30.706	27.214	1'52.085	182,4	9:56'52.655
5	38.707	18.400	30.847	27.745	1'55.699	183,7	9:58'48.354
6	41.611	18.153	30.530	26.349	1'56.643	184,0	10:00'44.997

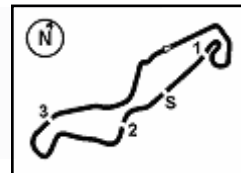
20° 85 K. SABATUCCI [1'50.713]							
Lap	Seg.1	Seg.2	Seg.3	Seg.4	Lap Time	km/h	Local Time
1		18.627	34.134	36.231		181,2	9:51'20.017
2	36.327	18.404	30.523	26.365	1'51.619	183,1	9:53'11.636
3	36.171	18.382	30.966	27.184	1'52.703	181,2	9:55'04.339
4	35.570	18.233	31.367	26.964	1'52.134	182,7	9:56'56.473

23/04/2022 P = Pits In/Out - C = Lap Time Cancelled

These data/results cannot be reproduced, stored and/or transmitted in whole or in part by any manner of electronic, mechanical, photocopying, recording, broadcasting or otherwise now known or herein after developed without the previous express consent by the copyright owner, except for reproduction in daily press and regular printed publications on sale to the public within 60 days of the event related to those data/results and always provided that copyright symbol appears together as follows below.

© DORNA WSBK ORGANIZATION Srl 2022





Motul Dutch Round, 22-24 April 2022
Chronological Analysis Tissot Superpole

Lap	Seg1	Seg2	Seg3	Seg4	Lap Time	km/h	Local Time
5	36.315	19.093	35.024	26.623	1'57.055	170,6	9:58'53.528
6	36.011	18.224	30.283	26.195	1'50.713	180,3	10:00'44.241
7	35.969	18.145	34.050	27.573	1'55.737	184,6	10:02'39.978
8	35.768	18.058	30.756	27.573	1'52.155	185,9	10:04'32.133
9	35.798	18.064	30.427	26.542	1'50.831	186,2	10:06'22.964
10	35.800	18.194	30.376	26.697	1'51.067	182,4	10:08'14.031

21° 87 T. KAWAKAMI [1'50.895]							
Lap	Seg1	Seg2	Seg3	Seg4	Lap Time	km/h	Local Time
1		19.199	39.930	33.409		183,1	9:51'14.200
2	36.287	17.999	30.403	26.206	1'50.895	191,5	9:53'05.095
3	40.387	18.365	32.922	26.494	1'58.168	183,1	9:55'03.263
4	41.138	18.351	30.416	26.629	1'56.534	183,4	9:56'59.797
5	36.124	18.101	30.472	26.701	1'51.398	188,5	9:58'51.195

27° 69 T. ALBERTO [1'52.732]							
Lap	Seg1	Seg2	Seg3	Seg4	Lap Time	km/h	Local Time
1						19.268	39.270
2	37.010	18.015	30.998	26.709	1'52.732	188,5	9:53'05.478

22° 93 M. GAGGI [1'50.983]							
Lap	Seg1	Seg2	Seg3	Seg4	Lap Time	km/h	Local Time
1		19.953	34.334	32.100		169,3	9:50'34.181
2	37.373	18.599	31.532	30.301	1'57.805	183,1	9:52'31.986
3	36.853	18.289	30.848	31.238	1'57.228	184,6	9:54'29.214
4	36.354	18.178	30.875	27.187	1'52.594	188,2	9:56'21.808
5	40.418	18.143	30.956	27.222	1'56.739	186,2	9:58'18.547
6	35.983	18.144	30.875	36.850	2'01.852P	184,3	10:00'20.399
7	59.308	19.365	32.875	29.438	2'20.986P	173,9	10:02'41.385
8	35.867	18.075	30.648	26.910	1'51.500	190,8	10:04'32.885
9	36.025	18.055	30.637	26.437	1'51.154	186,5	10:06'24.039
10	35.966	17.981	30.521	26.515	1'50.983	185,6	10:08'15.022

28° 78 T. MOLENAAR [1'53.000]							
Lap	Seg1	Seg2	Seg3	Seg4	Lap Time	km/h	Local Time
1						18.590	32.074
2	38.911	18.166	31.571	27.447	1'56.095	190,1	9:52'29.283
3	37.618	18.745	32.652	27.880	1'56.895	184,3	9:54'26.178
4	36.272	19.338	32.978	27.621	1'56.209	185,6	9:56'22.387
5	36.305	18.487	30.808	27.400	1'53.000	185,2	9:58'15.387
6	36.516	18.556	31.801	35.738	2'02.611P	185,6	10:00'17.998
7	2'53.225	18.421	30.779	27.432	4'09.857P	184,6	10:04'27.855
8	36.116	18.330	31.061	27.775	1'53.282	185,2	10:06'21.137
9	36.303	18.181	31.360	27.725	1'53.569	189,1	10:08'14.706

23° 4 S. DOORNENBAL [1'51.287]							
Lap	Seg1	Seg2	Seg3	Seg4	Lap Time	km/h	Local Time
1		18.863	36.584	35.655		186,2	9:51'18.895
2	36.339	18.349	31.087	26.473	1'52.248	187,2	9:53'11.143
3	36.239	18.551	31.043	26.759	1'52.592	186,2	9:55'03.735
4	35.808	18.271	30.848	26.779	1'51.706	187,8	9:56'55.441
5	40.633	18.296	31.453	26.594	1'56.976	188,2	9:58'52.417
6	35.664	18.182	30.694	26.946	1'51.486	185,2	10:00'43.903
7	36.216	19.109	35.197	28.426	1'58.948	175,0	10:02'42.851
8	35.743	17.996	30.927	26.621	1'51.287	190,1	10:04'34.138
9	37.079	18.382	31.683	29.618	1'56.762	186,9	10:06'30.900
10	36.059	18.206	33.144	27.295	1'54.704	188,5	10:08'25.604

29° 27 A. DIAZ [1'53.141]							
Lap	Seg1	Seg2	Seg3	Seg4	Lap Time	km/h	Local Time
1						18.279	33.636
2	36.690	18.215	31.086	27.150	1'53.141	186,2	9:53'05.090
3	44.104	18.889	31.055	26.620	2'00.668	185,6	9:55'05.758

30° 10 D. CONTE [1'53.875]							
Lap	Seg1	Seg2	Seg3	Seg4	Lap Time	km/h	Local Time
1		20.335	39.284	30.903		174,2	9:50'20.631
2	37.584	18.697	31.597	28.039	1'55.917	183,1	9:52'16.548
3	40.430	20.057	39.360	27.956	2'07.803	174,2	9:54'24.351
4	37.186	20.060	33.074	28.286	1'58.606	182,4	9:56'22.957
5	36.858	18.379	31.618	27.020	1'53.875	184,3	9:58'16.832
6	36.605	18.495	31.513	27.586	1'54.199	182,1	10:00'11.031
7	37.781	19.291	32.706	35.607	2'05.385P	178,8	10:02'16.416
8	2'39.595	19.427	35.103	28.652	4'02.777P	174,8	10:06'19.193
9	37.248	18.500	31.096	28.302	1'55.146	180,9	10:08'14.339

24° 59 A. ZANCA [1'51.301]							
Lap	Seg1	Seg2	Seg3	Seg4	Lap Time	km/h	Local Time
1		18.979	36.022	29.871		184,6	9:51'12.406
2	37.220	18.336	31.500	26.755	1'53.811	185,9	9:53'06.217
3	36.720	19.271	32.778	26.978	1'55.747	182,7	9:55'01.964
4	35.945	18.377	30.338	27.029	1'51.689	183,1	9:56'53.653
5	40.651	18.365	32.332	27.270	1'58.618	185,6	9:58'52.271
6	36.281	18.372	30.501	26.674	1'51.828	180,6	10:00'44.099
7	36.334	18.155	34.206	27.477	1'56.172	189,1	10:02'40.271
8	36.200	18.021	30.371	26.709	1'51.301	190,8	10:04'31.572
9	36.510	18.028	30.416	26.726	1'51.680	190,1	10:06'23.252
10	36.010	18.176	30.615	26.842	1'51.643	190,5	10:08'14.895

31° 18 I. OFFER [1'54.429]							
Lap	Seg1	Seg2	Seg3	Seg4	Lap Time	km/h	Local Time
1						20.211	33.791
2	39.186	18.706	31.839	29.720	1'59.451	184,6	9:52'32.974
3	37.775	18.781	31.964	28.346	1'56.866	181,5	9:54'29.840
4	36.870	19.561	32.349	28.001	1'56.781	179,7	9:56'26.621
5	37.400	18.777	31.392	28.094	1'55.663	181,8	9:58'22.284
6	37.281	18.676	32.131	38.540	2'06.628P	181,2	10:00'28.912
7	58.102	18.683	31.675	28.113	2'16.573P	183,1	10:02'45.485
8	36.595	18.614	31.250	27.970	1'54.429	181,5	10:04'39.914
9	36.634	18.630	31.549	28.154	1'54.967	180,0	10:06'34.881

25° 28 L. LEHMANN [1'52.350]							
Lap	Seg1	Seg2	Seg3	Seg4	Lap Time	km/h	Local Time
1		18.553	32.914	28.712		186,5	9:51'09.777
2	36.595	18.028	30.353	27.374	1'52.350	186,2	9:53'02.127

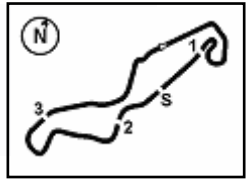
26° 88 D. MOGEDA [1'52.489]							
Lap	Seg1	Seg2	Seg3	Seg4	Lap Time	km/h	Local Time
1							
2							

23/04/2022 P = Pits In/Out - C = Lap Time Cancelled

These data/results cannot be reproduced, stored and/or transmitted in whole or in part by any manner of electronic, mechanical, photocopying, recording, broadcasting or otherwise now known or herein after developed without the previous express consent by the copyright owner, except for reproduction in daily press and regular printed publications on sale to the public within 60 days of the event related to those data/results and always provided that copyright symbol appears together as follows below.

© DORNA WSBK ORGANIZATION Srl 2022





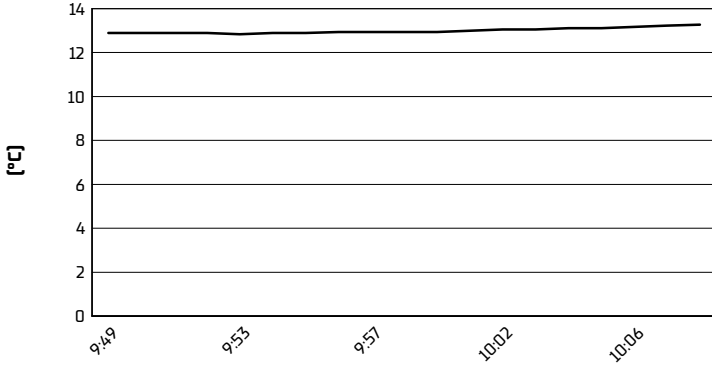
TT Circuit Assen 4.542 m

Motul Dutch Round, 22-24 April 2022

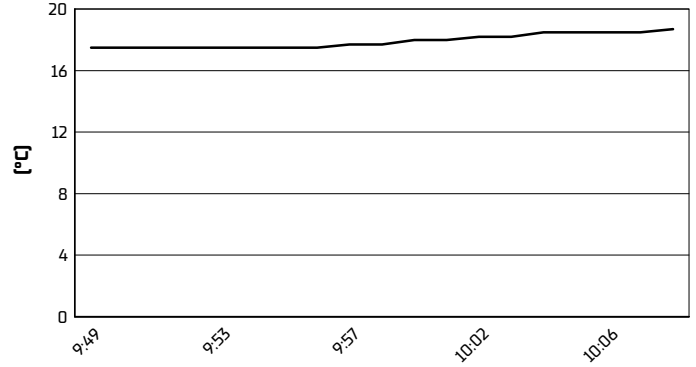
Weather Report Tissot Superpole

Session started 09:48 - Session ended 10:16

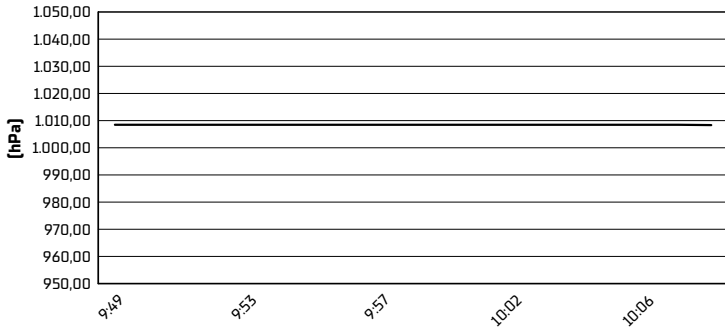
Air Temperature



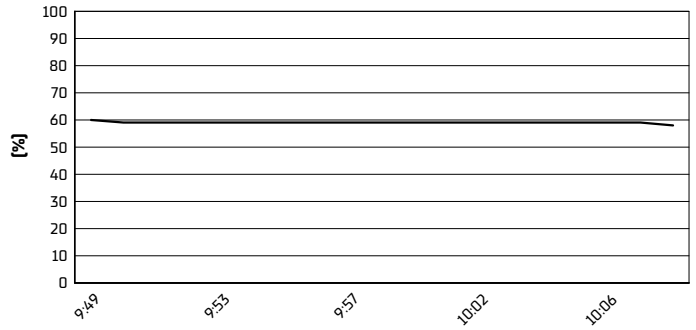
Track Temperature



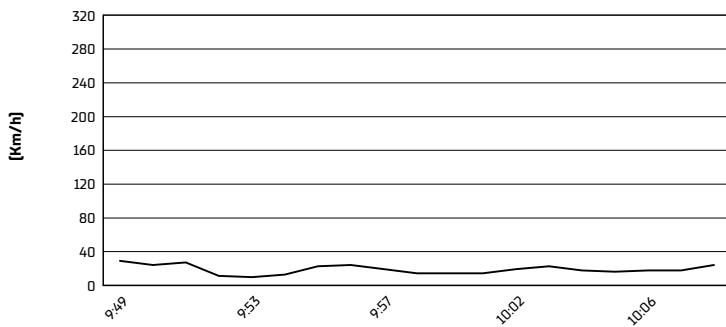
Air Pressure



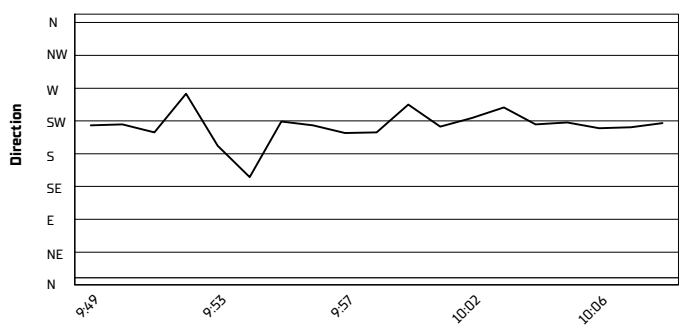
Humidity



Wind Speed



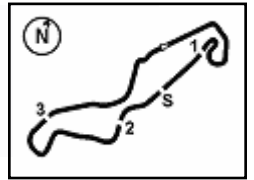
Wind Direction



23/04/2022

These data/results cannot be reproduced, stored and/or transmitted in whole or in part by any manner of electronic, mechanical, photocopying, recording, broadcasting or otherwise now known or herein after developed without the previous express consent by the copyright owner, except for reproduction in daily press and regular printed publications on sale to the public within 60 days of the event related to those data/results and always provided that copyright symbol appears together as follows below.

© DORNA WSBK ORGANIZATION Srl 2022



TT Circuit Assen 4.542 m

Motul Dutch Round, 22-24 April 2022
Tissot Superpole Ranking

	2019	2020	2021	2022
01 Aragon	Gonzalez [Esp] Kaw 2'06.938 [144,0 Km/h]	Buis [Ned] Kaw 2'05.739 [145,4 Km/h]	Kawakami [Bra] Yam 2'06.498 [144,5 Km/h]	Garcia [Esp] Yam 2'06.908 [144,0 Km/h]
02 Assen	Hendra Pratama [Ina] Yam 1'51.475 [146,7 Km/h]		Steeaman [Ned] Ktm 1'48.767 [150,3 Km/h]	Steeaman [Ned] Kaw 1'48.961 [150,1 Km/h]
03 Estoril		Kalinin [Ukr] Kaw 1'50.798 [135,9 Km/h]		
04 Misano	Gonzalez [Esp] Kaw 1'49.646 [138,8 Km/h]		Sofuoglu [Tur] Yam 1'49.073 [139,5 Km/h]	
05 Most			Steeaman [Ned] Ktm 1'46.871 [141,9 Km/h]	
06 Magny-Cours	Deroue [Ned] Kaw 2'01.155 [131,1 Km/h]	Booth-Amos [Gbr] Kaw 2'05.312 [126,7 Km/h]	Huertas [Esp] Kaw 1'52.918 [140,6 Km/h]	
07 Barcelona		Booth-Amos [Gbr] Kaw 1'56.227 [143,3 Km/h]	Iglesias [Esp] Kaw 1'55.451 [144,3 Km/h]	
08 Portimao	Gonzalez [Esp] Kaw 1'55.345 [143,3 Km/h]	Okaya [Jpn] Kaw 1'56.406 [142,0 Km/h]	Huertas [Esp] Kaw 1'55.466 [143,2 Km/h]	

2022

- 1 V. Steeman
- 1 M. Garcia

ALL TIMES

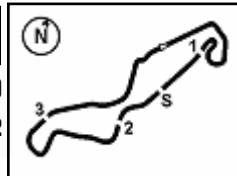
- 5 M. Perez
- 4 V. Steeman
- 3 A. Carrasco
- 3 A. Coppola
- 3 S. Deroue
- 3 M. Gonzalez
- 3 G. Hendra Pratama
- 3 A. Huertas
- 2 T. Booth-Amos
- 2 M. Garcia
- 2 T. Kawakami
- 2 B. Sofuoglu
- 1 J. Buis
- 1 T. Edwards
- 1 I. Iglesias
- 1 N. Kalinin
- 1 M. Kawakami
- 1 A. Muel
- 1 Y. Okaya

- 1 B. Sanchez

23/04/2022

These data/results cannot be reproduced, stored and/or transmitted in whole or in part by any manner of electronic, mechanical, photocopying, recording, broadcasting or otherwise now known or herein after developed without the previous express consent by the copyright owner, except for reproduction in daily press and regular printed publications on sale to the public within 60 days of the event related to those data/results and always provided that copyright symbol appears together as follows below.

© DORNA WSBK ORGANIZATION Srl 2022



Motul Dutch Round, 22-24 April 2022
Tissot Superpole Award

TT Circuit Assen 4.542 m

	Points	Points From First	Points From Previous	April 10 ARAGON	April 24 ASSEN	May 22 ESTORIL	June 12 MISANO	July 12 MOST	September 11 MAGNY-COURS	September 25 BARCELONA	October 9 PORTIMAO									
1 STEEMAN Victor (NED)	18			6	12															
2 IGLESIAS Inigo (ESP)	16	2		9	7															
3 GARCIA Marc (ESP)	14	4	2	12	2															
4 DI SORA Samuel (FRA)	9	9	5		9															
5 DIAZ Alvaro (ESP)	7	11	2	7																
6 IERACI Bruno (ITA)	6	12	1		6															
7 GEIGER Dirk (GER)	6	12	0	2	4															
8 VANNUCCI Matteo (ITA)	5	13	1		5															
9 OKAYA Yuta (JPN)	5	13	0	5																
10 DE CANCELLIS Hugo (FRA)	4	14	1	4																
11 SVOBODA Petr (CZE)	3	15	1		3															
12 GAGGI Marco (ITA)	3	15	0	3																
13 SEABRIGHT Fenton (GBR)	1	17	2		1															
14 BIJMAN Ruben (NED)	1	17	0	1																

23/04/2022 Odd points columns: Tissot Superpole Even points columns: Tissot Superpole Race

These data/results cannot be reproduced, stored and/or transmitted in whole or in part by any manner of electronic, mechanical, photocopying, recording, broadcasting or otherwise now known or herein after developed without the previous express consent by the copyright owner, except for reproduction in daily press and regular printed publications on sale to the public within 60 days of the event related to those data/results and always provided that copyright symbol appears together as follows below.

© DORNA WSBK ORGANIZATION Srl 2022