

Pirelli Portuguese Round, 7-9 October 2022

Chronological Analysis Race 1

Portimao 4.592 m

Start at 15:15'38.929

1 / 4

1° 1.T. RAZGATLIOGLU [1'40.328]							
Lap	Seg1	Seg2	Seg3	Seg4	Lap Time	km/h	Local Time
1		30.177	21.079	17.722	1'42.168	179,7	15:17'21.097
2	31.750	30.004	21.193	17.871	1'40.818	307,0	15:19'01.915
3	31.584	29.926	21.068	17.750	1'40.328	314,1	15:20'42.243
4	31.682	29.975	21.052	17.822	1'40.531	315,9	15:22'22.774
5	31.955	29.972	21.190	17.821	1'40.938	311,4	15:24'03.712
6	31.819	30.074	21.133	17.980	1'41.006	316,8	15:25'44.718
7	31.841	30.026	21.144	17.852	1'40.863	313,2	15:27'25.581
8	31.767	30.080	21.183	17.878	1'40.908	313,2	15:29'06.489
9	31.769	30.003	21.178	17.922	1'40.872	314,1	15:30'47.361
10	31.654	30.081	21.183	17.840	1'40.758	315,9	15:32'28.119
11	31.719	29.975	21.165	17.927	1'40.786	315,0	15:34'08.905
12	31.760	29.962	21.205	17.871	1'40.798	315,0	15:35'49.703
13	31.814	30.200	21.312	17.900	1'41.226	315,9	15:37'30.929
14	32.059	30.177	21.200	18.013	1'41.449	312,3	15:39'12.378
Race Time 23'33.449							

10	31.780	30.314	21.192	17.797	1'41.083	312,3	15:32'30.399
11	31.975	30.256	21.358	17.913	1'41.502	305,2	15:34'11.901
12	31.925	30.219	21.329	17.892	1'41.365	309,6	15:35'53.266
13	32.298	30.459	21.328	17.954	1'42.039	307,8	15:37'35.305
14	31.915	30.402	21.320	17.907	1'41.544	307,8	15:39'16.849
Race Time 23'37.920							

2° 19 A. BAUTISTA [1'40.561]							
Lap	Seg1	Seg2	Seg3	Seg4	Lap Time	km/h	Local Time
1		30.279	21.353	17.430	1'42.823	184,3	15:17'21.752
2	32.068	30.124	21.219	17.531	1'40.942	297,7	15:19'02.694
3	31.820	30.049	21.288	17.490	1'40.647	298,5	15:20'43.341
4	31.719	30.101	21.237	17.504	1'40.561	303,5	15:22'23.902
5	31.750	30.035	21.277	17.577	1'40.639	303,5	15:24'04.541
6	31.932	30.073	21.350	17.584	1'40.939	299,3	15:25'45.480
7	32.049	30.165	21.309	17.530	1'41.053	290,5	15:27'26.533
8	31.956	30.017	21.329	17.643	1'40.945	307,8	15:29'07.478
9	31.736	29.975	21.282	17.623	1'40.616	306,1	15:30'48.094
10	31.789	30.075	21.229	17.592	1'40.685	296,9	15:32'28.779
11	32.527	29.970	21.277	17.616	1'41.390	314,1	15:34'10.169
12	31.967	30.069	21.262	17.651	1'40.949	302,7	15:35'51.118
13	31.872	30.166	21.321	17.555	1'40.914	306,1	15:37'32.032
14	31.935	30.028	21.385	17.655	1'41.003	302,7	15:39'13.035
Race Time 23'34.106							

5° 22 A. LOWES [1'40.728]								
Lap	Seg1	Seg2	Seg3	Seg4	Lap Time	km/h	Local Time	
1			29.944	21.059	17.673	1'41.844	177,9	15:17'20.773
2	32.607	30.411	21.088	17.661	1'41.767	310,5	15:19'02.540	
3	32.277	30.041	21.181	17.643	1'41.142	297,7	15:20'43.682	
4	31.917	30.082	21.176	17.672	1'40.847	298,5	15:22'24.529	
5	31.786	30.028	21.160	17.754	1'40.728	301,8	15:24'05.257	
6	32.019	30.039	21.139	17.716	1'40.913	305,2	15:25'46.170	
7	31.905	30.034	21.246	17.775	1'40.960	304,4	15:27'27.130	
8	32.005	30.136	21.227	17.796	1'41.164	307,8	15:29'08.294	
9	32.053	30.120	21.180	17.822	1'41.175	298,5	15:30'49.469	
10	32.047	30.208	21.224	17.818	1'41.297	301,0	15:32'30.766	
11	32.043	30.088	21.470	17.848	1'41.449	302,7	15:34'12.215	
12	31.980	29.999	21.309	17.870	1'41.158	299,3	15:35'53.373	
13	32.165	30.628	21.321	17.893	1'42.007	292,9	15:37'35.380	
14	32.204	30.121	21.434	17.801	1'41.560	298,5	15:39'16.940	
Race Time 23'38.011								

3° 65 J. REA [1'40.604]							
Lap	Seg1	Seg2	Seg3	Seg4	Lap Time	km/h	Local Time
1		29.993	21.092	17.738	1'41.621	175,1	15:17'20.550
2	31.811	29.983	21.019	17.791	1'40.604	314,1	15:19'01.154
3	31.734	29.974	21.113	17.785	1'40.606	315,9	15:20'41.760
4	31.751	30.201	21.070	17.834	1'40.856	313,2	15:22'22.616
5	31.818	30.059	21.209	17.878	1'40.964	314,1	15:24'03.580
6	32.386	30.079	21.116	17.726	1'41.307	314,1	15:25'44.887
7	31.916	30.066	21.210	17.726	1'40.918	308,7	15:27'25.805
8	31.820	30.032	21.204	17.784	1'40.840	311,4	15:29'06.645
9	31.978	30.159	21.259	17.813	1'41.209	311,4	15:30'47.854
10	31.741	30.191	21.181	17.861	1'40.974	311,4	15:32'28.828
11	31.974	30.222	21.261	17.938	1'41.395	312,3	15:34'10.223
12	32.221	30.117	21.303	17.935	1'41.576	307,0	15:35'51.799
13	32.016	30.231	21.305	17.945	1'41.497	312,3	15:37'33.296
14	32.072	30.399	21.443	18.200	1'42.114	314,1	15:39'15.410
Race Time 23'36.481							

6° 55 A. LOCATELLI [1'41.015]								
Lap	Seg1	Seg2	Seg3	Seg4	Lap Time	km/h	Local Time	
1			30.132	21.295	17.662	1'43.199	183,4	15:17'22.128
2	32.228	30.137	21.253	17.697	1'41.315	297,7	15:19'03.443	
3	32.063	30.205	21.373	17.723	1'41.364	301,8	15:20'44.807	
4	32.003	30.049	21.216	17.747	1'41.015	297,7	15:22'25.822	
5	31.977	30.115	21.289	17.830	1'41.211	307,8	15:24'07.033	
6	32.035	30.096	21.271	17.900	1'41.302	308,7	15:25'48.335	
7	31.929	30.242	21.305	17.915	1'41.391	310,5	15:27'29.726	
8	31.944	30.187	21.324	17.923	1'41.378	307,0	15:29'11.104	
9	32.055	30.175	21.442	17.941	1'41.613	309,6	15:30'52.717	
10	32.056	30.204	21.341	17.866	1'41.467	308,7	15:32'34.184	
11	32.044	30.191	21.366	17.888	1'41.489	307,0	15:34'15.673	
12	32.135	30.296	21.394	17.970	1'41.795	307,8	15:35'57.468	
13	32.117	30.230	21.369	17.934	1'41.650	309,6	15:37'39.118	
14	32.277	30.348	21.421	18.019	1'42.065	305,2	15:39'21.183	
Race Time 23'42.254								

4° 47 A. BASSANI [1'40.398]							
Lap	Seg1	Seg2	Seg3	Seg4	Lap Time	km/h	Local Time
1		30.266	21.121	17.646	1'42.529	188,8	15:17'21.458
2	31.940	30.214	21.078	17.690	1'40.922	301,8	15:19'02.380
3	31.615	30.088	21.049	17.646	1'40.398	309,6	15:20'42.778
4	31.628	30.130	21.045	17.682	1'40.485	307,0	15:22'23.263
5	31.766	30.178	21.184	17.765	1'40.893	308,7	15:24'04.156
6	31.962	30.263	21.283	17.754	1'41.262	304,4	15:25'45.418
7	31.863	30.267	21.186	17.694	1'41.010	306,1	15:27'26.428
8	32.315	30.302	21.307	17.720	1'41.644	294,5	15:29'08.072
9	31.968	30.169	21.295	17.812	1'41.244	307,8	15:30'49.316

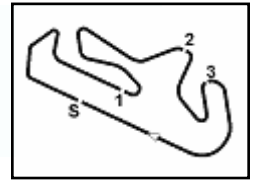
7° 21 M. RINALDI [1'41.267]								
Lap	Seg1	Seg2	Seg3	Seg4	Lap Time	km/h	Local Time	
1			30.230	21.320	17.716	1'43.949	192,5	15:17'22.878
2	32.034	30.096	21.432	17.705	1'41.267	302,7	15:19'04.145	
3	32.145	30.192	21.346	17.740	1'41.423	301,8	15:20'45.568	
4	32.147	30.190	21.388	17.707	1'41.432	292,1	15:22'27.000	
5	32.094	30.255	21.443	17.746	1'41.538	305,2	15:24'08.538	
6	32.173	30.246	21.510	17.761	1'41.690	306,1	15:25'50.228	
7	32.112	30.296	21.454	17.791	1'41.653	299,3	15:27'31.881	
8	32.128	30.271	21.480	17.727	1'41.606	296,1	15:29'13.487	
9	32.081	30.143	21.627	17.794	1'41.645	297,7	15:30'55.132	
10	32.027	30.263	21.536	17.716	1'41.542	298,5	15:32'36.674	
11	32.070	30.558	21.645	17.789	1'42.062	301,8	15:34'18.736	
12	32.195	30.426	21.441	17.825	1'41.887	308,7	15:36'00.623	
13	32.236	30.318	21.570	17.754	1'41.878	299,3	15:37'42.501	
14	32.203	30.477	21.765	18.046	1'42.491	297,7	15:39'24.992	
Race Time 23'46.063								

8° 97 X. VIERGE [1'41.346]								
Lap	Seg1	Seg2	Seg3	Seg4	Lap Time	km/h	Local Time	
1			30.590	21.422	17.615	1'44.630	194,5	15:17'23.559
2	32.025	30.346	21.354	17.621	1'41.346	301,0	15:19'04.905	
3	32.407	30.463	21.412	17.720	1'42.002	304,4	15:20'46.907	

08/10/2022 P = Pits In/Out - C = Lap Time Cancelled

These data/results cannot be reproduced, stored and/or transmitted in whole or in part by any manner of electronic, mechanical, photocopying, recording, broadcasting or otherwise now known or herein after developed without the previous express consent by the copyright owner, except for reproduction in daily press and regular printed publications on sale to the public within 60 days of the event related to those data/results and always provided that copyright symbol appears together as follows below.

© DORNA WSBK ORGANIZATION Srl 2022



Portimao 4.592 m

Pirelli Portuguese Round, 7-9 October 2022

Chronological Analysis Race 1

Start at 15:15'38.929

2 / 4

Lap	Seg1	Seg2	Seg3	Seg4	Lap Time	km/h	Local Time
4	32.237	30.514	21.478	17.563	1'41.792	295,3	15:22'28.699
5	32.300	30.541	21.436	17.727	1'42.004	293,7	15:24'10.703
6	32.235	30.580	21.421	17.709	1'41.945	301,0	15:25'52.648
7	32.184	30.487	21.436	17.685	1'41.792	307,0	15:27'34.440
8	32.054	30.478	21.491	17.796	1'41.819	309,6	15:29'16.259
9	32.146	30.544	21.511	17.722	1'41.923	307,8	15:30'58.182
10	32.232	30.593	21.556	17.732	1'42.113	309,6	15:32'40.295
11	32.199	30.669	21.612	17.741	1'42.221	306,1	15:34'22.516
12	32.302	30.752	21.535	17.824	1'42.413	307,0	15:36'04.929
13	32.224	30.630	21.596	17.807	1'42.257	308,7	15:37'47.186
14	32.159	30.843	21.635	17.845	1'42.482	312,3	15:39'29.668

Race Time 23'50.739

12°		5 P. OETTL (1'41.656)						
Lap	Seg1	Seg2	Seg3	Seg4	Lap Time	km/h	Local Time	
1			30.579	21.647	17.799	1'45.209	194,9	15:17'24.138
2	35.788	30.325	21.607	17.628	1'45.348	313,2	15:19'09.486	
3	32.557	30.556	21.754	17.682	1'42.549	284,4	15:20'52.035	
4	32.653	30.530	21.802	17.732	1'42.717	282,2	15:22'34.752	
5	32.410	30.224	21.551	17.829	1'42.014	293,7	15:24'16.766	
6	32.774	30.339	21.688	17.688	1'42.489	304,4	15:25'59.255	
7	32.399	30.461	21.590	17.719	1'42.169	296,1	15:27'41.424	
8	32.188	30.347	21.545	17.657	1'41.737	306,1	15:29'23.161	
9	32.255	30.359	21.618	17.728	1'41.960	305,2	15:31'05.121	
10	32.164	30.431	21.517	17.704	1'41.816	307,0	15:32'46.937	
11	32.184	30.234	21.587	17.651	1'41.656	305,2	15:34'28.593	
12	32.101	30.338	21.580	17.695	1'41.714	303,5	15:36'10.307	
13	32.217	30.344	21.486	17.660	1'41.707	301,0	15:37'52.014	
14	32.354	30.463	21.521	17.654	1'41.992	285,2	15:39'34.006	

Race Time 23'55.077

9°		76 L. BAZ (1'41.352)						
Lap	Seg1	Seg2	Seg3	Seg4	Lap Time	km/h	Local Time	
1		30.244	21.248	17.724	1'44.102	184,3	15:17'23.033	
2	32.191	30.155	21.255	17.751	1'41.352	307,0	15:19'04.381	
3	32.580	30.223	21.355	18.029	1'42.187	305,2	15:20'46.570	
4	32.270	30.265	21.514	17.872	1'41.921	305,2	15:22'28.491	
5	32.226	30.355	21.389	17.954	1'41.924	309,6	15:24'10.415	
6	32.235	30.475	21.489	17.976	1'42.175	304,4	15:25'52.590	
7	32.403	30.526	21.464	17.815	1'42.208	294,5	15:27'34.798	
8	32.059	30.428	21.452	17.872	1'41.811	299,3	15:29'16.609	
9	32.109	30.441	21.520	17.855	1'41.925	304,4	15:30'58.534	
10	32.262	30.494	21.583	17.881	1'42.220	303,5	15:32'40.754	
11	32.122	30.483	21.548	17.891	1'42.044	301,8	15:34'22.798	
12	32.150	31.193	21.439	17.802	1'42.584	306,1	15:36'05.382	
13	32.179	30.500	21.584	17.903	1'42.166	305,2	15:37'47.548	
14	32.125	30.661	21.686	17.808	1'42.280	306,1	15:39'29.828	

Race Time 23'50.899

13°		44 L. MAHIAS (1'41.804)						
Lap	Seg1	Seg2	Seg3	Seg4	Lap Time	km/h	Local Time	
1		30.811	21.479	17.938	1'45.767	197,4	15:17'24.696	
2	32.933	30.400	21.452	17.656	1'42.441	292,1	15:19'07.137	
3	32.670	30.232	21.218	17.684	1'41.804	289,0	15:20'48.941	
4	33.037	30.432	21.380	17.798	1'42.647	286,7	15:22'31.588	
5	32.562	30.390	21.286	17.899	1'42.137	295,3	15:24'13.725	
6	32.438	30.358	21.330	17.944	1'42.070	297,7	15:25'55.795	
7	32.450	30.418	21.381	17.993	1'42.242	293,7	15:27'38.037	
8	32.317	30.382	21.433	18.127	1'42.259	301,0	15:29'20.296	
9	32.329	30.451	21.487	18.002	1'42.269	301,8	15:31'02.565	
10	32.461	30.500	21.416	18.040	1'42.417	303,5	15:32'44.982	
11	32.362	30.465	21.382	17.909	1'42.118	300,2	15:34'27.100	
12	32.471	30.420	21.383	17.914	1'42.188	300,2	15:36'09.288	
13	32.509	30.430	21.486	17.981	1'42.406	301,0	15:37'51.694	
14	33.442	30.589	21.756	17.869	1'43.656	295,3	15:39'35.350	

Race Time 23'56.421

10°		31 G. GERLOFF (1'41.541)						
Lap	Seg1	Seg2	Seg3	Seg4	Lap Time	km/h	Local Time	
1		30.653	21.602	18.084	1'45.602	191,4	15:17'24.531	
2	32.327	30.904	21.519	17.790	1'42.540	301,0	15:19'07.071	
3	32.232	30.324	21.335	17.855	1'41.746	301,0	15:20'48.817	
4	32.132	30.243	21.356	17.921	1'41.652	298,5	15:22'30.469	
5	32.150	30.445	21.351	17.930	1'41.876	305,2	15:24'12.345	
6	32.082	30.241	21.390	17.948	1'41.661	302,7	15:25'54.006	
7	32.059	30.344	21.360	17.895	1'41.658	301,8	15:27'35.664	
8	32.210	30.512	21.336	17.946	1'42.004	302,7	15:29'17.668	
9	32.073	30.245	21.280	17.943	1'41.541	308,7	15:30'59.209	
10	32.193	30.270	21.407	17.893	1'41.763	311,4	15:32'40.972	
11	32.331	30.270	21.526	17.980	1'42.107	294,5	15:34'23.079	
12	32.240	30.555	21.413	17.975	1'42.183	299,3	15:36'05.262	
13	32.110	30.538	21.625	17.978	1'42.251	306,1	15:37'47.513	
14	32.465	30.435	21.748	17.936	1'42.584	302,7	15:39'30.097	

Race Time 23'51.168

14°		60 M. VAN DER MARK (1'42.222)						
Lap	Seg1	Seg2	Seg3	Seg4	Lap Time	km/h	Local Time	
1			31.012	21.570	17.811	1'46.093	202,9	15:17'25.022
2	32.766	30.590	21.557	17.775	1'42.688	289,0	15:19'07.710	
3	32.877	30.600	21.561	17.864	1'42.902	297,7	15:20'50.612	
4	32.627	30.560	21.637	17.830	1'42.654	304,4	15:22'33.266	
5	32.667	30.568	21.628	17.913	1'42.776	306,1	15:24'16.042	
6	32.397	30.628	21.587	17.809	1'42.421	301,0	15:25'58.463	
7	32.273	30.615	21.573	17.855	1'42.316	299,3	15:27'40.779	
8	32.197	30.587	21.623	17.815	1'42.222	299,3	15:29'23.001	
9	32.537	30.635	21.535	17.746	1'42.453	300,2	15:31'05.454	
10	32.840	30.581	21.701	17.790	1'42.912	300,2	15:32'48.366	
11	32.292	30.703	21.640	17.852	1'42.487	301,8	15:34'30.853	
12	32.380	30.641	21.601	17.886	1'42.508	302,7	15:36'13.361	
13	32.281	30.644	21.479	17.888	1'42.292	300,2	15:37'55.653	
14	32.291	30.771	21.552	17.919	1'42.533	301,0	15:39'38.186	

Race Time 23'59.257

11°		71 I. LECUONA (1'41.504)						
Lap	Seg1	Seg2	Seg3	Seg4	Lap Time	km/h	Local Time	
1		30.796	21.499	18.044	1'45.686	188,1	15:17'24.615	
2	32.656	30.353	21.343	17.758	1'42.110	306,1	15:19'06.725	
3	32.337	30.310	21.284	17.769	1'41.700	307,0	15:20'48.425	
4	32.221	30.348	21.287	17.821	1'41.677	301,8	15:22'30.102	
5	32.325	30.410	21.256	17.842	1'41.833	301,0	15:24'11.935	
6	32.194	30.375	21.209	17.793	1'41.571	307,0	15:25'53.506	
7	32.226	30.444	21.345	17.817	1'41.832	306,1	15:27'35.338	
8	32.327	30.621	21.660	17.933	1'42.541	306,1	15:29'17.879	
9	34.279	30.506	23.444	17.838	1'46.067	303,5	15:31'03.946	
10	32.397	30.486	21.368	17.828	1'42.079	306,1	15:32'46.025	
11	32.309	30.256	21.244	17.695	1'41.504	295,3	15:34'27.529	
12	32.624	30.214	21.324	17.775	1'41.937	297,7	15:36'09.466	
13	32.605	30.434	21.434	17.818	1'42.291	303,5	15:37'51.757	
14	32.238	30.533	21.338	17.903	1'42.012	303,5	15:39'33.769	

Race Time 23'54.840

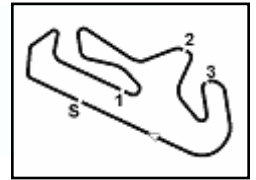
15°		50 E. LAVERTY (1'42.526)						
Lap	Seg1	Seg2	Seg3	Seg4	Lap Time	km/h	Local Time	
1			30.936	21.646	17.849	1'46.373	202,5	15:17'25.302
2	32.672	30.637	21.548	17.836	1'42.693	292,1	15:19'07.995	
3	33.008	30.625	21.530	17.855	1'43.018	289,0	15:20'51.013	
4	32.468	30.568	21.612	17.878	1'42.526	294,5	15:22'33.539	
5	32.568	30.714	21.520	18.015	1'42.817	293,7	15:24'16.356	
6	32.424	30.616	21.709	17.903	1'42.652	292,1	15:25'59.008	
7	32.410	30.587	21.847	17.886	1'42.730	294,5	15:27'41.738	
8	32.361	30.574	21.599	18.057	1'42.591	294,5	15:29'24.329	
9	32.505	30.769	21.654	17.971	1'42.899	291,3	15:31'07.228	
10	32.578	30.777	21.610	17.949	1'42.914	296,1	15:32'50.142	

08/10/2022

P = Pits In/Out - C = Lap Time Cancelled

These data/results cannot be reproduced, stored and/or transmitted in whole or in part by any manner of electronic, mechanical, photocopying, recording, broadcasting or otherwise now known or herein after developed without the previous express consent by the copyright owner, except for reproduction in daily press and regular printed publications on sale to the public within 60 days of the event related to those data/results and always provided that copyright symbol appears together as follows below.

© DORNA WSBK ORGANIZATION Srl 2022



Portimao 4.592 m

Pirelli Portuguese Round, 7-9 October 2022

Chronological Analysis Race 1

Start at 15:15'38.929

3 / 4

11	32.522	30.662	21.626	17.978	1'42.788	296,1	15:34'32.930
12	32.537	30.703	21.791	18.264	1'43.295	292,9	15:36'16.225
13	32.599	30.677	21.634	18.096	1'43.006	294,5	15:37'59.231
14	32.540	30.780	21.682	18.024	1'43.026	299,3	15:39'42.257
Race Time 24'03.328							

5	32.963	30.525	21.507	17.864	1'42.859	275,0	15:24'18.340
6	33.427	30.956	21.611	17.792	1'43.786	272,3	15:26'02.126
7	33.012	30.829	21.570	17.864	1'43.275	281,5	15:27'45.401
8	33.262	30.735	21.628	17.877	1'43.502	270,2	15:29'28.903
9	32.764	30.734	21.692	17.960	1'43.150	285,9	15:31'12.053
10	32.761	30.665	21.492	17.877	1'42.795	293,7	15:32'54.848
11	32.754	30.432	21.415	17.892	1'42.493	294,5	15:34'37.341
12	32.693	30.655	21.526	17.935	1'42.809	288,2	15:36'20.150
13	32.968	30.536	21.454	18.040	1'42.998	286,7	15:38'03.148
14	33.313	30.593	21.610	17.887	1'43.403	287,4	15:39'46.551
Race Time 24'07.622							

16° 2 R. TAMBURINI (1'42.079)							
Lap	Seg1	Seg2	Seg3	Seg4	Lap Time	km/h	Local Time
1		31.200	17.783	17.870	1'47.784	200,3	15:17'26.713
2	33.383	30.903	21.423	17.812	1'43.521	278,6	15:19'10.234
3	32.459	30.699	21.561	17.788	1'42.507	296,1	15:20'52.741
4	32.933	30.600	21.614	17.823	1'42.970	277,1	15:22'35.711
5	32.900	30.640	21.451	17.837	1'42.828	291,3	15:24'18.539
6	32.962	30.459	21.671	17.876	1'42.968	275,7	15:26'01.507
7	32.520	30.482	21.465	18.089	1'42.556	296,9	15:27'44.063
8	32.277	30.595	21.521	18.101	1'42.494	306,1	15:29'26.557
9	32.496	30.616	21.634	18.062	1'42.808	298,5	15:31'09.365
10	32.272	30.835	21.666	18.111	1'42.884	299,3	15:32'52.249
11	32.489	30.583	21.643	18.084	1'42.799	296,9	15:34'35.048
12	32.408	30.734	21.648	18.103	1'42.893	299,3	15:36'17.941
13	32.394	30.601	21.548	18.083	1'42.626	297,7	15:38'00.567
14	32.278	30.407	21.442	17.952	1'42.079	308,7	15:39'42.646
Race Time 24'03.717							

20° 3 K. NOZANE (1'42.871)							
Lap	Seg1	Seg2	Seg3	Seg4	Lap Time	km/h	Local Time
1		30.822	21.608	18.040	1'46.752	197,4	15:17'25.681
2	32.801	30.628	21.517	18.077	1'43.023	297,7	15:19'08.704
3	32.665	30.656	21.523	18.027	1'42.871	292,1	15:20'51.575
4	32.540	30.804	21.823	18.015	1'43.182	292,1	15:22'34.757
5	32.863	30.729	21.580	18.014	1'43.186	281,5	15:24'17.943
6	32.781	30.813	21.714	18.180	1'43.488	286,7	15:26'01.431
7	33.182	30.770	21.570	18.098	1'43.620	286,7	15:27'45.051
8	32.803	30.755	21.634	18.080	1'43.272	277,8	15:29'28.323
9	32.887	31.040	21.672	18.077	1'43.676	283,7	15:31'11.999
10	33.168	30.701	21.509	18.066	1'43.444	292,9	15:32'55.443
11	32.697	30.736	21.795	18.116	1'43.344	285,2	15:34'38.787
12	32.625	30.800	21.776	18.158	1'43.359	287,4	15:36'22.146
13	32.964	31.024	21.759	18.327	1'44.074	287,4	15:38'06.220
14	33.008	31.091	21.926	18.266	1'44.291	287,4	15:39'50.511
Race Time 24'11.582							

17° 29 L. BERNARDI (1'42.278)							
Lap	Seg1	Seg2	Seg3	Seg4	Lap Time	km/h	Local Time
1		31.055	21.588	17.931	1'47.146	204,8	15:17'26.075
2	32.754	30.601	21.475	17.994	1'42.824	288,2	15:19'08.899
3	32.669	30.717	21.778	17.925	1'43.089	284,4	15:20'51.988
4	33.957	30.712	21.548	17.953	1'44.170	290,5	15:22'36.158
5	32.665	30.742	21.649	18.020	1'43.076	281,5	15:24'19.234
6	32.600	30.661	21.537	17.918	1'42.716	287,4	15:26'01.950
7	32.841	30.815	21.562	17.924	1'43.142	277,8	15:27'45.092
8	32.359	30.735	21.493	18.038	1'42.625	290,5	15:29'27.717
9	32.627	30.752	21.566	17.945	1'42.890	306,1	15:31'10.607
10	32.646	30.660	21.481	17.985	1'42.772	300,2	15:32'53.379
11	32.434	30.727	21.537	17.954	1'42.652	294,5	15:34'36.031
12	32.354	30.698	21.560	17.946	1'42.558	292,1	15:36'18.589
13	32.369	30.537	21.566	17.958	1'42.430	296,1	15:38'01.019
14	32.374	30.518	21.445	17.941	1'42.278	291,3	15:39'43.297
Race Time 24'04.368							

21° 17 M. FRITZ (1'42.492)							
Lap	Seg1	Seg2	Seg3	Seg4	Lap Time	km/h	Local Time
1		31.009	21.508	17.873	1'47.289	201,4	15:17'26.218
2	32.842	30.630	21.554	17.910	1'42.936	289,0	15:19'09.154
3	32.663	30.593	21.458	17.778	1'42.492	281,5	15:20'51.646
4	32.800	30.610	21.483	17.991	1'42.884	283,7	15:22'34.530
5	33.395	30.604	21.647	17.925	1'43.571	289,7	15:24'18.101
6	32.800	30.739	21.790	18.074	1'43.403	280,7	15:26'01.504
7	32.793	30.869	21.441	18.051	1'43.154	286,7	15:27'44.658
8	33.762	30.704	21.581	18.161	1'44.208	295,3	15:29'28.866
9	33.004	30.822	21.638	17.989	1'43.453	278,6	15:31'12.319
10	33.031	30.768	21.567	17.935	1'43.301	272,3	15:32'55.620
11	32.864	30.680	21.674	18.032	1'43.250	271,6	15:34'38.870
12	32.869	30.530	21.912	18.027	1'43.338	271,6	15:36'22.208
13	32.912	31.202	21.790	18.172	1'44.076	280,7	15:38'06.284
14	33.109	31.048	21.521	18.101	1'43.779	284,4	15:39'50.063
Race Time 24'11.134 + 1.315Pen							

18° 45 S. REDDING (1'41.037)							
Lap	Seg1	Seg2	Seg3	Seg4	Lap Time	km/h	Local Time
1		30.184	21.330	17.623	1'43.345	186,8	15:17'22.274
2	31.858	30.172	21.229	17.778	1'41.037	305,2	15:19'03.311
3	31.933	30.333	21.321	17.800	1'41.387	303,5	15:20'44.698
4	32.078	30.513	21.275	17.743	1'41.609	299,3	15:22'26.307
5	31.904	30.276	21.394	17.844	1'41.418	302,7	15:24'07.725
6	32.010	30.309	21.938	17.790	1'42.047	306,1	15:25'49.772
7	31.968	30.415	21.474	17.836	1'41.693	299,3	15:27'31.465
8	31.992	30.360	21.470	17.871	1'41.693	303,5	15:29'13.158
9	31.846	30.312	21.462	17.831	1'41.451	304,4	15:30'54.609
10	32.070	30.479	21.488	17.870	1'41.907	300,2	15:32'36.516
11	31.955	30.645	21.605	17.904	1'42.109	301,0	15:34'18.625
12	32.084	30.364	21.491	17.898	1'41.837	301,0	15:36'00.462
13	32.023	30.233	21.586	17.894	1'41.736	310,5	15:37'42.198
14	31.998	52.410	21.674	17.883	2'03.965	301,0	15:39'46.163
Race Time 24'07.234							

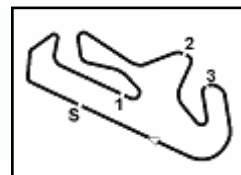
22° 23 C. PONSSON (1'43.215)							
Lap	Seg1	Seg2	Seg3	Seg4	Lap Time	km/h	Local Time
1		31.399	21.871	18.063	1'48.492	206,4	15:17'27.421
2	33.252	31.055	21.734	18.089	1'44.130	290,5	15:19'11.551
3	32.763	30.919	21.605	18.102	1'43.389	292,9	15:20'54.940
4	32.939	30.540	21.726	18.067	1'43.272	307,0	15:22'38.212
5	33.116	30.770	21.851	18.224	1'43.961	307,8	15:24'22.173
6	32.765	30.991	21.699	18.376	1'43.831	296,9	15:26'06.004
7	32.739	30.867	21.630	18.138	1'43.374	302,7	15:27'49.378
8	32.657	30.737	21.641	18.180	1'43.215	305,2	15:29'32.593
9	32.475	30.964	21.717	18.266	1'43.422	303,5	15:31'16.015
10	32.422	31.293	21.662	18.170	1'43.547	305,2	15:32'59.562
11	32.640	30.729	21.680	18.190	1'43.239	302,7	15:34'42.801
12	32.736	30.942	21.605	18.198	1'43.481	304,4	15:36'26.282
13	32.542	31.239	21.576	18.282	1'43.639	303,5	15:38'09.921
14	32.659	30.881	21.686	18.332	1'43.558	301,8	15:39'53.479
Race Time 24'14.550							

08/10/2022

P = Pits In/Out - C = Lap Time Cancelled

These data/results cannot be reproduced, stored and/or transmitted in whole or in part by any manner of electronic, mechanical, photocopying, recording, broadcasting or otherwise now known or herein after developed without the previous express consent by the copyright owner, except for reproduction in daily press and regular printed publications on sale to the public within 60 days of the event related to those data/results and always provided that copyright symbol appears together as follows below.

© DORNA WSBK ORGANIZATION Srl 2022



Pirelli Portuguese Round, 7-9 October 2022

Chronological Analysis Race 1

Start at 15:15'38.929

23° 36 L. MERCADO [1'43.470]							
Lap	Seg.1	Seg.2	Seg.3	Seg.4	Lap Time	km/h	Local Time
1		31.313	21.838	18.098	1'48.322	205,2	15:17'27.251
2	33.210	30.904	21.667	18.014	1'43.795	297,7	15:19'11.046
3	33.133	30.803	22.021	18.089	1'44.046	300,2	15:20'55.092
4	33.205	30.884	23.598	19.409	1'47.096	295,3	15:22'42.188
5	32.846	30.959	21.812	18.249	1'43.866	303,5	15:24'26.054
6	32.639	30.907	21.745	18.179	1'43.470	305,2	15:26'09.524
7	32.812	31.002	21.859	18.184	1'43.857	301,8	15:27'53.381
8	32.737	30.947	21.892	18.281	1'43.857	305,2	15:29'37.238
9	32.758	30.971	21.810	18.092	1'43.631	307,8	15:31'20.869
10	32.754	30.920	21.906	18.190	1'43.770	307,8	15:33'04.639
11	32.829	30.986	21.884	18.175	1'43.874	305,2	15:34'48.513
12	32.805	30.873	21.798	18.262	1'43.738	306,1	15:36'32.251
13	32.803	30.911	21.883	18.287	1'43.884	302,7	15:38'16.135
14	32.773	31.062	21.860	18.208	1'43.903	307,0	15:40'00.038

Race Time 24'21.109

24° 52 O. KONIG [1'44.812]							
Lap	Seg.1	Seg.2	Seg.3	Seg.4	Lap Time	km/h	Local Time
1		31.678	21.975	18.242	1'49.276	204,8	15:17'28.205
2	33.227	31.342	22.085	18.248	1'44.902	299,3	15:19'13.107
3	33.287	31.425	22.095	18.419	1'45.226	305,2	15:20'58.333
4	33.038	31.328	22.028	18.457	1'44.851	290,5	15:22'43.184
5	33.022	31.336	22.090	18.391	1'44.839	300,2	15:24'28.023
6	32.971	31.374	22.058	18.409	1'44.812	297,7	15:26'12.835
7	33.066	31.298	22.100	18.409	1'44.873	303,5	15:27'57.708
8	33.081	31.335	22.044	18.391	1'44.851	301,8	15:29'42.559
9	33.211	31.441	22.109	18.404	1'45.165	301,8	15:31'27.724
10	33.221	31.370	22.032	18.454	1'45.077	300,2	15:33'12.801
11	33.254	31.527	22.211	18.454	1'45.446	299,3	15:34'58.247
12	33.185	31.537	22.140	18.415	1'45.277	303,5	15:36'43.524
13	33.218	31.486	22.205	18.413	1'45.322	301,0	15:38'28.846
14	33.161	31.592	22.070	18.469	1'45.292	301,0	15:40'14.138

Race Time 24'35.209

RET 91 L. HASLAM [1'43.285]							
Lap	Seg.1	Seg.2	Seg.3	Seg.4	Lap Time	km/h	Local Time
1		31.084	21.880	17.917	1'47.606	202,9	15:17'26.535
2	33.567	30.545	21.519	17.981	1'43.612	287,4	15:19'10.147
3	40.734	31.404	22.100	18.355	1'52.593	297,7	15:21'02.740
4	32.618	30.760	21.813	18.094	1'43.285	292,9	15:22'46.025
5	32.812	30.721	21.579	18.179	1'43.291	298,5	15:24'29.316
6	32.670	30.778	21.832	18.333	1'43.613	293,7	15:26'12.929
7	33.415	31.055	27.700	41.458	2'13.628P	300,2	15:28'26.557

Race Time 12'47.628

RET 35 H. SYAHRIN [1'43.656]							
Lap	Seg.1	Seg.2	Seg.3	Seg.4	Lap Time	km/h	Local Time
1		31.517	21.860	17.940	1'48.543	203,7	15:17'27.472
2	33.099	30.981	21.638	17.938	1'43.656	287,4	15:19'11.128

Race Time 3'32.199

08/10/2022

P = Pits In/Out - C = Lap Time Cancelled

These data/results cannot be reproduced, stored and/or transmitted in whole or in part by any manner of electronic, mechanical, photocopying, recording, broadcasting or otherwise now known or herein after developed without the previous express consent by the copyright owner, except for reproduction in daily press and regular printed publications on sale to the public within 60 days of the event related to those data/results and always provided that copyright symbol appears together as follows below.

© DORNA WSBK ORGANIZATION Srl 2022