

Pirelli Portuguese Round, 7-9 October 2022

Chronological Analysis Race 2

Portimao 4.592 m

Start at 14:00'36.533

1 / 5

1° 19 A. BAUTISTA [1'40.582]							
Lap	Seg1	Seg2	Seg3	Seg4	Lap Time	km/h	Local Time
1		30.273	21.337	17.497	1'42.681	182,7	14:02'19.214
2	32.063	30.230	21.290	17.677	1'41.260	293,7	14:04'00.474
3	32.019	30.527	21.375	17.645	1'41.566	299,3	14:05'42.040
4	31.913	30.123	21.312	17.545	1'40.893	304,4	14:07'22.933
5	31.929	30.107	21.194	17.547	1'40.777	296,9	14:09'03.710
6	31.713	30.053	21.229	17.652	1'40.647	303,5	14:10'44.357
7	31.979	30.181	21.287	17.608	1'41.055	288,2	14:12'25.412
8	32.295	30.451	21.464	17.628	1'41.838	307,0	14:14'07.250
9	31.973	30.070	21.245	17.633	1'40.921	307,0	14:15'48.171
10	31.656	30.088	21.364	17.606	1'40.714	309,6	14:17'28.885
11	31.544	30.151	21.321	17.566	1'40.582	309,6	14:19'09.467
12	31.714	30.044	21.362	17.528	1'40.648	309,6	14:20'50.115
13	31.662	30.155	21.217	17.666	1'40.700	312,3	14:22'30.815
14	31.736	30.162	21.615	17.726	1'41.239	310,5	14:24'12.054
15	31.880	30.103	21.343	17.554	1'40.880	307,8	14:25'52.934
16	31.592	30.150	21.321	17.607	1'40.670	315,0	14:27'33.604
17	31.771	30.111	21.297	17.587	1'40.766	307,0	14:29'14.370
18	31.737	30.071	21.239	17.673	1'40.720	314,1	14:30'55.090
19	31.762	30.207	21.366	17.602	1'40.937	307,8	14:32'36.027
20	31.845	30.304	21.371	17.716	1'41.236	309,6	14:34'17.263
Race Time 33'40.730							

16	31.867	30.177	21.138	17.958	1'41.140	311,4	14:27'35.674
17	32.077	30.067	21.294	18.054	1'41.492	315,0	14:29'17.166
18	31.859	30.207	21.272	18.055	1'41.393	315,0	14:30'58.559
19	31.988	30.232	21.322	17.956	1'41.498	309,6	14:32'40.057
20	31.940	30.593	21.341	18.090	1'41.964	314,1	14:34'22.021
Race Time 33'45.488							

2° 1 T. RAZGATLIODGLU [1'40.497]							
Lap	Seg1	Seg2	Seg3	Seg4	Lap Time	km/h	Local Time
1		30.432	21.129	17.788	1'42.568	177,6	14:02'19.101
2	31.986	30.201	21.130	17.890	1'41.207	310,5	14:04'00.308
3	32.039	30.123	21.154	17.889	1'41.205	310,5	14:05'41.513
4	32.076	30.166	21.194	17.847	1'41.283	307,8	14:07'22.796
5	31.814	30.002	21.057	17.824	1'40.697	313,2	14:09'03.493
6	31.661	30.075	21.155	17.822	1'40.713	315,0	14:10'44.206
7	31.739	30.190	21.172	17.946	1'41.047	312,3	14:12'25.253
8	32.138	30.415	21.337	17.995	1'41.885	312,3	14:14'07.138
9	32.355	30.008	21.155	17.818	1'41.336	305,2	14:15'48.474
10	31.954	29.982	21.205	17.719	1'40.860	307,0	14:17'29.334
11	31.645	29.917	21.105	17.830	1'40.497	315,0	14:19'09.831
12	31.692	29.886	21.306	17.782	1'40.666	314,1	14:20'50.497
13	31.591	30.009	21.197	17.842	1'40.639	317,8	14:22'31.136
14	31.732	30.039	21.216	17.915	1'40.902	315,9	14:24'12.038
15	32.074	30.136	21.262	17.839	1'41.311	306,1	14:25'53.349
16	31.643	30.142	21.156	17.903	1'40.844	316,8	14:27'34.193
17	32.066	30.088	21.236	17.850	1'41.240	313,2	14:29'15.433
18	31.936	30.215	21.151	17.910	1'41.212	315,0	14:30'56.645
19	31.982	30.098	21.215	17.966	1'41.261	312,3	14:32'37.906
20	32.091	30.272	21.223	18.027	1'41.613	313,2	14:34'19.519
Race Time 33'42.986							

4° 21 M. RINALDI [1'40.830]							
Lap	Seg1	Seg2	Seg3	Seg4	Lap Time	km/h	Local Time
1			30.286	21.372	1'41.658	185,5	14:02'19.527
2	31.944	30.219	21.338	17.597	1'41.098	298,5	14:04'00.625
3	32.065	30.502	21.401	17.629	1'41.597	296,9	14:05'42.222
4	31.985	30.226	21.269	17.692	1'41.172	299,3	14:07'23.394
5	31.855	30.140	21.237	17.657	1'40.889	307,0	14:09'04.283
6	31.737	30.089	21.288	17.716	1'40.830	307,8	14:10'45.113
7	31.803	30.139	21.285	17.674	1'40.901	308,7	14:12'26.014
8	32.075	30.315	21.412	17.700	1'41.502	308,7	14:14'07.516
9	32.174	30.094	21.248	17.674	1'41.190	302,7	14:15'48.706
10	31.982	30.021	21.347	17.643	1'40.993	303,5	14:17'29.699
11	31.897	30.139	21.332	17.726	1'41.094	301,0	14:19'10.793
12	31.871	30.180	21.348	17.842	1'41.241	305,2	14:20'52.034
13	31.913	30.136	21.296	17.766	1'41.111	301,0	14:22'33.145
14	32.174	30.116	21.282	17.717	1'41.289	301,0	14:24'14.434
15	31.963	30.145	21.374	17.894	1'41.376	307,0	14:25'55.810
16	31.883	30.931	21.334	17.806	1'41.954	308,7	14:27'37.764
17	32.263	30.315	21.533	17.770	1'41.881	306,1	14:29'19.645
18	31.964	30.226	21.384	17.772	1'41.346	307,0	14:31'00.991
19	32.168	30.329	21.538	17.795	1'41.830	309,6	14:32'42.821
20	32.363	30.457	21.496	17.959	1'42.275	307,8	14:34'25.096
Race Time 33'48.563							

3° 65 J. REA [1'40.673]							
Lap	Seg1	Seg2	Seg3	Seg4	Lap Time	km/h	Local Time
1		30.137	21.246	17.774	1'42.366	177,9	14:02'18.899
2	31.902	30.242	21.103	17.878	1'41.125	311,4	14:04'00.024
3	32.054	30.186	21.184	17.899	1'41.323	312,3	14:05'41.347
4	31.959	30.077	21.114	17.927	1'41.077	310,5	14:07'22.424
5	31.766	29.952	21.116	17.839	1'40.673	312,3	14:09'03.097
6	31.782	30.119	21.216	17.893	1'41.010	312,3	14:10'44.107
7	32.009	30.139	21.260	17.822	1'41.230	312,3	14:12'25.337
8	32.208	30.399	21.473	17.781	1'41.861	313,2	14:14'07.198
9	31.828	30.093	21.150	17.950	1'41.021	311,4	14:15'48.219
10	32.035	29.978	21.197	17.797	1'41.007	306,1	14:17'29.226
11	31.914	29.995	21.136	17.756	1'40.801	308,7	14:19'10.027
12	31.663	30.035	21.285	17.754	1'40.737	312,3	14:20'50.764
13	31.917	30.088	21.205	17.948	1'41.158	313,2	14:22'31.922
14	32.071	30.127	21.282	17.879	1'41.359	312,3	14:24'13.281
15	31.978	30.151	21.200	17.924	1'41.253	308,7	14:25'54.534

5° 22 A. LOWES [1'41.123]							
Lap	Seg1	Seg2	Seg3	Seg4	Lap Time	km/h	Local Time
1			30.414	21.369	1'41.783	180,3	14:02'19.685
2	31.969	30.247	21.276	17.808	1'41.300	297,7	14:04'00.985
3	32.165	30.245	21.396	17.819	1'41.625	291,3	14:05'42.610
4	32.014	30.093	21.245	17.787	1'41.139	306,1	14:07'23.749
5	31.939	30.198	21.230	17.888	1'41.255	303,5	14:09'05.004
6	31.921	30.226	21.156	17.837	1'41.140	301,0	14:10'46.144
7	31.977	30.031	21.261	17.854	1'41.123	305,2	14:12'27.267
8	31.986	30.170	21.212	17.930	1'41.298	305,2	14:14'08.565
9	32.278	30.157	21.230	17.918	1'41.583	307,8	14:15'50.148
10	31.911	30.055	21.192	17.991	1'41.149	306,1	14:17'31.297
11	32.046	30.158	21.097	17.974	1'41.275	306,1	14:19'12.572
12	31.899	30.066	21.212	17.978	1'41.155	304,4	14:20'53.727
13	32.073	30.263	21.257	17.878	1'41.471	301,8	14:22'35.198
14	31.990	30.013	21.246	17.912	1'41.161	307,0	14:24'16.359
15	31.941	30.067	21.291	17.981	1'41.280	306,1	14:25'57.639
16	32.057	30.183	21.236	17.970	1'41.446	304,4	14:27'39.085
17	32.141	30.192	21.358	17.948	1'41.639	311,4	14:29'20.724
18	31.941	30.335	21.346	17.998	1'41.620	305,2	14:31'02.344
19	32.104	30.270	21.367	17.924	1'41.665	305,2	14:32'44.009
20	32.140	30.284	21.367	17.869	1'41.660	301,0	14:34'25.669
Race Time 33'49.136							

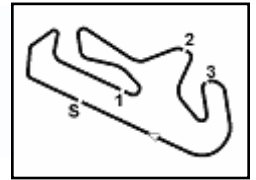
6° 55 A. LOCATELLI [1'41.322]							
Lap	Seg1	Seg2	Seg3	Seg4	Lap Time	km/h	Local Time
1			30.467	21.394	1'41.861	182,7	14:02'20.180
2	32.120	30.236	21.240	17.787	1'41.383	301,0	14:04'01.563
3	32.127	30.214	21.334	17.732	1'41.407	292,1	14:05'42.970
4	32.268	30.215	21.369	17.861	1'41.713	295,3	14:07'24.683
5	32.075	30.177	21.287	17.901	1'41.440	303,5	14:09'06.123
6	32.026	30.193	21.408	17.838	1'41.465	304,4	14:10'47.588
7	31.988	30.277	21.408	17.929	1'41.602	304,4	14:12'29.190
8	32.052	30.365	21.450	17.938	1'41.805	302,7	14:14'10.995
9	32.088	30.240	21.519	17.953	1'41.800	304,4	14:15'52.795

09/10/2022

P = Pits In/Out - C = Lap Time Cancelled

These data/results cannot be reproduced, stored and/or transmitted in whole or in part by any manner of electronic, mechanical, photocopying, recording, broadcasting or otherwise now known or herein after developed without the previous express consent by the copyright owner, except for reproduction in daily press and regular printed publications on sale to the public within 60 days of the event related to those data/results and always provided that copyright symbol appears together as follows below.

© DORNA WSBK ORGANIZATION Srl 2022



Portimao 4.592 m

Pirelli Portuguese Round, 7-9 October 2022

Chronological Analysis Race 2

Start at 14:00'36.533

2 / 5

Lap	Seg1	Seg2	Seg3	Seg4	Lap Time	km/h	Local Time
10	32.018	30.228	21.432	17.878	1'41.556	304,4	14:17'34.351
11	32.154	30.212	21.413	17.953	1'41.732	302,7	14:19'16.083
12	32.162	30.332	21.335	17.889	1'41.718	308,7	14:20'57.801
13	31.928	30.141	21.368	17.885	1'41.322	307,8	14:22'39.123
14	32.054	30.168	21.385	17.902	1'41.509	310,5	14:24'20.632
15	32.130	30.167	21.429	17.884	1'41.610	309,6	14:26'02.242
16	32.127	30.299	21.486	17.914	1'41.826	307,0	14:27'44.068
17	32.168	30.265	21.400	18.009	1'41.842	309,6	14:29'25.910
18	32.218	30.422	21.384	18.082	1'42.106	307,0	14:31'08.016
19	32.122	30.353	21.487	18.003	1'41.965	306,1	14:32'49.981
20	32.266	30.488	21.498	18.221	1'42.473	305,2	14:34'32.454

Race Time 33'55.921

7° 45 S. REDDING [1'41.556]							
Lap	Seg1	Seg2	Seg3	Seg4	Lap Time	km/h	Local Time
1		30.474	21.408	17.624	1'43.759	191,4	14:02'20.292
2	32.181	30.249	21.355	17.771	1'41.556	289,0	14:04'01.848
3	32.101	30.259	21.435	17.790	1'41.585	296,1	14:05'43.433
4	32.137	30.243	21.430	17.900	1'41.710	292,1	14:07'25.143
5	32.047	30.372	21.496	17.914	1'41.829	295,3	14:09'06.972
6	31.981	30.334	21.462	17.917	1'41.694	301,8	14:10'48.666
7	31.935	30.457	21.517	17.858	1'41.767	301,8	14:12'30.433
8	32.088	30.449	21.440	17.943	1'41.920	302,7	14:14'12.353
9	32.043	30.329	21.465	17.904	1'41.741	301,8	14:15'54.094
10	32.262	30.309	21.541	17.867	1'41.979	302,7	14:17'36.073
11	32.010	30.403	21.487	17.837	1'41.737	305,2	14:19'17.810
12	32.078	30.213	21.433	17.919	1'41.643	302,7	14:20'59.453
13	32.213	30.454	21.559	17.934	1'42.160	297,7	14:22'41.613
14	32.174	30.432	21.611	17.922	1'42.139	306,1	14:24'23.752
15	32.164	30.574	21.626	17.932	1'42.296	306,1	14:26'06.048
16	32.097	30.433	21.438	17.897	1'41.865	306,1	14:27'47.913
17	32.193	30.517	21.542	17.986	1'42.238	308,7	14:29'30.151
18	32.152	30.471	21.562	17.943	1'42.128	304,4	14:31'12.279
19	32.128	30.532	21.630	17.915	1'42.205	304,4	14:32'54.484
20	32.152	30.691	21.622	17.975	1'42.440	307,0	14:34'36.924

Race Time 34'00.391

8° 97 X. VIERGE [1'41.594]							
Lap	Seg1	Seg2	Seg3	Seg4	Lap Time	km/h	Local Time
1		31.147	21.432	17.600	1'44.909	195,6	14:02'21.442
2	32.136	30.585	21.321	17.655	1'41.697	294,5	14:04'03.139
3	32.164	30.563	21.442	17.704	1'41.873	303,5	14:05'45.012
4	32.180	30.583	21.448	17.700	1'41.911	301,8	14:07'26.923
5	32.130	30.476	21.357	17.689	1'41.652	301,8	14:09'08.575
6	32.148	30.523	21.356	17.739	1'41.766	289,7	14:10'50.341
7	32.080	30.565	21.396	17.721	1'41.762	296,9	14:12'32.103
8	32.174	30.598	21.386	17.762	1'41.920	302,7	14:14'14.023
9	32.032	30.491	21.374	17.697	1'41.594	298,5	14:15'55.617
10	32.202	30.482	21.420	17.673	1'41.777	291,3	14:17'37.394
11	32.067	30.456	21.383	17.770	1'41.676	298,5	14:19'19.070
12	32.172	30.513	21.414	17.753	1'41.852	301,8	14:21'00.922
13	32.074	30.595	21.492	17.716	1'41.877	299,3	14:22'42.799
14	32.143	30.599	21.506	17.736	1'41.984	304,4	14:24'24.783
15	32.200	30.641	21.544	17.756	1'42.141	301,8	14:26'06.924
16	32.069	30.541	21.459	17.720	1'41.789	300,2	14:27'48.713
17	32.090	30.638	21.465	17.743	1'41.936	308,7	14:29'30.649
18	32.097	30.792	21.557	17.823	1'42.269	297,7	14:31'12.918
19	32.172	30.674	21.562	17.779	1'42.187	301,0	14:32'55.105
20	32.183	30.886	21.685	17.985	1'42.739	296,9	14:34'37.844

Race Time 34'01.311

9° 31 G. GERLOFF [1'41.119]							
Lap	Seg1	Seg2	Seg3	Seg4	Lap Time	km/h	Local Time
1		31.867	21.555	18.044	1'46.610	191,1	14:02'23.143
2	32.855	30.314	21.375	17.876	1'42.420	296,9	14:04'05.563
3	32.364	30.441	21.395	18.184	1'42.384	289,0	14:05'47.947

10° 76 L. BAZ [1'41.575]								
Lap	Seg1	Seg2	Seg3	Seg4	Lap Time	km/h	Local Time	
1			30.412	21.370	17.771	1'44.060	187,2	14:02'20.593
2	32.157	30.297		21.319	17.802	1'41.575	296,1	14:04'02.168
3	32.546	30.427		21.403	17.892	1'42.268	296,1	14:05'44.436
4	32.174	30.415		21.403	17.899	1'41.891	296,1	14:07'26.327
5	32.412	30.446		21.398	17.770	1'42.026	298,5	14:09'08.353
6	32.137	30.259		21.368	17.818	1'41.582	298,5	14:10'49.935
7	32.024	30.357		21.370	17.913	1'41.664	300,2	14:12'31.599
8	32.239	30.328		21.304	17.964	1'41.835	298,5	14:14'13.434
9	32.251	30.366		21.386	17.943	1'41.946	297,7	14:15'55.380
10	32.235	30.285		21.495	17.856	1'41.871	297,7	14:17'37.251
11	32.413	30.439		21.499	17.858	1'42.209	290,5	14:19'19.460
12	32.386	30.320		21.476	17.880	1'42.062	301,0	14:21'01.522
13	32.129	30.489		21.559	17.984	1'42.161	300,2	14:22'43.683
14	32.291	30.364		21.461	17.960	1'42.076	304,4	14:24'25.759
15	32.297	30.523		21.498	17.919	1'42.237	304,4	14:26'07.996
16	32.305	30.530		21.450	18.026	1'42.311	302,7	14:27'50.307
17	32.299	30.757		21.576	18.017	1'42.649	307,8	14:29'32.956
18	32.490	30.570		21.715	17.936	1'42.711	307,8	14:31'15.667
19	32.209	30.465		21.400	18.000	1'42.074	307,0	14:32'57.741
20	33.229	30.533		21.491	18.025	1'43.278	303,5	14:34'41.019

Race Time 34'04.486

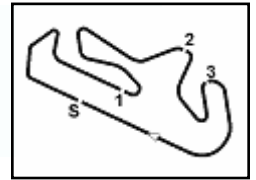
11° 5 P. OETTL [1'41.360]								
Lap	Seg1	Seg2	Seg3	Seg4	Lap Time	km/h	Local Time	
1			31.397	21.655	17.634	1'46.162	194,5	14:02'22.695
2	32.585	30.510		21.549	17.735	1'42.379	285,9	14:04'05.074
3	32.445	30.509		21.681	17.686	1'42.321	297,7	14:05'47.395
4	32.329	30.569		21.654	17.662	1'42.214	293,7	14:07'29.609
5	32.231	30.506		21.617	17.644	1'41.998	304,4	14:09'11.607
6	32.125	30.569		21.525	17.652	1'41.871	303,5	14:10'53.478
7	31.898	30.220		21.596	17.646	1'41.360	307,0	14:12'34.838
8	31.957	30.355		21.528	17.750	1'41.590	313,2	14:14'16.428
9	31.902	30.243		21.589	17.663	1'41.397	308,7	14:15'57.825
10	32.002	30.274		21.576	17.601	1'41.453	311,4	14:17'39.278
11	31.904	30.440		21.596	17.779	1'41.719	307,0	14:19'20.997
12	32.014	30.326		21.603	17.636	1'41.579	307,8	14:21'02.576
13	32.004	30.327		21.602	17.680	1'41.613	307,8	14:22'44.189
14	32.168	30.425		21.637	17.700	1'41.930	304,4	14:24'26.119
15	32.153	30.431		21.966	17.696	1'42.246	299,3	14:26'08.365
16	32.352	30.452		21.618	17.709	1'42.131	292,9	14:27'50.496
17	32.607	30.509		21.830	17.676	1'42.622	295,3	14:29'33.118
18	32.889	30.498		21.662	17.710	1'42.759	301,8	14:31'15.877
19	31.971	30.685		21.596	17.769	1'42.021	298,5	14:32'57.898
20	33.599	30.339		21.664	17.810	1'43.412	302,7	14:34'41.310

09/10/2022

P = Pits In/Out - C = Lap Time Cancelled

These data/results cannot be reproduced, stored and/or transmitted in whole or in part by any manner of electronic, mechanical, photocopying, recording, broadcasting or otherwise now known or herein after developed without the previous express consent by the copyright owner, except for reproduction in daily press and regular printed publications on sale to the public within 60 days of the event related to those data/results and always provided that copyright symbol appears together as follows below.

© DORNA WSBK ORGANIZATION Srl 2022



Portimao 4.592 m

Pirelli Portuguese Round, 7-9 October 2022

Chronological Analysis Race 2

Start at 14:00'36.533

3 / 5

12° 60 M. VAN DER MARK [1'41.639]							
Lap	Seg1	Seg2	Seg3	Seg4	Lap Time	km/h	Local Time
1		31.121	21.437	17.680	1'45.248	188,1	14:02'21.781
2	33.063	30.539	21.462	17.795	1'42.859	297,7	14:04'04.640
3	32.438	30.476	21.494	17.828	1'42.236	296,1	14:05'46.876
4	32.515	30.482	21.541	17.807	1'42.345	301,8	14:07'29.221
5	32.271	30.540	21.452	17.828	1'42.091	301,0	14:09'11.312
6	32.144	30.628	21.484	17.831	1'42.087	304,4	14:10'53.399
7	32.344	30.525	21.499	17.794	1'42.162	289,7	14:12'35.561
8	32.175	30.499	21.425	17.830	1'41.929	297,7	14:14'17.490
9	32.113	30.449	21.432	17.816	1'41.810	300,2	14:15'59.300
10	32.301	30.496	21.697	17.777	1'42.271	306,1	14:17'41.571
11	32.209	30.370	21.464	17.803	1'41.846	295,3	14:19'23.417
12	32.181	30.332	21.354	17.772	1'41.639	300,2	14:21'05.056
13	32.137	30.530	21.459	17.892	1'42.018	301,8	14:22'47.074
14	32.235	30.612	21.546	17.824	1'42.217	307,0	14:24'29.291
15	32.332	30.513	21.542	17.809	1'42.196	311,4	14:26'11.487
16	32.189	30.576	21.553	17.865	1'42.183	305,2	14:27'53.670
17	32.316	30.543	21.525	17.878	1'42.262	307,0	14:29'35.932
18	32.208	30.613	21.566	17.878	1'42.265	305,2	14:31'18.197
19	32.220	30.609	21.603	17.848	1'42.280	307,0	14:33'00.477
20	32.230	30.719	21.644	17.942	1'42.535	307,0	14:34'43.012

Race Time 34'04.777

13° 29 L. BERNARDI [1'41.854]							
Lap	Seg1	Seg2	Seg3	Seg4	Lap Time	km/h	Local Time
1		31.546	21.834	17.756	1'47.078	206,0	14:02'23.611
2	32.637	30.392	21.364	17.897	1'42.290	292,9	14:04'05.901
3	32.356	30.450	21.562	17.824	1'42.192	283,7	14:05'48.093
4	32.824	30.523	21.386	17.871	1'42.604	284,4	14:07'30.697
5	32.200	30.370	21.624	17.788	1'41.982	296,1	14:09'12.679
6	32.353	30.691	22.130	18.031	1'43.205	289,0	14:10'55.884
7	32.448	30.644	21.498	17.834	1'42.424	278,6	14:12'38.308
8	32.132	30.481	21.469	17.893	1'41.975	301,8	14:14'20.283
9	32.048	30.850	21.434	17.893	1'42.225	301,0	14:16'02.580
10	32.221	30.645	21.492	17.934	1'42.292	301,8	14:17'44.800
11	32.173	30.556	21.448	17.919	1'42.096	296,1	14:19'26.896
12	32.261	30.388	21.326	17.879	1'41.854	301,8	14:21'08.750
13	32.149	30.564	21.519	18.093	1'42.325	303,5	14:22'51.075
14	32.151	30.590	21.498	18.069	1'42.308	304,4	14:24'33.383
15	32.289	30.416	21.457	17.964	1'42.126	307,0	14:26'15.509
16	32.244	30.510	21.683	18.037	1'42.474	296,1	14:27'57.983
17	32.213	30.477	21.425	17.939	1'42.054	303,5	14:29'40.037
18	32.558	30.545	21.435	18.013	1'42.551	296,9	14:31'22.588
19	32.211	30.519	21.486	17.977	1'42.193	299,3	14:33'04.781
20	32.239	30.505	21.597	18.071	1'42.412	299,3	14:34'47.193

Race Time 34'10.660

14° 2 R. TAMBURINI [1'42.023]							
Lap	Seg1	Seg2	Seg3	Seg4	Lap Time	km/h	Local Time
1		31.475	21.632	17.838	1'46.691	201,0	14:02'23.224
2	32.374	30.540	21.385	17.838	1'42.137	289,0	14:04'05.361
3	32.464	30.414	21.795	18.021	1'42.694	289,7	14:05'48.055
4	32.942	30.686	21.458	17.860	1'42.946	291,3	14:07'31.001
5	32.298	30.299	21.562	17.864	1'42.023	295,3	14:09'13.024
6	32.382	30.600	21.685	18.011	1'42.678	288,2	14:10'55.702
7	32.700	30.869	21.679	17.886	1'43.134	284,4	14:12'38.836
8	32.493	30.496	21.462	17.904	1'42.355	294,5	14:14'21.191
9	32.262	30.623	21.378	17.933	1'42.196	305,2	14:16'03.387
10	32.245	30.481	21.467	17.921	1'42.114	298,5	14:17'45.501
11	32.442	30.445	21.463	17.979	1'42.329	293,7	14:19'27.830
12	32.368	30.395	21.483	17.943	1'42.189	296,9	14:21'10.019
13	32.242	30.578	21.490	18.050	1'42.360	298,5	14:22'52.379
14	32.345	30.519	21.472	17.979	1'42.315	301,8	14:24'34.694

15	32.318	30.416	21.534	18.010	1'42.278	306,1	14:26'16.972
16	32.255	30.372	21.428	18.046	1'42.101	305,2	14:27'59.073
17	32.354	30.494	21.563	17.981	1'42.392	292,9	14:29'41.465
18	32.451	30.585	21.456	18.034	1'42.526	300,2	14:31'23.991
19	32.245	30.534	21.421	17.936	1'42.136	296,1	14:33'06.127
20	32.376	30.534	21.533	18.030	1'42.473	295,3	14:34'48.600

Race Time 34'12.067

15° 33 J. GAGNE [1'41.977]								
Lap	Seg1	Seg2	Seg3	Seg4	Lap Time	km/h	Local Time	
1			31.378	22.025	17.725	1'47.407	197,4	14:02'23.940
2	33.033	30.570	21.509	17.793	1'42.905	295,3	14:04'06.845	
3	32.476	30.477	21.438	17.751	1'42.142	292,1	14:05'48.987	
4	32.658	30.513	21.471	17.750	1'42.392	288,2	14:07'31.379	
5	32.734	30.356	21.402	17.779	1'42.271	282,2	14:09'13.650	
6	32.760	30.477	21.432	17.860	1'42.529	282,2	14:10'56.179	
7	32.710	30.654	21.632	17.897	1'42.893	274,3	14:12'39.072	
8	32.556	30.461	21.712	17.767	1'42.496	281,5	14:14'21.568	
9	32.555	30.400	21.296	17.726	1'41.977	280,0	14:16'03.545	
10	32.651	30.309	21.515	17.667	1'42.142	286,7	14:17'45.687	
11	32.643	30.513	21.415	17.872	1'42.443	279,3	14:19'28.130	
12	32.592	30.499	21.371	17.829	1'42.291	283,7	14:21'10.421	
13	32.570	30.483	21.455	17.884	1'42.392	293,7	14:22'52.813	
14	32.718	30.348	21.449	17.863	1'42.378	282,9	14:24'35.191	
15	32.692	30.486	21.387	17.823	1'42.388	287,4	14:26'17.579	
16	32.577	30.578	21.424	17.858	1'42.437	291,3	14:28'00.016	
17	32.803	30.491	21.649	17.923	1'42.866	285,9	14:29'42.882	
18	32.725	30.807	21.563	18.079	1'43.174	292,1	14:31'26.056	
19	32.759	30.976	21.647	18.047	1'43.429	298,5	14:33'09.485	
20	33.000	31.024	21.714	18.243	1'43.981	291,3	14:34'53.466	

Race Time 34'16.933

16° 50 E. LAVERTY [1'42.261]							
Lap	Seg1	Seg2	Seg3	Seg4	Lap Time	km/h	Local Time
1		31.192	21.420	17.793	1'45.787	202,2	14:02'22.320
2	32.290	30.547	21.471	17.953	1'42.261	299,3	14:04'04.581
3	32.755	30.526	21.485	17.924	1'42.690	296,9	14:05'47.271
4	32.445	30.934	21.521	17.886	1'42.786	300,2	14:07'30.057
5	32.253	30.614	21.719	17.829	1'42.415	299,3	14:09'12.472
6	32.421	30.581	21.717	18.418	1'43.137	301,8	14:10'55.609
7	32.577	30.895	21.669	17.914	1'43.055	300,2	14:12'38.664
8	32.392	30.668	21.826	17.807	1'42.693	299,3	14:14'21.357
9	32.459	30.878	21.534	17.875	1'42.746	292,1	14:16'04.103
10	32.553	30.631	21.501	17.911	1'42.596	301,8	14:17'46.699
11	32.385	30.591	21.602	18.027	1'42.605	301,0	14:19'29.304
12	32.393	30.717	21.589	18.023	1'42.722	302,7	14:21'12.026
13	32.406	30.667	21.530	18.003	1'42.606	302,7	14:22'54.632
14	32.436	30.656	21.623	18.066	1'42.781	303,5	14:24'37.413
15	32.417	30.729	21.633	17.968	1'42.747	304,4	14:26'20.160
16	32.419	30.627	21.647	18.037	1'42.730	301,8	14:28'02.890
17	32.461	30.712	21.673	18.080	1'42.926	302,7	14:29'45.816
18	32.535	30.973	21.714	18.119	1'43.341	303,5	14:31'29.157
19	32.517	31.035	21.731	18.108	1'43.391	300,2	14:33'12.548
20	32.618	30.926	21.778	18.112	1'43.434	302,7	14:34'55.982

Race Time 34'19.449

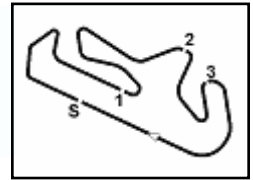
17° 17 M. FRITZ [1'42.394]							
Lap	Seg1	Seg2	Seg3	Seg4	Lap Time	km/h	Local Time
1		31.554	21.912	18.009	1'47.925	198,8	14:02'24.458
2	32.756	30.711	21.530	17.838	1'42.835	285,9	14:04'07.293
3	32.565	30.509	21.655	17.885	1'42.614	286,7	14:05'49.907
4	32.905	31.127	21.662	17.970	1'43.664	286,7	14:07'33.571
5	32.565	30.674	21.442	18.010	1'42.691	290,5	14:09'16.262
6	32.557	30.569	21.352	18.113	1'42.591	294,5	14:10'58.853
7	32.629	30.797	21.325	18.085	1'42.836	289,0	14:12'41.689
8	32.508	30.700	21.343	18.104	1'42.655	293,7	14:14'24.344

09/10/2022

P = Pits In/Out - C = Lap Time Cancelled

These data/results cannot be reproduced, stored and/or transmitted in whole or in part by any manner of electronic, mechanical, photocopying, recording, broadcasting or otherwise now known or herein after developed without the previous express consent by the copyright owner, except for reproduction in daily press and regular printed publications on sale to the public within 60 days of the event related to those data/results and always provided that copyright symbol appears together as follows below.

© DORNA WSBK ORGANIZATION Srl 2022



Portimao 4.592 m

Pirelli Portuguese Round, 7-9 October 2022
Chronological Analysis Race 2

4 / 5

Start at 14:00'36.533

9	32.554	30.584	21.400	18.110	1'42.648	295,3	14:16'06.992	3	32.484	30.603	21.566	17.995	1'42.648	286,7	14:05'50.308
10	32.633	30.603	21.531	18.035	1'42.802	290,5	14:17'49.794	4	32.740	31.019	21.920	17.926	1'43.605	293,7	14:07'33.913
11	32.469	30.697	21.420	18.108	1'42.694	289,7	14:19'32.488	5	32.605	30.592	21.605	18.106	1'42.908	287,4	14:09'16.821
12	32.546	30.430	21.381	18.037	1'42.394	293,7	14:21'14.882	6	32.569	30.619	21.606	18.105	1'42.899	295,3	14:10'59.720
13	32.591	30.523	21.414	18.095	1'42.623	297,7	14:22'57.505	7	32.608	30.636	21.495	18.055	1'42.794	298,5	14:12'42.514
14	32.597	30.507	21.437	18.097	1'42.638	294,5	14:24'40.143	8	32.432	30.699	21.598	18.157	1'42.886	298,5	14:14'25.400
15	32.514	30.571	21.589	18.048	1'42.722	297,7	14:26'22.865	9	32.557	30.606	21.585	18.149	1'42.897	302,7	14:16'08.297
16	32.702	30.696	21.475	18.182	1'43.055	285,2	14:28'05.920	10	32.530	30.654	21.666	18.167	1'43.017	301,8	14:17'51.314
17	32.704	30.820	21.514	18.071	1'43.109	289,0	14:29'49.029	11	32.800	30.734	21.670	18.177	1'43.381	304,4	14:19'34.695
18	32.582	30.626	21.540	18.077	1'42.825	295,3	14:31'31.854	12	32.602	30.606	21.640	18.147	1'42.995	308,7	14:21'17.690
19	32.701	30.923	21.408	18.160	1'43.192	296,1	14:33'15.046	13	32.657	30.772	21.729	18.226	1'43.384	302,7	14:23'01.074
20	32.646	30.855	21.566	18.176	1'43.243	295,3	14:34'58.289	14	32.622	30.782	21.693	18.275	1'43.372	304,4	14:24'44.446
Race Time 34'21.756								15	33.263	30.788	21.742	18.258	1'44.051	307,0	14:26'28.497
								16	32.886	30.750	21.735	18.198	1'43.569	309,6	14:28'12.066
								17	32.735	31.463	21.741	18.086	1'44.025	295,3	14:29'56.091
								18	32.550	30.707	21.653	18.123	1'43.033	301,8	14:31'39.124
								19	32.704	30.808	21.939	18.059	1'43.510	292,9	14:33'22.634
								20	32.788	30.824	21.750	17.994	1'43.356	288,2	14:35'05.990
								Race Time 34'29.457							

18° 23 C. PONSSON [1'42.641]

Lap	Seg1	Seg2	Seg3	Seg4	Lap Time	km/h	Local Time
1		31.803	22.135	18.179	1'48.801	209,2	14:02'25.334
2	32.913	30.860	21.523	17.943	1'43.239	290,5	14:04'08.573
3	32.670	30.604	21.528	18.128	1'42.930	298,5	14:05'51.503
4	32.595	30.692	21.661	18.117	1'43.065	299,3	14:07'34.568
5	32.637	30.655	21.580	17.956	1'42.828	292,9	14:09'17.396
6	32.738	30.584	21.708	17.922	1'42.952	295,3	14:11'00.348
7	32.791	30.636	21.511	18.204	1'43.142	289,7	14:12'43.490
8	32.587	30.613	21.502	18.100	1'42.802	296,1	14:14'26.292
9	32.493	30.616	21.511	18.021	1'42.641	305,2	14:16'08.933
10	32.512	30.598	21.644	17.945	1'42.699	292,9	14:17'51.632
11	32.664	30.705	21.703	18.063	1'43.135	296,9	14:19'34.767
12	32.727	30.670	21.575	18.036	1'43.008	300,2	14:21'17.775
13	33.287	30.695	21.657	18.064	1'43.703	307,8	14:23'01.478
14	32.606	30.731	21.811	17.986	1'43.134	297,7	14:24'44.612
15	33.583	30.871	21.769	17.972	1'44.195	302,7	14:26'28.807
16	32.884	30.837	21.578	18.047	1'43.346	291,3	14:28'12.153
17	32.774	31.042	21.584	18.007	1'43.407	293,7	14:29'55.560
18	32.678	30.635	21.690	18.074	1'43.077	296,9	14:31'38.637
19	32.790	31.473	21.518	18.053	1'43.834	300,2	14:33'22.471
20	32.625	30.875	21.634	18.147	1'43.281	297,7	14:35'05.752
Race Time 34'29.219							

19° 35 H. SYAHRIN [1'42.597]

Lap	Seg1	Seg2	Seg3	Seg4	Lap Time	km/h	Local Time
1		31.772	22.350	18.278	1'48.723	201,4	14:02'25.256
2	32.808	30.568	21.399	18.006	1'42.781	294,5	14:04'08.037
3	32.541	30.644	21.497	18.001	1'42.683	293,7	14:05'50.720
4	32.746	30.789	21.941	18.037	1'43.513	296,1	14:07'34.233
5	32.758	30.666	21.533	17.860	1'42.817	282,2	14:09'17.050
6	32.874	30.677	21.508	17.903	1'42.962	271,6	14:11'00.012
7	32.786	30.633	21.545	17.950	1'42.914	287,4	14:12'42.926
8	32.348	30.706	21.542	18.001	1'42.597	299,3	14:14'25.523
9	32.671	30.657	21.619	18.067	1'43.014	289,0	14:16'08.537
10	32.584	30.692	21.545	17.999	1'42.820	291,3	14:17'51.357
11	32.562	30.780	22.221	18.104	1'43.667	302,7	14:19'35.024
12	32.747	30.745	21.582	17.997	1'43.071	290,5	14:21'18.095
13	32.674	30.775	21.653	17.993	1'43.095	301,8	14:23'01.190
14	32.737	30.775	21.668	18.114	1'43.294	297,7	14:24'44.484
15	33.424	30.781	21.691	18.157	1'44.053	307,0	14:26'28.537
16	32.562	30.832	21.622	18.269	1'43.285	301,0	14:28'11.822
17	32.750	30.886	21.671	18.217	1'43.524	304,4	14:29'55.346
18	32.642	30.717	21.653	18.227	1'43.239	303,5	14:31'38.585
19	32.794	31.022	21.615	18.260	1'43.691	301,8	14:33'22.276
20	32.671	30.864	21.925	18.118	1'43.578	299,3	14:35'05.854
Race Time 34'29.321							

20° 36 L. MERCADO [1'42.648]

Lap	Seg1	Seg2	Seg3	Seg4	Lap Time	km/h	Local Time
1		31.596	21.947	17.961	1'48.120	203,7	14:02'24.653
2	32.861	30.597	21.589	17.960	1'43.007	285,2	14:04'07.660

21° 3 K. NOZANE [1'42.767]

Lap	Seg1	Seg2	Seg3	Seg4	Lap Time	km/h	Local Time	
1			31.612	21.972	17.926	1'47.397	197,0	14:02'23.930
2	32.757	30.645	21.488	18.028	1'42.918	290,5	14:04'06.848	
3	32.711	30.693	21.461	18.020	1'42.885	280,0	14:05'49.733	
4	32.819	31.282	21.965	17.994	1'44.060	291,3	14:07'33.793	
5	32.917	30.706	21.518	17.968	1'43.109	284,4	14:09'16.902	
6	32.791	30.658	21.509	18.027	1'42.985	281,5	14:10'59.887	
7	33.237	31.035	21.621	18.041	1'43.934	285,9	14:12'43.821	
8	32.615	30.759	21.656	18.038	1'43.068	289,0	14:14'26.889	
9	32.578	30.591	21.578	18.036	1'42.783	291,3	14:16'09.672	
10	32.521	30.600	21.554	18.092	1'42.767	289,0	14:17'52.439	
11	32.667	30.674	21.567	18.031	1'42.939	292,9	14:19'35.378	
12	32.744	30.715	21.565	18.025	1'43.049	291,3	14:21'18.427	
13	32.971	30.707	21.601	18.068	1'43.347	292,9	14:23'01.774	
14	32.715	30.778	21.673	17.966	1'43.132	285,9	14:24'44.906	
15	33.151	30.953	21.576	18.051	1'43.731	292,1	14:26'28.637	
16	32.955	30.781	21.877	18.030	1'43.643	285,2	14:28'12.280	
17	32.964	31.242	21.729	17.992	1'43.927	278,6	14:29'56.207	
18	32.761	30.989	21.642	18.010	1'43.402	285,2	14:31'39.609	
19	32.629	30.992	21.701	18.036	1'43.358	294,5	14:33'22.967	
20	32.847	30.989	21.763	18.202	1'43.801	289,7	14:35'06.768	
Race Time 34'30.235								

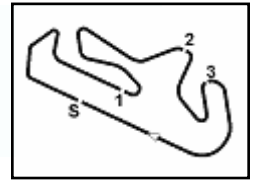
22° 7 I. LECUONA [1'41.257]

Lap	Seg1	Seg2	Seg3	Seg4	Lap Time	km/h	Local Time	
1			30.791	21.188	17.694	1'44.562	189,1	14:02'21.095
2	32.112	30.225	21.198	17.722	1'41.257	305,2	14:04'02.352	
3	32.627	30.556	21.229	17.762	1'42.174	301,0	14:05'44.526	
4	32.382	30.392	21.313	17.820	1'41.907	307,0	14:07'26.433	
5	32.168	30.389	21.206	17.827	1'41.590	305,2	14:09'08.023	
6	32.179	30.214	21.267	17.828	1'41.488	301,0	14:10'49.511	
7	32.063	30.266	21.192	17.821	1'41.342	301,0	14:12'30.853	
8	32.177	30.291	21.256	17.923	1'41.647	297,7	14:14'12.500	
9	32.211	30.406	21.386	17.810	1'41.813	296,9	14:15'54.313	
10	32.446	30.304	21.325	17.829	1'41.904	295,3	14:17'36.217	
11	32.360	30.264	21.346	17.789	1'41.759	294,5	14:19'17.976	
12	32.310	30.343	21.308	17.736	1'41.697	296,9	14:20'59.673	
13	32.359	30.397	47.819	22.834	2'13.409	290,5	14:23'13.082	
14	43.102	31.086	21.751	17.861	1'53.800	285,2	14:25'06.882	
15	32.557	30.772	21.494	17.877	1'42.700	297,7	14:26'49.582	
16	32.670	30.590	21.570	17.931	1'42.761	298,5	14:28'32.343	
17	32.781	30.768	21.594	17.886	1'43.029	297,7	14:30'15.372	
18	32.645	30.510	21.678	17.898	1'42.731	295,3	14:31'58.103	
19	32.566	30.543	21.648	17.872	1'42.629	304,4	14:33'40.732	

09/10/2022

P = Pits In/Out - C = Lap Time Cancelled

These data/results cannot be reproduced, stored and/or transmitted in whole or in part by any manner of electronic, mechanical, photocopying, recording, broadcasting or otherwise now known or herein after developed without the previous express consent by the copyright owner, except for reproduction in daily press and regular printed publications on sale to the



Start at 14:00'36.533

20 32.576 30.587 21.576 17.940 1'42.679 298,5 14:35'23.411
Race Time 34'46.878

23° 52 O. KONIG [1'43.992]							
Lap	Seg.1	Seg.2	Seg.3	Seg.4	Lap Time	km/h	Local Time
1		31.720	22.169	18.070	1'48.915	204,1	14:02'25.448
2	33.451	31.125	21.796	18.169	1'44.541	280,0	14:04'09.989
3	32.963	30.911	21.962	18.338	1'44.174	303,5	14:05'54.163
4	32.996	31.378	21.902	18.307	1'44.583	298,5	14:07'38.746
5	33.027	31.304	21.943	18.295	1'44.569	297,7	14:09'23.315
6	33.116	31.345	21.920	18.310	1'44.691	298,5	14:11'08.006
7	33.023	31.297	21.878	18.351	1'44.549	301,0	14:12'52.555
8	33.153	31.217	21.906	18.396	1'44.672	301,8	14:14'37.227
9	32.912	31.255	22.047	18.375	1'44.589	305,2	14:16'21.816
10	32.831	31.033	21.819	18.309	1'43.992	301,8	14:18'05.808
11	32.818	31.067	21.829	18.354	1'44.068	305,2	14:19'49.876
12	32.916	31.291	21.962	18.283	1'44.452	301,8	14:21'34.328
13	32.989	31.085	21.924	18.434	1'44.432	301,0	14:23'18.760
14	32.838	31.374	21.987	18.412	1'44.611	304,4	14:25'03.371
15	33.047	31.359	21.948	18.469	1'44.823	301,8	14:26'48.194
16	32.863	31.482	22.073	18.320	1'44.738	303,5	14:28'32.932
17	32.882	31.246	21.901	18.242	1'44.271	305,2	14:30'17.203
18	32.872	31.249	22.007	18.309	1'44.437	301,8	14:32'01.640
19	32.934	31.171	21.842	18.312	1'44.259	308,7	14:33'45.899
20	32.976	31.313	21.834	18.357	1'44.480	301,8	14:35'30.379

Race Time 34'53.846

RET 47 A. BASSANI [1'41.320]							
Lap	Seg.1	Seg.2	Seg.3	Seg.4	Lap Time	km/h	Local Time
1		30.321	21.373	17.684	1'43.475	187,5	14:02'20.008
2	32.058	30.243	21.228	17.791	1'41.320	295,3	14:04'01.328
3	32.165	30.177	21.406	17.743	1'41.491	301,0	14:05'42.819

Race Time 5'06.286

RET 91 L. HASLAM [1'44.256]							
Lap	Seg.1	Seg.2	Seg.3	Seg.4	Lap Time	km/h	Local Time
1		31.667	22.571	18.345	1'48.685	202,2	14:02'25.218
2	33.472	31.033	21.613	18.138	1'44.256	292,9	14:04'09.474
3	32.916	30.906	22.400	41.752	2'07.974P	287,4	14:06'17.448

Race Time 5'40.915

RET 44 L. MAHIAS							
Lap	Seg.1	Seg.2	Seg.3	Seg.4	Lap Time	km/h	Local Time
1		31.313	21.514	17.740	1'45.953	197,7	14:02'22.486

Race Time 1'45.953

09/10/2022

P = Pits In/Out - C = Lap Time Cancelled

These data/results cannot be reproduced, stored and/or transmitted in whole or in part by any manner of electronic, mechanical, photocopying, recording, broadcasting or otherwise now known or herein after developed without the previous express consent by the copyright owner, except for reproduction in daily press and regular printed publications on sale to the public within 60 days of the event related to those data/results and always provided that copyright symbol appears together as follows below.

© DORNA WSBK ORGANIZATION Srl 2022